




73 Magazine

for Radio Amateurs

- | | | | | | |
|----|--------------------------------------------------------------------------------------------------------------------------------------------------------|----------------|-----|---------------------------------------------------------------------------|--------|
| 40 | A Speedy Spinner Mod
—5,000,000 Hz per minute..... | W2RZJ | 102 | Antenna Bonanza for 10
—CB is good for something..... | W6LVT |
| 42 | A Variable Bandpass Active Filter
—extremely simple design..... | W3KBM | 104 | Lightning!
—a case history..... | W8HXR |
| 44 | What About an Active Antenna?
—here's a look at one..... | W5JJ | 106 | Build a CW Memory
—fun!..... | WA1ZFW |
| 56 | Help for the Hearing-Impaired
—don't miss another phone call..... | W4VRV | 108 | Wire-Wrap on a Budget
—home-brew your tools..... | K4LPQ |
| 58 | Try a Bi-Loop Antenna
—gets you coming and going..... | W7CJB | 116 | Compact Continuity Tester | Miller |
| 60 | Simple RTTY IDer
—uses five ICs..... | G3MEJ | 118 | Who Needs SSB?
—using your FT-101 on 10m AM..... | K8JS |
| 62 | Tales of Speech Processing
—including a practical design..... | WA4JHS | 120 | 12 Volts, 5 Amps, 3 Terminals
—what could be simpler?..... | WA4FYZ |
| 68 | PTT For Ten-Tec's Linear
—no more "aahhh" and
"uuhhh"..... | DA1NF/WD6AXL | 122 | Has Anyone Seen OSCAR 7?
—find it with your SR-56..... | Mayse |
| 74 | Disaster Preparedness
—it <u>can</u> happen here..... | N4AL | 124 | Tricky QSK
—a treat for CW..... | Blasco |
| 78 | Comfort Mods for the Mark II
—invert your duck..... | WA4HUZ | 126 | Make Life Easier
—with a workbench speed control..... | W4CQQ |
| 82 |  An 8080 Repeater Control System
—part III: software..... | N3IC | 128 | The Heath/Kenwood Connection
—RIT for the 104..... | WB5QGI |
| 96 |  The Micro Duper
—for small contests..... | WB2MIC, WA2RZR | 132 | An 8-Element, All-Driven Vertical Beam
—super array for DX..... | W1DBM |
| 98 |  An 8080 Disassembler
—written in BASIC, yet!..... | Raskin | 146 | CW with a Nordic Flair
—new life for the Viking I..... | K2VJ |
| | | | 150 | House Hunting for Hams
—caveat emptor!..... | WB9URA |

Henry Radio is proud to offer the most important innovation in Amateur Radio since SSB



Historically, Amateur Radio operators have made important contributions to the art and science of communications. Once again Amateur Radio assumes leadership in advanced communications technology. You have the privilege of being one of the first to include a Narrow Band Voice Modulation (NBVM) system in your station. The VBC Model 3000 is the system that you have been hearing about for a year and have read about recently in QST and the 1979 ARRL Handbook. It is the world's first such system.

The VBC Model 3000 provides full audio level compression and expansion... complete intelligibility in only 1300 Hz bandwidth. It permits you to take full advantage of other stations' RF speech clippers and processors... similar to the amplitude compression and expansion used for many years in telephone and satellite communications.

The Model 3000 is for mobile and fixed station use and requires no modifications to your existing equipment. It is completely self contained, including its own audio amplifier. The unit automatically switches into transmit mode when microphone is keyed or voice operation is used. It connects just after the microphone on transmit and just prior to the speaker on receive. In addition to its basic

function of operating in a narrow bandwidth, the Model 3000 also increases the performance of your station in the following ways:

- Reduces adjacent channel interference
- Increases signal to noise ratio
- Increases communications range

Some of its outstanding features include:

- High quality narrow band speech
- Self contained transmit/receive adapter
- Built in audio amplifier
- 5 active filters with a total of 52 poles
- Rugged dependable hybrid IC technology
- Low power consumption

Receive only features, such as sharp voice and CW filtering and amplitude expansion, provide improved reception without requiring a unit at the transmitting station.

For the more advanced experimenter the Model 3000 is available in a circuit board configuration for building into your present transceiver.

Henry Radio is ready to offer technical assistance and advice on the use and servicing of the Model 3000 and will help introduce new owners to others operating NBVM units. Get in on the ground floor... order yours now.

Price: VBC Model 3000 \$349.00

Circuit board configuration \$275.00


For more detailed information please call or write. The Model 3000 will be available from most Tempo dealers throughout the U.S. and abroad.

NEW TOLL FREE ORDER NUMBER: (800) 421-6631
For all states except California.
Calif. residents please call collect on our regular numbers.

11240 W. Olympic Blvd., Los Angeles, Calif. 90064 213/477-6701
931 N. Euclid, Anaheim, Calif. 92801 714/772-9200
Butler, Missouri 64730 816/679-3127

Prices subject to change without notice.

Henry Radio



THE Wilson GIVE-A-WAY

Wilson Electronics announces a factory authorized rebate program. Here's how it works:

Purchase a TT-45 and a System Three at the same time and Wilson will give you a factory 5% rebate from the price you paid for the package. You can use this to pay for the concrete to install it, or buy the XYL a little something to keep her happy! Or... we will give you, at no charge, a M-27, the best 7 element, 2M beam available today! The choice is yours to make!

Just send Wilson the receipt of your purchase from your dealer, showing your cost, and let us know what you want - 5% cash, or a M-27. But hurry! This offer starts April 1, expires midnight, April 30, 1979, and receipt must be mailed before June 1, 1979.

Don't wait! See your nearest dealer to take advantage of this great Give-A-Way!

SPECIFICATIONS

TT-45 TOWER

- Maximum height, 45'
 - 800 lbs. winch with padlock feature
 - 2800 lb. raising cable
 - Totally freestanding with proper base
 - Total weight, 189 lbs.
- Recommended accessories:
RBRF-10, SBRF-10, CBRF-10.

The TT-45 is a freestanding tower. Ideal for installations where guys cannot be used. If the tower is not being supported against the house, the proper base fixture accessory must be selected.

SY-3 TRI-BAND ANTENNA

Band MHz	14-21-28	Turning radius	15' 9"
Maximum power input	Legal limit	Maximum mast diameter	2" O.D.
Gain (dBd)	8 dB	Surface area	5.7 sq. ft.
VSWR at resonance	1.3:1	Wind loading @ 80 mph	114 lbs.
Impedance	50 ohms	Assembled weight (approx)	37 lbs.
F/B Ratio	20 dB	Shipping weight (approx)	42 lbs.
Boom (O.D. x length)	2" x 14' 4"	Direct 52 ohm feed or balun	
No. of elements	3	Maximum wind survival	100 mph
Longest element	27' 4"		

M-27 - 7 ELEMENT 2M BEAM

Band MHz	144-148 MHz	Beam width @ 3 dB pt.	27 degrees
Gain	11 dB	Turning radius	37.13"
VSWR	1.2:1	Mast diameter (O.D.)	1" - 1 1/2"
Impedance	50 ohms	Surface area	44 sq. ft.
Boom (O.D. x length)	1" x 64"	Wind loading @ 80 mph	5.5 lbs.
Number of elements	7	Shipping weight (approx)	6.5 lbs.
Longest element	40"	Assembled weight (approx)	3.5 lbs.

See what just some of the many satisfied Hams say about the Wilson Antennas.

My SY-3 performs like a Monobander, and loads up as easy as a dummy load!
... Jim Rafferty N6RJ

I always boast that my Wilson Antennas are the best in the world.
... Paul Panzeca W2PQQ

Best move I've ever made in my Hamming career. Tnx for a great antenna!
... John Sklepkowycz VE3JPR

Don't forget the WV-1 for the best in vertical needs. The WV-1 is the 10-40m Antenna you should consider!

ACT NOW!

Buy the WV-1 and Wilson will treat you to the Radial Kit ... FREE of charge!

WV-1 SPECIFICATIONS:

- Input impedance: 50 ohms
- Power handling capability: Legal limit
- Two High-Q traps with large diameter coils
- Low angle radiation omnidirectional performance
- Taper swaged aluminum tubing
- Automatic bandswitching
- Mast bracket furnished
- SWR: 1.1:1 on all bands
- 1 1/2" O.D. heavy wall aluminum tubing
- Does not require guying
- Overall length: 19' 8"



4288 South Polaris Avenue • P. O. Box 19000 • Las Vegas, Nevada 89119
Telephone (702) 739-1931 • TELEX 684-522

Prices and specifications subject to change without notice

Staff

EDITOR/PUBLISHER
Wayne Green W2NSD/1

EXECUTIVE VICE PRESIDENT
Sherry Smythe

ASSISTANT PUBLISHER
Jeffrey D. DeTray WB8BTH/1

ADMINISTRATIVE ASSISTANT
Dotty Gibson

MANAGING EDITOR
John C. Burnett

ASSISTANT MANAGING EDITOR
Susan G. Philbrick

NEWS EDITOR
Gene Smarte WB6TOV/1

EDITORIAL ASSISTANTS
Elisabeth Blackmore
Cynthia Smith
Richard Phenix

BOOK PUBLICATIONS
Jim Perry

PRODUCTION MANAGER
Lynn Panciera-Fraser

ART DEPARTMENT
Craig Brown
Gayle Cabana
Bob Drew
Bruce Hedin
Dion Owens
Noel R. Self WB1ARP
Robin M. Sloan

PRINTING
Gary Steinbach

PHOTOGRAPHY
Bill Heydolph
Tedd Cluff

TYPESETTING
Barbara J. Latti
Mary Kinzel
Holly J. Walsh
Sara Bedell
David Dawe

BOOKKEEPER
Knud E. M. Keller KV4GG/1

CIRCULATION
Barbara Block
Laura Barnicle

DATA ENTRY
Mary Kinzel
Denise Loranger

DIRECTOR OF MARKETING
Robert R. LaPointe

BULK SALES MANAGER
Judy Waterman

SHIPPING
Ethan Perry
Bill Barry

RECEPTIONIST
Maureen Smith

ASSOCIATES
Robert Baker WB2GFE
E. H. Barnett WB0IX
Schley Cox WB9LHO
Tom DiBiase WB8KZD
Terry Fox WB4JFI
W. Sanger Green
Dave Ingram K4TWJ
Larry Kahaner WB2NEL
Joe Kasser G3ZCZ
Bill Pasternak WA6ITF
John Schultz W4FA
Waller Scott K8DIZ
Peter Stark K2OAW
Chuck Stuart N5KC
Bill Turner WA0ABI

COMPUTER PROGRAMMING
Richard J. Dykema

CUSTOMER SERVICE
Florence Goldman
Joyce Tarr
Ellen Blanchard

ADVERTISING
Aline Coutu
Bill York
William Q. Hoyle
Nancy Ciampa
Rita Rivard
Lori Mugford
Gayle Halbig

W2NSD/1 NEVER SAY DIE

editorial by Wayne Green



WHICH PAGE DO YOU READ?

On page 6 of the March issue of *Ham Radio Horizons* (also reprinted in *HR*), an editorial discounted the gloom and doom reports about WARC, saying G&Ders "apparently get their information from the Wizard of Oz—or some other equally unlikely source." On page 11 of the same magazine, a wizard tells us in the lead item of *Newsline* that broadcast interests are threatening us at WARC. Some schizophrenia there?

There was no specific mention of anyone in the editorial, just a few straw men set up and toppled. Since I've written about WARC recently, I tried to identify any possible references to my writing, but failed. Like the League, I feel optimistic and agree with them that the ITU *can't* kill amateur radio. It is unthinkable and I am not thinking it. I do regret that something positive wasn't done just to make sure, particularly in the face of the massive losses amateur radio has suffered in recent years—and I consider the loss of 239,000 MHz of satellite microwave ham allocations a massive loss. *Ham Radio Horizons* knows all about this loss and just ignored it.

They also know about the meetings in the next few weeks between the African and Latin American lesser-developed countries (LDCs), which are for the express purpose of shooting down the US position at WARC. These are the countries which may well swing the tide at WARC ... and they are not friends of amateur radio.

But these are things which won't have much of an impact on us, even if the worst happens, for many years, so why get all exercised over something over which we no longer have much control? For the next few years, we are going to be in

the middle of a sunspot maximum ... DX will be good ... the VHF's will be hopping ... and we will have more exciting new modes coming along than most of us can handle.

If amateur radio really gets clobbered at WARC, perhaps we can use the years before our country agrees to the new allocations to do some of the lobbying for amateur radio in the LDCs that we should have done in the last year ... and perhaps turn things around. We sure need a worldwide lobbying effort to bring the value of amateur radio to smaller countries out in the open. I'm optimistic.

1979 HAM INDUSTRY CONFERENCE

With our fourth annual ham industry conference in Aspen, new records were set. For instance, I think that this was the fourth year in a row that our confirmed reservations on either Rocky Mountain or Aspen Airlines were met with a slight smile and a shrug of the shoulders when we came to their departure desk at Denver.

Hertz and Avis were up to the situation ... no cars available for us to drive to Aspen. National really was geared for this ... they had one car available, but with a \$250 charge if we dropped it at Aspen ... take it or leave it. We grumbled a whole lot, but we took it.

The four of us, Sherry Smythe, Chuck Martin WA1KPS of Tufts Electronics, Eric Williams WA1HON, and I drove over the mountains some 200 miles to Aspen. The road was icy most of the way, but we still made good time, after what is becoming a ritual dinner at Holly West in Denver before our annual drive to Aspen. Chuck played bluegrass on his guitar through much of the trip and we

all sang as we went over the mountain passes.

The snow in Aspen was superb, as usual.

On the first evening, we had our worst meal of the week ... a cheese fondue at Guido's Swiss Inn. Ugh. It sort of discouraged much of the shop talk that usually accompanies our meals in Aspen. But the next night we did much better at the Copper Kettle. It was there that we had our first coincidence.

I had just finished handing out some brochures from an advertising agency in New York which was pitching ham businesses to use a ham-run agency. We were all sitting around reading the brochures when the

Continued on page 152



Am I having a good time? With a 73" base of packed powder and almost nightly snow flurries of light powder, you know I am. If only New Hampshire skiing was like this more of the time!

73 Magazine (ISSN 0098-9010) is published monthly by 73, Inc., Peterborough NH 03458. Subscription rates in the U.S. and Canada are \$18 for one year, and \$45 for three years. Outside the U.S. and Canada, write for rates. Second class postage paid at Peterborough NH 03458 and at additional mailing offices. Publication No. 700420. Phone: 603-924-3873. Microfilm edition—University Microfilm, Ann Arbor MI 48106. Entire contents copyright 1979 by 73, Inc. INCLUDE OLD ADDRESS AND ZIP CODE WITH ADDRESS CHANGE NOTIFICATION and send to 73, Inc., Peterborough NH 03458.

TS-120S...A big little rig.



NEW!

It's a compact, up to 200 watts PEP input, all solid-state HF transceiver with such standard features as built-in digital readout, IF shift, new PLL technology ...and requires no tuning!

Exciting and perfect for car or ham shack use! But, there's more to say about the TS-120S! This unique all solid-state HF, SSB/CW transceiver produces a hefty signal and also offers a lot of other great features in a very attractive, compact package.

FEATURES:

- All solid-state with wideband RF amplifier stages. No final dipping or loading, no transmit drive peaking, and no receive preselector tuning! *Just dial your frequency and operate!*
- Five bands, plus WWV. Transmits and receives on 80/75, 40, 20, 15, and all of 10 meters...and receives WWV on 15 MHz.
- 200 watts PEP (160 watts DC) input on 80-15 meters, 160 watts PEP (140 watts DC) input on 10 meters. LSB, USB, and CW.
- Digital frequency display (standard). 100-Hz resolution. Six digits. Special
- green fluorescent tubes eliminate viewing fatigue. Analog subdial, too, for backup display.
- IF shift (passband tuning), to remove adjacent-frequency interference and sideband splatter.
- Advanced PLL circuit, which eliminates need for heterodyne crystal element for each band. PLL lock frequency, CAL marker signal, and counter clock circuit use single reference frequency crystal. Simplifies circuitry, improves overall stability. Also improves transmit and receive spurious characteristics.
- Attractive, compact design. Measures only 3½" high X 9¼" wide X 13½" long, and weighs only 4.9 kg (11.7 lbs.). A perfect size for convenient mobile operation and rugged enough for either mobile or portable use. Also has all the desired features for optimum ham-shack operation at home.
- Noise blanker. You'll wonder where the ignition noise went.

See the big little TS-120S rig and matching accessories (VFO-120 remote VFO, SP-120 external speaker, PS-30 AC power supply, MB-100 mobile mounting bracket, AT-120 antenna tuner and YK-88C CW Filter) at your nearest Authorized Kenwood Dealer!



**STILL AVAILABLE...
KENWOOD TS-520S**

 **KENWOOD**
...pacesetter in amateur radio

TRIO-KENWOOD COMMUNICATIONS INC.
1111 WEST WALNUT/COMPTON, CA 90220

Looking West

Bill Pasternak WA6ITF
24854-C Newhall Ave.
Newhall CA 91321

CES '79

CES: three letters with a lot of meaning to the American economy. These letters stand for the Consumer Electronics Show, a twice-yearly gathering of all those who manufacture and sell the myriad of electronic and electronic-related products which wind up in your home and mine. During the summer, the city of Chicago plays host to this gathering, but come January, it's Las Vegas where the action is.

Residing in southern California has certain advantages. Other than writing for this magazine, I earn my keep from consumer electronics, and a show like this is one I do not want to miss. Las Vegas being but a 45-minute flight or five-hour drive, I try to be in attendance when such events take place. Mother Nature being kind and keeping I-15 open made the decision to drive an easy one. Armed with my 35mm camera, extra film and bat-

teries, a Clegg FM-27B, and a Midland 13-509, I aimed the nose of my Ford Maverick northeast along California Highway 14. Destination: the Hilton Convention Center in Las Vegas.

Two pieces of advice to anyone planning to attend a trade show such as this. First, get a good night's sleep before going. Second, buy the most comfortable pair of shoes your budget will allow. Also, if like me you intend to photograph things, get the lightest camera and strobe you can find.

The CES is the place where everyone who is anyone shows everything. There are televisions, radios of every description, VCRs, home computers, and even amateur radio gear. That's right, amateur radio. Ham gear seems to be playing a more and more significant role in this show each year. In the past, it had been CB which had cornered the personal communications aspect of CES, with amateur radio ranking a distant last. This year, however, perhaps due to the teetering condition of the CB industry in

relation to its past performance, amateur radio and related products were right up there with the rest. Wilson had their entire amateur product line on display, as did a number of others such as Pace, Lunar Electronics, and Sujitsu-Ten. In the peripheral department, there were such standbys as Antenna Specialists, Hy-Gain, Hustler, and a new entry to the amateur market well known to CB enthusiasts: Avanti. In fact, Avanti has come into the amateur market with a most-advanced line of fixed station and mobile antennas, including a gain antenna for two meter mobile operation which requires no holes in the vehicle and no external wiring. You simply glue it to the window and plug it into your radio. They have a similar one for 10 meter enthusiasts, as well as a diversity beam which permits you to adjust polarization from your shack. All in all, a very interesting arrival in the amateur marketplace.

You could easily tell the hams at the show. There was no need to look for badges—very few were visible. The hams were the ones playing with radios like the new NDI or Pace or Midland entries. They were to be found examining hand-helds and antennas at the various booths. No one knows how many of the 66,000 attendees were amateurs, but there sure were a lot of them and they were not hard to spot.

Hustler, Midland, Pace, and the rest. These are all names familiar to those of us who are involved in the amateur radio game. I'll tell you one thing, though. It was nice to see them giving the amateur service the

kind of exposure it needs in a place where so many could see it. CES was great. Amateur radio's representation was about 1%, I guess, but that was good. Better than ever!

THE WHATEVER HAPPENED TO HIM DEPARTMENT

Richard B. Cooper. Now, that name should ring a bell with you. No? How soon we forget. Last year a man calling himself Richard B. Cooper and professing to be an attorney startled the amateur community with such announcements as a lawsuit against the ARRL and his intentions to "grab" at least half of the current amateur spectrum for expanded CB. "Rick," as he called himself, was really making a name for himself. Then suddenly he just vanished from sight! It became impossible to contact either Cooper or the "law firm" he claimed to own: the Communications Attorney Service. Where has he gone? Your guess is as good as mine. What has happened to him over the last year or so is really what is of interest.

It seems that amateurs were not the only ones interested in Rick Cooper and his Communications Attorney Service. Rick was making a lot of claims back then as to the power and scope of his organization, its goals, and its membership. Eventually the matter drew the attention of the Office of the Attorney General of the State of California. An investigation by the Attorney General's office led to a formal civil complaint against Cooper, CAS, and Does 1 through 20, inclusive. The complaint, case #0233123, was filed in March of 1978 in the



Bill Cody demonstrated the new Pace 2 meter rig at the CES.



Mr. and Mrs. Lou Anxiaux of Lunar Electronics. Lou (WB6NMT) was author of the VUAC's 2 meter band plan.

Novice, QRP, 200 w, deluxe — good, better, best — \$299, \$369, \$399, \$699, \$869, \$899, \$1069. TEN-TEC has them all. A choice of seven HF transceiver models — a choice of power levels — a choice of operating features (and accessories) for beginner or old timer. Best of all, there's a wide choice of prices to fit every amateur budget.

TEN-TEC "OMNI" TRANSCEIVERS — REALLY CHOICE.

Top of the line. Deluxe in every respect. Deserving of a place in the finest of operating positions. All solid-state 100% duty cycle 200-watt final amp.; 8-bands (160-10 m plus convertible 10 MHz and "Aux" band positions); broadband design for no tune-up; built-in VOX and PTT; built-in Squelch; 4-position CW-SSB filter and 8-pole crystal filter with separate mode switch to permit using all filters in all modes; 2-speed break-in; 2-range offset tuning; optimized sensitivity from 2 μ V on 160 m to 0.3 μ V on 10 m; greater dynamic range (typically better than 90 dB) plus PIN diode switched 18 dB attenuator; WWV at 10 MHz; front panel control of linear/antenna bandswitching; phone patch jacks; "timed" crystal calibrator (on "A" model only); zero-beat switch; SWR bridge; adjustable ALC and sidetone; dual speakers; plug-in boards; "clamshell" aluminum case with black vinyl covering plus warm dark metal front panel; full shielding, optimum size for convenient operation: 5 $\frac{3}{4}$ "h x 14 $\frac{1}{4}$ "w x 14"d. Model 545 OMNI-A with analog dial, only \$899; Model 546 OMNI-D with six 0.43" LED digital readouts, \$1069. Model 645 keyer, \$85, Model 243 Remote VFO, \$139, Model 248 Noise Blanker, \$49, Model 252MO AC Power Supply, \$119.

TEN-TEC "ARGONAUT" TRANSCEIVER—QRP CHOICE.

The challenge and excitement of working the world on 5 watts. And every feature you need: all solid-state; 5 bands (80-10 m); full amateur band coverage SSB/CW; sensitivity less than 0.5 μ V; offset tuning; 4-pole IF crystal filter, 2.5 kHz bandwidth; analog dial; vernier tuning; automatic sideband selection; built-in speaker; 5-watt input to broadband push-pull final amplifier; PTT; full CW break-in; adjustable sidetone volume and pitch; built-in SWR bridge; TVI filter; plug-in boards; small and light weight enough to go anywhere (4 $\frac{1}{2}$ "h x 13"w x 7"d and 6 lbs.). World beating price, too: Model 509 only \$369; Model 210 AC Power Supply just \$34.

TEN-TEC 540/544 TRANSCEIVERS—POWER CHOICE.

200 watts from the bottom of 80 m to the top of 10 m — SSB or CW. No compromise from the leader in solid-state HF technology. Instant band change without tune-up; sensitivity 0.3 μ V; offset tuning; 8-pole crystal-lattice filter; WWV at 10 & 15 MHz; push-pull solid-state final amp.; 100% duty cycle; adjustable ALC with LED indicator; built-in SWR bridge; PTT; full CW break-in; adjustable sidetone pitch and vol.; zero-beat switch in Model 544. Choose the value leading Model 540 with analog dial and built-in 25 kHz pulsed calibrator for just \$699 or the Model 544 with six 0.43" LED digital readouts for \$869. Model 240 160M converter, \$110; Model 262M AC Power Supply with VOX, \$145; Model 252M AC supply only, \$119.

TEN-TEC CW TRANSCEIVERS—BUDGET CHOICE.

The "Century 21" series. Unique. Modern technology with old-fashioned value. Fine performance, reliability, and simplicity of operation, all at low cost. Win raves from novices and confirmed brass pounders alike. All solid-state; 5 bands (80-10 m) full amateur band coverage; receive CW and SSB, transmit CW; sensitivity 1 μ V or less; offset tuning; 3-position selectivity (2.5 kHz, 1 kHz, 500 Hz); 70 w input to push-pull Class C final amp.; broadbanded for no tune-up or resonating; full break-in; adjustable side-tone level; built-in AC power supply. Choose Model 570 with analog dial for only \$299; Model 574 has a 5 LED digital readouts for only \$399.

The choice is all yours when you choose TEN-TEC HF transceivers; see your nearest dealer or write for full details.



WIDEST CHOICE IN HF TRANSCEIVERS: TEN-TEC





John Clark (right) of the ARRL displayed League publications at CES '79.

Superior Court of the State of California for the County of Los Angeles. It asked that the court issue an injunction against Cooper and his CAS on five specific violations of both the civil and business/professions code of the state of California, and further requested that the court exact monetary penalties on each count of each violation.

Cooper was served the nec-

essary documentation and at that point dropped out of sight. Nothing has been heard from him since. According to Assistant State Attorney General Herschel T. Elkins, who has been handling the Cooper/CAS matter, Cooper lost the case by default. Shortly, a hearing will be held to set the penalties in this case. Collecting them may be another matter. Cooper, as elusive as a fox, has disap-

peared without a trace. If you happen to know of Rick's whereabouts, you might drop a note to Mr. Elkins or to me. A lot of us would like to know what ever happened to Rick Cooper.

220—A LATE-BREAKING DEVELOPMENT

The 220-MHz Spectrum Management Association of Southern California (220-SMA) has filed a formal petition for reconsideration on FCC docket 20271, the document recently issued by the Commission relative to US WARC preparations in which maritime is made the prime user of the spectrum between 216 and 225 MHz.

In its appeal, 220-SMA states its belief that representatives of the amateur service have not been given their chance under the structure of administrative procedures to properly comment on the proposed sharing with the maritime mobile radio service. 220-SMA goes on record as opposing the suggested reallocation and suggesting an allocation within the 890-MHz spectrum be considered as an alternative, in that such spectrum would be available worldwide since it has little or no utilization at this time. Implementation of a maritime mobile service in that spectrum would not displace any established activity and would have little environmental impact throughout the entire world.


The petition was prepared by 220-SMA advisor Henry R. Von Neumann K6PUW at the direc-

tion of 220-SMA President Larry Mohler WA6DOD, and was derived from input obtained at a joint meeting of 220-SMA, 2mASMA, ARRL Director Holladay, and other VHF spectrum users. VRAC's local representative and the Southern California Repeater Remote-Base Association both declined to attend or take part in the initial planning on this matter, but did ask to be kept informed as matters progressed. However, 2mASMA, along with other local special-interest groups, is expected to endorse the petition, and 220-SMA is requesting that letters of support from coordinators, coordination councils, and individual amateurs be sent to the Commission as soon as possible. Those writing on the subject should refer to 220-SMA petition number 790120, submitted January 22, 1979. It's felt that enough support from the general amateur community might well force the Commission to give this petition serious consideration and perhaps reopen commentary on the matter.

CAN AND WILL THE ARRL SAVE 220?

"220 CB is dead and the ARRL slew it." With that statement, the League tried to take full credit for saving 220 MHz from the onslaught of "10-4 Good Buddy" and the evils that "10-4" would bring with him. They gave only the most abbreviated passing credit to the people who really counted, and never came near to telling the real story of what killed the 220 CB idea. I've heard quite another story. The big rumor is that formal objections from our neighbors north and south are what killed it, not the ARRL. If true, it makes a lot more sense, and I tend to believe it. Let's look at the present situation and the ARRL's power in relation to it.

First, we must assume that there were other forces which really devastated the 220 Class E CB idea. Class E was being pushed by but one entity, the EIA. For the EIA, this was a good move from an economic standpoint. It's a fact that it costs less to manufacture a radio for a lower frequency than for a higher one. This holds true even with today's advanced linear IC technology and mass production. So, if you were running an organization which represented the vast majority of those manufacturing two-way radio equipment, what would you do? You would look around at all spectrum and forge a viable attack to gain some more. When studies of available spectrum were made some years back, the 220-MHz



An Avanti rep explained the new no-holes 2 meter antenna to Bill Orenstein KH6IAF (right).

Continued on page 28

OMNI HAS IT ALL. All the advantages and capabilities, all the new conveniences and new levels of performance you need, whatever your HF operating specialty. All built-in, ready to use.

ALL SOLID-STATE. All the advantages of total solid-state from the pioneer of HF solid-state technology. Reliable, cool, stable — from receiver front-end to transmitter final.

ALL HF BANDS. From 160 through 10 meters (and all the crystals) plus convertible 10 MHz and "AUX" band positions for possible future needs.

ALL BROADBAND. Band changing without tuneup — without danger to the final amp.

ALL READOUTS. Choose OMNI-A for analog dial (1 kHz markings) or OMNI-D for six 0.43" LED digits (100 Hz readability.)

ALL VOX AND PTT FACILITIES built-in; 3 VOX controls plus PTT control at front and rear jacks for external PTT switch.

ALL SQUELCH NEEDS for tuning and monitoring are built-in.

ALL FILTERS INCLUDED: 4-position CW/SSB filter (150 Hz bandwidth with 3 selectable skirt contours) plus 8-pole Crystal filter (2.4 kHz bandwidth, 1.8 shape factor.)

ALL MODE SWITCH puts all filters to work in any mode.

ALL BREAK-IN: Instant or delayed receiver muting to fit any band condition or mobile operation.

ALL-VERSATILE OFFSET TUNING; dual ranges, ± 5 kHz range for off-frequency DX or ± 0.5 kHz range for fine tuning.

ALL-SENSITIVE RECEIVER; from $2 \mu V$ on 160 m to $0.3 \mu V$ on 10 m (10 dB S+N/N) for ideal balance between dynamic range and sensitivity.

ALL OVERLOADS HANDLED; dynamic range typically exceeds 90 dB and PIN diode switched 18 dB attenuator also included for extra overload protection.

ALL LINEAR/ANTENNA BANDSWITCHING FROM FRONT PANEL; auxiliary bandswitch terminals on back panel for external relays or circuits are controlled simultaneously by the OMNI bandswitch.

ALL INTERFACE JACKS FOR PHONE PATCH; access to speaker and microphone signals.

ALL-LEVEL ADJUSTABLE ALC; set output from low power to full, retain low distortion at desired drive to power amp.

ALL SIDETONE ADJUSTMENTS; pitch and volume.

ALL-POWERFUL, ALL-WARRANTED FINAL AMPLIFIER. 200 watts input to final. Proven design with full warranty for first year and pro-rata warranty for additional 5 years.

ALL 100% DUTY CYCLE. For RTTY, SSTV or sustained hard usage.

ALL-MODE POWER: basic 12 VDC for easy mobile use, external supplies for 117/220 VAC operation.

ALL FRONT PANEL MICROPHONE AND PHONE JACKS. Convenient.

PLUS ALL THE OTHER HANDY BUILT-INS: "Timed" 25 kHz crystal calibrator in OMNI-A with automatic 5-10 sec. "on" time for easy 2-hand dial skirt adjustment . . . Zero-Beat switch for placing your signal exactly on CW listening frequencies . . . SWR bridge switches "S" meter to read SWR each time you transmit for continuous antenna monitoring . . . Separate receive antenna capability . . . Dual speakers for greater sound at lower distortion . . . Plug-in circuit boards for fast, easy field service.

ALL-FUNCTIONAL STYLING. "Clamshell" aluminum case clad in textured black vinyl with complementary nonreflective warm dark metal front panel and extruded aluminum bezel and bail. Convenient controls. Complete shielding. And easier-to-use size: $5\frac{3}{4}$ "h x $4\frac{1}{4}$ "w x 14"d.

AND ALL THE OPTIONS: Model 645 Keyer, Model 243 Remote VFO, Model 248 Noise Blanker, Model 252MO AC Power Supply.

Model 545 OMNI-A \$899 Model 546 OMNI-D \$1069

Experience the *all-encompassing* HF world of OMNI. See your TEN-TEC dealer or write for *all* the details.



TEN-TEC, INC.
SEVIERVILLE, TENNESSEE 37862
EXPORT: 5715 LINCOLN AVE., CHICAGO, ILL. 60646

TEN-TEC's "OMNI" FILLS ALL YOUR HF NEEDS



ou goons don't ever proof
lousy manuscripts from bat
burh
you li
I insist that you print ev
tell Ma Bell that she shou

LETTERS

MACARONI

After reading "Diodes of the Dead" (73, Jan., 1979), I have diagnosed Mr. Dunn's problem. By using high-quality audio tape (Ampex "Grand Master" or Maxell UD35-90), I had absolutely no problem "calling up" two dead aunts and some guy calling himself "Macaroni." Also, I found by using a slightly larger antenna (10'-12'), Alpha Centauri comes in "Q5". 73.

Jerry Robinson III N4KJ
Asheville NC

BRUTAL

With only one element remaining to complete my Extra class ticket, I just had the misfortune to "close encounter" the brand new exam.

My advice: If you're not a mathematician, you'd better take a crash course before you attempt the test. It is a *brutal* mother.

This new Extra class series (dated 9/78) features a central core of 20-or-so questions, each one attached to a schematic. You'll be asked to compute complex reactances, impedances, resonant frequencies, or missing component values at some arbitrary point in the circuit. No formulas are provided, and most of the values you'll be asked to compute *do not* relate easily to any of the material in any of the existing study guides.

The non-mathematical questions, by the way, are extremely esoteric and obscure. There is material on IC junctions, remote base regulations, 5 or 6 questions on SSTV and ATV, and other trivia from the fine print of the regs.

My hunch is that the FCC found itself rapidly running out of 1 x 2 callsigns and decided to plug the small conduit that lets new Extras through. They plugged it good and tight! Be warned. The test is not impossible—but you *will* need lots of math, and *we all* will need new, *competent* study guides—like pronto.

Incidentally, the exam itself is atrociously edited—with numerous typographical mistakes, misspelled words, and my copy even had the wrong element class printed on the

cover! The word "ADVANCED" had been pasted over with a sticker that said "EXTRA." My confidence in Uncle's competence was not enhanced.

By the way, fellas and gals, if you haven't yet listened in on the "secret" pseudo-ham band that runs from 27.5 to 28 MHz (above CB and below 10 CW), you're missing some of the funniest (or most infuriating) SWL-ing of your life!

A recent spot check produced these gems:

1. A spiritualist in Houston who gives psychic readings and conducts on-the-air meditation classes every Sunday.

2. A cross-country SSB QSO between two chaps, one running a TS-820, the other a Yaesu FT-101, shooting the breeze about how they're progressing toward their NOVICE tickets!

3. Someone conducting very graphic, on-the-air sexual counseling via radio.

4. A slow-scan TV signal!

5. Many, many individuals who indicated that they also hold amateur licenses and operate (legally) on other bands.

This latter finding is the most surprising of all. Maybe it's the anarchist spirit having a go—or simple boredom with the routine and formality of the "disciplined" amateur bands. It's certainly true that 11 is a hotbed of radical and innovative radio doings—the likes of which you're not likely to hear anywhere else.

A man in Italy "skeds" his relatives in New York City each morning.

A woman in South Dakota has regular radio pen-pals from Europe to Australia.

You'll even hear high-speed CW QSOs on this crazy band—complete with "Whiskey Club" numbers for ID! It's beyond me why an op who can handle 20 wpm takes his business down there. But turn up your ears and check it out for yourself. There they are.

I will say one thing about the foreign stations who are using "secret band" to sked relatives in this country. I try to imagine these relatively easy, hassle-free contacts taking place in the licensed amateur service, where the DX station would *immediately* be pounced upon by the prick-eared wolf pack, and all hopes of a relaxed rag chew

would vanish. I do begin to understand what may be driving even licensed hams to this virgin frontier!

Could it be a radio revolution in the making? Or the prelude to a determined FCC crack-down? Only time will tell. In the meantime, something is definitely happening at one of our borders. It behooves us to listen and evaluate the phenomenon.

Name and address withheld by request

VOYAGING

The JPL Amateur Radio Club, through its club station W6VIO (Voyager In Outerspace), will repeat its performance during the *Viking* landings on the planet Mars by holding commemorative contacts during the forthcoming (actually, now in progress) *Voyager* mission to the planet Jupiter.

The spacecraft *Voyagers I* and *II* are currently engaged in the first observational phases of their mission of exploration of the planets Jupiter and Saturn.

Among the data being returned will be pictures of the disc of Jupiter at various distances showing details of the planet that it is not possible to see with any terrestrial telescope of known configuration.

On slow-scan TV, these and other pictures will be sent out for amateurs to see throughout the world.

According to Dick Piety K6SVP, the project coordinator, the first contacts will have been made March 1 through March 11, 1979. This coincides with the encounter phase of the first of the *Voyagers* to arrive near Jupiter. A second encounter period for *Voyager II* will bring on more amateur contacts July 6-15.

The following frequencies will be used plus or minus QRM: CW—30 kHz above bottom edge of the bands, 80 through 10 meters. SSTV—3545, 7220, 14325, 21340, 28680. Novice—3730, 7130, 21130, 28130. SSB—3930, 7230, 14285, 21360, 28680. OSCAR—2 meters and 220-MHz transmissions are planned as well.

As presently set up, the plans call for heavier operations on weekends and between the hours of 4:00 pm and 7:00 pm PST (0000 to 0300 Zulu).

The JPL Amateur Radio Club regrets that it does not have a special commemorative call such as the N6V used during the *Viking* mission. However, W6VIO will issue a special QSL card for the *Voyager* commemorative. An SASE is requested from U.S. stations. DX

stations may QSL via their QSL bureaus.

Norman L. Chalfin K6PGX
Pasadena CA

VITRIOL

It would almost be worth buying occasional copies of 73 to see if this letter changes an approach—and if it gets printed under "Letters"—but the odds are against it. Recently there was a debate at the UN between representatives of Vietnam and Cambodia. A TV commentary stressed that although each side called the other liars, it was on a higher, diplomatic, and less corrosive level than a previous controversy when Khrushchev took off a shoe and pounded the table with it. What has this to do with 73?

Many years ago, almost when you first started 73, I regularly purchased copies and think even subscribed for a year or so. However, the vitriol dripping from your pen so turned me off that I stopped reading it. Recently, a ham whom I regularly work touted 73, so I bought two copies.

Even granting that the ARRL could do a better job for ham radio, that it tends to pigeonhole ideas of others, that it is biased against women, and that it is dictatorial in many ways, is it possible that a more affable indictment in publishing their shortcomings would present your ideas in a more acceptable way to your readership and (if a miracle occurred) to the ARRL?

So what do I like about 73? The December issue had "Close Encounters," which supplied completely new knowledge of use of lasers in a study of UFO phenomena, "From CW to Computers," an interesting presentation of a technique previously known, "DX," a well-concocted column, "Receiver Diseases," some simple ideas in easily readable fashion, "The Packet Radio Revolution," again an informative article. In the January issue, "Time-Domain Reflectometry" answered my ignorance on how public utilities pinpoint problems, and, if I had a scope, a good test technique.

Although doing some necessary home brewing in 1923 (call 2AST) and some since, I am primarily an appliance operator. Making a PC board, etc., frightens me off, but I am able to make repairs to my two transceivers which are solid state. My interest is CW at 25 wpm up, except for one or two schedules per week on SSB with old-timers who have large-

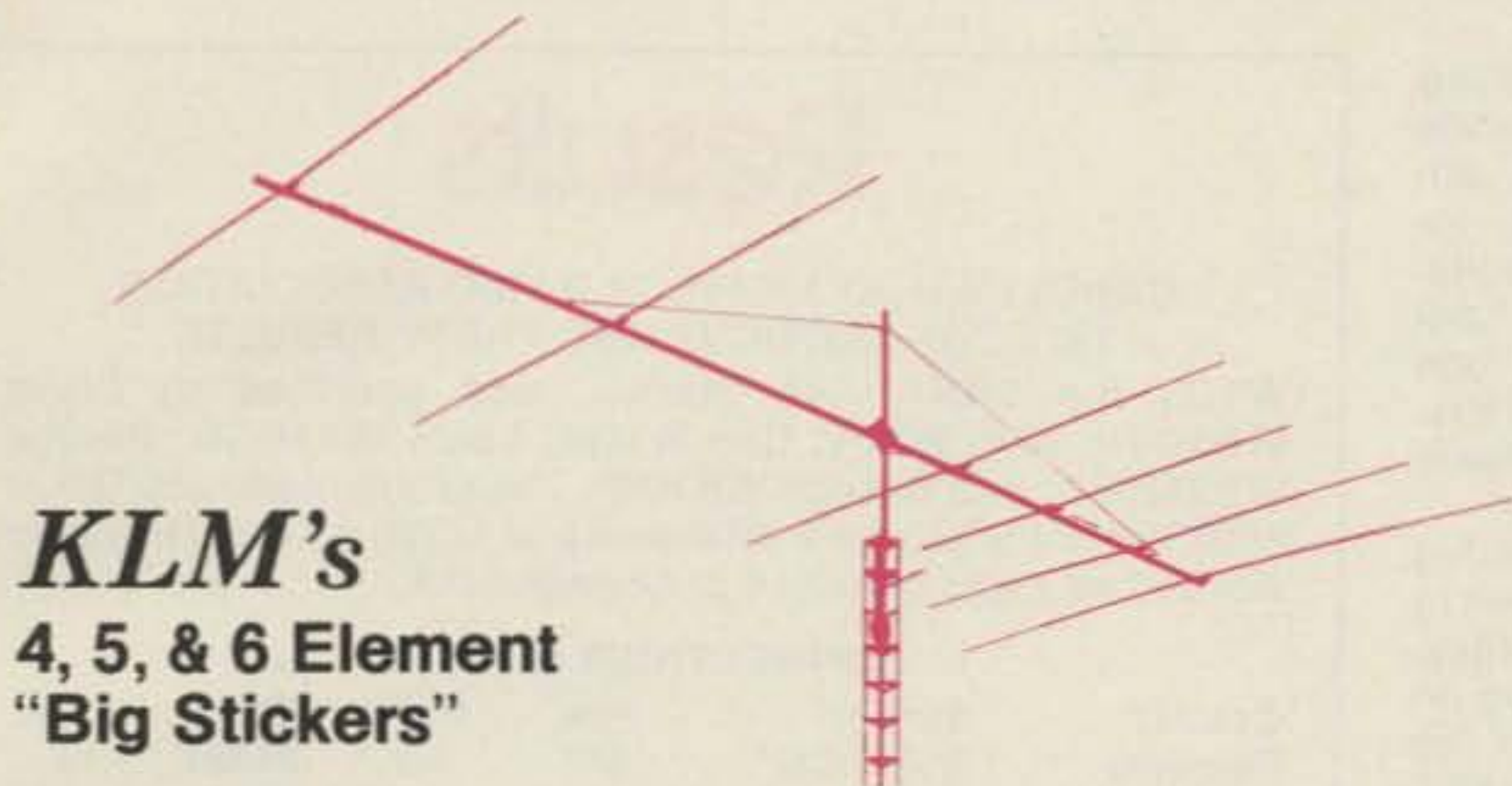
Continued on page 46

THE WINNERS

are



here:



KLM's
4, 5, & 6 Element
"Big Stickers"

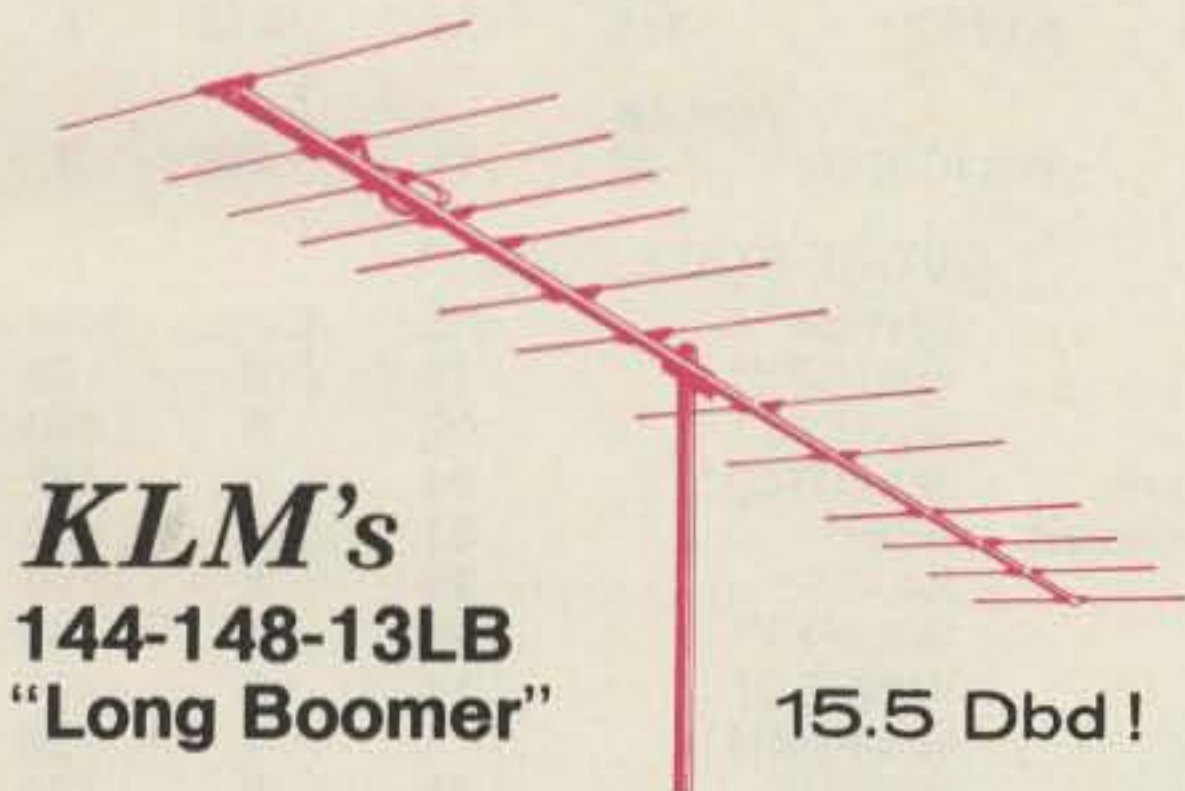
For DX on 80, 40, 20, 15 & 10 meters, more and more contesters are taking advantage of the "Big Stickers" unbeatable gain, bandwidth, and pattern.

The Industry
Standard . . .



KLM's
432-16LB
"Long Boomer"

15 Dbd . . .
Still the highest gain antenna for its boom length. Optimized for 432 Mhz (± 2 Mhz) and complete with balun for \$59.95.

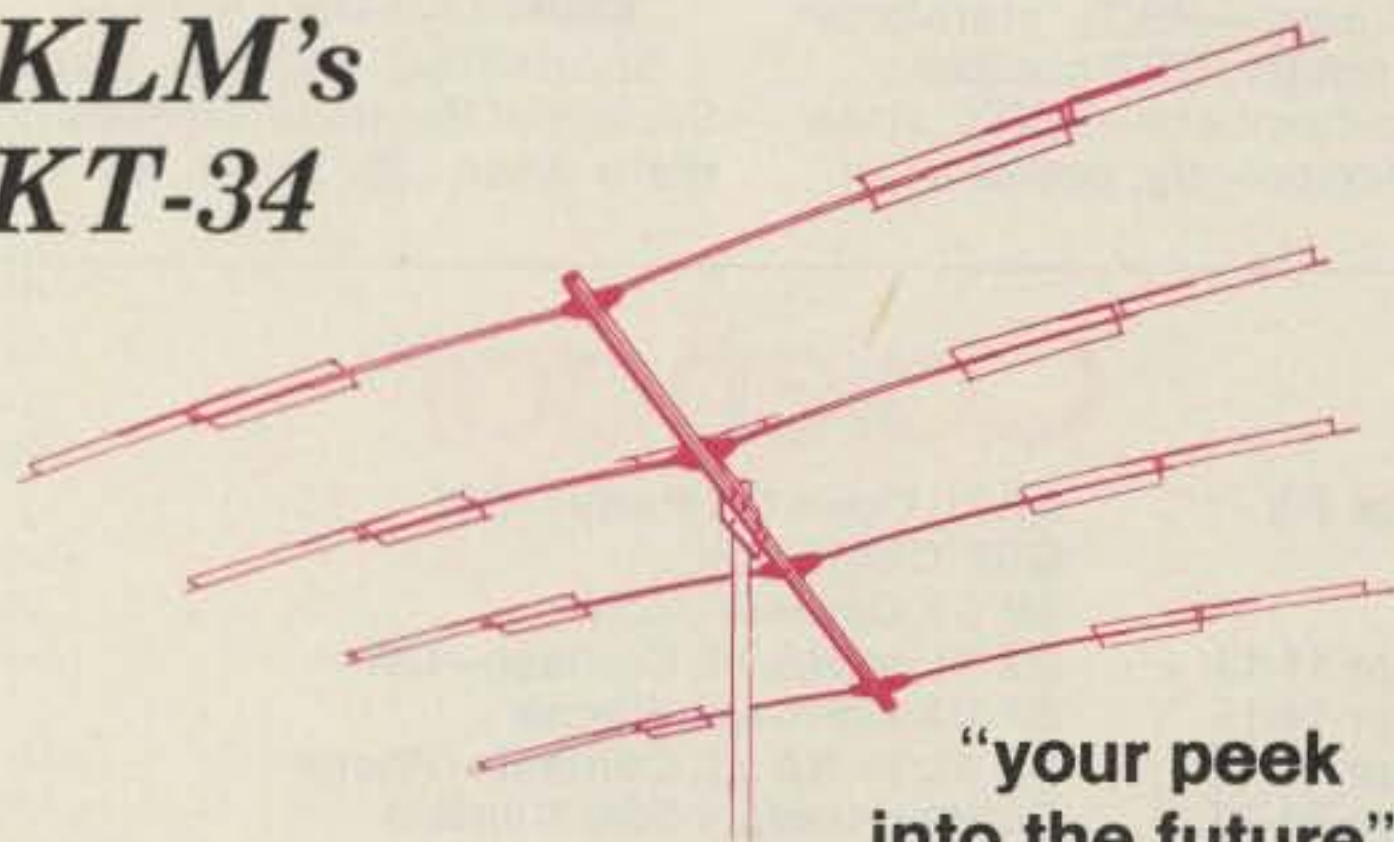


KLM's
144-148-13LB
"Long Boomer"

15.5 Dbd !


Our latest entry into super-gain VHF antennas, the 13 element "Long Boomer" has more honest KLM gain than our famous 2M-16. Balun included for \$69.95.

KLM's
KT-34



"your peek
into the future"

Our new Tribander: true broadband coverage, phone and CW on 20, 15, & 10 meters with no retuning. Handles 4KW with extraordinary efficiency \$349.95.



KLM's
Skip-Frequency Log 7.2/10-30-7

40, 20, 15, & 10 meters! Unparalleled performance on a *single* feedline. WARC-proof, unobsoletable. Balun included for \$679.95.

(10-30-7 owners: Conversion kits available)



KLM POWER AMPLIFIERS

Rugged and Reliable inside where it counts! Models for 2 meters, 220-225 MHz, and 420-450 MHz. Protected for overtemp, VSWR, reverse polarity. 1 year warranty.

KLM electronics, inc. ✓ K4
17025 LAUREL ROAD, MORGAN HILL, CALIFORNIA 95037



Contests

Robert Baker WB2GFE
15 Windsor Dr.
Atco NJ 08004

ANNUAL APRIL QRP QSO PARTY

Starts: 1600 GMT
Saturday, April 7
Ends: 2400 GMT
Sunday, April 8

The contest is open to all amateurs and is sponsored by the QRP Amateur Radio Club International, Inc.

Stations may be worked once per band for QSO and multiplier credits. Each member QSO counts 3 points, non-member QSOs, 2 points. Stations other than W/VE count as 4 points per QSO. Multipliers are as follows: more than 100 Watts input power—x1; 25 to 100 Watts—x1.5; 5 to 25 Watts—x2.0; 1 to 5 Watts—x3.0; less than 1 Watt power—x5.0.

Final score is QSO points times total number of states/provinces/countries per band times power multiplier.

EXCHANGE:

Members—RS(T), state/province/country, QRP number.

Non-members—RS(T), state/province/country, power input.

FREQUENCIES:

CW—1810, 3560, 7060, 14060, 21060, 28060, 50360.
SSB—1810, 3985, 7285, 14285, 21385, 28885, 50385.
Novice—3710, 7110, 21110, 28110.

All frequencies ± 5 kHz.

ENTRIES:

Send full log data, including full name, address, and bands used. Indicate equipment, antennas, and power used. Include a #10 SASE for results. Logs must be received by April 30, 1979, to qualify. Send logs to: E. V. Sandy Blaize W5TVW, 417 Ridgewood Drive, Metairie LA 70001.

Certificates will be awarded to the highest scoring station in each state/province/country, and other places depending on activity. One certificate for the station showing three "skip" contacts using the lowest power.

BERMUDA AMATEUR RADIO CONTEST

Starts: 0001 GMT April 21
Ends: 2400 GMT April 22

Sponsored by the Radio Society of Bermuda. Operate no more than 36 hours of the

48-hour contest period. Off periods to be clearly logged and each period to be of not less than 3 consecutive hours.

All stations shall be single operator only and must be operated from their own private residence or property. Each station may be worked only once per band regardless of mode. Use all bands 80 to 10 meters, but no crossband or crossmode contacts permitted.

EXCHANGES:

All stations exchange RS(T) and following: UK—county, US—state, VE—province, Bermuda—parish, West Germany—DOK #.

US and VE stations must exchange reports with UK, West German, and Bermuda stations only. UK and West German stations must exchange reports with US, VE, and Bermuda only.

SCORING:

Results

CANDLEWOOD AMATEUR RADIO ASSOCIATION 1978 CONNECTICUT QSO PARTY RESULTS

W1QI, the CARA club station, was operated by Steve WB1CVU, Skip W1PV, Dan W1QK, Louis WA1GSO, George WB2THN/1, and George WB1DIP. The group made 355 QSOs with 50 multipliers for a total score of 17750 points. They also worked all eight counties in Connecticut.

CONNECTICUT SCORES

County	Station	Pts.	Mult.	Score	Ctys.
Fairfield	WA1FCN*	387	63	24381	8
Hartford	WA1SQB**	561	71	39831	8
Litchfield	W1VH*	171	40	6840	8
Middlesex	W1JTD*	98	30	2940	8
New Haven	WA1UUA*	477	64	30528	8
Tolland	WB1EKI*	29	12	338	6
Windham	K1YRP*	165	34	5610	8

Novice

Hartford	WB1CRH/N*	20	11	220	0
----------	-----------	----	----	-----	---

OUT-OF-STATE SCORES

Section	Station	Pts.	Ctys.	Score
Arizona	WB7CPY*	14	3	42
E. Mass.	WA1LZS*	62	8	496
E. New York	WA2OTC**	94	8	752
E. Pennsylvania	N3AI*	81	8	648
Georgia	K4JSG*	90	8	720
Illinois	WA9FET*	46	8	368
Iowa	WB0TLE*	56	8	448
Kentucky	WA4OMH*	6	4	24
Louisiana	W5WG*	89	8	712
Maine	WA1ZAX*	42	8	336
Maryland	W3PYZ*	55	8	440
Michigan	W8WVU*	56	8	448
Mississippi	AF5V*	18	5	90
Nevada	AE7K	1	1	1
New Hampshire	K1ITS*	69	8	552
New Mexico	W5UBW*	15	4	60
New York, LI	W2RPZ*	46	8	368
North Carolina	WA4GLE*	22	5	110
North Dakota	WD0CCL*	16	5	80
N. Florida	W9WZV/4*	11	4	44
N. New Jersey	K2HLC*	52	8	416
N. Texas	N5UM*	51	8	408
Ohio	WB8YDN*	57	8	456
San. Bar.	W6OUL*	15	5	75
S. Dakota	W0CLS*	47	8	376
S. Florida	AA4MI*	42	7	294
S. New Jersey	W2UAP*	43	8	344
S. Texas	WA5OOB*	69	8	552
Virginia	N5BA/4*	37	8	296
Washington	WB7UXK*	25	7	175
W. New York	N2RT*	39	8	312
W. Pennsylvania	K3LVO*	14	5	70
Wisconsin	WB9PVI*	58	8	464

Canada

Ontario	VE3KK*	53	8	424
---------	--------	----	---	-----

DX

Japan	JE2MDE	1	1	1
-------	--------	---	---	---

*County or section winner

**Grand Connecticut or out-of-state winner

Calendar

Apr 7-8	ARRL Open CD Party—CW QRP QSO Party SP DX Contest—CW
Apr 11-12	DX YL to NA YL Contest—CW
Apr 14-15	SP DX Contest—Phone
Apr 18-19	DX YL to NA YL Contest—Phone
Apr 21-22	County Hunters SSB Contest Bermuda Contest ARRL EME Contest (Part 1) ARRL Open CD Party—Phone
Apr 28-29	PACC DX Contest Zero District QSO Party Helvetia 26 Contest YL ISSB QSO Party—Phone
May 5-6	NY State QSO Party
May 12	World Telecommunications Day Contest—Phone
May 12-13	Luckenbach DXpedition
May 19	World Telecommunications Day Contest—CW
May 19-20	ARRL EME Contest (Part 2) Michigan QSO Party Mass QSO Party
May 26-27	CQ Worldwide WPX—CW
June 9	DAFG Short Contest—SW
June 9-10	ARRL VHF QSO Party
June 10	DAFG Short Contest—VHF
June 23-24	ARRL Field Day
June 30-July 1	Seven-Land QSO Party
July 4	ARRL Straight Key Night
July 14-15	ARRL IARU Radiosport Competition
Aug 4-5	ARRL UHF Contest
Sept 8	DAFG Short Contest—VHF
Sept 8-9	ARRL VHF QSO Party
Sept 9	DAFG Short Contest—SW
Sept 15-16	Scandinavian Activity—CW
Sept 22-23	Scandinavian Activity—Phone



Call for the famous HAM·KEY.

JUST DIAL

1-800-325-3636

TOLL FREE

*TM Trade-Mark



Model HK-1

- Dual-lever squeeze paddle
- Use with HK-5A or any electronic keyer
- Heavy base with non-slip rubber feet

- Paddles reversible for wide- or close-finger spacing

\$29⁹⁵

CC-1 shielded cable w/plug for HK-1 **\$4.49**



Model HK-2

- Same as HK-1, less base for incorporation in own keyer

\$19⁹⁵




Model HK-3

- Deluxe straight key
- Heavy base...no need to attach to desk
- With navy type knob

\$16⁹⁵

Model HK-3A
• Same as above less base **\$9.95**

CC-3 shielded cable w/plug for HK-3 **\$3.95**



Model HK-4

- Combination of HK-1 and HK-3 on same base

\$44⁹⁵

CC-1/3 shielded cable w/plugs for HK-4 **\$7.95**



Model HK-5A Electronic Keyer

- New Cabinet Colored-Keyed to Match most modern radio equipment
- Iambic Circuit for squeeze keying

- Self-completing dots and dashes

- Curtis 8044 I.C. Keyer Chip

- Battery operated with provision for external power

- Built-in side-tone monitor

- Grid block or direct keying

\$69⁹⁵

- Speed, volume, tone and weight controls all mounted on front panel
- For use with external paddle, such as HK-1 or HK-4
- Can be used as Code practice oscillator with straight-key, such as HK-3

Add \$2.00 shipping & handling/unit (USA)


Same day shipment... H2

So order today direct or from your favorite dealer

HAM RADIO CENTER

8340-42 Olive Blvd • P.O. Box 28271 • St. Louis, MO 63132

MORE FEATURES FROM ALLIANCE!



HD-73 HEAVY-DUTY ROTATOR

with exclusive Dual-Speed Control!

For antennas up to 10.7 sq. ft. of wind load area. Mast support bracket design permits easy centering and offers a positive drive no-slip option. Automatic brake action cushions stops to reduce inertia stresses. Unique control unit features DUAL-SPEED rotation with one five-position switch. SPECIFICATIONS: Max. wind load bending moment—10,000 in.-lbs. (side-thrust overturning); Starting torque — 400 in.-lbs.; Hardened steel drive gears; Bearings — 100- $\frac{3}{8}$ " diameter (hardened); Meter — D'Arsonval, taut band (back-lighted). There's much, much more — so get the whole story!

Mail this coupon for complete details! A57

YES! Send me complete details on the HD-73!
 Give me the name of my nearest dealer!

NAME _____

ADDRESS _____

CITY _____

STATE _____

ZIP _____



The **ALLIANCE** Manufacturing Co., Inc., Alliance, Ohio 44601
A NORTH AMERICAN PHILIPS COMPANY

Maker of the famous Antenna Rotator... Alliance Tenna-Rotor®... "TV's Better Color Getter!"

© 1978 The Alliance Mfg. Co., Inc.

Each QSO = 5 points. Multiplier for all stations outside Bermuda is the total number of VP9s worked on each band. The same VP9 can be worked on all bands. For Bermuda stations, it is the total number of states, provinces, counties, and DOK #s worked on each band.

AWARDS:

Top scorer in each state,

province, county, and DOK area in West Germany shall receive a certificate. Trophy to top scorer in VE, US, UK, and West Germany. Round-trip air transportation plus accommodation will be provided to overseas winners to enable them to receive their awards.

ENTRIES:

All dates and times in GMT. All contestants to check for

duplicates and to compute their own scores. Sign a statement that all rules and regulations have been observed. Each page must be clearly marked with call, name, and address, and must be received by the contest

committee before June 30. Send entries to: PO Box 275, Hamilton 5, Bermuda.

Note: Please submit a log if you operate in the contest. This

Continued on page 28

Results

1978 DELAWARE QSO PARTY RESULTS

OUT-OF-STATE SCORES

*Denotes state winner

**Denotes high score for out-of-Delaware station

State	Station	Score	QSOs
Alabama	W4PVK*	400	33
Alaska	KL7IXZ*	60	4
Arizona	K9HRC/7*	330	11
California	N6PE*	1485	27
Colorado	N0FS*	455	13
Connecticut	W1VH*	700	20
Florida	K4YS*	1450	29
Idaho	WB7URE*	150	10
Illinois	W9QWM*	1550	31
Iowa	WB0UCP*	275	11
Louisiana	WB5UQW*	105	7
Maryland	W3PYZ*	1160	29
Massachusetts	W1JR*	1155	21
Minnesota	N0AJJ*	240	8
Missouri	K0BM*	1860	31
Montana	K7PGL*	175	9
New Hampshire	K1ITS*	2600	40
New Jersey	N2CW**	5000	50
New Mexico	W5UBW	200	8
New York	W2EY*	1035	23
North Carolina	W4OMW*	665	19
Ohio	WD8DKJ*	800	20
Oregon	AD7L*	2240	28
PA	WB3JGP*	420	12
Texas	W5NR*	600	15
South Dakota	K0JV*	630	14
South Carolina	K4BZD*	160	8
Virginia	W4ZRJ*	120	8
Washington	WB7QEL*	120	8
West Virginia	N8AMZ*	60	6
Quebec	VE2EDL*	140	7
Ontario	VE3DAP	3600	44

DELAWARE SCORES

*Denotes county winner

**Denotes high score for Delaware

New Castle	Score	QSOs
N3ND**	67650	504
K3SM	58081	410
W3HB	44499	339
K3HBP	21900	247
N3AHA	20043	200
W3HKS	1824	57
WB3GOI	702	39
(N3ND was multi-multi with K3SXA)		
All Counties—Mobile		
K3KX/M3	8200	123
(Drove from Pittsburgh, Pa., to be in test)		
Kent		
WB3DDS*	27604	408
N3AKC	11193	152
WA3QLS/3	11033	187
Sussex		
WB3IXC/3*	52096	456
WB3KYL/3	40442	449
K3JL	22743	203
WA3WIY	2016	43

Results

PUBLICATIONS CONTEST RESULTS

Results of the Amateur Radio News Service 1978 Publications Contest have just been released by judges Norm Monro K4FRY, Vivian Douglas WA2PUU, and Dan Dolan K4RN.

Submissions for this contest were divided by publisher and size into two groups. Group I consisted of club papers: I(a). less than 100 copies; I(b). 100-199 copies; I(c). 200-299 copies; I(d). 300-399 copies; I(e). 400 or more copies. Group II contained multi-club papers: II(a). less than 1000 copies; II(b). 1000 or more copies.

The club presidents of the winning entries will receive certificates to be presented to their groups. All editors will be receiving the judges' comments by personal letter. Congratulations to the following:

Group I:

I(a): First prize: *The Salami Merchant*, Silvercreek Amateur Radio Association, Doylestown OH 44203. Al D'Aurelio W8WKY, Editor.

Second prize: *Hamtrix*, West Allis Amateur Radio Club, Inc., Milwaukee WI 53211. David J. Knaus WA9POV, Editor.

Third prize: *Mid-Sussex Matters*, Mid-Sussex Amateur Radio Society, Burgess Hill, East Sussex, England. Alfred Lee G4DQS, Editor.

I(b): First prize: *QCC News*, Chicago Area Chapter, QCWA. Lee J. Knirko W9MOL, Editor.

Second prize: *66/06 Newlines*, Westchester Emergency Communications Association, North Tarrytown, New York 10591. Mervin Genzer WA2HSD, Editor.

Third prize: *The Call Letter*, Poway Amateur Radio Society, Poway CA 92064. Glen Peterson WB6BOD, Editor.

I(c): First prize: *QUA*, Warrington Area Repeater Association, Warrington PA 18976. Bruce Gilman WB3CFE, Editor.

Second prizes (ties): *The Orbit*, The Satellite Amateur Radio Club, Vandenberg Air Force Base CA 93437. John E. Douglass WA6EZZ, Editor. *FM News*, UK FM Group (London), London, England. Alan D. Gray G8LCO, Editor. *Ham Rag*: Rockford Amateur Radio Association, Rockford IL 61110. Darrell B. Crimmins WD9FVG, Editor.

Third prize: *Red Rose Repeater Association (Newsletter)*, Lancaster PA 17601. Martin Bloomberg WA3MHP, Editor.

I(d): First prize: *Carrier*, Mt. Diablo Amateur Radio Club, Inc., Pleasant Hill CA 94523. Harold S. Mumford W6CU, Editor.

Second prize: *Cheese-Bits*, Mt. Airy VHF Radio Club, Inc., Elkins Park PA 19117. Harry B. Stein W3CL, Editor.

Third prize: *QRZ*, Rocky Mountain Radio League, Golden CO 80401. Jim Labo K0QST, Editor.

I(e): First prize: *Amsat Newsletter*, Radio Amateur Satellite Corporation, Washington DC 20044. Joe Kasser G3ZCZ, Editor.

Second prize: *The Round Table*, The Denver Radio Club, Denver CO 80202. Robert N. Jensen W0WLN, Editor.

Third prize: *The Modulator*, Baltimore Radio Club, Inc., Baltimore MD 21203. Roland Slatkoff W3RUN, Editor.

Group II:

II(a): First prizes (ties): *Mobile News*, Amateur Radio Mobile Society, Purley, England CR2 1EZ. Norman A. S. K. Fitch G3FPK, Editor. *220 Notes*, edited by Julian N. Jablin W9IWI, Skokie IL 60076. Bus. Mgr. is Virginia L. Sterling WB9UFW, Morton Grove IL.

Second prize: *CORA Collector and Emitter*, Central Oklahoma Amateurs, Inc., Oklahoma City OK 75155. Joe K. Harding WA5ZNF, Editor.

II(b): First prize: *Repeater Journal*, Carolinas-Virginia Repeater Association, Durham NC 27705. Wayne Williams K4MOB, Editor.

Second prize: *The Hamateur*, Edited by Larry McCalvy WA9JMO, Milwaukee WI. Honorable Mention: *Radio-Hobbyist Newsletter*, American Radio Council, Garland TX 75040. Frederick W. Maia W5YI, Editor.

ARE YOU ON FREQUENCY?

BE ON FREQUENCY WITH DSI



MODEL 3600A .5PPM 17° - 37°C

\$199⁹⁵

- AUTO ZERO BLANKING
- AUTO DECIMAL POINT
- INCLUDES ANTENNA

**SAVE SHOP COSTS WHEN ADJUSTING XTALS
MEET YOUR QSO ON FREQUENCY EVERY TIME**

The 3600A and 3550W Frequency Counters represent a significant new advancement, utilizing the latest LSI Design . . . which reflects DSI's ongoing dedication to excellence in instrumentation, for the professional service technician and amateur radio operator. Before you buy a DSI instrument you know what the specifications are. We publish complete and meaningful specifications which state accuracy over temperature and sensitivity at frequencies you need. And we guarantee those specifications in writing.

MODEL 3550W TCXO

\$149⁹⁵

- INCLUDES INTERNAL BATTERY HOLDER
- SAME AS 3600A LESS OVEN
- SEE SPECIFICATIONS BELOW

MODEL 3700 .2PPM 0° - 40°C

\$269⁹⁵

- AUTO ZERO BLANKING
- AUTO DECIMAL POINT
- INCLUDES ANTENNA

**PORTABLE! TAKE IT TO THE MOUNTAINS OR
USE IT MOBILE — TAKE IT WITH YOU ON FIELD DAY**

ALL NEW! ALL UNPARALLELED DSI QUALITY! The model 3700 700MHz frequency counter features . . . **.2 PPM** 0° to 40°C proportional oven time base . . . Built in battery trickle charger less batteries . . . Combined in a rugged (.125" thick) aluminum cabinet makes the 3700 ideal for the communications industry, professional service technicians, and sophisticated amateur radio operators.

3600A OWNERS: Update your 3600A frequency counter to a 3700 includes . . . **.2 PPM** proportional oven, rugged .125" thick aluminum cabinet, order 3600-A - 3700. Unit must be returned to DSI factory for modification.

DSI — GUARANTEED SPECIFICATIONS — MADE IN USA

Model	Frequency Range	Accuracy Over Temperature	@ 146MHz	@ 220MHz	@ 450MHz	Number of Readouts	Size of Readouts	Power Requirements	Size
3700	50Hz - 700MHz	Proportional Oven .2 PPM 0° - 40°C	10MV	10MV	50MV	8	.5 Inch	115 VAC or 8.2 - 14.5VDC	3"H x 8"W x 6"D
3600A	50Hz - 600MHz	Oven .5 PPM 17° - 37°C	10MV	10MV	50MV	8	.5 Inch	115VAC or 8.2 - 14.5VDC	2½"H x 8"W x 5"D
3550W	50Hz - 550MHz	1 PPM 65° - 85°F	25MV	25MV	75MV	8	.5 Inch	115VAC or 8.2 - 14.5VDC	2½"H x 8"W x 5"D

— ALL UNITS ARE FACTORY ASSEMBLED, TESTED AND CARRY A FULL 1 YEAR WARRANTY —

- NO EXTRA COSTS •

FREE Shipping anywhere in U.S.A. and Canada.
All other countries, add 10%.

*Strongest warranty in the counter field.
Satisfaction Guaranteed.*

See Your Dealer or

Call Toll Free: (800) 854-2049
DSI INSTRUMENTS, INC.

California Residents, Call Collect: (714) 565-8402

VISA • MC • AMERICAN EXPRESS • CHECK • MONEY ORDER • COD

7914 RONSON ROAD, #G, SAN DIEGO, CA 92111

Model 3700 **\$269.95**

3600A - 3700 Factory Update (3600A Only)
Includes Labor & Re-Calibration **\$ 99.95**

Model 3600A **\$199.95**

Model 3550W **\$149.95**

Option 03 20-Hr. Rechargeable
Battery Pack **\$ 29.95**

DX

Chuck Stuart N5KC
5115 Menefee Drive
Dallas TX 75227

DX PROFILE


This month's DX Profile is on Bob Geary 5Z4NH of Thika, Kenya, East Africa. The following is a letter from Bob describing his background and his life in Kenya:

"I first became interested in amateur radio in 1946 when I helped Larry W8VPA carry his BC-610 up the stairs. I have not recovered either my sanity or my back since then. I was first licensed in 1957 as K2ZLE and


became interested in VHF as a member of the VHF Institute in New York City. I managed to work a VO1 from Brooklyn without the aid of a repeater, but I didn't realize that it was much of a feat until later.

"I arrived in Kenya in 1965 to take up the job of teaching chemistry in the Kenya schools. The courses here are the same as you would find in an American high school or junior college.

"Due to some very bad misinformation from a 'know-it-all' type who told me that I would not be able to get a license here



Bob Geary 5Z4NH.



Before and after pictures of the editor's brand new quad. This was the result of the worst ice storm to hit Dallas in 30 years. The moral to this story is "Build it strong," even if you live in the sun belt. (Photos courtesy K5YUV)

in Kenya, I was off the air until 1972. Upon learning the true facts, I was readily and graciously issued a license by the Kenya authorities. It is interesting to note that an American can easily obtain operating permission here in Kenya, but that the reverse does not hold true for someone from Kenya trying to obtain operating permission in the US.

"The people of Kenya come from a civilization and culture which is several centuries old. They are very gracious and kind to outsiders. In all my years here in Kenya, I have met only one Kenyan who was not a desirable person. The weather here is more pleasant than that of either Florida or southern California. In the highlands, the temperature ranges from 65° F in the evening up to about 85° F during the day. The rains, which come in two seasons, are heavy at times, but are warm and without strong winds. The sun shines better than nine hours a day during the dry seasons, and it is easy to develop a nice tan in only a short time. The coastal area is a bit warmer, but it is some 5,000 feet lower in altitude.

"The numerous recreation opportunities include golfing, boating, mountain climbing, camping, and, of course, the popular photo-safaris. Kenya is not only a great place to visit, but a perfect place to live as well. About the only inconvenience is having to wait until the giraffes pass before I can get to the school building some mornings. Being mute, the giraffe has few outlets for his anger; since they can kill a lion with one kick, I allow them plenty of clearance.

"Being in almost the center of the world's land masses, Kenya is a perfect amateur radio QTH. California, New Zealand, Chile, Japan, Alaska, and Antarctica are all almost equidistant from Nairobi. The elevation of 5,000 to 7,000 feet gives a perfect 360-degree

downhill shot to the entire world. The low winds and easy availability of free bamboo make Kenya perfect for quad antennas. I have made better than 13,000 contacts in 250 countries without any special DX effort.

"Kenya 'Field Day' activities are functional, in that we supply communications for the annual East Africa Safari Race. The Radio Society of Kenya sets up a control station in Nairobi and dispatches members to some rather distant locations to set up and operate under horrible conditions. One year I drove 42 miles on a muddy road, set up the rig and contacted the control station, only to be informed that the race had been rerouted due to floods. I then repacked the gear and drove back to Nairobi, checked in, and was dispatched to another location, fortunately on the tarmac, but still wet and rainy. The volunteer stations are the only means of communication between the race organizers and the cars out on the course.

"Unlike field days in other areas of the world, you do not get to select your site. You are given a map reference and must hunt for your spot—and then try to get up some type of wire antenna for 40 and 80. Due to distances and conditions, verticals will not provide good results. A dipole is required for any degree of reliability.

"Usually, you do not get much chance to see any of the race activity because the cars come out of the bush, skid around a curve, slide to a stop, check in, and then roar off back around another curve into the bush again. Then there is the problem of crowd control. Little kids press around wanting to see what you are doing and are constantly in the way. Fortunately, the police, with a little judicious application of a switch from a nearby bush, usually can control the situation. The real kicker is when someone hears your call and



DRAKE ACCESSORIES

add a new dimension to your present gear...

Drake WH-7
Directional
RF
Wattmeter



Model 1514 Drake WH-7

- 1.8-30 MHz coverage • Through-line, versatile, lab accuracy, low cost • Removable coupler for remote metering • Includes four calibrated scales: three for rf power from QRP to high power (0-20, 0-200 and 0-2000 W full scale) and one for direct reading VSWR • Line impedance: 50 ohm resistive • Power: 2000 W continuous • Accuracy: \pm (5% of reading + 1% of full scale) • Size: 5.3"H x 6.9"W x 7.5"D (13.5 x 17.5 x 19 cm) • Wt: 3 lbs (1.4 kg)

\$89.00

Drake 7077
Dynamic
Desk
Microphone




Drake 7077

- Audio and level characteristics custom designed to match the transmit audio requirements of the Drake TR-7 • Features both VOX and PTT operation without modification • High Impedance • Includes coil cord and plug wired for direct installation to the Drake TR-7 • Style and color provide a beautiful match to the Drake 7-Line • Size 4.3"W x 5.8"D x 9.3"H (10.9 x 14.7 x 23.6 cm). Wt. 1lb, 7 oz. (650 g).

\$45.00


Drake "Dry" Dummy Loads



Drake
DL-1000

no oil
required

Drake
DL-300



Model 1551 Drake DL-1000

- 1000 watts for 30 seconds, with derating curve to 5 minutes. Designed to accept Drake FA-7 cooling fan for extended high power operation • VSWR of 1.5:1 max. 0-30 MHz • Provided with SO-239 coax connector, and rubber feet for desk or bench use • Size 14 x 3.6" (35.6 x 9.1 cm). Wt. 2 lbs (910 g)

\$39.95

Model 1550 Drake DL-300

- 300 watts for 30 seconds, with derating curve to 5 minutes • Built-in PL-259 coax connector for direct connection to rear of transceiver or transmitter-no jumper coax necessary • VSWR of 1.1:1 max. 0-30 MHz 1.5 max. 30-160 MHz • Ideal as bench test device for amateur or commercial hf and vhf gear. • Small size fits conveniently in any field service tool box. 6.7 x 2.08" (17.0 x 5.3 cm). Wt. 11 oz (310 g)

\$19.95

Prices and specifications subject to change without notice or obligation.

✓ D11

For a FREE Drake Full Line Catalog contact your favorite Drake Dealer.

R. L. DRAKE COMPANY



540 Richard St., Miamisburg, Ohio 45342
Phone: (513) 866-2421 • Telex: 288-017

tries to get a DX contact when you are having a rough time just hearing the control station.

"In normal times, I enjoy giving DX contacts, especially to the JA boys. They are good operators and are very good in standing by when you are working someone. If you express any note of complaint about a station, there will be a burst of Japanese on the frequency and the trouble immediately disappears for good. I can't understand the words but the meaning is clear.

"Stateside operators are usually well mannered in pile-ups, but there are a few who never seem to get the word. Fortunately, they are few in number and it is simple to make a list of their calls and ignore them. Another method is to give them a report to get rid of them and then forget to log their calls. I have worked one station five times in this manner and he still doesn't understand (until now) why he's never in the log.

"The great benefit of amateur radio is the really nice people I have met, especially on the Afrikaner and Clinker nets. I've made numerous contacts with these fellows over the past seven years and enjoyed every minute. To make a list of the guys who have offered to give any help needed would require several pages of fine print. I once asked for a copy of FCC Form 610 and received a copy from five different guys. These responses make life enjoyable.

"I would like to see an award given for the best QSL manager and I would like to nominate my manager, W2PPG, for the first one. I don't understand why



Gary (Grenfell) Morgan HS1ALT (ex-VE3JKD) can be heard almost daily on 20m. The QTH is Bangkok, Thailand—the only country operating from zone 26. On Thursdays and Saturdays, from 1414 to 1430 GMT, the Canadians Overseas Net is in progress, with HS1ALT, VS6CZ, and 5H3BP doing the guidance. Join this net, and you can fill your log with such prefixes as 7P8, DU4, YB0, P29, G3, CN8, EL1, and VK, most of whom are Canadians abroad.

these guys volunteer their services, but from the DX station's point of view it is greatly appreciated. I am a lot more likely to stay in and give a report to everyone who is calling when I know I won't have to miss a week of operating time filling out QSL cards. These guys are the unsung heroes of DXing.

"Well, that about covers everything from over here in

Kenya. My best 73 to everyone, and if anyone needs Kenya, look for 5Z4NH any day between 21.300 and 21.355 MHz."

DX NOTEBOOK

Isle of Man GD/GT

DF7FH reports a planned DXpedition to the Isle of Man in July, 1979, to celebrate the 1,000th anniversary of the Isle of Man's parliament. During the

first week of July, every station will be allowed to use the special GT prefix. They plan to operate from July 1st to July 15th on all SSB/CW bands. Operators include DF7FH, DK5FJ, DC1FP, DJ3BG, and YLs DF9ZG and DF9ZH. QSLs go to the individual operators.

Aves Island YV0AA

The Venezuela Amateur Radio Club is planning a DXpedition from April 7th to the 14th. Intended CW/SSB frequencies are 3525/3775, 7025/7085, 14025/14195, 21025/21295, 28025/28495-595. These are transmitting frequencies; listening frequencies have yet to be announced.

Heard Island VK0

Several of the VK/ZL DXers have been gazing fondly toward Heard Island, and indications are that something may firm up before the year is out. Word has been passed that landing permission has been granted, transportation is on line, and even the callsign, VK0HI, has been issued. The last Heard Island activity was VK0HM back in the dark ages of 1970.

Christmas Island VR3AH

The following letter from WB4PRU gives some information and operating habits for those needing VR3AH:

"I am the QSL manager for VR3AH. I would like to pass along some sked times and



DXpedition QTH on the Isle of Man for the June/July operation by DF7FH, DK5FJ, DF9ZG, DF9ZH, DC1FP, and DJ3BG.

Continued on page 30

Free. Touch Tone[®] Microphone or Remoting Kit CK28 with ICOM IC-280 Purchase!



 TOGETHER

ICOM has the small space solution to a lot of mounting problems...

Mount your new IC-280 either way: snapped together... or snapped apart to fit into a small space. Compact head section measures only 2-1/4" high x 7" wide x 3-3/8" deep.



 APART

The New

Remot- able

 **ICOM**
IC-280.


TO ORDER
or

Quotes On Your Amateur Needs

call

800-421-2258

(TOLL FREE — OUT OF CALIFORNIA)



C&A Electronic Enterprises

Distributors of Commercial and Amateur Radio Equipment

22010 S. Wilmington Ave., Suite 105

Carson, CA 90745

(213) 834-5868 (California residents)

SCR 1000

The Repeater of Your Dreams!

Available With Optional Features
You've Only Dreamed About!

Like -

2 Mtr. & 220 MHz
(450 MHz Soon!)

- Full Autopatch, with or without reverse patch, and "Landline" or Radio Remote Control of the Repeater.
- Radio and/or Landline TouchTone™ Remote Control of such repeater functions as HI/LO Power; Patch Inhibit/Reset; Switch ID Tracks; Repeater ON/OFF; PL ON/OFF, etc.
- 65 Wt. Transmitter!
- "PL"-CTCSS; HI/LO Pwr.; Multi-Freq.
- Up to 4 different IDs; Automatic switching to "Emergency Power ID" when on battery pwr.
- Ultra-sharp 10 Pole Xtal Filter; Xmtr. Xtal oven—for the "ultimate" in stability.
- Timeout—Timer Reset Tone Annunciator
- And many other "custom-designed" options per your request—such as auxiliary receivers, radio links, custom Logic, etc. Please Inquire.

Shown In Optional Cabinet



Along with a complete line of Repeater System Accessories . . . such as: The Finest Duplexers, Cavities, Cabinets from 7" to 7', Antennas, "Hardline," Cables, etc.

The SCR1000—simply the finest repeater available on the market—absolutely TOP QUALITY throughout . . . and often compared to (lesser featured) units selling for 2-3 times the price! This is a 30 Wt. unit, with a very sensitive & selective receiver. Included is a built-in AC Supply, NEW Expanded Memory CW IDer, full metering and lighted status indicators/control push-buttons, crystals, local mic, etc.

Join the thousands of very pleased Spec Comm customers world-wide who are using our gear—knowledgeable Amateur Radio groups, Commercial 2X Radio users, Military & Governmental Agencies, Red Cross, Universities, etc.

So, make your dream a reality . . . Call or write Spec Comm today, give us all of your repeater system requirements—whether modest . . . or "Super Deluxe," and let us send you a quote.

The Spec Comm Repeater System . . . a sound, long-term investment—for those who demand the finest! Available only by direct factory order, or authorized Foreign Sales Reps. Get your order in A.S.A.P.!

180 Day Warranty

TM—Registered Trademark of AT&T

Call or write today and get the details!



SPECTRUM

Export Orders — Contact our International Dept.

1055 W. Germantown Pk., Dept. S1

NOW Fully "Commercial"

We are proud to announce that the SCR1000 is now "FCC Type Accepted" for Commercial Service under Parts 21, 89, 91, and 93!

SCR1000 Specifications

RF Output... 30 Watts typ.
Infinite VSWR proof
Sensitivity... 0.3uV/20dB Qt.
Selectivity-6dB @ ±6.5 kHz;
-75dB @ ±15 kHz;
-100dB @ ±30 kHz.
Includes 8 Pole Xtal Fitr.
Sharper 10 Pole Fitr.
Available.)

FEATURES

- Full Metering of critical levels.
- Front Panel Controls for timers & AF levels.

- Lighted push-buttons for control/test functions & status indicators.
- State of the Art CMOS control logic & timers—No Relay problems!

- Exclusive Spec Comm MOSFET/Hot Carrier Diode rcvr. front end—reduces 'dense' & IM problems!
- Built-in AC Supply w/instant btry. switchover for emergency pwr. (+Trickle Chgr.).

- Supplied with ±.0005% International precision Xtals, local mic., & FL-6 Pre-selector.
- Built-in CW IDer—Low current draw, 250 bit PROM Memory! Adjustable speed, pitch, time, etc.
- Jacks Provided for Remote Control, Auto-Patch, DC out, AF in/out, COR Switch, etc.
- True FM—For Rpt. Audio so good, "It sounds like direct!"

Mobile/Portable/Base Transceivers also available!

5-25 Wt.; 2, 6, & 12 Chan.; 2M & 220 MHz.




Write or call for further info.

SPEC COMM REPEATER BOARDS, SUB-ASSEMBLIES & ACCESSORIES

These are Professional "Commercial Grade" Units—Designed for Extreme Environments (−30 to +60° C). All equipment assembled & tested. For 2M & 220 MHz.

SCR100 BOARD




NEW REVISED VERSION

SCR100 Receiver Board

- Wide dynamic range! Reduces overload, 'desense', and IM.
 - Sens. 0.3 uV/20 dB Qt. typ.
 - Sel. -6dB @ ± 6.5 KHz, -90dB @ ±30KHz, (-110dB w/opt. 8 Pole Fitr.) 10 Pole Fitr. Avail.
 - 'S Meter' Output.
- Exc. audio quality! Fast squelch! \$125.00 w/xtal. 8 Pole Fitr. (Highly recommended.) \$15.00

SCR100 Receiver Assembly

- SCR100 mounted in shielded housing
- Same as used on SCR1000
- Completely asmbld. w/F.T. caps, S0239 conn., AF GAIN POT, etc. \$195.00



SCAP Autopatch Board

- Provides all basic autopatch functions
- See our Dec. 73 Ad for details. \$225.00

RPCM Board

- Used w/SCAP board to provide "Reverse Patch" and land-line control of rpt.
- Includes land line "answering" circuitry. \$79.95

WP641 Duplexer

- Superior Band Pass/Band Reject design
- Provides great rejection of "out-of-band" signals
- Extremely easy to adjust
- -93 dB typ. isolation. \$520.00 (fully ckd. out w/SCR1000).



RX ASSY.

TX ASSY.

FL-6 Rcvr. Front-End Preselector

- 6 Hi Q Resonators with FET preamp.
- Provides tremendous rejection of "out-of-band" signals w/out the usual loss! Can often be used instead of large, expensive cavity filters.
- Extremely helpful at sites with many nearby VHF transmitters
- Gain: apx. 10 dB
- Selectivity: -20 dB @ ±2.0 MHz; -60 dB @ ±6 MHz (typ.). \$85.00



FL-6

TRA-1 Timer Reset Annunciator Board

- Puts out a tone "beep" on rpt. xmtr. apx. 1 sec. after rcvd. signal drops — thus allowing time for breakers
- Resets rpt. time-out timer when tone is emitted
- Adjustable time delay and tone duration
- For use with CTC100 and ID100/250
- \$20.95 (Add \$18.00 for inst. & ck. out in SCR1000)

CTC100 COR/Timer/Control Board

- Complete COR circuitry
- Carrier 'Hang' & T.O. Timers
- Remote xmtr. Inhibit/Reset control
- Provision for panel control switches & lamps
- 100% Solid State CMOS logic
- Many other features \$35.00

ID250 CW ID & Audio Mixer Board

- Adjustable ID tone, speed, level, timing cycle
- 4 Input AF Mixer & Local Mic amp.
- COR input & xmtr. hold circuits.
- CMOS logic; PROM memory—250 bits/chan.
- Up to 4 different ID channels!
- Many other features. Programmed \$65.00 (1 chan.) Add'l Chan. \$6.00 ea.
- Local MIC: \$18.95

SCT 110 BOARD




SCT110 Xmtr/Exciter Board

- 7 or 10 Wts. Output. 100% Duty Cycle!
- Infinite VSWR proof
- True FM for exc. audio quality
- New Design — specifically for continuous rpt. service
- Very low in "white noise"
- Spurious -70 dB
- With .0005% xtal. \$135.00
- BA-10 30 Wt. Amp board & Heat Sink. 3 sec. LPF & rel. pwr. sensor. \$51.95

SCT110 Transmitter Assembly

- SCT110 mounted in shielded housing
- Same as used on SCR1000
- Completely asmbld. w/F.T. caps, S0239 conn.
- 7 or 10 Wt. unit \$199.95. Add \$68.00 for 30 Wt. unit



TTC100 TOUCHTONE CONTROL BOARD

Control Board TTC100 Touchtone

- 3 digit ON, 3 digit OFF control of a single repeater function. Or, 2 functions ON (2 digits each) with 1 digit (each) OFF.
- Can be used to pull in a relay, trigger logic, etc.
- Typically used for Rptr. ON/OFF, HI/LO Pwr., P.L. ON/OFF, Patch Inhibit/Reset, etc.
- Stable, anti-falsing design. 5s. Limit on access.
- \$85.00 (\$125.00 inst. & ckd. out in SCR1000.)
- For Add'l Function(s)—Add a "Partial TTC" Board. \$42.00

Send for Data Sheets!

(Ship./Handl.—\$3.75 PA residents add 6% tax)

COMMUNICATIONS

Norristown, PA 19401 • (215) 631-1710

RTTY Loop

Marc I. Leavey, M.D. WA3AJR
4006 Winlee Road
Randallstown MD 21133

Over the last several months, we have been investigating the components of a solid-state RTTY "stunt box," in hopes of putting together some kind of test equipment to send "THE QUICK BROWN FOX JUMPS OVER THE LAZY DOG." Along the way, it has occurred to me that even a simple identifier would be nice, like a "DE WA3AJR" or something. Hopefully, by the end of this month's column, we will be able to put something concrete together.

To date, we have covered interfacing to a loop (January, 1979), matrix encoding (February, 1979), and the UART with its associated circuits (March, 1979). If you are not familiar with these concepts, I suggest you check back to the indicated issues of 73. If all is OK, plow on!

Let's start with the matrix. Assume space for encoding fifteen characters, with a switch to select which character is to be sent. You would have something like Fig. 1. Now, besides being expensive, fifteen-position switches are hard to turn using TTL voltage levels. So what we will use is the elec-

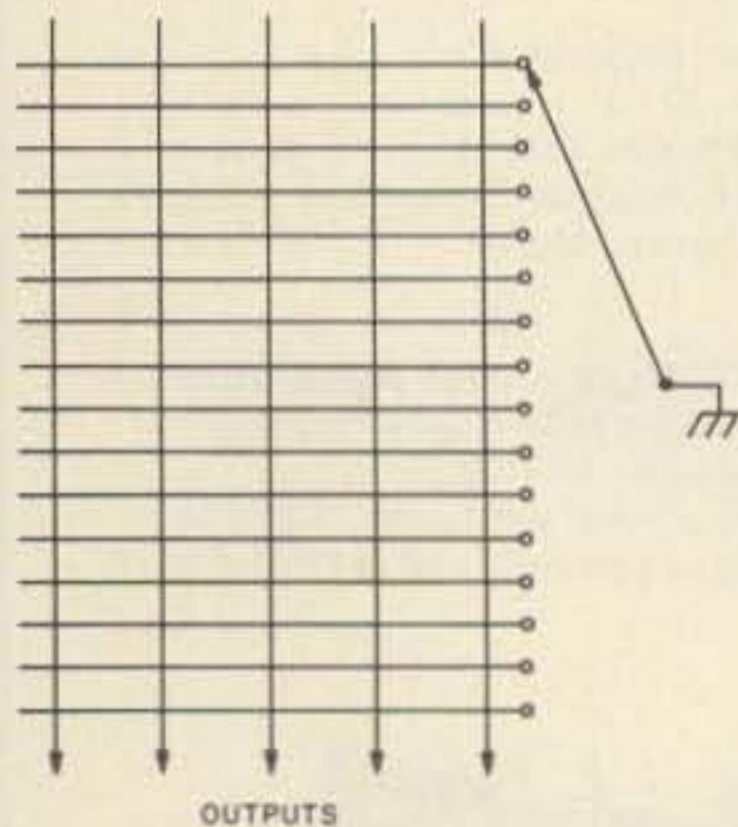


Fig. 1. Mechanical matrix selection.

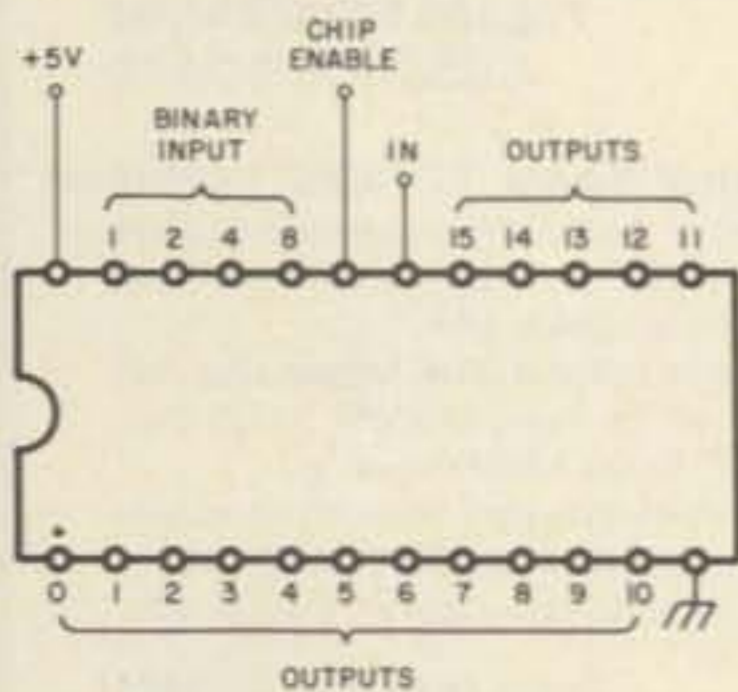


Fig. 2. 74154 data distributor pinout.

tronic version of a fifteen-position switch, a 74154 data distributor, shown in Fig. 2. By grounding both the enable and data input lines, the output selected in binary will go low. Now all we need do is provide the binary code to the input and watch the data select. By the way, before you get all huffy, I know that there are really sixteen outputs from this chip, but we will need the last one later. The binary code input can be provided by a binary counter chip, such as the 7493. The beginnings of a system can be seen in Fig. 4, where the counter sequences the data distributor, which subsequently selects the matrix element.

"OK, smarty," I hear you say, "where do we get the pulse to trigger the counter?" From the UART, naturally! Reviewing the inputs and outputs of the UART, one finds a pulse on pin 22 which goes high when it's all right to load a new character. Sounds useful, no? Just as useful, we shall see, is a signal output which signifies completion of transmission of the current character.

Enough of the preliminaries. Let's throw in some more gates to control all this logic and come up with something like the suggested circuit in Fig. 5. It's not too hard to dissect this rather formidable circuit if you start at one side and proceed through it, gate by gate. On the right we have a push-button, used to start things off, which is suitably debounced and conditioned into the negative pulse

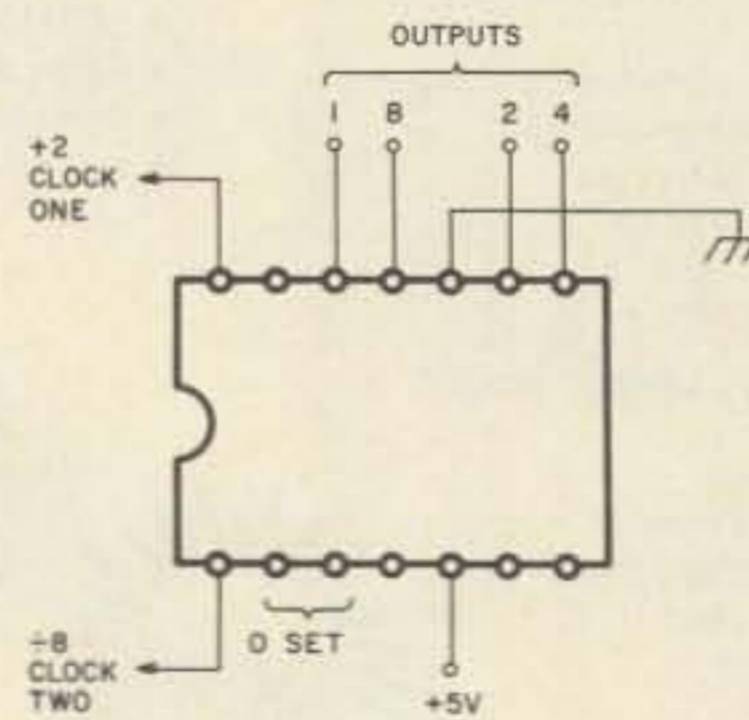


Fig. 3. 7493 binary counter pinout.

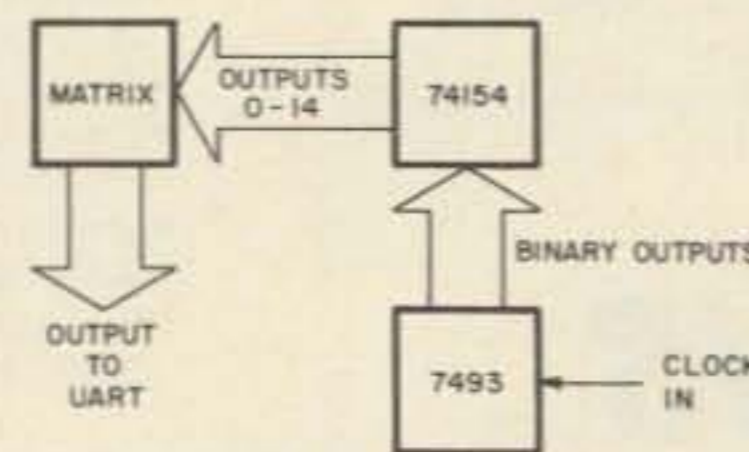


Fig. 4. Data selection basics.

needed to start the UART off. This pulse is passed through two gates on the way to the UART: an OR gate which will accept either the push-button or UART signal to trigger the UART, and an AND gate, used to turn the whole thing off at completion of the message. As soon as the UART starts sending the character presented by the matrix, an "OK TO LOAD" signal appears on pin 22. This is sent to the counter, advancing one count, and presenting the next character to the UART. When transmission of the current character is completed, an "OK TO SEND" pulse appears on pin 24 and is used to trigger the UART to send the next character. When the last character in the matrix is sent, the next advancement of the counter selects the sixteenth line (I told you I would get around to it!) and grounds it. By using that line as one input of an AND gate and the "send" signal as the other, one can block the "send" by providing a logic "0" to the other input of the AND

gate. That is, with a logic "1", as will be provided when the last character is *not* selected, the output of the AND gate will follow the input. A logic "0" on one input of an AND gate inhibits *any* output from the gate. Fig. 6 demonstrates this for the disbelievers in the crowd.

If one wished to send just a test, say "RYRYRYRY . . .," quite a bit of simplification could be envisioned. Only two rows of a matrix would be needed, and a simple flip-flop could select the row in use. Further, a "start" and "stop" control could be integrated with one more bounceless push-button. Fig. 7 offers some suggestions along that line.

Expanding the data to more than fifteen characters is also possible, but is a bit more complicated. Fig. 8 is one possible solution. Here we have used an additional 74154 as a true data distributor which selects which bank of matrices gets selected. For now, this shall remain food for thought.

Are you all ready for the

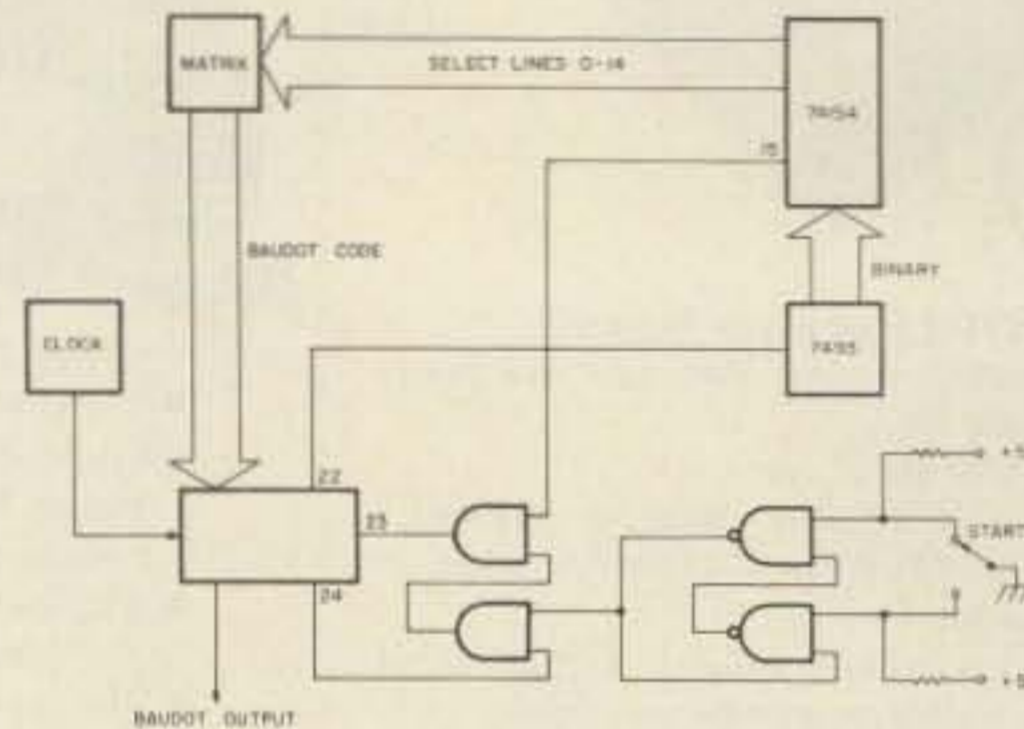


Fig. 5. Basic "stunt box."

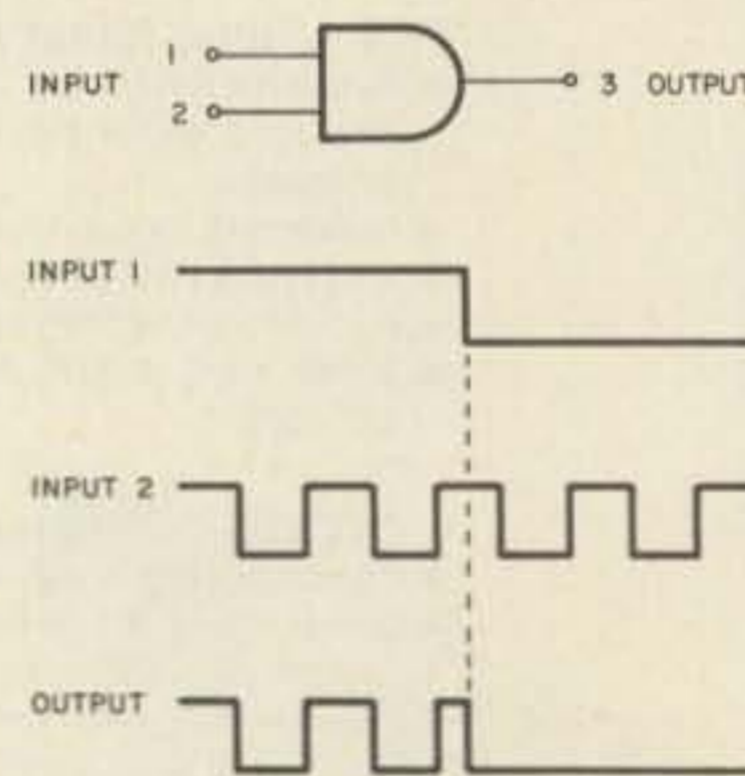


Fig. 6. AND gating.

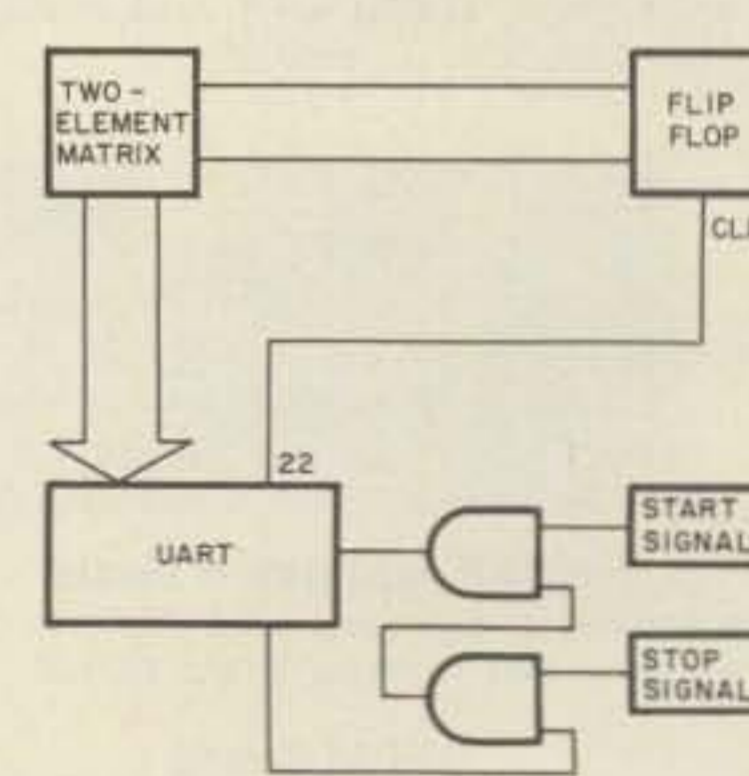


Fig. 7. 2-element generator.

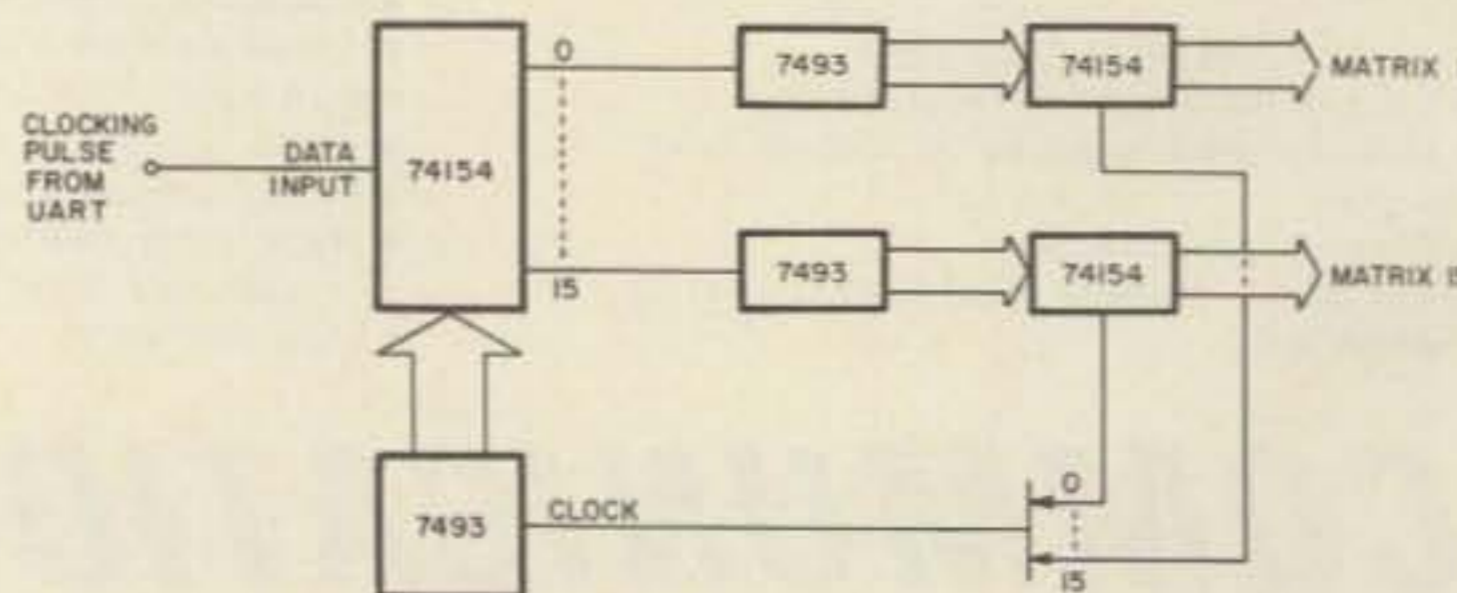


Fig. 8. Banking matrix using a 74154.

FROM THE COMPANY WITH A LONG LINE OF RTTY FIRSTS

RVD-1002
1st RTTY
Video Generator



1971

1972



DKB2010
1st RTTY & MORSE
Keyboard

1973

RVD-1005
Improved RTTY
Video Generator



1974



ST6000
High-performance
RTTY Demodulator

1975

DS3000 KSR Version 2
1st Microprocessor
Controlled Amateur Equipment
with Editing for Baudot & ASCII



1976

1977



DS3000 KSR Version 3
1st 3-mode Amateur Send-Receive Terminal
for Baudot, ASCII, and MORSE

1978

1979



ST5000
Low-cost, Big-performance
RTTY Demodulator

AND NOW ... DS3100 ASR

The FIRST Automatic Send-Receive Electronic Terminal for Baudot, ASCII, and MORSE

- Type and edit your message **while** receiving
- 200 line storage
- Non-volatile and programmable HERE-IS
- Internal real-time clock
- WRU answer-back
- 24 line screen
- RTTY and CW ID
- Upper and lower case ASCII



\$1995.00
Call or write
for complete
new catalog



HAL COMMUNICATIONS CORP.
Box 365
Urbana, Illinois 61801
217-367-7373

In Europe contact:
Richter & Co.; Hannover
I.E.C. Interelco; Bissone

record? The single item to draw the most response which I have ever mentioned in the two years of this column was the question as to the whereabouts of the *Green Keys* and *RTTY Journal*. While no one seems to know what happened to the *Green Keys*, oh, boy, do you all know about the *RTTY Journal*. I received numerous notices that it is *not* dead, although the exact state of its health was questioned by many readers. If you're interested, you might drop a line to: *RTTY Journal*, PO Box RY, Cardiff-by-the-Sea CA 92007. Subscriptions are currently \$5.00 per year for the US, and \$6.50 per year for Canada

and Mexico. Foreign rates are also available.

Many thanks to the many hams who sent along information about *RTTY Journal*, including Larry Filby K1LPS, Mark Wilson W0ZSU, Howard Markwell W0MT, and John Langtry, who did not give his call but hails from Ontario. John also related that there is a Canadian RTTY magazine out, published by Gwen Burnett VE3AYL. Called *RTTY News*, the magazine is a monthly. Information is available from Gwen at: 85 Fifeshire Road, Willowdale, Ontario, Canada M2L 2G9. Mention RTTY Loop when you write her, okay?

To the many readers who have written in questions and requested personal answers: By the time this is published, I should be essentially caught up. That means that if you have written me and enclosed a self-addressed stamped envelope prior to one month ago, you should have received a reply. I discovered my two wonderful kids going through Daddy's desk and "sorting mail." I don't think I've lost anything, but if you have not received a reply, it is possible.

That SASE bit is not just for me, by the way, but is common courtesy whenever you write any author whose work you en-

joy and from whom you desire a personal answer. That should go for not only articles you read here, but even those in (shudder) other magazines.

Next month, we will get to some of those burning questions sent in by the readership as we complete our second year of RTTY Loop. When we pick it up again, in June, we will add the second half of the program covered last year, sending RTTY with a microcomputer. Again, while the program will be written for one specific microprocessor, I hope to present it well enough so that it may be adapted to other popular systems.

Microcomputer Interfacing

David G. Larsen
Peter R. Rony
Jonathan A. Titus
Christopher A. Titus

DATA ACQUISITION

The software in the previous column provided an example of a program used to acquire a single analog point in digital form. We are generally interested in applications in which a series of points are to be acquired, stored, displayed, and perhaps manipulated. This month's column will explore the use of microcomputers for data acquisition.

In our discussion of microcomputer-assisted data acquisition, we shall assume that the analog-to-digital converter (ADC) is interfaced as shown in the previous column. The software, which is repeated in Table 1, is also assumed to be the same. The digital value of the analog voltage is returned in the B and C registers (register pair B).

In most data acquisition programs, a fixed number of points are to be acquired over a fixed period of time. In our example, 100 points will be taken, one every second. The 100 data points will be stored in

read/write memory so that they may be used later. In writing data acquisition software, we are now faced with three tasks which must be performed in addition to the actual ADC task: 1) provide a software counter to count 100 points; 2) provide a one-second timer; and 3) provide software to store the data values.

The software necessary to count the 100 acquired points will actually count 100 passes through the data acquisition software. A general-purpose register within the 8080 chip is well suited for this; conditional jump instructions may be used to detect when the count is decremented to zero. The counter may be either incremented or decremented, but decrementing is probably easiest to use if you are just starting to program microcomputers. Storing the data in memory is not difficult. Once the converter value is stored in a register pair, the H and L registers (register pair H) may be used as memory pointers to point to a R/W memory location. Note that a complete 16-bit address must be specified for the MOV M,r instructions. Since the data is acquired from a 10-bit ADC, two

successive memory locations must be used to store each point. The INXH instruction (increment register pair H) provides an easy means of pointing to the next successive memory location. We will store the data by placing the eight least significant bits in location n and the two most significant bits in location n + 1.

The one-second timer may present some problems, depending upon the type of system which will be used. It is relatively easy to write a one-second software delay program using a series of register-decrementing loops, nested one within the other. However, this means that to accurately

time a one-second period, the computer must be doing nothing else. In a system which is dedicated to data acquisition for the 100-second period, such a procedure is valid. If interrupts occur or if the computer cannot be allowed to "do nothing" most of the time, an alternate solution is needed. One possibility is to use an external clock, often called a *real-time clock*. Real-time clocks are unaffected by computer execution times, interrupts, slow I/O devices, etc. Once started, they will continue to run at an accurate rate until they have timed the particular period of interest and sent an in-

Continued on page 155

```

*100 000
100 000 365  ADC,  PUSHPSW /SAVE REGISTER A & FLAGS
100 001 323  OUT    /STROBE THE ADC TO START A CONVERSION
100 002 037  037
100 003 333  TEST,  IN    /INPUT STATUS BIT AND 2 MSB'S
100 004 066  066
100 005 306  ADI    /ADD 1 TO THE FLAG BIT
100 006 200  200  /TO CAUSE A CARRY IF IT IS SET
100 007 322  JNC   /NO OVERFLOW, CHECK IT AGAIN
100 010 003  TEST
100 011 100  0
100 012 107  MOVBA  /OVERFLOW, FLAG=1, SO SAVE MSB'S
100 013 333  IN    /INPUT THE 8 LSB'S
100 014 065  065
100 015 117  MOVCA  /STORE THEM IN REGISTER C
100 016 361  POPPSW /RESTORE REGISTER A & FLAGS
100 017 311  RET    RETURN TO MAIN PROGRAM

```

Table 1. Typical ADC input routine for a 10-bit analog-to-digital converter.

```

*070 000
070 000 061  START, LXISP /LOAD THE STACK POINTER
070 001 377  377
070 002 070  070
070 003 041  LXIH  /LOAD THE DATA STORAGE STARTING
070 004 000  000  /ADDRESS IN REGISTERS H & L
070 005 072  072
070 006 315  CONVRT, CALL /CALL THE ADC SOFTWARE
070 007 000  ADC   /SHOWN IN TABLE 1
070 010 100  0
070 011 161  MOVMC  /STORE THE 8 LSB'S TO MEMORY
070 012 043  INXH  /INCREMENT THE MEMORY POINTER
070 013 160  MOVMB  /STORE THE 2 MSB'S TO MEMORY
070 014 043  INXH  /INCREMENT THE POINTER AGAIN
070 015 175  MOVAL  /GET THE LOW ADDRESS VALUE
070 016 376  CPI   /COMPARE IT TO THE 201ST ADDRESS
070 017 310  310  /310 = 200 DECIMAL
070 020 312  JZ    /DONE YET?
070 021 047  DONE  /YES, JUMP TO "DONE"
070 022 070  0
070 023 315  CALL  /NO, DO THE 1 SECOND DELAY
070 024 031  DELAY
070 025 070  0
070 026 303  JMP   /AFTER THE DELAY, GET THE NEXT
070 027 006  CONVRT /ADC DATA POINT
070 030 070  0

/THIS IS THE ONE SECOND TIME DELAY
/SUBROUTINE

070 031 365  DELAY, PUSHPSW /SAVE REG A & FLAGS
070 032 325  PUSHD /SAVE REGISTERS D & E
070 033 021  LXID  /LOAD COUNTER REGISTERS
070 034 000  000
070 035 110  110
070 036 033  DEC,  DCXD  /DECREMENT THE REG PAIR
070 037 172  MOVAD
070 040 263  ORAE
070 041 302  JNZ   /IF NOT ZERO, DO IT AGAIN
070 042 036  DEC
070 043 070  0
070 044 321  POPD
070 045 361  POPPSW
070 046 311  RET

070 047 166  DONE, HLT

```

Table 2. 100-point data acquisition routine for one point per second.

GET YOUR HANDS ON CLEGG'S



1979 FM-28!!

**25 WATTS
144-148 MHz
FULLY SYNTHESIZED
5 KHz STEPS
PROVISIONS FOR NON-STANDARD OFFSETS
AND ONLY \$295.00**

Last year we promoted the FM-28 at \$329.95 in an attempt to acquaint the 2 Meter FM gang with this superb transceiver. We never experienced such an enthusiastic response.

As a result of the great popularity of this radio we've been able to increase pro-

duction, reduce our cost, improve reliability, and tighten specifications.

So now in 1979 when you purchase a new FM-28 you become a real winner. We have reduced our price still further. And our warranty on the 1979 production is now a full 12 months.

ORDER YOURS TODAY DIRECTLY FROM CLEGG!

Clegg

Send your check or money order for \$295 and we will pay domestic UPS. Or order yours on your VISA or Master Charge card and we'll add the few dollars for shipping to your credit card charges.

Communications Corp
1911 Olde Homestead Lane
Greenfield Industrial Park East
Lancaster, PA 17601
(717) 299-7221

New Products

HAL'S NEW DS3100 ASR

HAL Communications Corporation has announced a new electronic RTTY terminal—the DS3100 ASR. The new terminal features full buffering of both received and transmitted data, thus permitting preparation of transmit text while receiving, as well as storage of up to 150 lines of received text and 50 lines of text to be transmitted. The new terminal also features a new screen format with 24 72-character lines split to show both receive and transmit buffers, line numbering for each buffer area, on-screen status indicators to show terminal code, rate, mode, etc., and a new high-contrast green P31 phosphor screen for easier viewing. The screen also uses bright/dim intensity changes to differentiate between keyboard and received data. A total of 10 HERE IS programmable identifier messages are available, two of which can be saved even while power is removed from the terminal. An IDENT feature allows Morse identification regardless of the terminal's selected data code.

Other features include a real-time clock, programmable answer-back (WRU), upper- and lowercase ASCII, ASCII speeds from 110 to 9600 baud, four keyboard-operated output

switches to control accessories, and a full 25-pin modem connector for ASCII computer connections. As did the previous DS3000 KSR V3 terminal, the new DS3100 ASR will send and receive all three data modes (ASCII, Baudot, and Morse), allows use of continuous, line, or word transmitting modes, and has synchronous idle, unshift on space, and word wrap-around. Both the electrical and mechanical features of the terminal have been completely redesigned to use a Z80 microprocessor and plug-in circuit boards, and to allow easy service. A front-face legend has been added to the keytops to fully label all control functions of the terminal and simplify operation. The keyboard and new streamlined cabinet are color-coordinated in a new two-tone castle tan and chocolate brown finish.

The terminal weighs 45 pounds and can be connected for use with 120 or 240 V ac, 50- or 60-Hz power mains. The cost is \$1995.00, including shipping within the United States; deliveries of the first units will start before May 1, 1979. For further information, contact HAL Communications Corporation, Box 365, Urbana IL 61801; (217)-367-7373.

NEW CUSHCRAFT ANTENNAS

Cushcraft has introduced two new high-performance VHF/UHF mobile antennas. They feature 3-dB gain with 5/8-wavelength stainless steel whips and precise frequency adjustment with a fingertip collet. There are trunk-lip and magnetic-mount models which have been tested to speeds in excess of 90 mph. The antenna packages include 18' of RG-58/U cable with connectors, plus car-finish protective pads. The VHF models cover 144-174 MHz, including the 2 meter FM subband. The UHF model covers 220-225 MHz. For further information, write to Cushcraft Corporation, PO Box 4680, Manchester NH 03108. Reader Service number C67.



One of Cushcraft's new mobile antennas.

COMPUTER-GENERATED BEARING CHARTS

How accurately are you pointing your beam? Until recently, I thought I was doing a pretty good job of pointing mine. Oh, sure, I was using one of those standard charts centered on the nearest big city (Boston in my case), but I always figured that was close enough. Now I've changed my mind, thanks to the superb selection of beam heading charts offered by Bill Johnston N5KR.

For more than a dozen years, Bill has been supplying hams with the real McCoy: Great Circle bearing charts centered on the exact QTH you specify. No more guesswork... no more trying to make do with a chart centered hundreds of miles from your QTH. The amazing thing is that Bill can send you his basic chart for just \$1.00. What do you get for a buck? The basic chart gives you beam headings from your QTH to 660 cities, countries, and islands around the world. The listings are evenly split between DX and domestic locations. The chart also shows the distance to the other QTH in both miles and kilometers, as well as the beam heading the other fellow should be using to maximize his signal to you. All this for \$1.00!

I compared Bill Johnston's \$1.00 chart to another I'd seen advertised for \$4.95. The \$4.95 chart was the loser by a wide margin. It listed only 332 different locations, and if you don't live near one of 51 American population centers, you're out of luck, because the charts are not customized to your QTH.

Bill Johnston has recently expanded his offerings, which now include enlarged DX and US beam heading charts, OSCAR/RS acquisition charts, geosynchronous satellite pointing charts, computer-generated code-practice groups, and even a computer-drawn Great Circle map centered on your

QTH. All are reasonably priced. Bill Johnston N5KR, 1808 Pomona Drive, Las Cruces NM 88001.


Jeff DeTray WB8BTH
Assistant Publisher

THE DIAL SPOTTER

At last, we hams and short-wave listeners have a digital product which puts new useful life into our old general coverage receivers and makes logging a snap. The Dial Spotter by Gemini Instruments enables you to quickly and easily read frequency within 1 kHz from 1 kHz to 35,000 kHz. The beautiful part about this instrument is that it adapts to any 455 kHz receiver whether it has a plus or minus or both offsets on the high frequency oscillator. My DX 160 receiver has a minus offset on the lower frequencies and a plus offset on the 13-to-30 MHz range. To change offsets on the Spotter, you simply throw an external switch which gives you additive or subtractive mixing.

The installation of the unit is quite simple. The Dial Spotter comes with an ac power supply and simply plugs in. The most difficult job is taking your receiver out of its cabinet so that you can add a simple connection. You don't butcher your receiver in any way, but just add a condenser lead out to a phono jack. The Dial Spotter comes with either 110 ac or batteries. The appearance is excellent. The readouts show up brilliantly in light and are large enough so that you do not have to squint to read them. After several weeks of use, I am delighted with its performance. There is stability in the readout, with little or no roll, and it beautifully follows your tuning.

If you are looking for a digital



HAL's DS3100 ASR electronic RTTY terminal.



The Dial Spotter.

readout to update your receiver, this is it. Shortwave listening becomes a pleasure, since you can quickly go back to a station or find a new station. The unit has an internal switching system which enables you to correct for a difference in i-f frequency of plus or minus 4 kHz. Thus, if your i-f is off a little from 455 kHz, you can make corrections after installation. Calibration is simple, as all you have to do is tune in a WWV or local broadcast station and adjust the switches. The calibration holds permanently.

The Dial Spotter is not a totally new design. It has been used in a slightly different configuration as the Navigator Mate, which is used by boaters for frequency readout on their portable RDF/ADF receivers. The unit weighs 6 lbs., measures 10½" x 2½" x 11", and comes with ac, 4- or 5-digit readout, black anodized finish, and several options. Also included is an excellent instruction manual.

For further information, write the Gemini Instrument Co., Box 205, Larchmont NY 10538. Reader Service number G27.

Wells R. Chapin W8GI
Kingsley MI

FIRST HAM RADIO WITH AMPLITUDE-COMPANDORED SPEECH

Stoner has just introduced the first amateur radio transceiver to employ amplitude-compandored speech. Officially called the Model PRO-10, it has been dubbed "The Black Widow" by those who have seen and heard it operating on the 10 meter band.

The impressive performance of the radio is the result of a tiny integrated circuit from Signetics. The "chip" contains the equivalent of a six-foot rack of tube-type telephone-circuit speech-processing equipment.

Amplitude companding involves logarithmic speech com-

pression and expansion with no audible distortion. Part of the IC compresses the speech to raise the average modulation and "talk power." The other half of the Signetics "chip" is used to expand the voice on receive. The company stresses that both the incoming and outgoing signal are enhanced significantly even when the PRO-10 communicates with conventional SSB radios. A technical paper on amplitude-compandored speech is available from STONER upon request.

The PRO-10 is described by the company as a "platform" for high-technology SSB concepts. It operates on 10 meters. The SSB/AM/CW transmitter features 100 Watts minimum power output over the entire band. The receiver has a sensitivity of 0.5 microvolts for a 15 dB (S + N)/N ratio. A built-in six-digit frequency counter, which reads ±100 Hz, features jumbo 0.5"-high LEDs.

The PRO-10 also features state-of-the-art electronic tuning (fast or slow) from either the panel or the microphone. A PLL (phase locked loop) tunes the radio in 10-kHz steps, while a vfo provides continuous tuning (1 kHz per turn) between steps. A built-in memory stores the last frequency used when the radio is turned off. Break-in CW operation is provided by carrier offset (50 Watts power output).

Another feature of the PRO-10 is the inclusion of amplitude modulation (AM). Noting the popularity of converted CB radios on 10 meters, Stoner incorporated a provision for this mode by employing a dual-bandwidth (2.5- and 5.0-kHz) crystal filter. The carrier output is 25 Watts. The operating mode (U, L, or A) is indicated by an LED to the right of the frequency display.

The PRO-10 measures 9" W, 8" D, and 3.25" H, an ideal mobile configuration. The power required is 13.6 V dc at 5 Amperes average current.



Stoner's Model PRO-10.

Stoner—The Sideband People, John Hancock Building, Mercer Island WA 98040; (206)-232-9464. Reader Service number S85.

NEW "BEARCAT® 211" SCANNER HAS 18 PROGRAMMABLE CHANNELS

A new, crystal-less scanner radio with 18 channels which can be programmed with push-button ease has been announced by Electra Company. Named the "Bearcat 211," the new radio also features direct channel access which allows the user to manually select channels directly, without the need to step through other channels. In the radio's automatic scan mode, the 18 channels can be scanned at either 5 or 15 channels per second, permitting closer monitoring of desired frequencies. Also included is a patented selective scan delay which permits a 2-second delay to be programmed for any channel, allowing reply calls on the same channel to be picked up.

The new Bearcat 211 scanner radio also features a built-in

digital clock function utilizing the radio's bright-red LED digital display. The high accuracy clock shows hours, minutes, and seconds. Another feature built into the new radio is automatic squelch. This feature allows the convenience of selecting a factory pre-tuned squelch level eliminating the need for manual squelch-level adjustment.

Thousands of frequencies in six bands are covered by the new Bearcat 211. Included are public safety, marine, government, transportation, and amateur communications. In the radio's "search" mode, the radio will seek out active frequencies between the limits selected by the user. Electra Company's patented Track Tuning is used to provide optimum reception across wide frequency bands. Complete details on the new Bearcat 211 scanner are available from Bearcat scanner suppliers or by writing to Electra Company, PO Box 29243, Cumberland IN 46229. Reader Service number E40.

Continued on page 32



The new Bearcat 211 scanner.

Contests

from page 14

is the only indication of amateur interest the Bermuda Dept. of Tourism has.

COUNTY HUNTERS SSB CONTEST

Contest Periods:

0001 GMT Saturday, April 21 to
0800 GMT Saturday, April 21
1200 GMT Saturday, April 21 to
0800 GMT Sunday, April 22
1200 GMT Sunday, April 22 to
2400 GMT Sunday, April 22

Please note the two four-hour rest periods!

This is the 8th annual contest sponsored by the Mobile Amateur Radio Awards Club, Inc. Mobile stations may be worked each time they change counties or bands, but, if worked again from the same county on a different band, count for point credit only. Mobile stations contacted on a county line count as one contact but two multipliers. Portable stations will be considered *fixed* stations. Fixed stations may be worked by other fixed stations only once during the contest regardless of bands. Repeat contacts be-

tween fixed stations on other bands are not permitted! Fixed stations may be worked by mobile stations each time they change counties or bands. Repeat contacts between mobile stations are permitted provided they are on a different band or in a different county.

EXCHANGE:

Signal report, county, and state (country for DX). Mixed mode contacts are permitted provided that one station is on SSB. (Mobiles, please keep an ear for CW county hunters calling!)

FREQUENCIES:

3920-3940, 7220-7240, 14275-14295, 21375-21395, 28575-28595. Look for mobiles on 15 meters on even numbered hours.

Please note: Again, this year there will be a "mobile window" of 10 kHz on the following frequencies: 3925-35, 7225-35, 14280-90. Mobiles will be in this 10-kHz segment and fixed stations are asked to refrain from calling "CQ Contest" in this segment. After working mobile stations in the "window," fixed stations are requested to tune

and work other mobile stations or QSY to the outer edges of the suggested frequencies to call CQ or work other fixed stations in the contest. This will allow the mobile running lower power a chance to be heard and worked in the contest.

SCORING:

Contact with a fixed/portable US or Canadian station = 1 point. Contact with DX stations (including KL7 & KH6) = 5 points. Contact with mobile stations = 10 points. Multiplier is total number of US counties plus Canadian stations worked; take credit for a county only the first time it is worked. A Canadian station counts each time it is worked. Final score is total number of QSO points times total number of different counties and VE stations worked.

ENTRIES:

Logs should show date/time in GMT, station worked, report exchanged, county, state, band, claimed points (1, 5, or 10), and each new multiplier numbered. Official log sheets and summary sheets are free for a #10 SASE or SAE and appropriate IRCs from John Ferguson W0QWS, 3820 Stonewall Ct., Independence MO 64055. Submit all entries to the same address no later than June 1 to be eligible for awards; DX should

use air mail.

AWARDS:

Plaques to highest scoring fixed US or VE, DX, mobile, and 2nd mobile; certificates to top 10 fixed and mobile stations in US and VE and to the highest scoring DX in each country. Only single-operator stations are eligible for these awards, but multi-op certificates may be issued if merited. A station may enter as both fixed and mobile, but separate scores are required.

WORKED ALL SOUTH EAST AWARD (WASE)

This award is offered by the Southeast Amateur Radio Club of Cleveland OH. An attractive certificate is available to all amateur radio operators who QSO with at least three members of the club on any band below six meters. Members of the club will be on 14.30 MHz every Wednesday evening starting at 0130 GMT. The club also meets on 28.70 MHz at 0130 GMT each Sunday evening for its weekly club net. To get your WASE certificate, send an SASE along with the callsigns of three club members and the date of each QSO to: WASE, c/o WD8KIS, 2196 South Overlook Road, Cleveland Heights OH 44106.

Looking West

from page 8

amateur band had little to no activity to speak of, depending upon where you lived. Remember that it's been but two short years since 220 started to come into its own—as a result of two happenings.

Happening one was the severe overcrowded conditions which developed on the two meter band in localities such as southern California, New York, metro Chicago, and a few others. Amateurs wanted to get away from these conditions and started to look elsewhere. Many migrated to 450, but in some places, especially southern California, that band, too, was very crowded. Starting first in southern California, amateurs began to look at 220 as an alternative.

This was the spur to the second happening. Recognizing that amateurs were giving 220 notice, a number of manufacturers began to produce equipment for the band which was popularly-priced. Just as Heath was credited with "making" six meters years ago, companies such as Midland, Clegg, Wilson, and Cobra will go down in the amateur annals as the

pioneers of 220.

By the time the 220 Class E proposal came to fruition, amateur operation had begun to entrench itself on that band. And by the time the FCC announced that the proposal was no longer viable, we had run out of 220 repeater pairs in southern California. Even if the proposal had gone through, it would have been all but impossible to implement here.

There was one fly in the ointment, though. 220 CB might have been approved had not our neighbors taken issue with the idea. They had witnessed the 27-MHz mess and did not want an expanded version of it. Maybe, had the US been able to guarantee that it would have been a totally-structured, heavily-policed service, it could have passed, but even the most bureaucratic of bureaucrats would have thought twice about that one. So, much to the dismay of many manufacturers who had hoped that 220 would be a needed shot in the arm for the teetering CB industry, 220 Class E died. If the ARRL had said nary a word, or even if they had supported the idea, it probably would have died the same death.

There is a difference between the Class E CB proposal and the current US WARC proposal pushing maritime mobile. Unlike CB, maritime will be looked at as a structured and policed service. Moreover, this is not a proposal for a given nation, but rather for the entire world. Now, when you "lose one," as happened with Class E CB, you do not go out to get egg on your face again. The FCC "lost" in the Class E fiasco, so they are not about to take that chance again unless they thought they had a viable proposal. This means that they would at least expect support from throughout the region. I believe that the ARRL will be looked upon as no more than a radio club—unable to take on an entire region. They are just not that powerful. It would be nice if they were, but such is not the case. If they had taken the initiative years back and invested in a professional lobbyist rather than a new office building, they might have developed the necessary structure to fight such transgressions as these. In fact, had the ARRL developed an effective lobby in Washington, we would not now be facing crisis after crisis.

There is another important factor. The ARRL just does not have the overall support of our VHF community. The world of

VHF communication is fascinating and fast-moving—especially that of VHF/UHF relay technology. Yet the ARRL has always been slow to react to the needs of that segment of the amateur society. In most cases, they have acted "after the fact." I seem to remember that half of the national number of repeaters had been coordinated along a 2 meter band plan before the ARRL got around to endorsing one. What is called the ARRL Band Plan for "2" is, in actuality, the Modified Texas Plan. Later, after the ARRL recognized that inverted tertiaries worked better than right-side-up ones, the Southern California Band Plan suddenly became incorporated in the ARRL one. Another recent ARRL acquisition has been the band plan for the 144.5-145.5-MHz subband. This is actually the NARC or Northern Amateur Relay Council Band Plan; it was not dreamed up by the ARRL. There is nothing original in the ARRL 2 Meter Band Plan. It consists only of what they have borrowed from others and attached their almighty name to.

If the ARRL were the true VHF/UHF leaders, they would have developed band plans for all spectral activity long before they were necessary. They didn't, and to date they have not come up with anything

original. They borrow and endorse but they fail to create. Part of the job of a leader is to be imaginative enough to plan ahead. They have not, and because of this, they cannot gain the support of the majority of the VHF/UHF community.

Another graphic example of the lack of leadership is the League's reluctance to enter into the realm of total spectrum management. This is a concept that the League should have pioneered. Instead, the idea developed from a single small regional repeater council, the SCRA. In fact, the SCRA (under its new title, 2mASMA) evaluated, modified, accepted, and implemented the recommendations of the ARRL's VHF/UHF Advisory Committee's proposed national 2 meter band plan while the ARRL's Board of Directors debated its merits. It's a good plan, and with only one slight modification, it truly serves the needs of all 2 meter users. This plan should have been implemented nationally a long time ago, yet we still await Newington's decision. Southern California elected not to wait. Other areas, including the Southeast, seem to be reaching the same conclusion and are proceeding without Newington's okay.

All this comes down to the fact that the ARRL is not being effective enough as a VHF/UHF leader. And without support from the VHF/UHF masses, there is no way for them to obtain the stature necessary to dissuade the rest of the region and possibly the world from doing anything they want. 220 marine is just another example of this—and it may be the straw to break the VHF world's back. Those whom I have spoken with want no part of the ARRL in the fight to save 220. They feel more secure in going it alone than they do with the quasi-support of the ARRL. If the amateurs are able to fight off this latest threat to 220, the ARRL will again probably try to steal the spotlight. If 220 is lost, it will also mean an end to *any* support for the ARRL by those involved in VHF/UHF relay communication—and that's a big chunk of the amateur population.

HOW CAN THIS BE CHANGED?

There are two organs within the ARRL which could become the VHF/UHF leaders of tomorrow if the ARRL Board of Directors would let them. They are the VHF Repeater Advisory Committee and the VHF/UHF Advisory Committee. However, they both seem continually stifled by the bureaucratic attitudes of the ARRL Board of Directors. Eventually, because

of this lack of Board initiative, some of those who have served on the VRAC have felt that they have had enough and have left. Can you blame them? Put yourself in the position of being an advisor to their Board on matters with which the Board was a bit unfamiliar. You were selected because of your knowledge of VHF/UHF communication and were told to advise the Board on such matters. The committee itself exists because the Board knows little about the topic. If they were experts on it, why would they have the advisory committee in the first place: By forming such committees, the ARRL Board admits its knowledge deficit in such areas.

So, you research something. Let's say it's a band plan for six meters. You present it to your fellow committee members and they agree. Your chairman then forwards this committee recommendation to the Board, where it is formally pigeon-holed. Eventually you give up and do one of two things. You protest and quit, or you become a good little boy and enjoy your status as a committee member while doing as little as you can. Frankly, I can't blame anyone who does either under the current scheme of things. However, there is so much potential in both the VRAC and the VUAC that it's a shame to see all this talent wasted. It *can* be changed, and here is one way:

First, both the VRAC and the VUAC have to be taken out from under the Board of Directors' thumb. Members of both committees should not be appointed through Newington, but rather should be elected on a Division basis as are Division Directors. It would then be the people rather than the bureaucrats speaking. Within this elected body, another election should be held to determine a chairman and a liaison officer. Decisions of such committees should then be presented to the ARRL membership and voted upon by the members as to whether such should or should not be implemented. The Board should keep its nose out of it, since by creating such committees, they admit that they are not at all adept at these matters in the first place. Once the roadblock caused by the Board of Directors is eliminated, the VRAC, the VUAC, and other expert League committees can go forth and help guide amateur radio directly.

The big question is: "Can it ever happen?" It's a simple, effective idea, but one that would dilute the Board of Directors' authority. I doubt that the current regime in Newington would buy it. Therefore, the real answer is a long-term one. It

means voting into power individuals whose views are the same as yours. It means evolutionary change, and, unfortunately, we in VHF/UHF just don't seem to have the time to await such a happening.

As in the past, things keep going with or without the ARRL. They will continue to take credit for what we accomplish and we will keep on accomplishing with or without them. If we survive WARC, VHF and UHF will continue to grow and prosper. New ideas will continue to pour forth. If the ARRL announced today that it was pulling out of any further involvement in this part of amateur radio, it would not matter one iota. That's what makes the whole thing so sad.

COORDINATION: THE BEST METHOD YET

Gary Pearce WA9NSO is the Illinois Repeater Council's coordinator. Over the years, I have heard quite a bit about Gary, but it was not until recently that I had the pleasure of meeting him and finding out first-hand how the IRC faced an almost overwhelming problem and was able to conquer it. Here is the story, as Gary explained it to me over lunch in San Diego.

About a year ago, the IRC simply ran out of places on two to put repeaters. There were always far more requests for spectrum than there was space available. Eventually there was no more, even with co-channeling and similar measures. At this point, the idea was born in the IRC that it was time that it became an advisory rather than an administrative group. A new concept of repeater coordination took root, which I will term "advise and consent coordination."

According to Gary, someone coming to the IRC these days for a metro-area repeater on two does not get an exact assignment. Rather, he is given an accurate listing of all area activity and told to go forth and find himself a home which will cause minimal interference to himself and all existing activity. The rationale is that nobody wants to be interfered with, and thus the new repeater owner will seek a home which satisfies this criterion. This concept takes the responsibility for minimizing and/or eliminating interference and places it squarely upon the shoulders of the new system owner. In such cases, the IRC operates on an advisory level. If all goes well, it gives final consent to the system's establishment and operation.

After listening to Gary, I took the initiative and developed a similar plan for this area, which I presented to the 2mASMA

Technical Committee. The Committee decided to give it a try. Some new forms to utilize the concept were developed and included in the coordination information packet which is sent to every new repeater applicant. The results have been amazing.

2mASMA administers a very large area, one of the largest in the nation. It is impossible for a committee meeting in LA to know every bit of spectral activity in this geographic area. At least half a dozen coordinations have been made using this system to date, and not one has come back to haunt us. In the past, at least two out of every six have—especially from the overcrowded LA-San Diego rf corridor which for years has been the crux of our problem. It's no longer simply a matter of requesting a channel pair. You must go out and find one upon which you can survive—and in this no-man's-land, that's not that easy. The burden for technical excellence is now on the amateur, rather than on the council committee, and that should eventually lead to better technical excellence on the air. For coordinators and/or coordination committees interested, an SASE to PO Box 2606, Culver City CA 90230 will bring a sample copy of the aforementioned self-coordination forms, which 2mASMA will gladly let you duplicate for your own use.

GROWING PAINS DEPARTMENT

One organization which has had its share of growing pains and is now emerging to a position of leadership in the world of hobby-service two-way radio is a group called H. F. International, with headquarters in Riverside CA.

Once regarded as a renegade CB club which promoted illegal, out-of-band, and over-power operation in the spectrum between the 11 meter CB and 10 meter amateur bands, HFI, now under new leadership, has emerged as an organization dedicated to serving the needs of the hobbyist SSB enthusiast, be he CBER or ham. There is a lot more to HFI than meets the eye, and now, and in the future, I hope to give you a bit of insight into that organization and the changes which have occurred within it.

I know that some of you will take issue with my devoting space in an amateur magazine to something not purely amateur- or VHF-oriented. Others may take the view that all HFers are nothing but illegal radio operators and must not be given recognition. Neither of these statements holds much water. There is one important

reason why you should know about HFI and its people: Many of them are transitionites, in the process of leaving CB and becoming amateurs. One of the avowed new goals of HFI is to educate the CBER of today so that he/she can be the good amateur of tomorrow. Then, too, 100,000-plus hobby radio operators make up a big chunk of today's personal communicators and, just as the US could no longer fail to recognize the existence of mainland China, we in radio cannot bury our heads in the hope that HFers will all just go away. The fact is that what is termed illegal radio operation between channel 40 CB and the low end of 10 meters is growing at a phenomenal rate; another goal of the new HFI is to try to curtail this.

Like most other amateurs, for years I have been very boisterous in expressing my indignation at any illegal opera-

tion. A year ago, if you had asked me who all those bad guys were, I would have said that they were all members of HFI. The fact is that I said that many times and to many people. One day I said it to another amateur, who simply giggled a bit. He called me back later to offer LW a chance to meet with the president of HFI and judge for myself. The meeting was arranged according to certain ground rules I set down. I was still feeling indignant. There were two things. First, it would have to be a no-holds-barred interview, in which I could ask anything I darn well pleased. The second condition was that I be permitted to tape-record the interview so that later on no one could deny that what was printed had been said. This was agreed to, and early last spring I drove to Riverside and met with Norm Muller and his wife Jeannie at their home (which also serves as HFI head-

quarters).

We spent a rather enjoyable afternoon just "rapping" with one another, breaking now and then to change a tape or get another can of cola. I had come with the typical "ham with a chip on his shoulder" attitude well entrenched, and I was ready to do battle. The war never developed. There was an instant rapport, and it turned out to be one of the most educational afternoons I have ever spent. More in future columns.

THE JOE MERDLER REVISITED DEPARTMENT

On Tuesday, January 9th, I received the following news release from Joe Merdler N6AHU: "On January 9th, 1979, Scott Lookholder WB6LHB pled guilty to three counts of violating section 1464 of Title 18, using obscene and abusive language as a misdemeanor. Maximum penalties are up to 1

(one) year in prison and up to a \$5,000 fine on each count. Sentencing is set for February 6th, 1979."

Looking West will have more on this in the future. However, we do have a rather interesting sidelight to report now. As a result of running the text of Joe's San Diego speech last December, he has been reunited with a relative he never knew existed. Joe tells the story this way:

He was in QSO on 20 meters with AA6A discussing DX when a breaker was heard. The breaking station turned out to be K8AQA in Saginaw, Michigan. K8AQA asked N6AHU: "Would you believe my name is Merdler, too?" It turned out to be Robert Merdler, and, in the course of the QSO, the two realized that they were indeed cousins. On that happy note, we will end this month's Looking West.



Canadian Amateur Radio Federation, Inc.

The DOC has announced the following changes to agreements with other countries: Add Mexico to the third-party

traffic list. Negotiations are under way for third-party agreements with Australia, Haiti, Jamaica, and Liberia.

Reciprocal licensing arrangements have been made with Austria, Barbados, Bermuda, Costa Rica, Honduras, India, Indonesia, New Zealand, the Philippines, Sweden, and the United Kingdom.

On the banned countries list, the Viet Nam exceptions XV5AA, XV5AB, and XV5AC

have been eliminated.

The DOC is negotiating reciprocal licensing arrangements with Haiti, Italy, Liberia, and Spain.

Lists in copies of the CARF publication, *The Canadian Amateur*, should be amended to conform.

DX

from page 18

recommended operating habits. I keep a sked with Doug every Sunday he is available on 28031 kHz at 2000Z. When he has the time, Doug will hang around and work a few stations after our sked. Doug's general operating times are from 0500Z to 0800Z, on all bands 10 through 160. I have handled all QSLs since June 1, 1978. Prior contacts should go to K2BT. There was a very active pirate using Doug's call, so unfortunately some cards are being bounced back. Best 73, Greg WB4PRU."

Palmyra Island

This summer, one of the better-heeled newcomers to the DX fraternity plans to depart from California for a four-month tour aboard his yacht *Wildfire*. Planned stops are Hilo, Palmyra, and Christmas Island. He is definitely planning the Palmyra stop, and says if the weather permits, he will take a swing by Kingman Reef. This looks to be mainly a CW-type operation, since the operator is

new to ham radio and has a CW background from the Navy. He is planning to devote much of his operating time to the Novice bands.

Chad TT8

F6FFQ is in Chad and has been signing /TT8 in the 14105 area. It is hoped that he can soon be persuaded to brave the storms above 14200.

Djibouti J28AY

WB4ENI passes along the following information on J28AY: Marc plans to QRT sometime in July of 1979, when he will return to France as F6ETO. Beginning in July, all cards should be sent to F6ETO's CBA. In the meantime, they can still be sent to the Djibouti CBA. Marc prefers CW because his English is somewhat fragmentary. Look for him on 10, 15, and 20.

Korea HL9TG

Gary writes that he will be in Korea until January, 1980, and plans to be active on SSB and CW, 6 through 80. Contacts after March, 1974, go to WA7NTF, 6419 158th Street CT East, Puyallup WA 98371 or

directly to Gary Kohtala, USAFS-K Box 194, APO San Francisco 96271.

Afghanistan/Pakistan

OZ1CRH will be traveling to Afghanistan and Pakistan and is optimistic about receiving YA operating permission. He will be in Pakistan from March 15th to May 30th and plans to sign AP2LJ. QSL to WA8AJG.

Spratly 1S1B

The late word had the group departing Brunei on March 28th and landing March 30th. The plan is to operate until more than 30,000 QSOs have been logged. VK2BKL and ZL1ADI from the Mellish operation will be along, and the boat will be the same one used at Mellish.

Dodecanese Islands SV

Those needing the Dodecanese should be interested in the following letter from SV1IG in Athens:

"Please inform the readers of *73 Magazine* that I and my wife will be touring the Dodecanese Islands from July 1st to August 15th. There will be many difficulties, as not all the islands have transportation. Since some are without roads, we will not have a car either. We will operate all bands, but will concentrate on twenty meters at

14205 and 14285 kHz. QSL to Anastasios Panos, 4-6 Voltairou Street, Athens 411, Greece."

SV1IG also noted that he no longer holds office in RAAG at the awards department, so letters addressed to PO Box 564 in Athens will no longer be answered. Anastasios also mentioned possible SY Mt. Athos activity in 1980.

China

Rumor has it that at least two American amateurs have applied and received preliminary approval for operation inside The People's Republic. It has long been felt by some that the first legitimate operation from China would be by Chinese nationals, but who can tell? Work 'em if you hear 'em, and worry later.

Comoros D68AD

As an accommodation to those working toward 5BDXCC, Robin maintains regular skeds on 1804 kHz from 0230Z and on 3504 kHz from 0300Z.

Sao Tomé S9

Angelo D4CBS will have been on Sao Tomé for an extended visit which began in March. Although he holds a license and will be taking his rig with him, informal inquiries as to the status of amateur radio have

gone unanswered. Hopefully, by now you will be hearing Angelo from S9.

Pitcairn Island VR6

Things should pick up from Pitcairn on April 19th, when the *Yankee Trader* puts in on its latest around-the-world journey. Aboard will be K5UC, N1DX, and K0BJ, who has been issued the call VR6BJ. The idea will be to put VR6 on bands and modes not usually available. Planned are RTTY, CW, 40, and 80. Other RTTY stops will be CE0Z, 3D2, KH8 (KS6), and 8Q6. W0PAH will handle QSLs.

NOVICE CORNER

Although in the early stages of working DXCC it shouldn't be necessary to make schedules in order to work a new one, there may be instances when you want to ensure a contact with a certain station.

The best way to do this is to write to the station's QSL manager requesting possible schedule times and frequencies. Most QSL managers keep regular schedules with the stations they represent in order to pass logs or verify contacts. Often, the DX station will either show up early or else hang around afterward and hand out a few reports.

Remember, these QSL managers have plenty of work just keeping up with the QSL demand, so be sure to include an SASE with any correspondence. It never hurts to include paper as well. When schedule time comes, just let the QSL manager know you are on frequency and then stand by until all traffic has been passed. Then you can make a contact and the QSL manager will already have you in the log.

Just remember to be patient and follow instructions, and you'll usually be able to add a new one to your log.

HEARD ON THE BAND

4S7EA runs a Tuesday, Thursday, Sunday sked for the deserving DXer on 14247 kHz at 2330Z, with K9VAL as MC.

TR8AC is shooting for 2,000 QSOs per month with those deserving DXers in need of a TR8 contact. Look for him around 14222 after 2000Z.

Those new 8L2 prefixes are the old VP2L St. Lucia stations signing their newly-gained independence-type calls.

There are still two active operators on Johnston Island. KH3AA, the chief electronics technician for the installation there, is on generally once a week, and KJ6BJ can often be found around 14056 kHz from 0600Z. WH3AAA is reported to also be on the island and trying to upgrade.

The New Jersey DX Club has

been supplying some needed manpower in an effort to reduce the QSL backlog at 4U1UN. They are having some success, but it never seems to be enough when you are among those in the waiting line.

Congratulations to new ARRL DX Advisory Committee members K5YY, K7LAY, and W0SR. They join holdovers W2XN, N6RJ, WB8EUN, K9AM, W3ZN, N4MM, and Chairman W1OT. Any complaints or bouquets you have concerning DX should be directed to these deserving ones.

Box 88 is slow but sure. K4IIF, who handles the *CQ Magazine* awards program, recently received six pounds of cards and applications from Moscow. The applications included 93 for WPX, 27 for CQ-DX, and 17 for WAZ. The round trip for these applications from Moscow averages 18 to 24 months. While we are on the subject, CQ recently raised the fee for the WAZ certificate from \$1 to \$2.

Apparently they will never run out of new countries. Look for the Marshall Islands, the Palau Islands, and Micronesia to obtain some form of independence by 1981.

Congratulations to WA8MOA, recent recipient of the first "Michigan DX Plaque," for his efforts in the Mellish Reef operation.

The FCC recently raided Brewer Labs in Porter, Oklahoma, and seized some 440 illegal CB linears valued at \$200,000. According to a story released by the AP, these amplifiers cause TVI.

The January/February issue of *Oceans* magazine has an interesting article on Canton Island, the Auckland Islands, and Palau. Check your library for a copy.

W6KPC just put up a 12-element 20 meter beam on top of a Sky Needle at the top of a 100' tower.

The International Island DX Net meets every Friday at 0300Z on 14280 kHz. The net is operated by the Whidbey Island DX Club. Write WB7BFK for more information.

Maurice Caplan, who gave out many a new country contact as VS5MC from Brunei, has retired from the DX wars and returned to England.

KV4KV says no Desecheo activity until the ARRL decides on its country status.

Some big bets are being made among the south Florida DXers as to who will be the first to earn 5BWAZ. The winner will be entitled to use "The Big Florida Pizza" on his QSL card.

The Delta DX Association will send a computer-derived beam-heading chart to any DX station free for the asking. Write to Box 73, Metairie LA 70004.

Sometimes a letter to Box 88 will shake out some long-needed cards. Two years ago, K6DT wrote complaining about some overdue QSLs for contacts back in 1972. Now, two years later, the cards have finally come through. Where Box 88 is concerned, it just takes a lot of patience and sometimes a little prodding.

Word has come through that E. R. "Robbie" Robson 5Z4ERR, formerly VQ4ERR, became a silent key during December.

Chod Harris WB2CHO is in the process of setting up a permanent contest-type QTH in Montserrat, where he holds the call VP2MAY. The station setup will include a five-element quad for 10/15/20 and a two-element quad for forty. He will have three complete operating stations. Chod was with the group which ran up 7.4 megapoints from 9L1CA in the recent CQWW DX contest. In the meantime, between contests, he plans operation from VP1, PZ, 8R, TF, HB0, 3A, and other European spots. QSLs go to WA1SQB.

China recently ended their economic aid to Albania, and there seems to be a slow shifting of the Albanian axis toward the west. This opens up future possibilities of a true ZA operation by some visiting Europeans.

Don't discard your old *Callbooks*. Many of our DX friends overseas are unable to obtain US or foreign *Callbooks*. Send your old discarded *Callbooks* to WA4JQS, and Tony will mail them overseas at his expense. He will also advise you of the recipient.

The Long Island DX Association is looking for associate editors. Contact W2IYX if you are interested in helping out and getting your own byline.

Speak of the Devil, or at least a new country, SM3VE and SM4CNN advise that they have received a license and will activate ZA5A on all bands including OSCAR and 436 MHz the last week in June and first week in July.

There is really no excuse for not having worked KV4. Dick KV4A ran off nearly 50,000 QSOs during 1978. That's better than 100 a day.

The ARRL is petitioning the FCC for Novice privileges in the 220-MHz band. They have also asked for standard FM emission in the 52.0 to 52.5 MHz band.

The February QST carried a feature article on "incons." These are devices which combine inductance and capacitance into one component. The ARRL is issuing a news release on these and is canvassing the House and Senate Subcommittee on Communications. The feeling is that incons are helpful

in reducing RFI.

TT0KP has been showing on twenty recently. He is reported to be a police officer there in Chad. QSL to F9KP.

Total US amateur licenses as of December 1, 1978, numbered 353,162. This breaks down to 61,000 Novices, 68,000 Techs, 118,000 Generals, 82,000 Advanceds, and 22,000 Extras. The gain for November was 325, and the 12-month gain was 26,404.

Contesters will be happy to note that K8TMK has filed a petition, RM-3281, asking amendment of part 97 so that contacts of one minute or less will not require an amateur station to identify the station it has contacted. This might work against the contester, since many contest-type DX stations go several minutes without identifying themselves, and the only time you hear their call is when the US station gives it.

QSL INFORMATION

6O1FG to G. D'Aurella, Via Antonio Fogazzaaro 87, 00137 Rome

7X4AN to Hermann Samson, Tannenweg 2, D-5501 Osburg, W. Germany

8P6EZ to W1RED
9L1SL/C to WA0CAE

9X5AL to SM5IB
A6XB to K1DRN

A6XJA to Box 2526, Dubai
CE0AE to WA3HUP

D68AD to G3RWU

DA2QE to Robert Chilcote, USAFSB Box 15, APO NY 09742

EA8QL to EA8QU
F6FFQ/TT8 to SP 85215-BM, France

FB8XU to F6FLZ

FB8XV to F5VU

FP0DI to VE1DI

FR7BU to F6EQN

FW8AC to F6BWX

GT5AVQ to DK5FJ

GT5CGV to DF7FH

GT5CID to DJ3BG

GT5MIR to DC1FP

H5FXT to PO Box 137, Lynden, Ontario, Canada L0R 1T0

HD0E/HD5EE to K8LJG

HH2Q CW to W4ORT, SSB to K4UTE

HL9TG to Gary Kohtala, USAFSK Box 194, APO SF 96271

HL9WE to WB8USM

HS1ABD to W1YRC

HS1WR to Box 155, Bangkok

J28AY to Marc Bourg, Ancienne Poste, Chaniers-Le-Bourg, 17610 Chaniers, France

JT1BG to I8YGZ

K1CO/PJ7 to W8AEB

KZ0DX to 225 West Coyote Drive, Carson City NV 89701

S79WHW to Box 491, Mahe

S8AAP to Box 821, Umtata

TT0KP to F9KP

Thanks for much of the preceding information goes to the *West Coast DX Bulletin*, the Long Island DX Association *Newsletter*, and *WorldRadio Magazine*.

New Products

from page 27

THE IC-280

The versatility of a microprocessor is exemplified in the Icom IC-280 4 MHz + FM mobile radio for two meters. Referred to as the "remotable" radio, the IC-280 actually comes assembled for immediate operation as one box. However, the same radio may be separated by removing the head, connecting the optional remote cable to each unit, and mounting the head in a small place where almost no other radio will mount.

"Remotability" is not the only reason to have an IC-280. The microprocessor covers all 4 MHz of the two meter band, plus some at both ends in 15- or 5-kHz steps which are selected by the user or the processor. In addition, there are three memory channels which can store any frequency which can be programmed on the dial. This allows the set to act as an "eyes-on-the-road" radio for safety. The modular 10-Watt output stage has plenty of power to drive the most popular amplifiers to full output, and the continuous display of frequency in either the transmit, receive, or memory position makes the IC-280 the best FM radio Icom has come up with yet. For further information, contact Icom East, Inc., 3331 Towerwood Dr., Dallas TX 75234, or Icom West, Inc., 13256 Northrup Way, Suite 3, Bellevue WA 98005. Reader Service number I1.

MOS- AND CMOS-SAFE INSERTION TOOL WITH PIN STRAIGHTENER

OK's new model MOS-1416 DIP insertion tool inserts both 14- and 16-pin IC packages into sockets or predrilled boards.




STRAIGHTEN PINS

Total conductivity reduces static electricity. A ground strap may be easily attached for highly-sensitive MOS and CMOS ICs. Durable chrome-plated ABS construction features precision parts for long life and easy one-hand operation. The tool's narrow profile permits it to work on densely spaced patterns, while its unique insertion mechanism assures accuracy as well as excellent "feel." Finally, the tool includes a remarkable pin straightener built into the handle. Simply insert the IC, rock it on the straightening saddle, and push down on the tool. An automatic ejector delivers the IC ready to be placed in the insertion end for installation in your board or socket. The MOS-1416 is available at your local electronics distributor or directly from *OK Machine and Tool Corporation, 3455 Conner Street, Bronx NY 10475*. Reader Service number O5.

HUSTLER ANNOUNCES NEW TRIBAND BEAM FIXED-STATION ANTENNA

Hustler has announced the new Model 3-TBA triband beam antenna. The amateur beam antenna covers the 10-15-20 meter bands. The longest overall element length is 23' 10", and the antenna is designed and tuned for a 24-dB front-to-back ratio. Its unique design permits the elements to be much shorter than other beams on the market today. The boom length is fourteen feet, and the antenna provides better than 8-dB gain. The 3-TBA easily handles power inputs of 1 kilowatt, and is easily matched to 50-Ohm cable.

Constructed of 100% heavy anodized aluminum with stainless steel hardware, its weight is only 36 lbs. The all-new Hi-Q



PICK-UP



Icom's IC-280.

trap design uses twelve-gauge aluminum wire, requires no capacitors, and, once tuned at the factory, is permanently weather-sealed for years of reliable operation. This antenna is sure to be a favorite of those operators entering DX contests.

For further information on this or other Hustler antenna products, write: Sales Department, *New-Tronics Corporation, 15800 Commerce Park Drive, Brookpark OH 44142*. Reader Service number N2.

READERS REVIEW THE WILSON MARK II HT

Have you been looking for a small, lightweight, hand-held two meter unit? I had been looking for about a year, but could not decide which brand to buy. Then, on July 4, 1978, I heard a QSO in progress on 146.52 between John Shean N9TV and Charlie Dalton WD9AGK. John said that he had bought a Wilson Mark II and had worked Indianapolis direct with it early that morning. He had climbed his tower to work Indy, which is about 100 miles north of here. I was with my family at my parents' house. Supper was finished. It was too early to light fireworks, so I broke into John's QSO on my Tempo FMH

and asked if I could come to see his Mark II. Three days later, I ordered my Mark II from John AA9B, sales manager at Spectronics. It was shipped the same day. I have bought several rigs from Spectronics, and I find them to be excellent people with whom to do business.

The Mark II is small enough to carry in your shirt pocket with about half of it sticking out. It comes with crystals for 146.52 installed in channel A. It has six channels, A through F. There are separate receive and transmit crystals for each channel. Rejection of adjacent channel signals is excellent. The receive crystals must be netted along with the transmit crystals. There is a warning in the manual to avoid high rf fields, since they may cause damage to the receiver. The Mark II should not be used in close proximity to a base station antenna or closer than twenty inches from another unit. Transmission without the antenna can cause damage to the transmitter. My 25/85 repeater is here at my house running 100 Watts out, but it hasn't hurt the HT yet. My Mark II does an admirable job in this high-rf environment. The adjacent channel rejection it has is amazing, and you must do a good job of netting the receive crystals to get full performance. The Mark II uses a small 10.8-volt nicad battery pack rated at 500 mAh. The current drain is 15 mA squelched and 100 mA at full audio output. The current drain on transmit is 500 mA with 2.5 Watts out. The Mark IV draws 800 mA with 4.0 Watts out. The manual says the battery life is 8 hours with 5% transmit, 5% receive, and 90% standby duty cycle. The battery is easily replaced. The unit is housed in a Lexan case.

Looking at the manual, the only difference I see between the Mark II and the Mark IV is the driver transistor, with the Mark IV having a higher gain driver. Both units have an MRF



INSERT

OK's new insertion tool.

ALL NEW

FT-101ZD

HIGH-PERFORMANCE HF TRANSCEIVER

Today's technology, backed by a proud tradition, is yours to enjoy in the all-new FT-101ZD transceiver from YAESU. A host of new features are teamed with the FT-101 heritage to bring you a top-dollar value. See your dealer today for a "hands on" demonstration of the performance-packed FT-101ZD.

Diecast front panel, plus heavy duty case

Built-in, fully adjustable, VOX circuitry

Built-in RF speech processor for more "talk power" when you need it

Built-in, threshold adjustable, noise blanker

Equipped for SSB and CW operation. Choice of wide or narrow bandwidth for CW (with optional CW filter installed)

Continuously variable IF bandwidth: 300 Hz to 2.4 KHz

Digital plus analog frequency readout. Digital display resolution to 100 Hz

Rugged 6146B final amplifier tubes with RF negative feedback

RF and AF gain controls located on concentric shafts for operator convenience

Full band coverage: 160 through 10 meters, plus WWV/JJY (receive only)

TX, RX, or transceive frequency offset from main dial frequency

For WARAC Flexibility

Select switches for use with FV-901DM synthesized scanning VFO (option). FV-901DM provides scanners plus 40 frequency memory bank.

SPECIFICATIONS

TRANSMITTER

PA Input Power:

180 watts DC

Carrier Suppression:

Better than 40 dB

Unwanted Sideband Suppression:

Better than 40 dB @ 1000 Hz, 14 MHz

Spurious Radiation:

Better than 40 dB below rated output

Third Order Distortion Products:

Better than -31 dB

Transmitter Frequency Response:

300-2700 Hz (-6 dB)

Stability:

Less than 300 Hz in first 30 minutes after 10 min. warmup; less than 100 Hz after 30 minutes over any 30 min. period

Negative Feedback: 6 dB @ 14 MHz

Antenna Output Impedance:

50-75 ohms, unbalanced

GENERAL

Frequency Coverage:

Amateur bands from 1.8-29.9 MHz, plus WWV/JJY (receive only)

Operating Modes:

LSB, USB, CW

Power Requirements:

100/110/117/200/220/234 volts AC, 50/60 Hz; 13.5 volts DC (with optional DC-DC converter)

Power Consumption:

AC 117V: 75 VA receive (65 VA HEATER OFF) 285 VA transmit; DC 13.5V: 5.5 amps receive (1.1 amps HEATER OFF), 21 amps transmit

Size:

345 (W) x 157 (H) x 326 (D) mm

Weight:

Approximately 15 kg.

COMPATIBLE WITH FT-901DM ACCESSORIES

RECEIVER

Sensitivity:

0.25 uV for S/N 10 dB

Selectivity:

2.4 KHz at 6 dB down, 4.0 KHz at 60 dB down (1.66 shape factor); Continuously variable between 300 and 2400 Hz (-6 dB); CW (with optional CW filter installed): 600 Hz at 6 dB down, 1.2 KHz at 60 dB down (2:1 shape factor)

Image Rejection:

Better than 60 dB (160-15 meters); Better than 50 dB (10 meters)

IF Rejection:

Better than 70 dB (160, 80, 20-10 m); Better than 60 dB (40 m)

Audio Output Impedance:

4-16 ohms

Audio Output Power:

3 watts @10% THD (into 4 ohms)



Price And Specifications Subject To Change Without Notice Or Obligation

YAESU The radio.



379X

YAESU ELECTRONICS CORP., 15954 Downey Ave., Paramount, CA 90723 • (213) 633-4007
YAESU ELECTRONICS Eastern Service Ctr., 9812 Princeton-Glendale Rd., Cincinnati, OH 45246

237 or SD 1127 output transistor. I have noticed a rise in the final amplifier temperature after several minutes of transmitting. This is normal. I have also noticed a rise in the temperature of the audio output final after several minutes at full volume, which is also to be expected. It should be possible to modify these units for switchable power output.

The accessories shown in the manual for the Mark series of HTs include a desk-type battery charger, a wall charger, a cigarette lighter-type 12 V dc charger, a speaker-mike, leather case, battery pack, and Digitran or Chomerics key pad. The Mark series uses the same kind of crystals as the other Wilson units. I put crystals from my Tempo FMH in mine with no trouble. Some of the channels I bought crystals for would not adjust to frequency properly until I changed the load capacitors to 33 pF. Caution must be used when you have the unit out of its case or else some of the small wires will come loose from the PC board. A single board houses both the transmitter and receiver, and a small auxiliary board houses some of the crystals.

The unit weighs only 16 ounces including the battery pack, and an excellent manual comes with it. It is checked out at the factory and the specifications sheet is included in the shipping box—something you don't find very often these days.

I would like to thank John AA9B for the excellent service from Spectronics, as well as N9TV for the demonstration that prompted me to buy my Mark II. Most thanks, though, go to Wilson for producing such a fine unit, the answer to my HT dreams.

How It Works

The Wilson Mark series of HTs are dual-conversion FM units with a single circuit board containing both the transmitter and receiver. An independent microphone element is installed just below the speaker. There is a connector for an external microphone. An incoming signal passes through a low-pass filter and bandpass filter to the rf amplifier, where it is amplified and passed through "selectivity elements" to the first mixer. The first oscillator uses an HC-25/U fundamental crystal with individual trimmers for netting each receive crystal. The crystal frequency is given by the equation $\text{Crystal Frequency} = (\text{Channel Frequency} - 10.7)/9$.

The first oscillator signal is coupled to the source lead of

the first mixer, where it is mixed with the incoming rf from the rf amplifier. The output of the first mixer is tuned to the difference frequency, or 10.7 MHz. This 10.7-MHz signal goes through a monolithic crystal filter to the first i-f amplifier. "The crystal filter provides a flat-topped, extremely steep-sided selectivity curve for superior image rejection." The signal from the second oscillator running at 10.245 MHz is coupled to the second mixer, where it is heterodyned with the 10.7-MHz first i-f signal to produce the difference frequency, or 455 kHz. The 455-kHz signal goes through a ceramic filter to improve adjacent channel selectivity and spurious rejection. This 455-kHz signal is coupled through the second i-f chain which consists of four transistors followed by a limiter. The signal from the limiter is fed to the discriminator filter. The audio output of the discriminator is fed to the audio amplifiers. It has a noise-operated squelch.

The transmitter uses ten transistors and two diodes. The microphone audio is amplified, processed, and fed to the phase modulator. A deviation control is provided. Output from the oscillator is phase-modulated and multiplied in frequency by a factor of twelve. Then the signal goes through the driver to the final amplifier. The output signal is passed through a couple of filtering stages to the antenna.

Bob Miller N9RM
Louisville KY

Since I was introduced to 2 meter FM in 1968, I have wanted a Motorola HT-220 handie-talkie. Unfortunately, the price of even a used HT-220 was always out of my reach, so I made due with a variety of substitutes and eventually ended up with a battered HT-200. Now, understand that the HT-200 was a good HT in its day (1964), but it is big and heavy and limited in channel capacity (a maximum of 2). What had always attracted me to the HT-220 was its small size, light weight, and professional appearance.

Wilson Comes Through

Over the years, I have watched as various companies have introduced their versions of 2 meter HTs. I have found that none of them even came close to duplicating the HT-220. Sure, they had the technical performance, but they were as big as my HT-200 and just didn't look like I thought they should. Then it happened. Wilson ran their first ad for their Mark II and Mark IV mini HTs. They sure looked like an HT-220, and that

price! \$219.95. How could they sell it for that? Being the skeptic that I am, I figured that the ad was the typical case of marketing being a year ahead of engineering and that if Wilson ever delivered, the price would probably be up by 50%. A quick call to Wilson confirmed my suspicions. They said first delivery was in "3 to 4 months." Oh, well, I promptly forgot about it—but every month those full-page ads in 73 kept reminding me that Wilson was still there. Six months later, I began to see ads from distributors selling the Mark II and Mark IV. Surprisingly, the list price had only crept up by \$10.00. In October of 1978, I saw a Mark IV at a hamfest. It really existed! What's more, it looked even better than the pictures. A long conversation with its owner revealed no problems, and apparently the unit performed as advertised. That was all it took. A few phone calls and a few days later, UPS left a package at my door. It wasn't my much-coveted HT-220, but something I think is even better—a Wilson Mark II. For a \$250 package deal, I got a Wilson 2.5-Watt Mark II, nicad battery pack, rubber flex antenna, ac wall charger, and crystals for 146.52 simplex.

Overall Description

The MK II is what I would consider a *personal* portable radio. It is very small—about the size of a dollar bill and 1.8" thick—and weighs only 1 lb., even with the battery pack. It easily fits into a shirt pocket, and its appearance is really impressive. It sure is a long way from the early HTs, which looked like converted CB handie-talkies.

The case is finished in an attractive dark blue-grey textured style and apparently is pretty rugged, since mine has already survived a 5-foot drop onto a concrete floor. Inside the case is a real technical performer. Six channels are available on transmit and receive, and the performance leaves nothing to be desired. I've done extensive lab testing on my Mark II, and it easily bettered Wilson's specs. On-the-air tests have been very favorable, and transmit audio quality is reported as excellent. There is plenty of receive audio, very clean with no apparent distortion. All of the controls on the top of the HT are easy to operate, and there is a HI-LO power switch on the bottom of the case. I normally leave my Mark II in the low-power position (1 Watt), since the difference in power is only noticeable in fringe areas. Low power reduces the drain on the battery by a fair amount and allows extended operating. Incidentally, the battery is a sealed, single-piece unit small enough to al-

low a second one to be carried in your pocket.

Receiver Description

The receiver is a double-conversion superhet with a MOSFET rf and a J-FET mixer. The first i-f is at 10.7 MHz. A 2-pole crystal filter is used for good intermod and secondary image performance. The signal is downconverted to 455 kHz, passed through a sharp ceramic filter, and then limited and detected. The discriminator uses a ceramic-type transformer and requires no alignment. The receive crystals are in the 14-MHz range and are multiplied directly to $F_0 - 10.7$ MHz by the tuned circuits in the oscillator. Each crystal has individual trimmers for precise adjustment. The total squelched drain of the receiver is 15 mA, which allows many hours of monitoring.

The transmitter oscillator uses crystals in the 12-MHz range. Again, individual trimmers are provided to permit exact frequency adjustment. A phase modulator is used, with mike audio provided by a 2-stage amplifier. A speech clipper is used to prevent over-modulation; full modulation is obtained even when speaking a few inches away from the Mark II. Conventional transistor multipliers get the signal up to 2 meters, and a Motorola MRF 237 is used in the final stage. Incidentally, the 4-Watt Mark IV uses the same final as the Mark II. According to the schematic, the only difference in the two units is the driver transistor. The Mark II uses a 2SC741 and the Mark IV uses an MRF515. Presumably, one could replace the driver transistor, retune, and have a 4-Watt unit for less than the price differential between the Mark II and Mark IV. Maybe there is more to it than that, although I have found that 2.5 Watts is more than enough power anyway.

A solid-state T/R switch is used, and there is absolutely no noise when going from transmit to receive or back. My old HT-200 has an annoying squelch tail under the same conditions, so this characteristic of the Mark II is very welcome.

Construction

The overall construction of the Mark II is very compact, but servicing should be no problem since all the components are easily accessible. The unit is built on one single-sided PCB and uses very conventional parts—there are no custom micro circuits or even ICs. In view of this, I can't help but wonder why it took so long for anyone to develop a miniature HT. I have noticed that the

receiver and transmitter are adjacent to each other; perhaps in the past others have used more restrictive layouts to keep the two functions separated.

Accessories

In spite of its small size, there is room for installation of a touchtone pad or tone squelch option. Conventional desk- and wall-type chargers are available, along with a very attractive speaker-mike for remote operation. A leather case and 12-V car-lighter charger complete the list of accessories.

Operating and Service Manual

An excellent 22-page manual is provided with the Mark II. A detailed technical description is in the manual. Service aids include a foldout schematic, illustrated parts layout, parts list, PCB foil parts overlay, and voltage measurement chart. The manual also contains a section on isolating problems down to individual stages. If service is ever required, all the information one could want is in the operating and service manual. A 90-day parts and labor warranty comes with the Mark II.

What Do You Do With An HT, Anyway?

Like many people who have been on 2 meter FM for a while, I am way past the excitement of 100-mile HT-to-repeater contacts and have discovered that intelligent use of the HT can really enhance many situations. My wife happens to have an amateur license, and we use HTs to keep in touch when we go shopping. The Mark II is small and light enough to fit in her purse, and we can go our separate ways in shopping malls and still easily rendez-

vous by a quick call on the HT. It's also great for garage sales. I wait in the car listening to FM stereo, and if she spots anything interesting inside (like a KWM-2 for \$50.00), I can run in and survey the merchandise. As a matter of fact, she has gotten so attached to the Mark II that I never get to use it and am back to using my old HT-200. *Wilson Electronics Corporation, PO Box 19000, Las Vegas NV 89119; (702)-739-1931. Reader Service number W2.*

Fred Studenberg W4CK
Cedar Rapids IA

Ham Help

I would like very much to use my Radio Shack TRS-80 Level II 16K microcomputer along with an interface to send and receive CW on my Yaesu FT-101E transceiver. However, to this date I have been unsuccessful in removing the bright flashes which appear on the video display when transmitting on any ham band.

One might be inclined to think that the transceiver is entirely to blame for the RFI on the video display, but I must add that the FT-101E does not cause any TVI with my home TV when it is operated in the same place as my video display or any other location in the ham shack.

The video display furnished with the TRS-80 has a "hot chassis," i.e., the chassis or internal system ground is returned to the 120-volt neutral through the power cord. Such a video display might be called an ac/dc power supply by some; the home TV has a conventional power supply. Perhaps the conventional power supply is less likely to have interference from a transmitter.

To this date, I have tried isolation transformers, power line filters, many combinations of bypass capacitors, grounding to the same ground on the FT-101E, ferrite toroid filters, and every combination of any or all of these, and none has removed the flashes on the video display.

I would like very much to hear from anyone who has solved the flashing in the video display.

John P. German W5HBH
807 South Rosemary Drive
Bryan TX 77801

by submitting to me their name, call, mailing address, and ROHO number, along with a one-time fee of \$1.00. Those who do not wish to reactivate are invited to send the information so that they may be included in the ROHO directory. A fact sheet on membership requirements is available for an SASE.

Don Abell WB5SND
6821 West Ave.
San Antonio TX 78213

I would like to modulate the Viking Adventurer transmitter for AM phone (ten meter). I would appreciate any information from anyone who has used this setup. Would an EICO 730 modulator work?

Dennis Hennigan WA1HOG
RFD 2
Pittsfield ME 04967

Can anyone assist me in obtaining a tube for an antique Westinghouse regenerative receiver, an Aeriola Sr., type RF, style 319564, made circa 1910-1920? The tube is a WD-11, Aeriotron, style 319533. The tube base is 4-prong, and has a 1½-volt filament and 22½-volt B+. The receiver is a wooden box, with a wooden chassis, rheostat, tickler, and tuning coil arrangement designed to tune 300-500 meters. I will gladly pay a reasonable price and postage for an original replacement, and welcome any advice on what to do with this nostalgic old door-stop.

Jerry Cohen WD8CJG
2568 Dysart Road
University Hts OH 44118

I am looking for an antenna which is efficient and effective, directional, and will fit in a 50 x 100 foot lot. Any designs, details, or ideas for an antenna, common or unique, would be appreciated very much.

Dennis Duckworth WB2SVR
109 Gilroy Avenue
Uniondale NY 11553

The long-dormant Royal Order of Hootowls has been rechartered, and its members are again burning the midnight oil on 6 meters throughout the Southwest. I am the new custodian, and I'm attempting to contact all amateurs who were members of the original order. Original Owls may reactivate

I need a manual or schematic for a "Moniscope" made by American Electronics Enterprises, Inc., of Long Beach CA.

I also need a manual and a plate transformer for a Gonset GSB-101 power amplifier. I will be happy to pay postage both ways for the manuals so that I could make copies of them.

Neil Preston WB0DQW
7024 Bales
Kansas City MO 64132

I would like to copy or purchase the manual and/or schematic for the Lafayette HE-35 six meter transceiver.

N. W. Zimmerman W7MAF
1815-17th Ave. So.
Great Falls MT 59405

I would like to put in a little request for a used model PLF 6-160 meter allband preamp (for receiver use only). I would also like to find a used 1978 U.S. *Callbook* at a reasonable price.

Paul Tremblay
8 Westfield St.
Biddeford ME 04005

I am looking for stations (including DX ones) for the International Chessplayers Net. The net meets at 2100Z, Sundays, on 14.340. No membership is required.

Rick Wentworth WB9ZJW
100 St. Mary's Blvd.
Green Bay WI 54301

I have a 2 meter power amplifier, the Amcomm 2M2. I would like to use the amplifier for SSB. Could anyone give me some information on the required modification? I have written Amcomm and gotten no results.

P. H. Schuyffel VE3JPP
8 Craggview Dr.
West Hill, Ontario
Canada M1E 4T9

I need a photocopy of an article, which appeared in the 1959 *Radio Handbook*, about a 500-Watt "deluxe" transmitter which used a 7094 in the final.

A. McGinnis WA2DTQ
55 Patton St.
Iselin NJ 08830

I would like to thank the readers who helped me out in my quest for a miniature variable capacitor for the noise bridge construction project. The letters are still coming in.

I had also requested equipment for the Pine Point Experimental School, but I am no longer affiliated with the school and there is no licensed amateur there. I regret the inconvenience caused to those readers who have tried to contact me there.

Walter Kimmel KB0CB
6033 Delafield Avenue
New York NY 10471

I have a Hallicrafters SBT 22 CW-AM-SSB transceiver. It's a military rig, fully solid-state and crystal-controlled. I need any information I can get, such as a schematic and operations manual.

Bill Mellema N3WM
13229 Old Hanover Road
Reisterstown MD 21136

I would appreciate it if anyone who has used Poly Paks' 92CU5177 and 92CU5226 (or any other circuit) to convert telephone touchtones to rotary pulses would please contact me.

Judah Schwartz KA2CES
941 45th St.
Brooklyn NY 11219

Our ham radio club desperately needs a photoelectric tube, the Cetron CE 1, or its equivalent, for an old Bell & Howell 16mm movie projector. It is no longer furnished by the projector manufacturer.

A. H. Russell WB4MAW
Tamiami Amateur Radio Club
2528 Bayshore Road
Nokomis FL 33555

I have an Avanti Moon Raker IV 11m beam, which I would like to convert to 10m. I have written to Avanti and received no results. I would like to know if anyone has converted a Moon Raker, and how I could convert mine.

Cecil R. Trail KA7ACT
Box 486
Asotin WA 99402



IC-701, Your Synthesized Passport

Enter the exciting world of HF DX with ICOM's outstanding, fully synthesized **IC-701**. Globe-spanning QSO's are as easy as hook-up and tune-in. Complete installation requires only a good 50 Ohm antenna and an AC power plug-in. Your **IC-701** comes with everything else you need for beginning DX transmissions, including the matching **IC-701PS** external speaker and power supply, the fine **SM-2** base microphone, and even two built-in VFO's.

Turn on the power, and the world's at your single fingertip. The **IC-701** lets you scan all the Amateur HF bands from 160M to 10M (plus some MARS coverage above and below some of the Ham bands) with one finger. No more fooling around with two or more tuning knobs, and no complicated retuning when you QSY.

When talking on your **IC-701**, you get a 200 watt PEP input signal whose punch is significantly increased by the high quality

built-in RF speech processor. This makes your 200 watts sound like so much more that we recommend you leave the speech processor on all the time.

For adding on frequency memory and remote frequency control, the **IC-701**'s synthesizer is completely compatible with ICOM's **RM2** remote computer controller: and with ICOM's optional **EX1** extension, you can operate with the **RM2** and a linear amplifier at the same time.

Nothing else matches the value and ease of the **IC-701**. Plunge into the excitement of HF DX now, and get the whole HF world with ICOM's **IC-701** LSI system.



IC-701: DXterity

HF/VHF/UHF AMATEUR AND MARINE COMMUNICATION EQUIPMENT

DISTRIBUTED BY:



ICOM

ICOM WEST, INC.
Suite 3
13256 Northrup Way
Bellevue, Wash. 98005
(206) 747-9020

ICOM EAST, INC.
Suite 307
3331 Towerwood Drive
Dallas, Texas 75234
(214) 620-2780

ICOM CANADA
7087 Victoria Drive
Vancouver B.C. V5P 3Y9
Canada
(604) 321-1833

All ICOM radios significantly exceed FCC regulations limiting spurious emissions.

cafeteria on Rich Street, Wellesley, Massachusetts. The doors will open at 10:00 am. Talk-in on .96/.36, .63/.03, .04/.64, and .52. For more information, contact Kevin P. Kelly WA1YHV, 7 Lawnwood Place, Charlestown MA 02129.

COLUMBIA MO APR 7

The Columbia Hamfest will be held on Saturday, April 7, 1979, from 7:00 am to 4:00 pm at the Cosmo Recreation Center, Columbia, Missouri. There will be a large flea market, forums, and a buffet supper on Friday, April 6, 1979, at the Heritage House. Tickets are 4 for \$5.00 in advance and \$2.00 each at the door. Food and camping and hotel/motel accommodations will be available. There will be bingo and a special program for the ladies. FCC exams will be administered for Extra, Advanced, General, and Technician Class licenses. Mail completed form 610 to License Examinations, Central Missouri Radio Association, PO Box 283, Columbia MO 65201. There will be a variety of major and minor prizes including a Kenwood TS-520S and a Wilson Mark II. Talk-in on 3963 kHz, 146.16/146.76 and 223.34/224.94. For ticket information, send check or money order, plus an SASE, to John Malinak WD0AFA, PO Box 283, Columbia MO 65201.

ROCHESTER MN APR 7

The Rochester Amateur Radio Club and the Rochester Repeater Society will hold their Rochester Area Hamfest on Saturday, April 7, 1979, at St. John's School Gymnasium, 490 W. Center St., Rochester, Minnesota. Doors will open at 8:30 am. There will be a large indoor flea market for radio and electronic items, prize raffles, refreshments, and plenty of free parking. Talk-in on 146.22/.82. For further information, contact RARC, c/o K0TS, 2514 N.W. 4th Ave., Rochester MN 55901.

ST. CLAIR SHORES MI APR 8

The South Eastern Michigan Amateur Radio Association will hold its twenty-first annual hamfest on April 8, 1979, from 8:00 am to 3:00 pm at South Lake High School, 21900 E. Nine Mile Road at Mack Ave., St. Clair Shores, Michigan. For additional information, contact Mark C. Wilke WD8RDA, Secretary, 171 Merriweather Road, Grosse Pointe Farms MI 48236.

MADISON WI APR 8

The Madison Area Repeater Association, Inc., will hold its seventh annual Madison Swapfest on Sunday, April 8, 1979, at

the Dane County Exposition Center Forum Building in Madison, Wisconsin. Doors will open at 7:00 am for sellers and exhibitors and at 8:00 am for the public. The Forum Building has over 20,000 feet of space for exhibitors and the flea market. There will be plenty of space for parking, with overnight camping available. Hotel accommodations are also available within walking distance of the Swapfest. There will be door prizes, an all-you-can-eat pancake breakfast, and a Bar-B-Q lunch, as well as free movies throughout the day. Admission is \$1.50 in advance and \$2.00 at the door. Tables are \$3.00 in advance and \$3.50 at the door. Children twelve and under are admitted free. Talk-in on WR9ABT, 146.16/.76. For reservations or information, write M.A.R.A., PO Box 3404, Madison WI 53704.

WEYMOUTH MA APR 21

The South Shore Repeater Association will hold its ham auction on Saturday, April 21, 1979, at Central Junior High School on Broad Street, Weymouth, Massachusetts. The doors will open and check-in starts at 9:00 am for those wishing to participate. Doors will open to the general public at 12:00 noon. The club will share 10% of the sales. Please tag all items with call and description. There will be refreshments and door prizes available. Talk-in on 147.90/.30 and .52. For more details, write South Shore Repeater Association, Town Hall Annex, 402 Essex St., Weymouth MA 02188.

KANSAS CITY MO APR 21-22

The P.H.D. Amateur Radio Association, Inc., of Liberty, Missouri, will sponsor the tenth annual Northwest Missouri Hamfest on Saturday and Sunday, April 21-22, 1979, from 11:00 am to 5:30 pm on Saturday, and from 10:00 am to 5:00 pm on Sunday, at the Kansas City Trade Mart. The Trade Mart is located at the Kansas City Downtown Airport, with easy access to all area interstate highways, with unlimited parking adjacent to the 45,000 sq. feet of exhibition space. Display booth spaces are available at a minimal cost of \$15 for a single and \$25 for a double. For further information, contact L. Charles Miller WA0KUH, 7000 Northeast 120th Street, Kansas City MO 64166, (816)-781-7313.

RALEIGH NC APR 22

The Raleigh Amateur Radio Society will hold its seventh annual hamfest on April 22, 1979,

at Crabtree Valley Mall, US 70 West, Raleigh, North Carolina. General Admission is \$3.00 with activities beginning at 9:00 am. There will be a covered flea market and many prizes which include a Kenwood TS-520S or Icom 211 (your choice), a kilowatt three-element tri-band beam, and a CDE rotator. FCC Amateur exams will be administered at 9:00 am sharp. Talk-in on 146.04/146.64 WR4ACF and 146.28/146.88 WR4AOE. For additional information, details, or reservations, write RARS Hamfest, PO Box 17124, Raleigh NC 27609.

NEWINGTON CT APR 22

The Pioneer Valley Repeater Association will hold its flea market and auction on Sunday, April 22, 1979, from 10:00 am to 5:00 pm at Newington High School, Newington, Connecticut. Tables, chairs, and electricity will be provided. There will be a flea market, an auction, dealer displays and sales, planned family activities, door prizes, free parking, and food service available. For further details, contact Arnie Depascale K1NFE, PO Drawer M, Plainville CT 06062, or Evangelo Demetriou, 38 Volpe Court, New Britain CT 06053.

DIXON IL APR 22

The Rock River Radio Club will hold its 13th annual hamfest on Sunday, April 22, 1979, at the Lee County 4-H Center, 1 mile east of the junction of Rts. 52 & 30, south of Dixon, Illinois. Advance tickets are \$1.50; \$2.00 at the gate. There will be indoor facilities, a camping area, free coffee and donuts from 7:30 am to 8:30 am, prizes, and breakfast and dinner available. Talk-in on 146.52 and 146.37/.97. For advance tickets, mail to RRRRC Hamfest, Chuck Randall W9LDU, 1414 Ann Ave., Dixon IL 61021.

TRENTON NJ APR 22

The Delaware Valley Radio Association and the Lawrenceville Amateur Repeater Group will hold their annual flea market on Sunday, April 22, 1979, from 8:00 am to 4:00 pm, at the New Jersey National Guard 112th Field Artillery Armory on Eggerts Crossing Road off Route 206 in Lawrence Township, Trenton, New Jersey. Advance registration is \$2.00; \$2.50 at the gate with tailgating \$4.00 additional—bring your own table. The selling area is indoors and protected from the weather. There will be ample parking, refreshments, and restroom facilities. Talk-in on 146.52, 146.07/.67, and 147.84/.24. For further informa-

tion and reservations, write D.V.R.A., PO Box 7024, West Trenton NJ 08628.

DAYTON OH APR 27

The 10th annual FM B*A*S*H* will be held on Friday night of the Dayton Hamvention on April 27, 1979, at the Dayton Convention Center, Main at Fifth Street, Dayton, Ohio, from 8:00 pm to 12:00 pm. Admission is free to all hams and their friends. Sandwiches, snacks, and a C.O.D. bar will be available. TV personality Rob Reider WA8GFF and his group will present a floor show. There will be drawings for many prizes, including a complete Drake UV-3 with 144-, 220-, and 440-MHz synthesized modules, power supply, encoder mike, and antenna. For further information, contact the Miami Valley FM Association, PO Box 263, Dayton OH 45401.

WORCESTER MA APR 27

The Central Massachusetts Amateur Radio Association, Inc., will hold its auction and ham flea market on April 27, 1979, at the Main South American Legion Post 341, Main Street at Webster Square, next to Atamian Motors, Worcester, Massachusetts. The doors open at 6:00 pm, with the auction beginning at 7:30 pm. At the auction, 15% of the profits will go to CMARA. The flea market tables are \$5.00 (items \$5 and less only). Dealers are welcome. There will be door prizes, raffles, and refreshments available. Talk-in on 146.37-146.97 and .52. For more information, contact Rene Brodeur WA1LEA, (617)-753-7480, or Dave Penttila K1COW, (617)-885-4995.

SAN JUAN PR APR 28-29

The Radio Club de Puerto Rico will hold its annual convention and hamfest on Saturday and Sunday, April 28-29, 1979, at the Condado Holiday Inn Hotel, San Juan, Puerto Rico. For details, write GPO Box 693, San Juan PR 00936.

WILLIAMSPORT PA APR 29

The West Branch Amateur Radio Association will hold its 15th annual Penn Central Hamfest on Sunday, April 29, 1979, from 11:00 am to 5:00 pm at the Woodward Township Fire Hall, Rt. 220 south from Williamsport. For more information, write Richard Sheasley K3QDA, RD 1, Box 454, Linden PA 17744, or call Tony at (717)-322-6017.

SHREVEPORT LA MAY 4-5

The Shreveport Amateur

Radio Association will hold its annual hamfest on May 4-5, 1979, at the Louisiana State Fairgrounds. Pre-registration is \$3.00; \$4.00 at the door. This is an ARRL sanctioned hamfest.

NEENAH WI MAY 5

The 3-F Amateur Radio Club will hold its annual swapfest on Saturday, May 5, 1979, from 8:00 am to 3:00 pm, at the Neenah Labor Temple, 157 S. Green Bay Road, Neenah, Wisconsin, just off Highway 41 at the Highway 114 or 150 exit. Facilities include a large parking area and a large indoor swap area with a free auction at the end of the day. Food and beverage will be available. Advance admission for tickets and tables is \$1.50; \$2.00 at the door. Talk-in on 52/52. For reservations, write to Mark Michel W9OP, 339 Naymut Street, Menasha WI 54952.

LOGANSPOORT IN MAY 6

The Cass County Amateur Radio Club will hold its second annual hamfest on Sunday, May 6, 1979, from 7:00 am to 4:00 pm at the 4-H fairgrounds, Logansport, Indiana. Go north of Logansport on Highway 25, turn right at Road 100, and follow the QSY signs. Admission is \$1.50 in advance and \$2.00 at the gate. Outside set up is free and undercover set up is \$1.00. Bring your own tables. There will be overnight camping, refreshments, ladies' bingo, and door prizes. Talk-in on 146.52 and Logansport repeater 147.78/18. For information, write Dave Rothermel K9DVL, RFD 4, Box 146G, Logansport IN 46947.

DEKALB IL MAY 6

The Kishwaukee Radio Club and the DeKalb County Amateur Repeater Club will hold their 21st annual indoor/outdoor hamfest on Sunday, May 6, 1979, from 8:00 am to 3:00 pm at the Notre Dame School, 3 miles south of DeKalb between highway 23 and South 1st St. on Gurler Rd., DeKalb, Illinois. Tickets are \$1.50 in advance; \$2.00 at the door. Indoor tables are available or you may bring your own. The outdoor setup is free. Talk-in on 146.13/73 and 94. For tickets and directions, send an SASE to Howard Newquist WA9TXW, PO Box 349, Sycamore IL 60178.

WARMINSTER PA MAY 6

The Warminster Amateur Radio Club will hold its fifth annual "Ham-Mart" flea market and auction on Sunday, May 6, 1979, from 9:00 am until 4:00 pm, at the William Tennent In-

termediate High School, Street Road (Route 132), two miles east of York Road (Route 263), Warminster, Bucks County, Pennsylvania. A registration fee of \$1.00 per car includes one ticket for door prizes. Tailgating is \$2.00 additional. Indoor tables are available for \$3.00 each. Talk-in on 146.16/76 and 146.52. For further information, please write Horace Carter K3KT, 38 Hickory Lane, Doylestown PA 18901, or phone (215)-345-6816.

FRESNO CA MAY 11-13

The 37th annual Fresno Hamfest will be held on May 11-13, 1979, at the Sheraton Inn, Clinton and Highway 99, Fresno, California. The program includes technical talks, swap tables and flea market, transmitter hunt on 2 meters (146.52), QLF contest, ARRL CD appointees meeting, ARRL-FCC forum, commercial exhibits, prizes, eyeball QSOs, prime rib banquet, and more. For full registration and eligibility for pre-registration prize, send in \$17 before April 27, 1979; it's \$19 and no pre-registration prize after that date. Talk-in on 146.34/146.94. For more information, contact the Fresno Amateur Radio Club, Inc., PO Box 783, Dept. HF, Fresno CA 93712.

DEERFIELD NH MAY 12

The Hosstraders Net will hold its 6th annual tailgate swapfest on Saturday, May 12, 1979, at the Deerfield Fairgrounds, Deerfield, New Hampshire. There will be covered buildings, in case of rain. Admission is \$1.00, with no commission or percentage. Commercial dealers are welcome at the same rate. Excess revenues will benefit the Boston Burns Unit of the Shriners' Hospital for Crippled Children. Last year we donated over \$1100.00. Talk-in on .52 and 146.40-147.00. For more information, send an SASE to Joe DeMaso K1RQG, Star Route, Box 56, Bucksport ME 04416, or Norm Blake WA1IVB, PO Box 32, Cornish ME 04020, or check the Hosstraders Net on Sundays at 4:00 pm on 3940 kHz.

VANCOUVER WA MAY 12-13

The Fort Vancouver Hamfair will be held on Saturday and Sunday, May 12-13, 1979, at Clark County Fairgrounds, Vancouver, Washington. Registration is \$4.00 per person which includes a drawing ticket. Tickets are also available at the door. Activities will include contests, seminars, commercial and amateur displays, family events and a large ham radio flea market. Many prizes will be awarded with the grand prize be-

ing an Icom IC-701 HF transceiver and power supply. The fairground facilities include trailer parking and ample car parking. A catered buffet dinner is scheduled for Saturday night with musical entertainment included. Price of the dinner ticket is \$5.00 for adults. For registration, contact Ken Westby W7DYX, Registration Chairman, 606 Miami Court, Vancouver WA 98664.

DAYTONA BEACH FL MAY 12-13

The Daytona Beach Amateur Radio Association, Inc., will hold its first hamfest on May 12-13, 1979, at the Holiday Inn Surfside, Daytona Beach, Florida. For Mom and the kids, there is the "drive-on" ocean beach, and shopping in the oceanside plaza. Advance registration is \$3.00 per family and \$3.50 at the door. For more details, contact Funfest chairman David Rusler WA4ZTT, 1725 Hope Drive, Ormond Beach FL 32074.

SALINE MI MAY 13

The ARROW Repeater Association will hold its annual Swap and Shop on Sunday, May 13, 1979, at the Saline, Michigan, fairgrounds. Admission, including parking on the fairgrounds, is \$1.50 in advance and \$2.00 at the door. There will be food, prizes, and a covered area for trunk sales, as well as indoor tables. Because of Mother's Day, wives will be given free admission. Talk-in on 146.37/97, 223.18/224.78, and 448.5/443.5 MHz. For additional details, write ARROW, PO Box 1572, Ann Arbor MI 48106, or call George Raub AD8X at (313)-485-3562.

BENSENVILLE IL MAY 19

The Radio Amateur Megacycle Society will hold its third Antenna Measuring Contest on Saturday, May 19, 1979, starting at 10:00 am on the grounds of the Flick-Reedy Corporation, corner of Thorndale and York Roads, Bensenville, Illinois. Equipment will be available to measure the gain and swr of 2 meter, 1 1/4 meter, and 70 cm antennas. Equipment for higher frequencies will be brought if advance request is made. Prizes will be awarded for the highest-gain antenna in each category. Refreshments will also be sold. For further details, including directions, write Joe LeKostaj WB9GOJ, 2558 N. McVicker Ave., Chicago IL 60639. Please enclose an SASE.

CADILLAC MI MAY 19

The Wexaukee ARA will hold its 19th annual swap and shop

on Saturday, May 19, 1979, from 9:00 am until 4:00 pm at the National Guard Armory, 415 Haynes Street, Cadillac, Michigan. Tickets are \$2.00. There will be free parking and lunches available. Talk-in on 146.37/97. For more information, contact Robert Bednarick WD8RZL, Publicity Director, Wexaukee ARA, Cadillac MI 49601.

DURHAM NC MAY 19-20

The Durham F.M. Association will hold its annual Durhamfest on Saturday and Sunday, May 19-20, 1979, at the South Square Mall, Durham, North Carolina. Plenty of prizes, exhibits, and programs will be offered, and the XYLs can enjoy shopping. Ladies' bingo will be held on Sunday. Free tailgating spaces, under a covered, drive-in-and-sell flea market, come with a one-time \$3.00 general registration ticket, with vendors and dealers included. Electrical power will be available. Harmonics and unlicensed XYLs are admitted free. Talk-in on 147.825-.225, 146.34-.94, 222.34-3.94. For more information, write DFMA, Box 8651, Durham NC 27707.

BIRMINGHAM AL MAY 19-20

The Birmingham Amateur Radio Club will hold Birminghamfest '79 and the Alabama State Convention on May 19-20, 1979, at the Birmingham-Jefferson Civic Center Exhibition Hall, Birmingham, Alabama. There will be many of last year's exhibitors, including most major manufacturers and distributors. There will also be a huge indoor flea market, lots of exhibit space, meetings, forums, activities, and plenty of free parking. Plans are being made to again offer on-site FCC exams on Saturday morning. Prizes will feature at least three complete HF stations, several VHF rigs, and a home video tape recorder system. The Saturday night banquet will feature the nationally known comedian and Grand Ole Opry member Jerry Clower. Banquet tickets will be available in advance, by mail, while they last. For more information, write Birminghamfest '79, PO Box 603, Birmingham AL 35201.

WEBSTER MA MAY 20

The Eastern Connecticut Amateur Radio Club will sponsor an electronics flea market from 9:00 am until 6:00 pm, with an auction at 1:00 pm, on May 20, 1979, at Point Breeze Restaurant, Webster, Massachusetts. It will be held rain or shine. For more information

Continued on page 156

A Speedy Spinner Mod

— 5,000,000 Hz per minute

Knobify your rig with a minimum of effort.

After purchasing a Kenwood 820 and a Kenwood TS-700A last year, I discovered that something was missing on these two superb rigs. They needed spinner knobs so that I could QSY rapidly across the bands. So I developed a knob that can be affixed to just about any type of receiver or transceiver with a minimum of effort.

To build your own knob, refer to the labeled parts shown in Photo A.

Step 1. Place no. 2 over no. 1 and no. 3 over no. 2. Use a rivet tool or a punch on the no. 1 stem to flange it. After the stem has mushroomed, place a drop of 30-weight oil or white lube around it to ease rotation. After that, use emery paper on the base of no. 1

so that the epoxy has a good surface to adhere to.

Step 2. Epoxy no. 4 to no. 5 and let it set 10 minutes. Press no. 5 into no. 6, and then epoxy no. 7 into no. 6 and no. 8 on top of no. 6. This completes the knob.

Step 3. Take the completed top portion and lubricate the stem, no. 4 (white lube), and press it in-

to the bottom section. The knob is now ready for mounting.

Step 4. Before mounting, make sure that both the knob surface and the rig surface are clean of oil and grease. Apply epoxy on the outer edge of the big knob and let it set for at least one hour. Then QSY rapidly across the ramps. ■

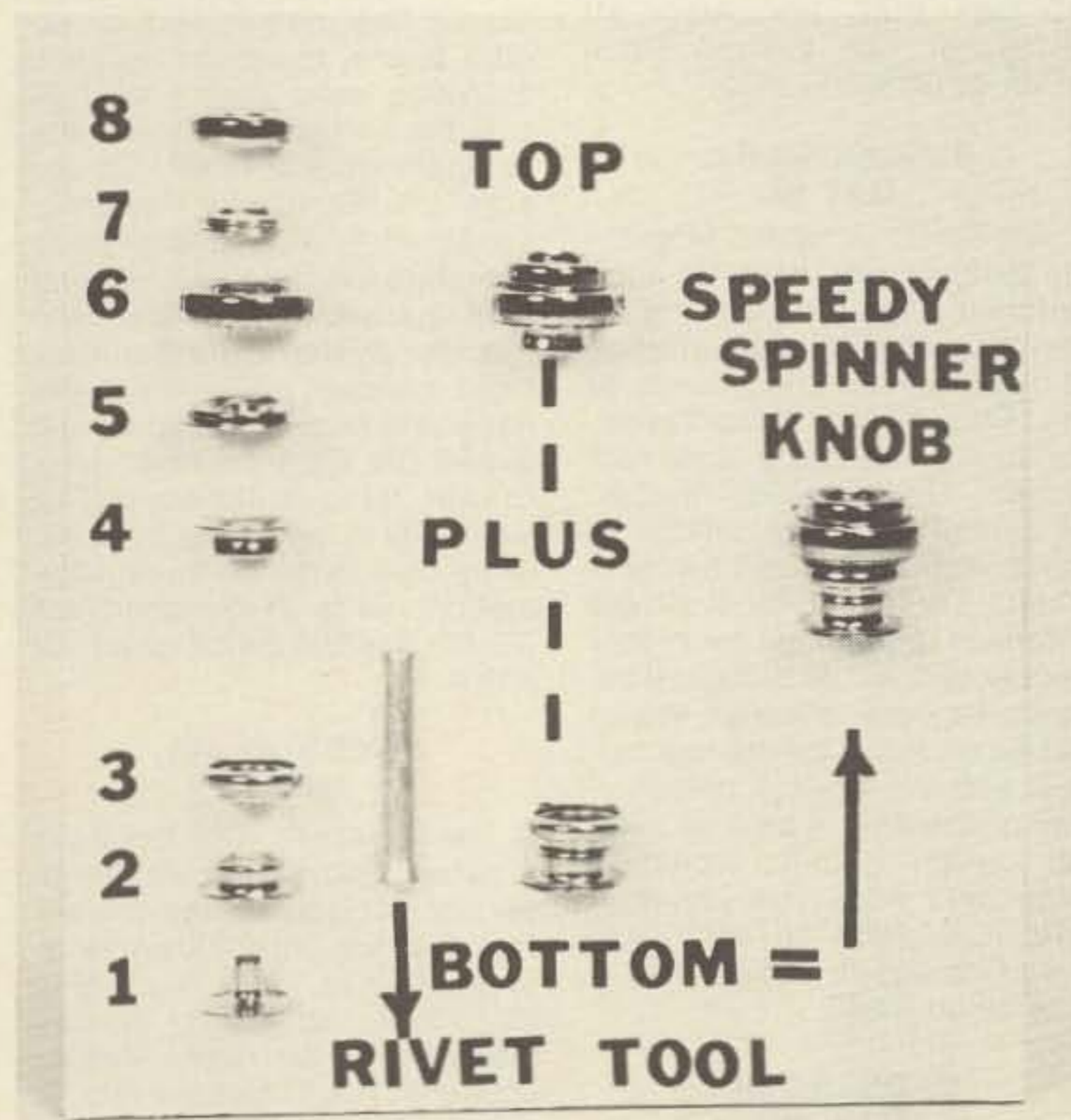


Photo A. Parts and their order for knob assembly.



Photo B. Spinner knob on the TS-700A.

Parts List

5-minute epoxy	\$1.59
E Z heavy-duty snap fastener, no. 751	2.00
Prims halo buttons, 212-24 9/16"	.70
Prims halo buttons, 212-30 3/4"	.70

NEW MFJ-962 1.5 KW Versa Tuner III

For \$159.95 you can run up to 1.5 KW PEP and match everything from 1.8 thru 30 MHz: coax, balanced line, random wire. Built-in balun. SWR, dual range forward and reflected power meter. Flexible six position antenna switch. Outstanding value.

FREE MFJ LOGBOOK . . .

Just ask your MFJ dealer to demonstrate these 1.5 KW Versa Tuner IIIs. Logbook quantities are limited.



\$159⁹⁵

The NEW MFJ-962 1.5 KW Versa Tuner III lets you run up to 1.5 KW PEP and match any feedline continuously from 1.8 to 30 MHz: coax, balanced line or random wire.

This gives you maximum power transfer to your antenna for solid QSO's and attenuates harmonics to reduce TVI and out-of-band emission.

An accurate meter gives SWR, forward, reflected power in 2 ranges (2000 and 200 watts).

A flexible six position antenna switch lets you select 2 coax lines thru tuner or direct, or ran-

dom wire and balanced line.

A new all metal, low profile cabinet gives you RFI protection, rigid construction, and sleek styling. Black finish. Black front panel has reverse lettering. 5x14x14 inches. A flip down wire stand tilts tuner for easy viewing.

Efficient, encapsulated 4:1 ferrite balun. 500 pf, 6000 volt capacitors, 12 position inductor. Ceramic rotary switch. 2% meter.

Built-in quality. Every single unit is tested for performance and inspected for quality. Solid

American construction, quality components. One year limited warranty.

For your nearest MFJ dealer, call toll-free 800-647-1800. Stop by your dealer. Compare it feature for feature with other tuners. Compare its value, its quality and its performance.

After a truly side by side comparison, you'll be convinced that its value, quality and features make it a truly outstanding value.

Why not visit your dealer today? If no dealer is available order direct from MFJ.

MFJ-961 1.5 KW VERSA TUNER III has balun, six position antenna switch. Matches coax, balanced line, random wire, from 1.8 to 30 MHz.



6 position antenna switch lets you select 2 coax lines thru tuner or direct, or random wire and balanced line.

\$139⁹⁵

The MFJ-961 1.5 KW Versa Tuner III gives you a flexible six position antenna switch. It lets you select 2 coax lines thru tuner or direct, or random wire and balanced line.

Run 1.5 KW PEP. Match any feedline from 1.8 to 30 MHz: coax, balanced line, random wire.

Gives maximum power transfer. Harmonic attenuation reduces TVI, out of band emissions.

Black all metal cabinet. Black front panel has reverse lettering. Flip down wire stand tilts tuner. 5x14x14 inches.

Encapsulated 4:1 ferrite balun. 500 pf, 6000 volt capacitors, 12 position inductor, ceramic switches. SO-239s, ceramic feedthrus. One year limited warranty.

Every single unit is tested for performance and

inspected for quality. Solid American construction, quality components.

For your nearest MFJ dealer, call toll-free 800-647-1800. Visit your dealer and compare. You'll find real value.

Why not see the NEW MFJ-961 1.5 KW Versa Tuner III at your dealer's today? If no dealer is available order direct from MFJ.

FOR YOUR NEAREST DEALER OR FOR ORDERS


CALL TOLL-FREE 800-647-1800

Order any product from MFJ and try it. If not delighted, return within 30 days for a prompt refund (less shipping).

Order today. Money back if not delighted. One year limited warranty. Add \$8.00 shipping/handling.

For technical information, order/repair status, in Mississippi, outside continental USA, call 601-323-5869.

Order By Mail or Call TOLL FREE 800-647-1800 and Charge It On



MFJ ENTERPRISES, INC.

P. O. BOX 494

MISSISSIPPI STATE, MISSISSIPPI 39762

A Variable Bandpass Active Filter

— extremely simple design

Clean up those sine waves!

Allan S. Joffe W3KBM
1005 Twining Road
Dresher PA 19025

The op amp configured to produce an "active filter" is of general interest to the present-day ham for several reasons. His activities span a greater range of technology, op amps are rather inexpensive, and the final filter is a

small unit that usually does a big job in a simple manner.

The bandpass type is rather useful for voice, CW, or RTTY modes, but the usual versions suffer from the lack of a dial pot to vary the bandwidth without substantially affecting the design center frequency.

Fig. 1 shows a familiar bandpass filter without the variable bandwidth ele-

ment. Fig. 2 shows the same circuitry with adjustable bandwidth and values for a center frequency of about 800 Hz. Using 5% value components, the measured peak frequency locked out to be 820 Hz with the variable pot turned fully clockwise. This position is the broad position of the filter. With the pot turned fully counterclockwise (the sharp position of the filter), there is a slight shift of the center frequency to 865 Hz, but to the ear this is not detectable.

In the broad position of the filter, the bandwidth at the 3 dB downpoints is a measured 718 Hz. The bandwidth at the 10 dB downpoints is 1890 Hz. In the sharp position, the bandwidth at the 3 dB downpoints is 275 Hz and 800 Hz at the 10 dB downpoints of the response curve. Naturally, as the pot is rotated, you can generate a series of bandwidths between these maximum and minimum limits.

With a plus and minus nine-volt supply for the 741 op amp, the available out-

put swing is about five volts rms. There is a difference in the input sensitivity between the sharp and broad positions of the bandwidth control pot. In the sharp position, it takes about 1.2 volts in to produce the five volts out. In the broad position, this input voltage rises to about 2.7 volts.

The filter demands an input resistance of no more than 22k Ohms from the input terminal to ground, especially when the bandwidth control is set to the sharp position. If this condition is not met, the filter will oscillate, a fact that may come in handy. To illustrate, set the bandwidth pot to the maximum sharp position without any input termination. A scope on the output will show a sine wave with clipped peaks. If you slowly back off the bandwidth control, the clipped peaks will go away, leaving you with a rather nice clean sine wave that also has excellent frequency stability. The frequency of this oscillation will be close to 77% of the center frequency of the filter. ■

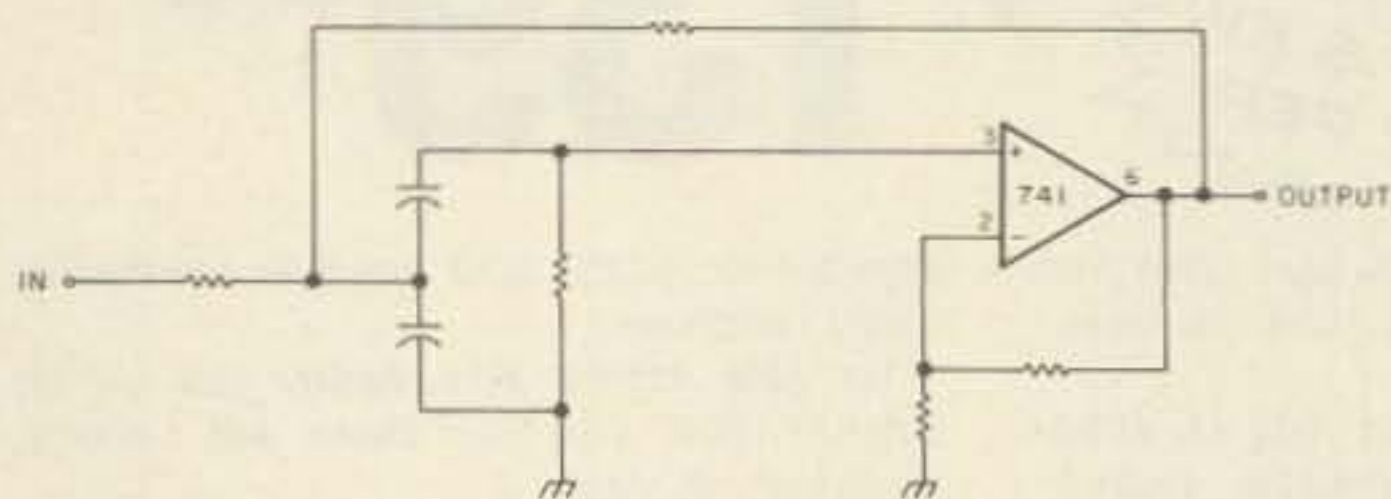


Fig. 1. Fixed bandwidth.

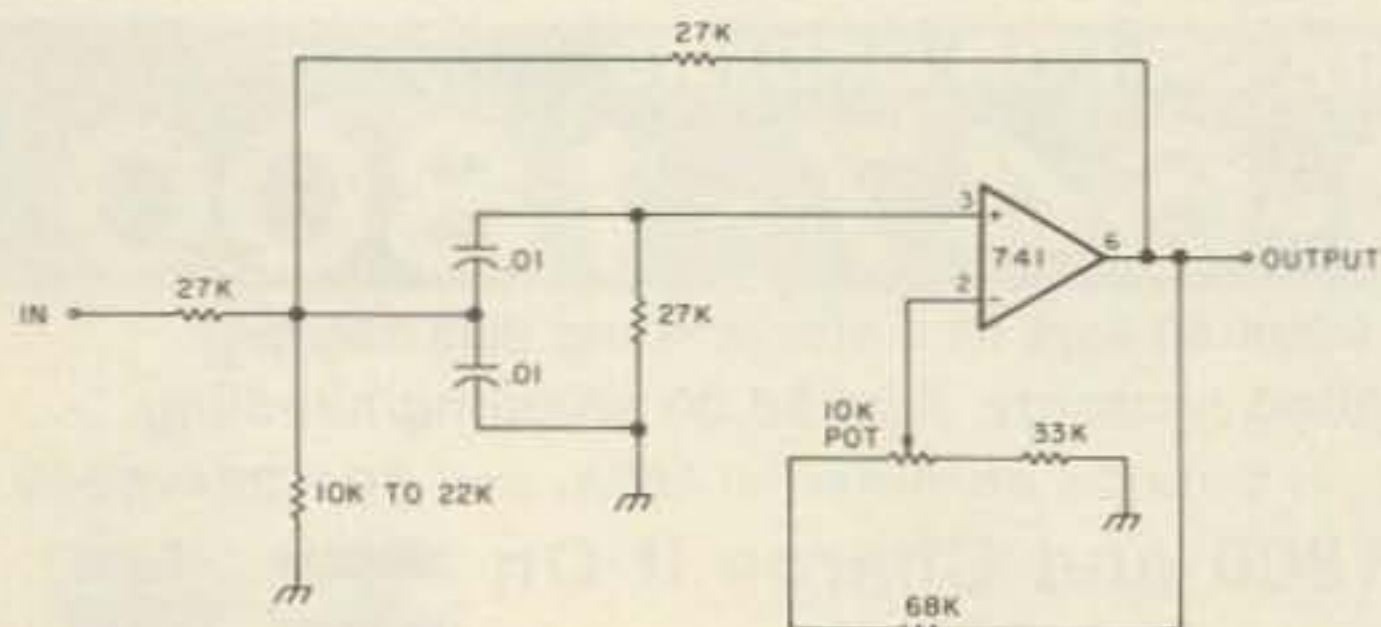



Fig. 2. Variable bandwidth.

The best buy on the market today!



PS15C



PS25M



PS3012

Vhf engineering HIGH QUALITY POWER SUPPLIES

15, 25 and 30 amp regulated power supplies with fold back current limiting, over voltage and transient protection. Also, output voltage and current meters.

You might find a cheaper power supply, but you can't find one as well built with top quality components. Other power supplies with lighter weight transformers and components are no match for the VHF Engineering power supplies.

115/230 volt input — 50/60 cycle • Overvoltage protection • Fold back output limiter • Isolation from ground. The circuit is isolated from the case and ground. • Load regulation: 2% from no load to full load • Output voltage: adjustable 11 to 15 volts • Ripple: 50mV at rated current • Temperature range: operating 0 to +55 C • Black anodized aluminum heatsink.

PS15C	10 Amps cont.	15 Amps intermit. (50% duty cycle)	11½ lbs.	\$134.95
PS25C	20 Amps cont.	25 Amps intermit. (50% duty cycle)	20½ lbs.	\$169.95
PS25M	Same as PS25C with meters			\$189.95
PS3012	25 Amps cont.	30 Amps intermit. (50% duty cycle)	25 lbs.	\$274.95

AVAILABLE ONLY AT THESE AUTHORIZED DEALERS

CALIFORNIA

C & A Electronic Enterprises, Carson, CA 90745, Ph. 213-834-5868
Tele-Com Electronics, San Jose, CA 95121, Ph. 408-274-4479
Zackit Corporation, Vallejo, CA 94590, 707-644-6676

COLORADO

A.E.S. Communications, Wes-Com, Colorado Springs, CO 80909,
Ph. 303-475-7050

FLORIDA

Amateur Electronic Supply, Orlando, FL 32803, Ph. 305-894-3238
N & G Distributing, Miami, FL 33126, Ph. 305-592-9685
VHF/JAX, Orange Park, FL 32073, Ph. 904-264-7176

GEORGIA

Creative Electronics, Marietta, GA 30065, Ph. 404-971-2122

ILLINOIS

Klaus Radio, Peoria, IL 61614, Ph. 309-691-4840
Spectronics, Oak Park, IL 60304, Ph. 312-848-6777

IOWA

Bob Smith Electronics, Fort Dodge, IA 50501, Ph. 515-576-3886

MASSACHUSETTS

Tufts Radio Electronics, Medford, MA 02155, Ph. 617-395-8280

MICHIGAN

Adams Distributing, Detroit, MI 48228, Ph. 313-584-4640
The Ham Shack, Kentwood, MI 49508, Ph. 616-531-1976

MINNESOTA

PAL Electronics, Minneapolis, MN 55412, Ph. 612-521-4662

MISSOURI

Alpha Electronic Labs, Columbia, MO 65201, Ph. 314-449-1362

NEBRASKA

Communications Center, Lincoln, NE 68504, Ph. 402-466-3733

NEVADA

Communications Center West, Las Vegas, NV 89106, Ph. 702-647-3114

NEW YORK

Barry Electronics, New York, NY 10012, Ph. 212-925-7000
Delmar Electronics, W. Babylon, LI, NY 11704, Ph. 516-420-1234
VHF Communications, Jamestown, NY 14701, Ph. 716-664-6345

OHIO

Universal Amateur Radio, Reynoldsburg, (Columbus) Ohio 43068
Ph. 614-866-4267

OKLAHOMA

Derrick Electronics, Broken Arrow, OK 74012, Ph. 918-251-9923

PENNSYLVANIA

LaRue Electronics, Scranton, PA 18509, Ph. 717-343-2124

SOUTH DAKOTA

Burghardt Amateur Center, Watertown, SD 57201, Ph. 605-886-7314

TEXAS

AGL Electronics, Dallas, TX 75234, Ph. 214-241-6414
Madison Electronics Supply, Houston, TX 77002, Ph. 713-658-0268

VIRGINIA

Radio Communications, Roanoke, VA 24016, Ph. 703-342-8513

WASHINGTON

A-B-C Communications, Seattle, WA 98155, Ph. 206-364-8300

WISCONSIN

Amateur Electronic Supply, Milwaukee, WI 53216, Ph. 414-442-4200

CANADA

Bytown Marine Ltd., Ottawa, Ontario, Can. K2H 7V1, Ph. 613-820-6910
Traeger Distributors, Richmond, BC, Can. V6X 2A7, Ph. 604-278-1541

Vhf engineering ✓V5

DIVISION OF BROWNIAN ELECTRONICS CORP.

Prices and specifications subject to change without notice.

What About an Active Antenna?

— here's a look at one

Mixed results.

Carl C. Drumeller W5JJ
5824 NW 58 St.
Warr Acres OK 73122

What's an active antenna? Usually, it is an antenna—often much smaller than normal size—that contains an amplifier in its structure. The amplifier is intended to bring signal strength up to a level comparable to that provided by a full-size antenna.

Recently, an importer commissioned this writer to investigate the capabilities of an active antenna. It's a model YN-1000B SKYNIX Electronic Anten-

na. The accompanying information makes no mention of the manufacturer, or even of the nation in which it was made. This arouses a strong suspicion that it is a "bootleg" copy of a similar antenna developed in Germany about 15 years ago.

The supplied information claimed a frequency range from 150 kHz (the European long-wave band) through 108 MHz (the FM broadcast band). This range makes use of two internal amplifiers, one with 15 dB gain for all the entertainment broadcast bands, and one of 10 dB gain for

the shortwave bands. The internal amplifiers operate on 12 V dc, draw 8 mA, and require a negative ground.

Armed with this information, I set up a test bench. The active antenna was mounted on a ground plane simulating a car body. Leads were run to two other antennas for comparison. One antenna was a 15-foot length of wire strung up in the same room with the active antenna, thereby putting the two under equal site limitations. The third antenna was a multiband (trap) dipole at a height of fifty feet. Provision was made for rapid shifts among the three antennas.

A general-coverage receiver, the Yaesu FRG-7, was selected for the test, and since the trap antenna would have quite good response on the amateur bands, to make a fair comparison, it was necessary to avoid checks too near amateur frequencies.

The results obtained are shown in the accompanying tabulation. (See Fig. 1.)

No attempt will be made to explain the very wide variations, as no consistent pattern was established.

It is evident, though, that the active antenna finds its best application in receiving signals in the 540-to-1650-kilohertz frequency range. It's quite impressive to see an antenna only 15¼ inches long bring in signals as well as (or even better than) an antenna twelve times as large! It's possible that it might display equal ability in the VHF-FM bc band, but I had no receiver in that range with sufficient internal shielding, or a dependable S-meter; therefore, no test was made in that range.

To sum up, this one version of an active receiving antenna should be quite acceptable for reception in the MF AM bc spectrum, tolerable in some portions of the HF spectrum, and quite unsatisfactory in other HF ranges. There are other active antennas marketed in this country and in England that may be fully satisfactory. ■

Frequency in kilohertz	Meter Deflection		
	Inside Antenna	Active Antenna	Outside Antenna
640	S9 + 10 dB	S9 + 20 dB	S8
940	S9 + 5	S9 + 5	S9
1560	S9	S6	S9 + 15
6150	S9	S0	S9
9000	S9 + 15	S9	S9 + 20
10,500	S9 + 15	S9	S9 + 20
11,800	S7	S0	S9 + 10
15,100	S9 + 15	S9	S9 + 10
21,500	S9 + 15	S9 + 15	S9 + 20
27,000	S9 + 20	S9 + 10	S9 + 25

Fig. 1. Tabulated results.

tune up . . .

for spring

and summer contests

Switch your transmitter into one of our dummy loads for off-the-air testing without worry about a pink ticket. All catalog dummy loads are monolithic 52-ohm non-inductive units for low VSWR to 230 MHz or above. High power loads are oil cooled with high temperature warning light.* All units use standard UHF connectors (SO-239). Precision meters on combination units show your transmitter's power output in four calibrated ranges.

* Units with warning lights require 120 VAC, 6 W for warning light circuit.



Model 333 Dummy Load Wattmeter

Ideal field service unit for mobile 2-way radio—CB, marine, business band. Best for QRP amateur use, CB, with zero to 5 watts full scale low power range.

specifications

Frequency Range DC to 300 MHz

VSWR Less than 1.3:1 to 230 MHz

Power Range 250 watts intermittent

Wattmeter Ranges

. 0-10, 0-50, 0-125, 0-250

Connector SO-239

Size 4" x 7" x 8"

Shipping Weight 2 lbs.

Model 334A Dummy Load Wattmeter

Our most popular combination unit. Handles full amateur power. Meter ranges individually calibrated. Can be panel mounted.

specifications

Frequency Range DC to 300 MHz

VSWR Less than 1.3:1 to 230 MHz

Power Range

. 1000 watts CW intermittent. Warning light* signals maximum heat limit.

Wattmeter Ranges

. 0-10, 0-100, 0-300, 0-1000

Input Connector

. SO-239 (hermetically sealed)

Size 4 3/4" x 9" x 10 1/4"

Shipping Weight 12 lbs.



Model 374 Dummy Load Wattmeter

Our highest power combination unit. Rated to 1500 watts input (intermittent). Meter ranges are individually calibrated for highest accuracy.

specifications

Frequency Range DC to 300 MHz

VSWR Less than 1.3:1 to 230 MHz

Power Range

. 1500 watts DC intermittent. Warning light * signals maximum heat limit.

Wattmeter Ranges

. 0-15, 0-50, 0-300, 0-1500

Input Connector

. SO-239 (hermetically sealed)

Size 4 3/4" x 9" x 10 1/4"

Shipping Weight 12 lbs.



Model 384 Dummy Load

For high power when all you need is the load.

specifications

Frequency Range DC to 300 MHz

VSWR Less than 1.3:1 to 230 MHz

Power Range

. 1500 watts intermittent. Warning light* signals maximum heat limit.

Connector

. SO-239 (hermetically sealed)

Size 4 3/4" x 9" x 10 1/2"

Shipping Weight 12 lbs.



B23

BARKER & WILLIAMSON, INC.

• Canal Street • Bristol, Pennsylvania 19007
(215) 788-5581

ou goons don't ever proof
lousy manuscripts from bab
burch of rock on
you liard y part in
I insist that you print ev
tell Ma Bell that she shou

LETTERS

from page 10

ly dropped A-1. Just within the past year I decided to go for DXCC and have over 110 confirmed with 40-plus more hopefully en route.

Wish you would change the tenor of your "Never Say Die." Then I probably would drop another ham magazine in favor of 73.

John H. Pitman W1LY
Quechee VT

CARPING

I have read your magazine for a number of years and do enjoy it. However, I am disturbed at your continual carping at the ARRL, not because the ARRL does not merit considerable criticism, but because at no time have you offered us a suitable alternative.

Most organizations such as the ARRL do become inflexible and self-protective. However, challenging them directly as you do merely increases their tendency to insulation and isolation.

You have the means and, I assume, the staff necessary to develop an organization that might effectively represent the ham radio community. I can visualize an organization, not unlike the National Rifle Association, that could be a potent lobby.

Perhaps rather than indulging in ineffective criticism of the ARRL, you could invest some of your tremendous energy in the development of a real alternative organization, functioning solely in the interests of amateur radio.

Edward M. Schneider, M.D.
AA6O
Woodland Hills CA

Well, Edward, you've raised some points that perhaps should be discussed. I am often asked why I don't start a second national amateur radio organization and some answers are called for.

The question can be approached better by dividing it into parts. First, why I haven't started one in the past. Second, why I don't start one now. Some of the past history has been covered in a recent editorial. Beyond that, without going into the depressing details, I can honestly say that there has

been no time when I had either the money or the time needed to get something going.

That brings us up to the present. Why not get an organization started now to do all of the things which the ARRL should be doing but isn't? My feeling is this... since the whole future of amateur radio rests upon what frequencies we end up with after WARC this fall, and since little can be done to influence that event at this late hour, perhaps it's best to wait and see what we have left, if anything, to work on.

The organization which I have in mind would be constructed quite differently from the League. It would be based primarily on a local foundation, with very little power in the national organization. We might call it the Institute of Amateur Radio, but perhaps better would be an International Amateur Radio Lobby (IARL). This would be more in keeping with the goals of the organization. I've belonged to several national organizations which were set up in this way and which function much better than the ARRL as a result.

I see the thrust of the IARL as being on three fronts, all of a lobbying nature. Firstly, there would be a lobby in Washington which would make the FCC aware of the rule changes which amateurs desire. This lobby would push to get these rules accepted, using pressures on the FCC and Congress for this end. I still have the concept of a yearly or semi-yearly conference of the IARL chapters where rule changes would be proposed, discussed, and voted on. This would be almost identical to the system used by the ITU.

Secondly, I see a need for a lobby on a national level. This would be on the order of "Hobby Lobby," for those of you with longer memories. This "lobby" would organize material on amateur radio for newspapers, magazines, television, radio, etc. The main purpose of this effort would be to make amateur radio known and appreciated by the whole country. It would also help interest more people in amateur radio, which wouldn't hurt.

Perhaps even more important in the long run would be international lobbying for amateur radio. This effort would in-

troduce amateur radio into smaller countries and build up a world appreciation for the value of amateur radio. This could reflect to our advantage at future ITU meetings. An international lobby would work with the national ham groups in foreign countries to improve amateur frequency allocations in the future.

Being realistic about the cost of the three lobbying efforts, including the estimated costs of offices, experienced people, travel, telephone, newsletters, etc., we're looking at a minimum cost of \$750,000 per year. That comes to about \$2 per licensed U.S. ham, which certainly seems reasonable. But by the time you take into consideration the 50% of the hams who are resistant to paying for such a service plus the costs of collecting the needed funds, issuing membership cards, keeping records, sending invoices, statements, etc., you're looking at more like \$10 per amateur. It's a formidable administrative job.

Most of us have come to equate the service of a national organization with observable benefits such as contests and certificates. I suspect that the IARL would have to run a full set of contests just to establish visibility. While I personally am a contest fan, you may have noticed that I've kept 73 pretty much out of the contest business, feeling that we have enough contests already. Would the IARL have to run VHF contests, a national contest, an international contest, and perhaps a satellite contest?

Let's see, what else does the ARRL do besides run contests and publish? I think that about covers it. If the ARRL runs contests, lobbies on three levels, and publishes, it should be a viable organization.

There are some serious questions that need answering. For instance, do you prefer a membership which is tied inflexibly to a subscription to the magazine? Keeping separate records is a lot more expensive than doing both together, so a combination IARL membership and subscription to 73 would be cheaper. On the other hand, there might be some amateurs who would prefer not to support an organization devoted to promoting amateur radio and yet would want to read the magazine. Let me know what you think of that.

Another question is one of officers. Would you prefer to have a national election which would select the president of the Lobby, or would you like to go with the ARRL system where the directors select the president and manager? The ARRL

system is quite parallel to that in the Soviet Union where the Politburo elects the president and party chairman.

It is tempting to set up a new organization with controls which would make it either difficult or impossible for someone to lose control. This was the system that Hiram Percy Maxim used when he set up the ARRL. The problem with that system was that it resulted in a good deal of infighting and politics within the League as people struggled for control... a control that was almost impossible to upset. I'd prefer to avoid this pitfall. What's your thought on this?

For that matter, are there any clubs which feel that the idea of setting up lobbies on three levels is good enough for them to align with? They would thus become a local chapter of the IARL, should such an organization be desirable.

I admit that I should have come up with this plan years ago and should have organized my business and personal life so as to implement it... but I didn't. So, if it turns out not to be too late for such an idea, are you with it or against it? And how about that \$10? That's consistent with what other national organizations charge, by the way.

Please advise.—Wayne.

NO WINNERS?

After having read your editorial in the December issue, "Never Say Die" seemed to me to be an inappropriate title. Your comments on WARC read as if Wayne Green as well as the ARRL have given up on amateur radio. Statements like "Having been an avid ham for some 40 years, I'll sure hate to lose it. It's been a big part of my life..." tend to put "gloom and doom" in capital letters. So if you insist on using "Never Say Die," at least make it mean something—especially now. Make those 40 years of experience count. You're in a position to do so.

Since, like yourself, no one has asked for my opinion, I too feel free to comment. Just as an amateur station is more than a collection of radio gear, so ham radio itself is more than just a hobby. How much more is a matter of record and, in spite of what we as individuals feel concerning the League, it maintains a large file on ham radio as a public service. Hams may not be unknown to the general public, but they're not a household word, either. If ham radio is on the way out, the American public deserves to know what it's losing. That in-

THE COMMODORE (P)ersonal (E)lectronic (T)ransactor


The PET 2001 microcomputer is a complete turn-key computer with a number of features especially applicable to ham radio.

- Heavy duty steel cabinet for RF shielding and rugged use.
- 6502 CPU, 8K user RAM (expandable), 14K operating system with 10 digit BASIC, file control system, cassette operating system. This is one of the fastest interpreter BASICS available.
- 72 Key Keyboard with all ASCII characters available without shift. Lower case and graphics available with shift.
- 9" CRT with clean, high resolution display.
- Program editing uses movable cursor to INSERT & DELETE characters ANYWHERE on the screen! No need to retype lines.
- Built in real-time clock and interval timer. RTTY and MORSE programs available which transforms the PET into a complete computerized RTTY /CW terminal.
- Memory expansion bus allows 65K RAM, ROM, and I/O expansion.
- Two I/O methods standard: 8Bit parallel port w/handshake, and IEEE-488 bus for multiple peripherals. IEEE supports high speed 8 bit transfer to any of 15 different devices on-line simultaneously
- PET floppy and PET printer with advanced features available



Documentation now includes "PET Communication with the Outside World" which outlines use of the memory expansion bus, IEEE bus, parallel port, file control system, etc. PET Computer with Basic BASIC programming course (free) **\$795**

add on full sized keyboard for fast typing **\$125**
WRITE FOR A LIST OF THE LATEST IN ACCESSORIES FOR THE PET



SPECIAL PACKAGE DEAL!!!

KIM-1, power supply, 2 excellent books: "The First Book of KIM" and Programming a Microcomputer: 6502". This is probably the best tutorial package on microcomputers available. Includes listings of over 50 utility and game programs! Special Package: KIM, with 3 manuals power supply, plus both books listed above, EVERYTHING NEEDED TO LEARN AND USE AN ADVANCED MICROCOMPUTER List Price: **\$238.00**, Now save over 10% - **\$209.00!**

KIM-1 A COMPUTER FOR HAM RADIO APPLICATIONS

Features include:

- Completely self contained with cassette tape interface, 1K RAM, 2K ROM monitor, 400 pages documentation.
- Keyboard (Input) Monitor (KIM) allows entry, debug, and execution of programs using the 23 key keypad and 6 digit LED display, OR use a standard ASCII terminal with KIM's 20 ma. current loop interface. Up to 9600 baud.
- Powerful 6502 microprocessor, now second sourced by 4 manufacturers (plus Commodore/Mos). 13 addressing modes and advanced architecture result in an efficient, fast, and easy to program computer.
- 15 programmable I/O lines and 2 programmable interval times allow the KIM to execute complex "real-time" programs with a minimum of programming overhead. Radio teletype, and other "timing sensitive" applications are simple.
- Expand to 64K RAM, etc. via the 22/44 pin expansion bus.
- Expand with a full size or minifloppy disk from HDE (write) The KIM bus is now supported by numerous manufacturers including Rockwell Int'l, Synertek, RNB, HDE the Computerist.
- Well proven design-over 40,000 in the field. KIM-1 with documentation **\$179.00**. Power supply, 5V and 12V, 8-V at 4 amps, 16 V at 1 amp **\$40.00**. KIM 4 motherboard **\$119.00** HDE 8K RAM **\$169.00**, 3 for **\$465.00!** HDE proto board **\$49.50**.

PLAINSMAN MICRO SYSTEMS



✓ P42



P.O. Box 1712 Auburn, Al. 36830

Call toll free 1-800-(633)-8724 Continental U.S.

(205)745-7735

except Alabama

ALL ITEMS ASSEMBLED/TESTED
WARRANTED FOR AT LEAST 90 DAYS

cludes RACES, MARS, and 73 Magazine. Now is as good a time as any to take an objective look at the whole amateur scene. We can't do it—we're too prejudiced. Someone has to pull ham radio out from under its rock and put it in the spotlight for a few minutes. If the amateur service goes, then commercial and military frequencies may not be sacrosanct either, and Americans may need more than the Citizens Radio Service can offer sometime in the near future.

The WARC '79 conference has been getting about as much national publicity as my last birthday. Ditto amateur radio. The time has come to reach into the dustbin of public service and use it for all it's worth. I propose a network television documentary on the whole shootin' match, written on a level of quality approaching that of *National Geographic*, fully researched, and with films and interviews of those who have been involved on both ends. Let's cover ham radio right from the beginning. If it's on its way down, it might as well go down swinging.

A project of this magnitude takes time, a lot of research, a lot of leg work, a lot of convincing, a lot of good old-fashioned salesmanship, and a lot of bucks. Most of us don't qualify in any of the above areas. Maybe Wayne Green does. Does 40 years of experience agree with my proposal or not?

Nobody has to convince a ham on the value of his hobby—convince the ones who have never heard of it. Amateur radio needs, and perhaps even deserves, national support. But if voter turnout is any indication of American apathy, then we need a lot more than a few local newspaper articles once in a while. All of us seem to require a constant reminder of our past, our present, and our future. My proposal is just a shot in the arm.

If amateur radio is no solution to third-world problems, then neither is its demise. If the African nations get the frequencies they want, can they use them as efficiently as others could? Will it take years for them to implement systems which we already have? I suspect that this latest conference in Geneva may well come out with no winners.

**Lee Hughes WA2VPH
Moravia NY**

SUCH IS LIFE

Having decided to try my hand at color film and print processing, and seeking a means of working a "good" timer into the budget, I dug out the July '76

issue of 73 with the W1HCl story, "Dependable Timer—for darkroom, repeater, etc." In the same issue is Al Plavcan's schematic for the low priced frequency counter, and this, of course, invited grafting parts of his schematic to that of the timer to give not only a programmable timer but also a straight 0-99 second timer for monitoring the time in the various solutions with digital readout.

I am busily hunting sources, prices, etc., for the few chips needed and expect to wind up with a precise unit at a cost far below that asked for a "normal" darkroom timer.

This prompts me to suggest that you cast about among your many contacts to see if you could stir up a circuit for a home-brew color analyst circuit. The prices asked for such as these are beyond the affordable range of the casual photo nut, and I just bet that a reliable circuit could be put together by a brother ham!

What is needed most sorely is a means of determining the subtractive filtration needed to accommodate the color negative, taking into account the particular characteristics of the print paper. This latter information is printed on each package of paper, at least by Eastman, and surely by all of the others.

I sincerely appreciate the inclusion of "other than radio" items; this is what makes 73 my favorite source.

All of my issues are carefully maintained, readily accessible, and I need not tell you how valuable they are as a constant source of reference.

My ham subscriptions are now limited to just two. I finally dropped the old traditional one, for two reasons: 1. Greater mileage obtained from the other two in the amount of usable material. 2. I grew to resent the rather lofty attitude assumed on the few occasions wherein I wrote to ask for clarification of a few technical points.

Apparently I had "sinned" some years earlier when I took occasion to express my thoughts about the seeming lack of proper support for the efforts of Ted Cohen and his "TV/Hi-Fi Task Force." I felt that if there was any specific area wherein the League should show real leadership in the way of aggressive action, this was it. Ted went about the problem extremely realistically and scientifically and laid the foundation for easing one of the most urgent problems of these times, the matter of improperly designed and constructed solid-state entertainment equipment which invited

interference from the cleanest of transmitters.

I waited to indulge in color TV until I could find a set which would be both deaf and blind to my Swan 500. A local dealer was kind enough to let me test a few major brands at my home with my transceiver running normal input on 80 through 10 meters on CW, phone, and slow scan. Each TV was 100% solid state. I found that of them all, at that time, three years ago, only the Sony stood up to the test, even though the TV was separated from the transceiver by only 12 feet and was only about five feet from the base of the 4BTV antenna. On the basis of these tests, I bought the Sony color TV, and the Hi-Fi AM/FM stereo 8-track. To this date there has never been the slightest trace of pickup from my ham rig on either of the units in any of their functions.

I sorely wish my neighbors all owned Sony. I get into one of the highest advertised brands even when they have the power plug pulled from the receptacle! Naturally, they cannot be convinced that the fault lies in their own apparatus. Such is life.

**Lee Clough W5GQV
Waco TX**

SAM HARRIS

No, Sam Harris wasn't born with a beard. He grew it in 1944 when he was employed by Brush Development Co. (sometimes called Brush Bedevilm Co.) on Perkins Avenue in Cleveland, Ohio.

My former wife, Mary, who worked in the same department on the third floor, told me that he trimmed it with tin snips. At the time, I worked on the first floor.

I understand that Sam's real name was East, and that he acquired the name Harris from the family who raised him. From his call letters, he was probably first licensed in 1939.

About the end of WWII, Sam bought a duplex house at 1311-1313 Lakeland Avenue in Lakewood, Ohio. Mary (W8SBB 1938-58, K4UBT 1958-66) and I visited Sam at his home in the 1311 side about Thanksgiving, 1946. Sam was deeply involved with two meters at the time, using mostly military surplus SCR 522 equipment. Also, Helen had bought him a National NC 2-40-C, a low-band receiver he used mostly as an i-f with the SCR 522 receivers as front ends.

Sam's shack was a finished attic room I had used as a playroom as a small boy twenty years before. I had moved from that house when I was 7½ years of age. A playmate of that

time, Buss Rhoades, who lived in the 1313 side, also later became a ham, if my information is correct.

In the later forties, I lost contact with Sam except for chance meetings at hamfests. By that time, he had moved to Burton, Ohio, and became well known on seventy-five.

It appears that I lost contact with Sam about the time that Wayne became well acquainted with him.

**James B. Bamberg K4UBF
Charlotte NC**

THE TAY NET

I would like to inform you of a new net made up specifically of operators 19 years old and younger. It's called the TAY Net, which stands for Teen and Younger Net.

The net control is myself, KA0AQZ. The net meets on 28.635 at 2300 UTC every Tuesday. An informal bit of rag-chewing usually can be had a half hour before the net on the same frequency.

My age, by the way, is 13 years, and my QTH is Independence MO.

Please, no OM check-ins, unless you have something of interest to our age group. All hams and children of hams are invited to join in the conversation, provided you are 19 or less or have something of interest to that age group.

I would very much appreciate it if you would print this info to increase the activity. Thank you.

**Brin Moffet KA0AQZ
Independence MO**

KISS

The dc-to-dc converter described in "Try a Little KISS," January, 1979, is not as reliable as described. The converter shown in Fig. 1, page 59, would put 12 volts at terminals C-D if any of several components fail:


1. If the zener fails open, it will let R1 saturate Q1 and the output voltage at C-D will be about 12 volts.

2. If R1 shorts, the zener will probably blow before a 10- or 15-Ampere car fuse. Again, 12 volts will appear at C-D.

3. A collector-to-emitter short on Q1 directly applies 12 volts to C-D.

Possible explanations for the reporter test results ("... the output voltage will rise a few tenths of a volt...") are: a) Terminals A-B were connected to the 12-volt source with very small wire which provided current limiting; or b) the 12-volt source was soft and did not provide a constant 12 volts

16 ELEMENTS — F9FT — 144 MHz



The 'Tonna' You've
been
hearing about

144/146 MHz SWR 1.2:1
50 ohms Horiz./Vert.
length 6.4 m. Wt. 4.4 kg.
Side lobe attenuation — Superb
Horizontal aperture 2 × 16° (−3 dB)
Vertical aperture 2 × 17° (−3 dB)

\$79.95

9 Element 144-146 **\$39.95**
4 Element 144-146 **\$32.95**

MADISON ✓M35
ELECTRONICS SUPPLY, INC.
1508 McKINNEY • HOUSTON, TEXAS 77002
713/658-0268

GILFER'S "BEST SELLER" SHORTWAVE BOOKS



Just Released 1979 Edition
CONFIDENTIAL FREQUENCY LIST
Identifies those thousands of HF stations (SSB, CW, FAX) between 4 and 26 MHz. \$6.95 ppd.

Just Released 33rd Edition
WORLD RADIO TV HANDBOOK
The "bible" of the shortwave listener — most comprehensive directory of stations plus last-minute info on skeds, new band allocations, best bands due to sunspots. \$14.95 ppd.

SPECIAL COMBO OFFER:
✓G6 Both books only \$20 ppd.
**NEW FREE GILFER
SHORTWAVE CATALOG**
• Receivers • Antennas • Preselectors
• Tuners • Headphones • Clocks • Calibrators
• AM, FM & TV Directories • Logs and QSL Albums • Report Forms

GILFER SHORTWAVE
Dept. 733, Box 239, Park Ridge NJ 07656

NEW MFJ *DELUXE* Versa Tuner II

\$119.95 buys you one of the world's finest 300 watt antenna tuners with features that only MFJ offers, like . . . dummy load, SWR, forward, reflected power meter, antenna switch, balun. Matches everything from 1.8 thru 30 MHz: coax, random wires, balanced lines.

MFJ's Best Versa Tuner II . . .
Solid American Quality



\$119⁹⁵

This is MFJ's best Versa Tuner II. And one of the world's finest 300 watt (RF output) tuners.

The MFJ-949 *Deluxe Versa Tuner II* gives you a combination of quality, performance, and features that others can't touch at this price . . . or any price.

PERFORMANCE: You can run your full transmitter power output — up to 300 watts RF output — and match your transmitter to any feedline from 1.8 thru 30 MHz whether you have coax, balanced line or random wire.

FEATURES: A 200 watt 50 ohm dummy load lets you tune up for maximum performance.

A sensitive meter lets you read SWR with only 5 watts and both forward and reflected power in two ranges (300 and 30 watts).

A flexible antenna switch lets you select 2 coax lines direct or thru tuner, random wire or balanced line and dummy load.

A large efficient airwound inductor 3 inches in diameter gives you plenty of matching range and less losses for more watts out.

1:4 balun. 1000 volt capacitors. SO-239 coax connectors. Binding post for balanced line, random wire, ground. 10x3x7 inches.

QUALITY: Every single unit is tested for performance and inspected for quality. Solid American construction, quality components.

The MFJ-949 carries a full one year unconditional guarantee.

Order from MFJ and try it — no obligation. If not delighted, return it within 30 days for a re-

fund (less shipping).

To order, simply call us toll free 800-647-1800 and charge it on your VISA or Master Charge or mail us a check or money order for \$119.95 plus \$3.00 for shipping/handling.

Don't wait any longer to tune out that SWR and enjoy solid QSO's. Order your *Deluxe Versa Tuner II* at no obligation, today. ✓M52

MFJ ENTERPRISES, INC.

P. O. BOX 494

MISSISSIPPI STATE, MS 39762

CALL TOLL FREE . . . 800-647-1800

For technical information, order/repair status, in Miss., outside continental USA, call 601-323-5869.

input. Was the input voltage at A-B monitored during the tests?

An electronic "crowbar," i.e., an SCR across C-D, could be added to the circuit to short-circuit C-D in the event the voltage at C-D exceeds the desired output. To prevent damage to the converter, a properly-sized fuse should be inserted in series between A and the transistor, or between the emitter of Q1 and the crowbar. Such a crowbar could be used with a simple zener-resistor regulator.

No circuit is completely component-failproof! Use high-quality conservatively-rated components in any critical application.

J. T. Hancock WB8DRF
Jackson MI

VHF ENGINEERING

I would like everyone to be aware of the fine service one of your advertisers, VHF Engineering, is providing.

I have an old HT 144-B which died. After a prolonged attempt to fix it myself (with expert help), I gave up and sent it to VHF Engineering. They returned it in roughly 2 weeks, several days before Christmas. They didn't just fix the unit, however. They gave me a replacement piece of hardware which I had lost, and they also replaced all of the point-to-point wiring (the HT 144-B was a kit), making it look much more professional. All of this was done for the fixed nominal labor fee alone. The parts were supplied free.

I think that this kind of exceptional service should not go unnoticed.

David Rabin WB9PSD
Wilmette IL

NOW HEAR THIS!

As one of many, I have fallen for the attraction of CW machinery. My particular unit is a PET with the excellent attachment Microtronics makes.

73

Study Guides
and
Code Tapes —
The Best Available

see page 188

While I work many stations on CW, I of course prefer to work other "CW machines" when using this unit, as the copy is then 100% just like the printed page. Hand-sent CW is, as a rule, 85-95% readable if the sender is using an electronic bug and down to 15-25% readable if the sender is hand-pumping with considerable swing. A typical bug error would be "6E" instead of "the" on the screen caused by improper spacing between the "t" and the "h". If it happens once, you can plan on "6Es" all through the QSO because this is that particular operator's habit! In any case, I strongly recommend systems like this; it is really fun and in my case has totally rekindled CW interest.

The reason I am writing is to suggest that a particular frequency be used as a worldwide and preferably bandwidth CW-machine calling frequency. If we could settle for some kind of reasonable standard, perhaps we could more easily get together. If speed is kept to a reasonable digit, non-machine-users could hear what we are saying. Thus I suggest the following frequency: XX.069 (for XX, insert 14, 3.5 or whatever). For initial speed, I suggest 20 wpm. This would provide studious code-learners with a readily available standard code speed to practice on, and it's slow enough that it is copied easily enough by ear. .069 is an easy number to remember, for various reasons, and doesn't appear to be any net frequency or the like. Please advise if you know differently.

Now hear this, all you machinists out there: The frequency is XX.069 and the speed is twenty. CU on ur favorite band!

Ken C. Barroll W7OP
Seattle WA

A BELIEVER

I just got home from school and found my copy of 73 had arrived today. As usual, an excellent magazine! I was reading your editorial and have a few comments on the part on page 190, "What about the code?" At first, when I saw your constant advertising for your code tapes throughout your editorial, I thought that was a little uncalled for. But then I began to think. On Monday of this week (Jan. 8), I went and passed my General after upgrading from Technician. Over the summer, I purchased an ARRL code kit with two tapes and all that. I also had one of your 13 wpm tapes. I listened to the ARRL tape, then yours. I thought that I would use the

ARRL tape since it was easier to copy. Every once in a while I'd put your tape in the recorder just to try it, but I always gave up. I went to the exam, then it hit me like a hammer: Your tapes are the ones to use. They are sent at the FCC standard and the ARRL tapes are spaced at about 10 wpm. Luckily, I passed, but it would have been a hell of a lot easier if I had stuck with your tapes! It may just be me, but I think the percentage of failures would be about half of what they are now if tapes offered for practice were like yours! I'm a believer! I am a student in high school (10th grade) and have little time to mess with studying for ham exams with school exams to worry about. I think that I could have upgraded with less practice and worry with your tapes.

Keith Arnold N8AQR
Columbus OH

CONGRATS

I made it through my Extra the second time I took it. I feel I can honestly say that your study guide for this class license was a major factor for my success. Even if one is not interested in getting the Extra, the book makes an excellent reference source. I've always been a poor student, but this book was fun and the learning process painless! I find that now I understand the material as opposed to merely knowing facts and information.

Congratulations on a masterpiece! There were places where I felt you were prolix and/or pedantic, but, on the whole, this book should be hailed as a classic of the study guide genre.

Thank you for helping me achieve my license.

Bob Wanderer WB2MCB
Pompton Lakes NJ

PEANUT BUTTER

Just a note to compliment you on your fine magazines, 73 and *Kilobaud*. I know they must be good because the first postal employee who han-

dles them must tear open the wrappers and all the others down the line must read them during lunch or coffee breaks. So far I have not found peanut butter between the pages, but the way the pages look, I would not be surprised. Too bad you cannot entice these people into their own personal subscriptions! I am sure the problem is not unique to me, and if others save the issues as I do, we appreciate good copies for the bookshelf.

One last note on *Kilobaud*. For years I have been throwing away those super 1st time subscription offers only to finally knuckle under last month to a trial copy. What a super computer magazine! If I could afford it, I would purchase all your back issues of *Kilobaud*.

Keep it up—you've got the only magazines on the market with so much content it takes a month to read.

Roger Syvertsen K0VOD
Brainerd MN

COMM SPEC

I am writing to let you know that one of the advertisers in 73 Magazine, namely Communications Specialists, is a fantastic firm to do business with.

When I had a problem with an ME-3, I shipped it back to them on a Monday. The following Monday, a repaired unit was waiting for me when I arrived home. Two months later, a different problem arose; again it was shipped back to them with a letter explaining what was wrong. One week later, a brand new ME-3 arrived with a notation that it was replaced under the warranty. There was no hassle or lengthy correspondence.

Organizations such as theirs and 73 Magazine, who is particular about the advertising that is accepted, deserve all of the praise that can be given to them. Communications Specialists and 73 Magazine rate very highly on my list. I have been a subscriber of 73 since you published your fourth issue.

Julius Countess K2VYD
Smithtown NY

Ham Help

I need a service manual or schematic for a Polarad model KS-5799-L2 video monitor.

A. Kaiser
713 Marlowe Road
Cherry Hill NJ 08003

I have heard much about the R-391 receiver by Collins. I am not a ham but an SW DXer mov-

ing up. I am looking for performance specs, capability, schematic, etc. I would like to know where they are available. I haven't seen it advertised at all. In Germany they're hard to find!

Tsgt. Charles Bott
PSC Box 56
APO NY 09123

TIMETRAC

By Comus

the microcomputer-controlled
appointment clock

NEW
First Time Offer

— **NOT A KIT** —
Regular Price \$79.95
Introductory Offer by
HAL-TRONIX
only \$69.95



FEATURES:

- Sleek modern styling to complement any home or office decor.
- Tells the time.
- Tells the date and year.
- Up-timer to 60 minutes, 59 seconds with pause.
- Alarm to ring at the same time everyday.
- Daily appointment sets appointments for the next 23 hours, 59 minutes.
- Future appointments up to one year.
- Dimmer switch for display.
- Memory will hold up to 30 appointments.
- Lithium power cell to retain memory during power outage.
- Appointments entered out of chronological order will be stored in chronological order.
- Colon flashes once each second.
- A.M./P.M. indicator.
- Plugs into any wall outlet.
- Easy to read vacuum fluorescent display.
- Extremely accurate quartz crystal clock.

EFFICIENT. REMARKABLE.

TimeTrac sold and distributed by HAL-TRONIX. Dealers welcome.

Send 15¢ stamp or S.A.S.E. for information and flyer on other HAL-TRONIX products. To order by phone: 1-313-285-1782.



"HAL" HAROLD C. NOWLAND
WBZHX

HAL-TRONIX ✓ H24

P.O. Box 1101
Southgate, MI 48195

**SHIPPING
INFORMATION:**

ORDERS OVER \$15.00 WILL BE SHIPPED POSTPAID EXCEPT ON ITEMS WHERE ADDITIONAL CHARGES ARE REQUESTED. ON ORDERS LESS THAN \$15.00 PLEASE INCLUDE ADDITIONAL \$1.00 FOR HANDLING AND MAILING CHARGES.

SF

S-f Amateur Radio Services

(213) 837-4870

4384 KEYSTONE AVE., CULVER CITY, CA. 90230

the **W6TOG** * ✓ S33

RECEIVER MODIFICATION KITS

INCREASE SELECTIVITY • IMPROVE SENSITIVITY
LOWER INTERNAL NOISE
IMPROVE NOISE BLANKER OPERATION
COMBAT BLOCKING FROM LOCAL SIGNALS

TS-520 KIT	\$27.50	FT-101 SERIES KIT ...	\$32.50
TS-520S KIT	32.50	FR-101 SERIES KIT ...	34.50
TS-820 & 820S KIT ...	34.50	FT-301 SERIES KIT ...	34.50
R-599 A/D KIT	27.50	FT-901 SERIES KIT ...	34.50

EXPLICIT INSTRUCTIONS MAKE MODIFICATION A CINCH

✱
IT'S MAGIC...

IT'S "MAGICOM"

PROCESSOR MODIFICATION KIT

IMPROVES AUDIO PUNCH

IMPROVES PROCESSED SPEECH QUALITY

Converts TS-820 / 820S speech processor from RF compressor to RF clipper \$27.50

RF speech processor for TS-520 / 520S \$42.50

The "MAGICOM" RF processor module provides up to 6dB increase in output with smooth, clean, non-distorted audio and more penetration for those pile-ups.

ENDORSED BY W6TOG AND BIG GUN DXers WORLD WIDE

✱
the **W6TOG** *

INTERNAL ELECTRONIC KEYS

FOR ALL AMATEUR TRANSMITTERS OR
TRANSCEIVERS USING GRID BLOCK KEYING

- No holes mounting with TS-820 Series
- Mounting options for TS-520, TS-520S, FT-101 Series, TR4 Series, T4X Series, T-599 Series and 32S Series.
- C-MOS DESIGN — Dot and dash memory — full iambic or manual operation.
- Simple installation ✱ \$49.50

THE S-F REJEKTOR FILTER

AN INTEGRATED CIRCUIT
ACTIVE BANDPASS FILTER
FOR PROCESSED RECEIVER AUDIO

- Separate active filter elements for CW and SSB audio output stage
- 8 ohm input and output impedance
- Headphone jack for convenience
- ON CW: from 500 hz to 100 hz, variable
 - ON SSB: 2 Khz fixed bandwidth
- Rejects unwanted signal better than 60 dB
 - Designed for today's transceivers or yesterday's older equipment \$49.50

* WELL KNOWN DXer WITH OVER 300 COUNTRIES CONFIRMED.

All prices postpaid - in Calif. add 6% sales tax - Mastercharge & Visa accepted
SATISFACTION GUARANTEED OR MONEY REFUNDED

MILITARY SURPLUS WANTED

WE NEED: ARC-51BX, ARC-94, ARC-102, ARC-109, ARC-115, ARC-116, ARC-131, ARC-134, ARC-164, ARN-82, ARN-83, ARN-84, APN-59, APN-153, APN-141, APN-147, APN-171, APX-72, 618T, CU-1669A, 490T-1, CU-1658A, 51Y-4, 51R-8, 51RV-1, FM-622, 807A, URC-9, TOP DOLLAR PAID OR TRADE FOR NEW AMATEUR GEAR. WRITE OR PHONE BILL SLEP (704) 524-7519

✓S4

SLEP ELECTRONICS COMPANY
P.O. BOX 100, DEPT. 73,
OTTO, NORTH CAROLINA 28763.

AMATEUR TELEVISION

FAST SCAN 420-450 MHz

APTRON OFFERS THE ATV ENTHUSIAST THE MOST COMPLETE LINE OF EQUIPMENT AVAILABLE

- *Model 1570B ATV REPEATER a complete unit-transmitter, receiver-demodulator, control, identifier, power supply
- *TXR15A ATV TRANSCEIVER a complete unit-15w transmitter with subcarrier sound, dual frequency xtal converter-ch2 or 3 out, power supply
- *TX15A ATV TRANSMITTER a complete unit-15w, subcarrier sound, power supply
- *XR 70B XTAL CONVERTER dual frequency, ch2 or 3 out, high performance, power supply
- *XD 25 B IN-LINE DETECTOR samples-detects video modulation at xmtr output, video output drives any standard tv monitor
- *TD100A VIDEO-AUDIO DEMOD demodulates converter output, video drives monitor, audio drives speaker, power supply
- *TV HANDBOOK for the AMATEUR

See us at Dayton, or call 812-336-4775, or write for our detailed catalog

APTRON LABORATORIES ✓A6
PO Box 323, Bloomington, IN 47402

THE BIG SIGNAL UNADILLA "W2AU" Baluns

DEMANDED BY PROFESSIONALS WORLD-WIDE OVER 12 YEARS

- The Original Lightning Arrest
- 650⁺ Strength
- Stainless Hardware
- Sealed
- GUARANTEED



FULL-POWER, QUALITY HAM ANTENNA PARTS AT YOUR DEALER

- BALUNS - TRAPS - INSULATORS
- QUAD PARTS - ANTENNA KITS
- BOOM/MAST MOUNTS - WIRE
- CABLE - CONNECTORS

WRITE FOR FULL CATALOG [Enclose 30c Stamps]

MICROWAVE FILTER COMPANY INC. UNADILLA/REYCO DIVISION [Dept. 73] 6743 KINNE STREET EAST SYRACUSE, NEW YORK 13217 ✓U9

DEALERS WANTED - OVER 300 WORLD-WIDE

SST T-4 ULTRA TUNER



ULTRA TUNER DELUXE

The new SST T-4 Ultra Tuner Deluxe matches any antenna---coax fed or random wire on all bands (160-10 meters). Use it with your dipole, vertical, beam, etc. It works with any transceiver.

Tune out the SWR on your antenna for more efficient operation of your rig. One antenna can even be used for all bands. The SWR on mobile whips can be tuned out from inside your car.

An easy-to-read two color meter scale provides convenient indication of SWR for easy tuning. A back panel antenna switch allows you to select between two coax fed antennas, a random wire, or tuner bypass.

The SST T-4 Ultra Tuner Deluxe is compatible with any rig---solid state or tube. It's compact size (9" x 2-1/2" x 5") makes it ideal for mobile, portable, or home operation. Features an attractive bronze finished enclosure and exclusive SST styling.

Compare features, quality, and price---SST antenna tuners are your best value. This is our seventh year of manufacturing compact antenna tuners.

Features:

- Matches any antenna - coax fed or random wire. 1.8-30 MHz.
- 300 watt output power capability.
- SWR meter.
- Antenna switch on back panel.
- Efficient tapped inductor.
- 208 pf. 1000v. capacitors for flexible, reliable operation.
- Johnson binding posts. Four SO-239 connectors.
- Balun included for balanced lines.
- Made in USA.


only \$69.95

New model T-4A covers 80-10 meters. Limited range on 80 meters (fine for use with any antenna resonant in the 80 meter band). only \$59.95

Available now at your SST dealer or order direct---information on following page. ✓S10

SST ELECTRONICS P.O. BOX 1 LAWNSDALE, CALIF. 90260 (213) 376-5887

WE ACCEPT





THE FIRST CHOICE IN REPEATER CONTROL

The Power and Flexibility of Microprocessor Technology

AUTOPATCH, REVERSE PATCH, SMART ID, ACCESS CODE
MUTING, MORSE CODE ANNOUNCEMENTS, FLEXIBLE
FUNCTION TIMEOUT, COURTESY TONE, LINKING,
CONTROL OP. FUNCTIONS, TWELVE USER FUNCTIONS,
... AND MUCH MORE.


Call or write for specifications:

MICRO CONTROL SPECIALTIES (617) 372-3442

✓ M69

23 ELM PARK GROVELAND, MA. 01834

Announcing a major breakthrough in design time.



Shown here with
the CSC QT-47S
breadboarding strip.

The FTK 6100 Universal Designer is an indispensable aid to breadboarding digital IC's. It plugs directly into breadboards such as the Continental Specialties QT-47S, and provides the most often used inputs and outputs for circuit design.

- 2 Bounceless Pushbuttons
- 2 Readouts with BCD Inputs
- 4 Switch Outputs
- 8 LED Monitors
- 2 Variable Clock Generators
- Operates on a 6 volt Battery
- 2 Decade Counters
- 5 volt Supply Pins

Price per Kit: \$34.95

Assembled: \$44.95

Send check or money order to:




14825 N.E. 40th St.,
Suite 340
Redmond, WA 98052
(206) 883-9200
TWX: 910-449-2592

Dealer Inquiries Invited.

Washington residents add sales tax.

SST T-1 RANDOM WIRE ANTENNA TUNER



All band operation (160-10 meters) with any random length of wire. 200 watt output power capability - will work with virtually any transceiver. Ideal for portable or home operation. Great for apartments and hotel rooms—simply run a wire inside, out a window, or anyplace available. Efficient toroid inductor for small size: 4-1/4" x 2-3/8" x 3", and negligible loss. Built-in neon tune-up indicator. SO-239 connector. Attractive bronze finished enclosure.

only \$29.95

The Original Random Wire Antenna Tuner
... in use by amateurs for 7 years.

SST T-2 ULTRA TUNER

Tunes out SWR on any coax fed antenna as well as random wires. Works great on all bands (80-10 meters) with any transceiver running up to 200 watts power output. Includes *balun* for balanced lines.

Increases usable bandwidth of any antenna. Tunes out SWR on mobile whips from inside your car.

Uses efficient tapped inductor and specially made capacitors for small size: 5-1/4" x 2-1/4" x 2-1/2". Rugged, yet compact. Negligible line loss. Attractive bronze finished enclosure. SO-239 coax connectors are used for transmitter input and coax fed antennas. Convenient binding posts are provided for random wire and ground connections.



only \$39.95

SST T-3 Mobile Impedance Transformer



Matches 52 ohm coax to the lower impedance of a mobile whip or vertical. 12-position switch with taps between 3 and 50 ohms. 2-30 MHz. 300 watt output. 2-3/4" x 2" x 2-1/4".

\$19.95

SST DL-1 K4RLJ DUMMY LOAD

The DL-1 is a unique chemical dummy load. Unlike messy oil-filled dummy loads, it will not leak. Sealed, ready to use. Max. 1000 watts PEP for 15 sec. SWR: less than 1.5:1 1-225 MHz. Portable—only 3-1/8" x 4-3/8".



only \$17.95

Call (213) 376-5887 or 379-9572 to order
C.O.D., VISA or Master Charge

or send to: SST Electronics,
P.O. Box 1, Lawndale, Calif. 90260

Please add \$3 for shipping and handling (\$6 Air-mail Worldwide). California residents, please add sales tax. \$1 charge for COD.

Name _____
Street _____
City _____ State _____ Zip _____
Models Desired: Total Enclosed _____


or charge to: VISA M.C. C.O.D.
Card # _____ Exp. Date _____

TO ORDER:

Send a check or money order—or use your Master Charge or VISA card. COD and credit card orders are also accepted by phone. Simply give us your card number and expiration date. Our phone order desk is open at most hours for your convenience and so that you can take advantage of the very low before/after hour phone rates.

GUARANTEE:

All SST products are unconditionally guaranteed for 1 year. In addition, they may be returned within 10 days for a full refund (less shipping) if you are not satisfied for any reason.



ELECTRONICS
P.O. BOX 1 LAWDALE, CALIF.
90260 (213) 376-5887

✓ S10

✓ Reader Service—see page 195

Call Toll Free 1-800-243-7765

FREE

- Retail Price Catalog
- Monthly Computerized Used Equipment List
- Courteous, Personalized Service




KENWOOD TS-820S



YAESU FT-901



ICOM IC-701



KDK 2016A



CUSHCRAFT ANTENNAS



TEN TEC OMNI-D



GLA-1000



CPU 2500 R/K

OVER 50 BRANDS IN STOCK

- KENWOOD • SWAN • KDK • DENTRON •
- MOSLEY • WILSON • YAESU • DRAKE •
- LARSEN • BENCHER • PIPO • BEARCAT •
- B & W • DATONG • ICOM • PANASONIC •
- ARRL PUBLICATIONS • ALLIANCE • MFJ •
- CUSHCRAFT • TRAC • MICROLOG • CDE •
- FINCO • DSI • DAYBURN INSULATORS •
- BIRD • ASTATIC • HAM KEY • REGENCY •
- HUSTLER • SAXTON • TEN TEC • AMECO •
- AMCOMM • CALL BOOK • KLM • TEMPO •
- ATLAS • ALDA • COVERCRAFT • HY-GAIN •
- J.W. MILLER • MURCH • PFENTONE •
- SHURE • TAB BOOKS • SAMS BOOKS •
- ROHN • BUTTERNUT • Plus Many More!

★ NEW AND USED EQUIPMENT

"Get on our used equipment mailing list"

★ TRADES WELCOME

"The best allowances anywhere"

"We buy good used SSB gear"

★ FREE CATALOG

"Prices of all major manufacturers"

★ SAME DAY U.P.S. SHIPPING

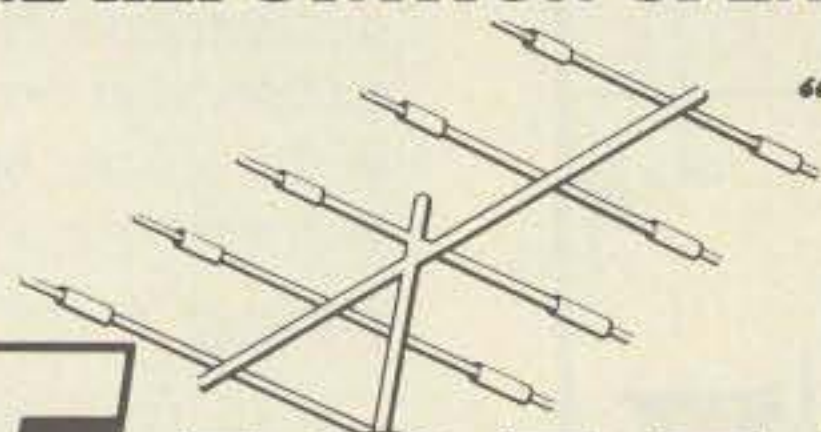
"Just a phone call away"

★ COMPLETE RADIO SERVICE SHOP

"Mail Order Repair Service"

- Fast Efficient Service • We Repair All Brands
- All Work Guaranteed • Amateur Extra/First Class Licenses • Send Us Your Defective Equipment U.P.S. Collect • Please Include Manual and Power Supply
- Free Shipping Both Ways If Work Is Done
- Most Repairs Done and Shipped Within 7 Days

OUR FINE REPUTATION SPEAKS FOR ITSELF



"YOU SHIP IT

WE FIX IT"

THOMAS

COMMUNICATIONS

**Call
or Write
for your
super quote
today!**

95 Kitts Lane, Newington, Conn. 06111

"Near ARRL Headquarters"

Connecticut Residents Call:

(203) 667-0811



OPEN MON.-FRI. 10-6 • THURS. 10-8 P.M. • SAT. 10-4

EASY DIRECTIONS: Rt. 15 South — 2 blocks past McDonald's
(Berlin Turnpike)

A Look at



New Equipment — All new equipment on display is operating for actual "on the air" QSO's. We really know our gear!



Used Equipment — We recondition and guarantee all our used equipment. We make sure it satisfies you!



Service Shop — You've probably heard of our fine service reputation — using Cushman CE4B signal generators, Hewlett Packard oscilloscopes, Bird wattmeters — we fix it right!



Inventory Warehouse — Our large volume assures you the best prices!

**And Our Service Is Even Better!
Give Us a Call and See
For Yourself!**



1-800-243-7765

✓ Reader Service—see page 195

✓ T34



95 Kitts Lane, Newington, Conn. 06111
(203) 667-0811

Help for the Hearing-Impaired

— don't miss another phone call

See the light?

Note: Telephone company regulations vary regarding attachment of external devices to telephone lines. You should check with your local telephone company offices before using the equipment described in this article.—Ed.

A hearing-impaired member of my family couldn't hear the telephone in some rooms of the house. Sometimes, when I called home, the phone wasn't answered even though I knew that someone was in the house. The major problem turned out to be that the bell was not clearly audible in the room that was used extensively for reading and sometimes for TV. A solution that was acceptable to all was to flash a light when the phone rang. In this case we chose to turn off the circuit that the reading light, hi-fi, and TV were on. It also incidental-

ly turns off the vacuum cleaner in that room, and nobody could hear the phone when that was running. The circuit for the device is shown in Fig. 1.

This device was constructed in one evening out of spare parts as follows: an old power transformer was selected for T, and the high-voltage winding is used for the phone line side. Since the ring frequency is around 25 Hz on most systems, this winding should be rated at a minimum of 200 V ac. The 115-volt winding is then used as the secondary of the transformer. (An audio plate-to-grid trans-

former could be used the same way if you're old enough to have one of those in the junk box.) An audio generator was then hooked to the high-voltage winding through the capacitor C, and several values were tried to get a maximum 25-Hz voltage across the secondary. In my case, 1.3 μF did the trick, but this value will be different for every transformer.

Relay A is a sensitive dc reed relay that was removed from a computer board. A 12-volt 5k-Ohm relay should work well, but the higher the resistance of the coil, the less load it will put on the ring voltage. Resistor R also serves to raise this impedance, and also helps filter the dc produced by the diode. I would suggest starting with about 2.7k Ohms for R. I used an oscilloscope across a 100-Ohm resistor to measure the current drawn from the line at 25 Hz, and the ratio of

voltage to current for my version of the circuit came to 10,000 Ohms. That should be light enough loading not to upset the telephone company. The capacitor keeps you from drawing any dc current.

The contacts on the sensitive relay, A, should not be used to interrupt much current, so it is shown switching a 115 V ac power relay that actually handles the heavy current. I installed the circuit in a box adjacent to the circuit breaker box, and ran two small-gauge wires to the nearest telephone line junction. Now when the phone rings, most of the circuits in the living room go off with each ring and it is not possible for anyone in the room to be unaware of the ringing. The freedom of movement granted to a deaf person expecting a call is well worth the minor inconvenience of occasionally having the lights flash for a few seconds. ■

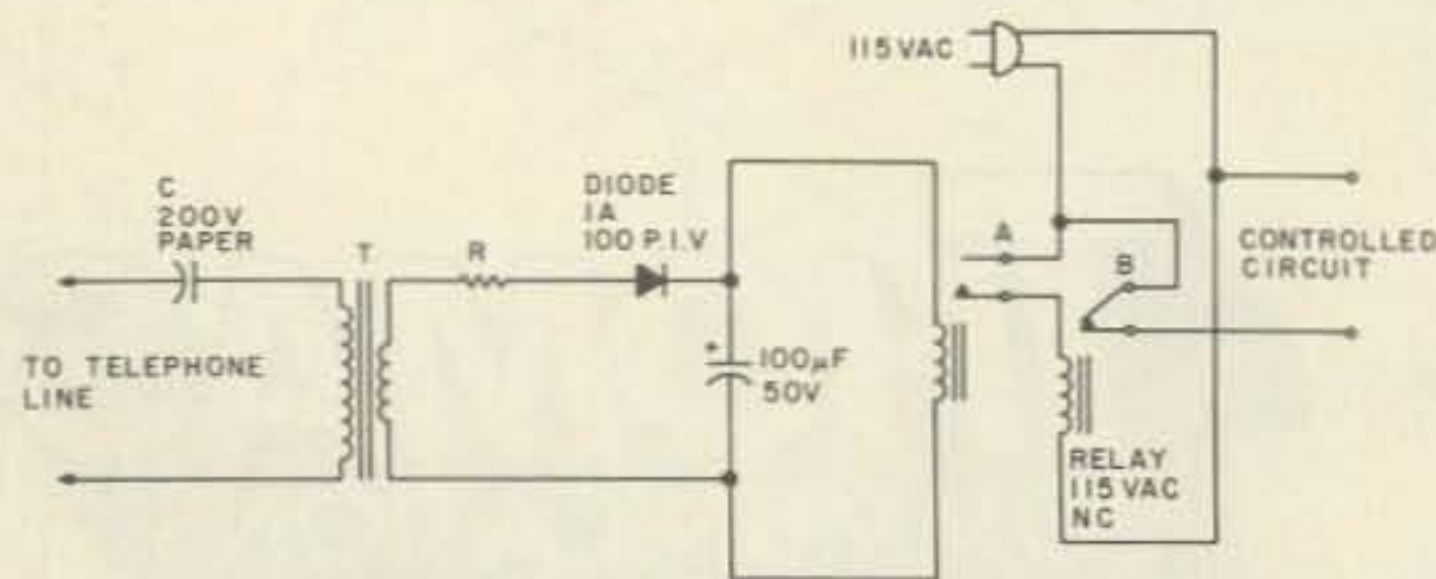


Fig. 1. See text for procedure for finding C, T, R, and A.

HAMTRONICS, INC.

WHERE THE HAM IS KING

FOR OVER 30 YEARS



H8

LET US QUOTE YOUR SPECIFIC NEEDS FROM OUR \$2,000,000.00 AMATEUR GEAR INVENTORY.

AEA	List
ATLAS	
350 XL	1195.00
350 P.S.	229.00
305 VFO	155.00
DD6-XL Digital	229.00
DMK-Deluxe Mobile Mt.	65.00
210X	765.00
215X	765.00
Also All Accessories	

B&W

COLLINS	
KWM2A	3533.00
32S3A	3250.00
75S3C	3000.00
516F2	440.00
Also All Accessories	

DENTRON

MLA 2500B	899.50
160-10AT Super Tuner	149.50
MT2000A	199.50
MT3000A	349.50
Jr. Monitor	79.50
Also All Accessories	

ICOM

IC245 SSB	689.95
IC280	450.00
IC211	850.00
IC701AC	1650.00
Also All Accessories	

NPC

WM NYE

KENWOOD	List
TS820S	1299.00
TS820	1100.00
TS520S	849.00
TS700SP	799.00
TR7400A	449.00
VFO820	175.00
VFO520S	155.00
SM220	349.00
TR7600	375.00
TR7625	425.00
TS600	799.00
Also All Accessories	

MIDLAND

13-510	399.00
13-513	499.00
Also All Accessories	

R. L. DRAKE

T4XC	699.00
R4C	699.00
TR7/DR7	1295.00
MN7C	165.00
MN2700	279.00
Also All Accessories	

STANDARD

SRC146A	259.00
C-6500	379.00
C118	299.00
Also All Accessories	

SWAN

350B	649.95
350D	749.95
HF700S	699.00
Also All Accessories	

TEMPO	List
TEN-TEC	
Tritan IV	699.00
Tritan IV Dig	869.00
Century 21	299.00
Century 21 Dig	399.00
OMNI D	1069.00
OMNIA	899.00
Also All Accessories	

VIBROPLEX

WILSON

Mark II	229.95
Mark IV	259.95
Also All Accessories	

YAESU

FT-101F	799.00
FT-101FE	759.00
FT-101FX	699.00
FL-2100B	529.00
FT-301	769.00
FT-301D	935.00
FT-901DM	1459.00
FT-901D	1259.00
FT-901DE	1259.00
FRG-7000	655.00
FT-227RA	399.00
FT-225R	840.00
FT-625RD	895.00
FRG-7	370.00
Also All Accessories	

See us at Dayton!

ANTENNAS • ROTORS • TOWERS

CUSHCRAFT

HY-GAIN
HUSTLER
MORGAIN
MOSLEY
ROHN TOWERS
WILSON
ALLIANCE
CDE

ALLIANCE	List
HD73	179.95
U-100	69.95
HY-GAIN	
TH6DXX	299.95
TH3MK III	229.95
TH3JR	149.95
HY QUAD	229.95
18 AVT/WB	99.95
18HT	299.95

CDE	List
HAM #4	224.95
T2TX	299.95

WILSON

SY-1	274.95
SY-2	219.95
WV-1	79.95
WR1000 ROTOR	469.00
WR500 ROTOR	149.95

ROHN TOWERS List

MOSLEY	
TA33	264.00
TA33JR	197.00
TA36	392.75
CL33	304.75
CL36	392.75

MORGAIN	
75-10HD	84.50

Give us a try before you buy • Call Jim Titus Toll Free and ask him to quote your requirements from this ad

a Division of TREVOSE ELECTRONICS, INC/ 4033 Brownsville Road, Trevoise, PA 19047

FREE UPS SHIPPING ON PREPAID ORDERS



TOLL FREE QUOTES

800-523-8998

Try a Bi-Loop Antenna

— gets you coming and going

Two loops are better than one.

W. W. Davey W7CJB
Rt. 1, Box 121
Charlo MT 59824

This antenna design has performed as well as a 3-element beam on 144 MHz and better than a 2-element full-size yagi on 14 MHz. The idea for this design came from the antenna described by ZF1MA in the December, 1976, issue of 73. The bi-loop configuration needs to be more or less exact to get

the best performance.

Having used single loops in the past and noted their ability to reduce man-made noise, I decided to try for more gain—and still keep the closed loop design. My first experiment was on 144 MHz. It took me a whole ten minutes to nail some 3/4" x 3/4" sticks together and tack a test antenna in place. The antenna was compared with a 3-element yagi on the Lookout Pass repeater, 80 miles distant. The Clegg

FM-28 S-meter readings were slightly higher with the bi-loop. Results were repeatable, so it was decided to try the 14-MHz configuration between a couple of poles. In nearly all cases, there was an improvement in signal strength of 1 to 2 S-units over my full-size 2-element yagi. With some signals coming from high angles, there was no difference in signal strength. With low-angle DX signals, though, there was a definite improvement over the yagi. The polarization was vertical.

The normal impedance of a single loop is slightly over 100 Ohms, so when two such loops are fed in parallel, the impedance comes close to a good match for 70- or 52-Ohm cable. This impedance will vary slightly with the height above ground.

As mentioned above, the loops need to be adjusted to an almost-perfect square for best performance. When the extreme ends of the loops were stretched out in a diamond shape to raise the bottom of the loop higher above ground, the low-angle gain fell off in comparison with the yagi.

The lower corner of each loop is only 6 feet off the ground and is kept in place through the use of a one-pound weight which just touches the ground when the loop is taut. Raising the entire array should further improve its performance.

This antenna is simple to build and performs well in two directions. There are deep nulls in the plane of the loops. The maximum radiation is broadside to the wire. Each loop is made up of 73 feet of #14 enameled wire, which makes each side of the loop 18'3". Use lightweight ceramic or plastic insulators and depend on nylon rope for additional insulation. The insulator which terminates the coaxial feedline is shown in detail in Fig. 1. ■

14.00 MHz	1.2:1
14.05 MHz	1.1:1
14.10 MHz	1.0:1
14.15 MHz	1.1:1
14.20 MHz	1.1:1
14.25 MHz	1.2:1
14.30 MHz	1.25:1
14.35 MHz	1.3:1

Table 1. Swr readings for the bi-loop antenna. Readings on 7 MHz and 21 MHz were high (at least 7:1), but from 28.0 MHz to 29.0 MHz, the swr was almost constant at 1.8:1.

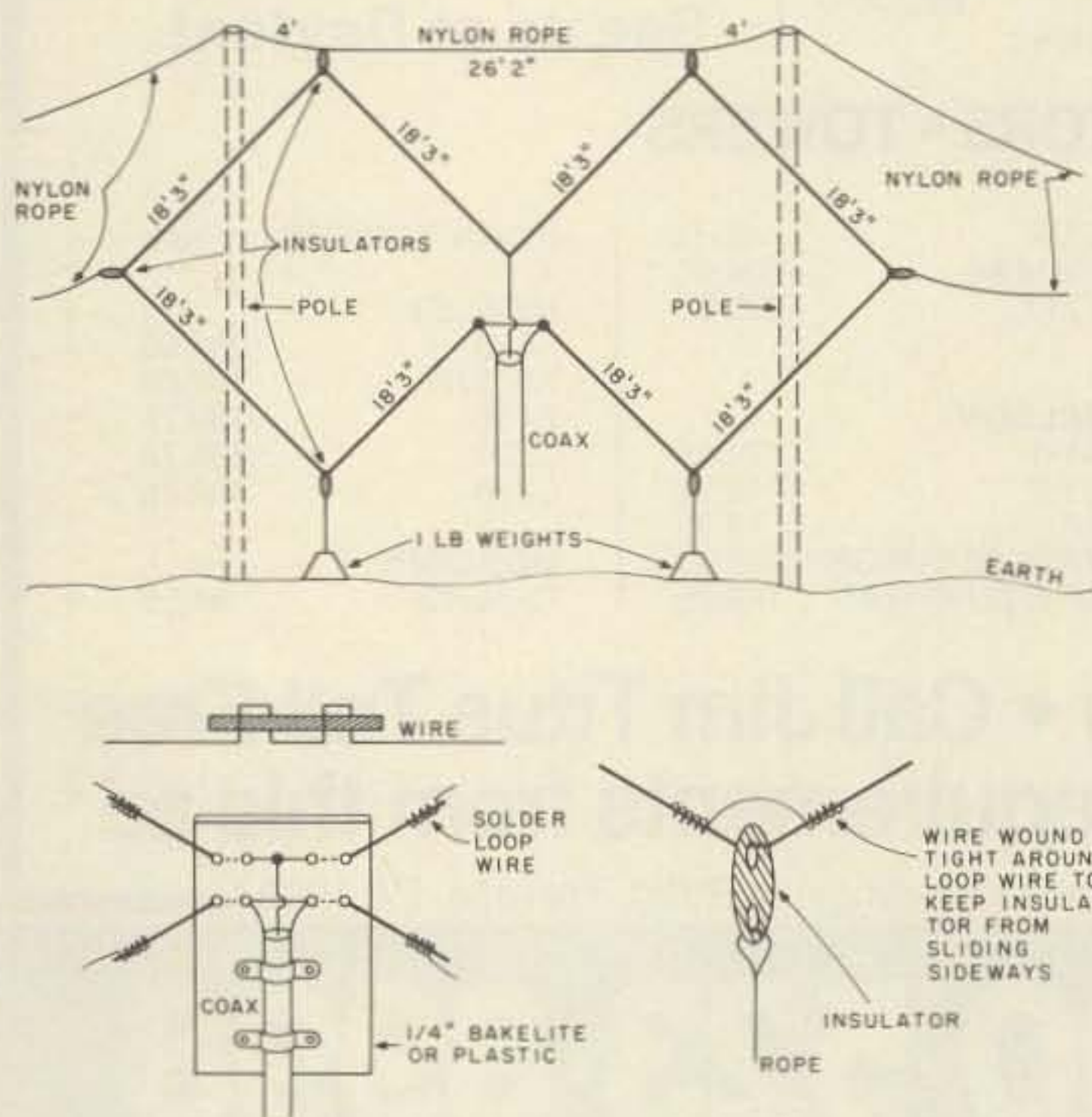




Fig. 1.

TET[®]

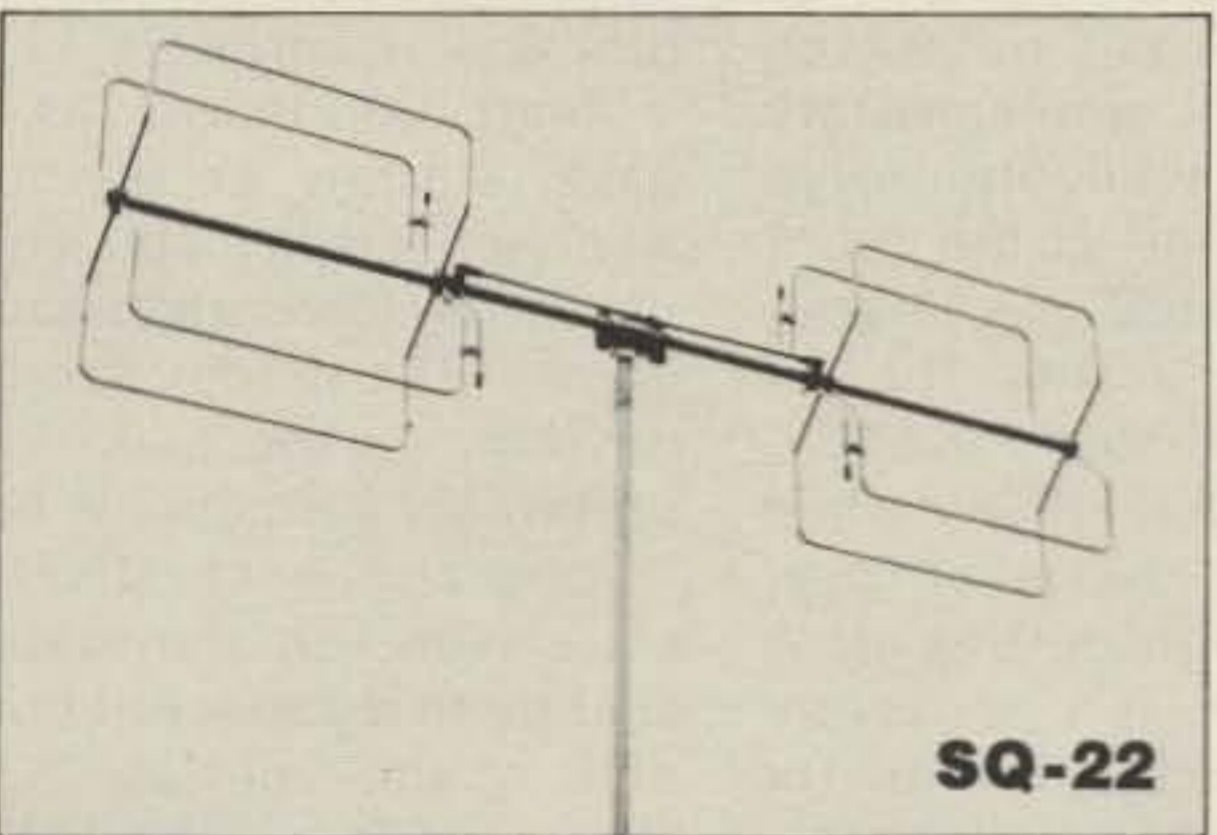
ANTENNA SYSTEMS

Multi Band Beam Super DX Series

NEW HIGH PERFORMANCE TRI-BAND BEAMS AS GOOD AS FULL-SIZE MONO BAND ANTENNAS. These beams employ hybrid system which is a combination of separated full-size driven element for each band individually and Hi-Q trap parastic elements. These feature result high radiation efficiency, high power rating and excellent VSWR in entire band width.



MODEL		3F37DX	3F35DX
BAND		14 21 28	14 21 28
ELEMENTS		7	5
ELEMENTS PER BAND	20m	3	3
	15m	5	3
	10m	5	3
ANTENNA GAIN	20m	8.5dB	8.0dB
	15m	10dB	8.5dB
	10m	10dB	8.0dB
FRONT BACK RATIO		25dB	20-25dB
MAX. POWER INPUT		3kw	3kw
VSWR		1.5以下	1.5以下
IMPEDANCE		50 Ω	50 Ω
MAX. ELEMENT L.		10.5m	10.5m
BOOM LENGTH		7.5m	5.0m
BOOM DIAMETER		50mm	50mm
TURNING RADIUS		5.3m	5.25m
WIND RATING		40m/sec.	40m/sec.
SUITABLE MAST		50mm	50mm
WEIGHT		23kg	17kg



“SWISS QUAD VHF SERIES”

SQ-22 TWO METER DUAL QUAD

ANTENNA GAIN AND FRONT TO BACK RATIO ARE WELL IMPROVED WHEN TWO ELEMENTS ARE DRIVEN AT ONE TIME WITH PHASE DIFFERENCE COMPARED TO A SINGLE DRIVEN ELEMENT SUCH AS A CONVENTIONAL QUAD OR YAGI. THE SQ-22 PROVIDES THE OWNER WITH SUCH FEATURES SIMPLE ASSEMBLY AND LIGHT WEIGHT.

KEN PRO ROTATORS



425 Highland Parkway, Norman, Oklahoma 73069

Tel (405) 360-6410

✓T55

TET U.S.A.


Vhf engineering

DIVISION OF BROWNIAN ELECTRONICS CORP.

THE WORLD'S MOST COMPLETE LINE OF VHF-FM KITS AND EQUIPMENT

RX28C	28-35 MHz FM receiver with 2 pole 10.7 MHz crystal filter	\$ 64.95
RX28C W/T	same as above—wired & tested	129.95
RX50C Kit	30-60 MHz rcvr w/2 pole 10.7 MHz crystal filter	64.95
RX50C W/T	same as above—wired & tested	129.95
RX144C Kit	140-170 MHz rcvr w/2 pole 10.7 MHz crystal filter	74.95
RX144C W/T	same as above—wired & tested	131.95
RX220C Kit	210-240 MHz rcvr w/2 pole 10.7 MHz crystal filter	74.95
RX220C W/T	same as above—wired & tested	131.95
RX432C Kit	432 MHz rcvr w/2 pole 10.7 MHz crystal filter	84.95
RX432C W/T	same as above—wired & tested	142.95

RECEIVERS



RXCF	accessory filter for above receiver kits gives 70 dB adjacent channel rejection	9.95
RF28 Kit	10 mtr RF front end 10.7 MHz out	13.50
RF50 Kit	6 mtr RF front end 10.7 MHz out	13.50
RF144D Kit	2 mtr RF front end 10.7 MHz out	18.50
RF220D Kit	220 MHz RF front end 10.7 MHz out	18.50
RF432 Kit	432 MHz RF front end 10.7 MHz out	29.50
IF 10.7F Kit	10.7 MHz IF module includes 2 pole crystal filter	29.50
FM455 Kit	455 KHz IF stage plus FM detector	18.50
AS2 Kit	audio and squelch board	16.00

TX50 Kit	transmitter exciter, 1 watt, 6 mtr	44.95
TX50 W/T	same as above—wired & tested	71.95
TX144B Kit	transmitter exciter—1 watt—2 mtrs	34.95
TX144B W/T	same as above—wired & tested	65.95
TX220B Kit	transmitter exciter—1 watt—220 MHz	34.95

TRANSMITTERS



TX220B W/T	same as above—wired & tested	65.95
TX432B Kit	transmitter exciter 432 MHz	49.95
TX432B W/T	same as above—wired & tested	87.95
TX150 Kit	300 milliwatt, 2 mtr transmitter	24.95
TX150 W/T	same as above—wired & tested	43.95

POWER AMPLIFIERS

PA2501H Kit	2 mtr power amp—kit 1w in—25w out with solid state switching, case, connectors	69.95
PA4010H Kit	2 mtr power amp—10w in—40w out—relay switching	69.95
PA50/25 Kit	6 mtr power amp, 1w in, 25w out, less case, connectors & switching	59.95
PA144/15 Kit	2 mtr power amp—1w in—15w out—less case, connectors and switching	49.95
PA144/25 Kit	same as PA144/15 kit but 25w	59.95
PA220/15 Kit	similar to PA144/15 for 220 MHz	49.95
PA432/10 Kit	power amp—similar to PA144/15 except 10w and 432 MHz	59.95



Blue Line	RF power amp, wired & tested, emission—CW-FM-SSB/AM			
	Model	Band	Power Input	Power Output
	BLC 10/70	144 MHz	10W	70W 149.95
	BLC 2/70	144 MHz	2W	70W 178.95
	BLC 10/150	144 MHz	10W	150W 269.95
	BLC 30/150	144 MHz	30W	150W 249.95
	BLD 2/60	220 MHz	2W	60W 164.95
	BLD 10/60	220 MHz	10W	60W 169.95
	BLD 10/120	220 MHz	10W	120W 269.95
	BLE 10/40	420 MHz	10W	40W 159.95
	BLE 2/40	420 MHz	2W	40W 189.95
	BLE 10/80	420 MHz	10W	80W 289.95

POWER SUPPLIES

PS15C Kit	15 amp—12 volt regulated power supply w/case, w/fold-back current limiting and overvoltage protection	99.95
PS15C W/T	same as above—wired & tested	134.95
PS25C Kit	25 amp—12 volt regulated power supply w/case, w/fold-back current limiting and overvoltage protection	139.95
PS25C W/T	same as above—wired and tested	169.95
PS25M Kit	same as PS25C with meters	159.95
PS25M W/T	same as above—wired and tested	189.95



O.V.P.	adds over voltage protection to your power supplies, 15 VDC max.	14.95
PS3A Kit	12 volt—power supply regulator card with fold-back current limiting	11.95
PS3012 W/T	new commercial duty 30 amp 12 VD regulated power supply w/case, w/fold-back current limiting and overvoltage protection	274.95

REPEATERS

RPT50 Kit	repeater—6 meter (less crystals)	599.95
RPT50 W/T	repeater—6 meter, wired & tested	899.95
RPT144 Kit	repeater—2 mtr—15w—complete (less crystals)	599.95
RPT220 Kit	repeater—220 MHz—15w—complete (less crystals)	599.95
RPT432 Kit	repeater—10 watt—432 MHz (less crystals)	649.95
RPT144 W/T	repeater—15 watt—2 mtr	899.95
RPT220 W/T	repeater—15 watt—220 MHz	899.95
RPT432 W/T	repeater—10 watt—432 MHz	949.95



DPLA50	6 mtr close spaced duplexer	680.00
DPLA144	2 mtr, 600 KHz spaced duplexer, wired and tuned to frequency	409.95
DPLA220	220 MHz duplexer, wired and tuned to frequency	409.95
DPLA432	rack mount duplexer	379.95
DSC-U	double shielded duplexer cables with PL259 connectors (pr.)	29.95
DSC-N	same as above with type N connectors (pr.)	34.95

TRANSCEIVERS

TRX50 Kit	Complete 6 mtr FM transceiver kit, 20w out, 10 channel scan with case (less mike and crystals)	259.95
TRX144 Kit	same as above, but 2 mtr & 15w out	259.95
TRX220 Kit	same as above except for 220 MHz	259.95
TRX432 Kit	same as above except 10 watt and 432MHz	284.95
TRC-1	transceiver case only	34.95
TRC-2	transceiver case and accessories	54.95



OTHER PRODUCTS BY VHF ENGINEERING

CD1 Kit	10 channel receive xtal deck w/diode switching	\$ 8.95
CD2 Kit	10 channel xmit deck w/switch and trimmers	16.95
CD3 Kit	UHF version of CD1 deck, needed for 432 multi-channel operation	14.95
COR2 Kit	carrier operated relay	23.95
SC3 Kit	10 channel auto-scan adapter for RX with priority	21.95
Crystals	we stock most amateur grade pairs from 146.0—147.0 (each)	5.00
CWID Kit	159 bit, field programmable, code identifier with built-in squelch tail and ID timers	42.95
CWID	wired and tested, not programmed	59.95
CWID	wired and tested, programmed	64.95
MIC 1	2,000 ohm dynamic mike with P.T.T. and coil cord	13.95
TS1 W/T	tone squelch decoder	59.95
TS1 W/T	installed in repeater, including interface accessories	94.95
TD3 Kit	2 tone decoder	39.95
TD3 W/T	same as above—wired & tested	64.95
HL144 W/T	4 pole helical resonator, wired & tested, swept tuned to 144 MHz ban	34.95
HL220 W/T	same as above tuned to 220 MHz ban	34.95
HL432 W/T	same as above tuned to 432 MHz ban	34.95

SYNTHESIZERS

SYN II Kit	2 mtr synthesizer, transmit offsets programmable from 100 KHz—10MHz, (Mars offsets with optional adapters)	169.95
SYN II W/T	same as above—wired & tested	239.95
SYN 220 Kit	same as SYN II Kit except 220-225 MHz	169.95
SYN 220 W/T	same as above—wired & tested	239.95



Vhf engineering

DIVISION OF BROWNIAN ELECTRONICS

Prices and specifications subject to change without notice.

Tales of Speech Processing

— including a practical design

Tolerating the screamers and whisperers.

Thomas C. Harper WA4JHS
11109 Carmon Street
Riverview FL 33569

Conversation overheard on 20 meter band, SSB: "Old man, I'd like you to give me a report—I want to switch in my processor and see what it sounds like..."

"OK, switch it on. You're about 5 and 9 now."

"★#"&#★'&2&?"

"... Ah... Yeah... Ah... Sounds pretty good... Really brought my S-meter up. But I think I missed the question... Try me again."

Anyone who works even a little SSB regularly has heard that conversation, usually many times. At the

same time, we are all familiar with the low duty cycle characteristics of human speech. This attribute of speech has led to many schemes, some wilder than others, but all aiming to improve information transfer by speech. And listening on the bands tells one that some of the more elaborate designs can sound as awful as some of the more rinky-dink ones.

A short history of speech processing is probably in order. The basic character of speech has been known since at least the advent of the oscilloscope; and in the old AM days, several transmitters (Heath/Johnson/others) incorporated speech clipping followed by a suitable filter. The reason for the

filter was obvious: when the top is lopped off a signal, harmonics are generated, increasing the modulation bandwidth and causing a fuzzy sound in the recovered audio. Some of these clipper/filters were very simple and straightforward and some of them sounded very good, with a tremendous improvement in intelligibility; some of them sounded awful.

Then SSB came along, and at first it sounded awful enough to the AMers without complicating the whole thing with speech clipping/processing. In fact, in the great SSB vs. DSB controversy of the 1950s, reported in the proceedings of the IRE and other journals, it was alleged that one of the problems of the then "new" SSB was that it didn't lend itself to simple speech processing. This attitude persisted for many years, even though some unreconstructed mavericks were using speech clippers of one kind or another on

SSB, and they could see a difference on the plate current meter. Some of them neglected to mention to their contacts that they were using clippers. Possibly there were some guilt feelings, especially after hearing conversations such as the one above.

A hairy mathematical proof made the rounds and found its way into the *Handbook* (ARRL). It demonstrated to everyone who had been through first year trig that clipping at audio for SSB was wrong-headed and possibly dangerous. It had terms like $\text{Sin}^n X$, where n was between zero and one. Oh, it was wonderful! Mathematicians rejoiced at the elegance of it.

There appeared to be one unwarranted assumption, however, and that was that the operator would attempt to modulate an SSB transmitter with these (nearly) square-topped waveforms. And as the argument proved, you can't reproduce square waves directly using

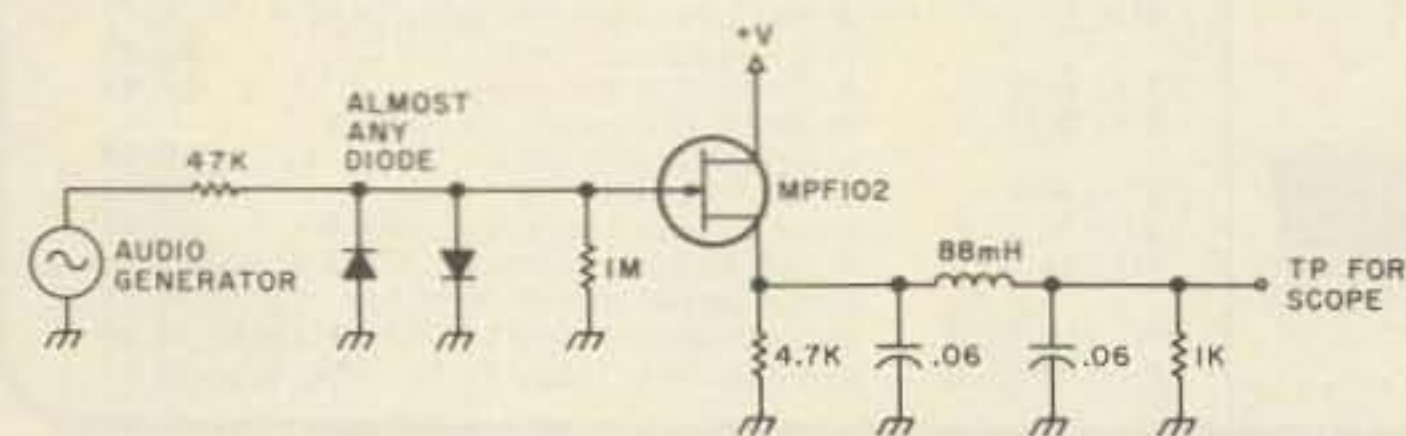


Fig. 1. Demonstration clipper/filter.

(Cut on dotted line and keep next to your radio equipment)



Call our toll-free number first

... and it's the last call you'll have to make!

(NO CHARGE TO CALLING PARTY)

1-800-325-3333

CALL FOR THE BEST PRICE AND FAST DELIVERY

ON THE FOLLOWING LINES:

ATLAS
COLLINS
DENTRON
DRAKE
HY GAIN

ICOM
INFO-TECH
KENWOOD
MOSLEY
STANDARD

SWAN
TEMPO
TEN-TEC
WILSON
YAESU

... AND MANY OTHERS.



HAM RADIO CENTER

8340-42 Olive Blvd. P.O. Box 28271 St. Louis, MO 63132

SSB. Neglected was the fact that most operators would have used a filter after the clipper which would have rounded the sharp square edges by removing the harmonic energy.

Most of us are aware of the fact that a square wave is composed of a fundamental frequency and a whole drove (infinite number) of harmonics. Some have waded through the Fourier series analysis, and some can see it intuitively. But if you have never seen it on a scope—even if you have been through Fourier analysis frontward and rearward—you should hook up a simple clipper, followed by a sharp filter that cuts off just above the frequency you are clipping. See Fig. 1 for a sample hookup.

Try this circuit; it is very dramatic. It also serves to illustrate one of the problems with audio speech clipping. The clipped waveform is cleaned up, that is, restored to a single frequency, only if the filter cutoff is relatively close to the frequency being clipped. For instance, if you clip a 200 Hz sine wave, and pass it through a 2 kHz filter, the nice sine wave does not come back. What you get is a mess; now the waveform is still sharp-edged but is usually tilted as well, due to the phase shifts through the filter.

And since the filter for an audio speech system cannot cut off before about 2000 Hz, there is an irreducible problem. Do not despair, however, there is a compromise solution which is well worthwhile. It is possible to have an audio clipper which does not sound bad.

Why do so many sound bad? One reason is obvious. The operator can't stop turning the level knob soon enough—depending on other stations to set

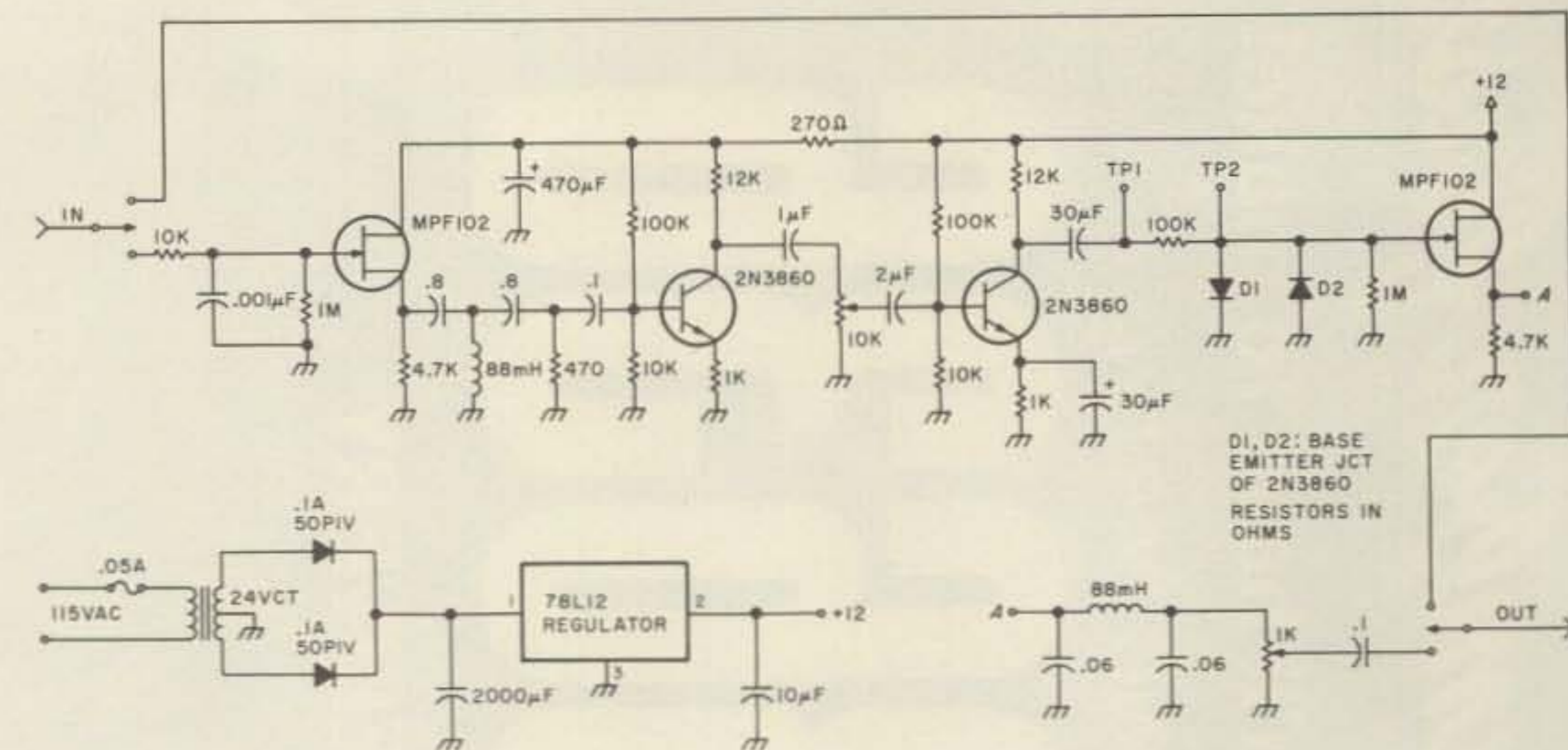


Fig. 2. Audio filter/clipper/filter.

clipping levels is haphazard at best.

Some indication can be obtained, however. You know you have gone too far when signals are 10 over 9, you are hearing no QRN/QRM and the other operator keeps asking you to repeat what you said. Many clippers, especially home brew ones, suffer from rf pickup. Rf pickup can destroy an otherwise good clipper. In addition to these problems, the low frequency phase shift/tilt problem is often heard. And finally, some operators using transmitters with sweep tube finals have discovered the tubes were not able to stand the increased duty cycle.

In spite of these caveats, clippers, as well as other forms of speech processing, are becoming more common now. The new all-transistor rigs are as comfortable with 100% duty cycle as they are with 30%, and the FCC has started to meddle with linear amplifiers.

And—are you ready?—The *Handbook* (ARRL) has a graph on page 392 (Figs. 13-20) in the 1977 edition showing 15 dB of audio clipping improves the signal-to-noise ratio by nearly 4 dB. Now you wouldn't build a linear amplifier for a four dB gain, unless you were a CBer, or instructed to by the FCC, but with an

audio clipper you can get 4 dB for peanuts. Four dB, just lying around waiting for you to pick it up, like loose change, like found money.

Another goody, but not quite as satisfying as found money, is the text in the 1977 *Handbook* (ARRL) on clipping, clippers, and related subjects. A rather elaborate processor is detailed. It is good to read about, even if you don't build it; in the 60s we called stuff like that mind-expanding.

But enough of that; let's build a clipper. It ought to be simple. It ought to be cheap so some money will be left to build something else. But it ought to sound good. The filter/clipper/filter in Fig. 2 satisfies these objectives.

Looking back to address the problems listed above:

1. Rf. The 10k resistor and the .001 capacitor form a low-pass filter which keeps out rf. The 10k resistor could be replaced with a 1 or 2 mH choke, but the 10k resistor is cheaper, and adequate.

2. Low-frequency square waves and tilt. This problem is addressed by using low-frequency rolloff. All frequencies below 500 Hz can be greatly attenuated or even eliminated. The first MPF 102 source-follower feeds a T-section high-pass filter which attenuates the

low frequencies, before clipping.

3. Tweaky fingers, or Oops! My plates just melted. The prototype has no knobs on the outside. Knobs on the outside are OK, if you can restrain yourself. Otherwise, you are better off to set it and forget it. Use a scope.

Additional notes: TP1 and TP2 are used with a scope to initially set the clipper. You can set it for whatever clipping level you want, up to the power supply voltage limitations. Eight volts p-p at TP1 sounds good. D1 and D2 are silicon junctions, so the level at TP2 will always be about 1.2 volts p-p. However, it is interesting to look at this point anyway.

The second MPF 102 source-follower feeds the low-pass filter. Output level is set with the 1k pot. A DPDT switch is included for those people who feel insecure if they can't do a regular comparison with distant operators.

My filter is used maritime mobile, and I find it a lot easier to carry around than a linear amplifier. It is very handy when running phone patches for the crew; I can tolerate the screamers and the whisperers—without external knobs. It's not as effective as a 2 kW linear amplifier, but it's a lot easier to pack into my suitcase. ■

LUNAR'S NEW Portable Erectable Antenna Towers

- Ideal for ground or roof mounts
- One man can assemble and erect
- Lightweight
- High quality aluminum alloy
- High stability
- Modular and portable
- Extremely rugged

These unique antenna towers can be installed on the ground or roof. Since they're easily transported and site erected, they're a natural for field and portable operations.


Constructed of sturdy aluminum alloy, they're sturdy enough to handle large size HF beams and EME arrays as well. Also available with optional stainless steel hardware for harsh environments.

Base is approximately 60" high and weighs 28 pounds. Tower sections are 72" high and weigh 21 pounds.

Base plus 1 tower section with cad hardware. Suggested List Price . . .

\$179⁹⁵

CALL M & M FOR PACKAGE DEAL PRICE ON ANTENNA TOWERS, AND THESE OTHER PRODUCTS.

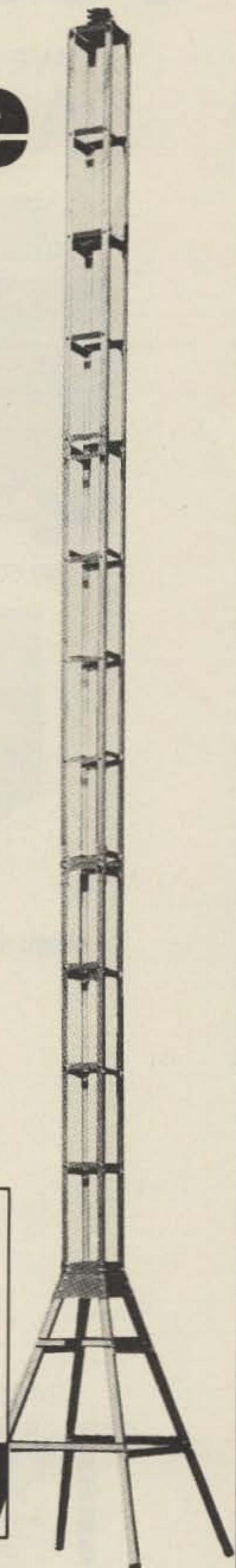


UPS Brown Shipping Prepaid

M&M ✓ M 76 RF DISTRIBUTORS

3360 SPORTS ARENA BLVD., SAN DIEGO, CA 92110

CALL (714) 299-9741



TOWER ELECTRONICS

SAVE OVER \$100!

An Offer You Can't Refuse . . .



YAESU FT-101ZD TRANSCEIVER

. . . from Tower Electronics.
The all-new Yaesu FT-101ZD, proud successor to the world famous FT-101E! This unit is chock full of all the features you have ever wanted such as:

- Full coverage 160-10 meters.
- Digital plus analog readout.
- Speech processor.
- Noise blanker par excellence.

. . . plus interface with FT-901 series components!



YAESU SP-901P PHONE PATCH

PLUS . . .

The Yaesu SP-901P Phone Patch . . .

PLUS . . .

The Yaesu YD-148 Base Station Microphone.



YAESU YD-148
BASE STATION
MICROPHONE

This is a \$1000 package at usual amateur net pricing - yours for only . . .

\$895⁰⁰

(Note: Send cashier's check or money order and we'll ship UPS Brown Label same day order is received AT NO CHARGE TO YOU!)

24001 Alicia Parkway, Mission Viejo, CA 92675 • Ph: 714/768-8900

HOURS: Tues.-Fri.: 10 a.m.-6 p.m. Sat.: 9 a.m.-5 p.m. Sun: Noon-4 p.m. YAESU service & repair specialists. ✓T48

TOWER ELECTRONICS 24001 Alicia Parkway, Mission Viejo, CA 92675 • Ph: 714/768-8900

PAYMENT BY: CHECK CREDIT CARD C.O.D. MASTERCHARGE # _____ EXPIRATION DATE _____

C.O.D. CREDIT CARD VISA # _____

(California Residents add 6% Sales Tax)

OTHER _____

NAME _____

ADDRESS _____

CITY, STATE, ZIP _____ PHONE _____

Offer Good Thru April, 1979

SIGNATURE _____

TRY

kilobaud

MICROCOMPUTING

ON US!!!

Return the attached postage-free card, and we'll have your trial copy of Kilobaud **Microcomputing** on the way to you within a few days. Wayne is willing to go to this expense because he feels that all hams can profit (and he means \$\$\$) from an understanding of the basics of microcomputing. The fact is, there's a revolution going on, even more important than the one that replaced vacuum tubes with solid state, and you'll want to be a part of it and join the fun. **Over 20,000 hams already have their own computers up and running and are having a ball.**

Kilobaud **Microcomputing** is the only magazine in the field written specifically for newcomers to computers, and many of the articles are ham-oriented . . . after all, many of the pioneers of microcomputers are hams. Don't let this revolution pass you by. Return the subscription card and your trial issue will be on the way, along with a bill for a year's subscription at a special introductory rate of \$15. If you're not completely satisfied, just write "cancel" on the bill and return it to us within 30 days . . . and keep the trial copy.

Rush me my trial copy of Kilobaud **Microcomputing** and enter my subscription at half the newsstand price (\$15). If I'm not completely satisfied, I'll return the bill marked "cancel" within 30 days and keep the trial copy.

Payment enclosed

Bill me

Name _____

Address _____

City _____ State _____ Zip _____

Please allow 30 days for shipment of first copy.

kilobaud

MICROCOMPUTING

S4C

Subscription Services Department
P.O. Box 997 • Farmingdale NY 11737

The parameters of the Palomar PTR-130k are the outer perimeters of logic technology.

Never before has any transceiver approached the capabilities of the Palomar PTR-130k!

It's the first completely multi-functional transceiver ever made available to the public!

The Palomar PTR-130k is a miniaturized mobile transceiver

capable of operating in 100 cycle resolution from 100 KHz to 30 MHz in all modes of transmission and reception. Instant frequency selection is available with the touch of a finger.

The Palomar PTR-130k.

technology is pure space age... the price is strictly down-to-earth. Send for our full color brochure to:

Palomar Electronics Corporation
665 Opper Street
Escondido, CA 92025
Telephone: (714) 746-2666



TECHNOLOGY AT THE SPEED OF SOUND



Fig. 3. The location of slide switch.

source.

Speaking of the external voltage source to energize K2, where do we find it? If you are using the Argonaut, Model 509, the answer is easy—from the accessory jack on the back of the 509. Pin 2 of the accessory jack accesses a lit

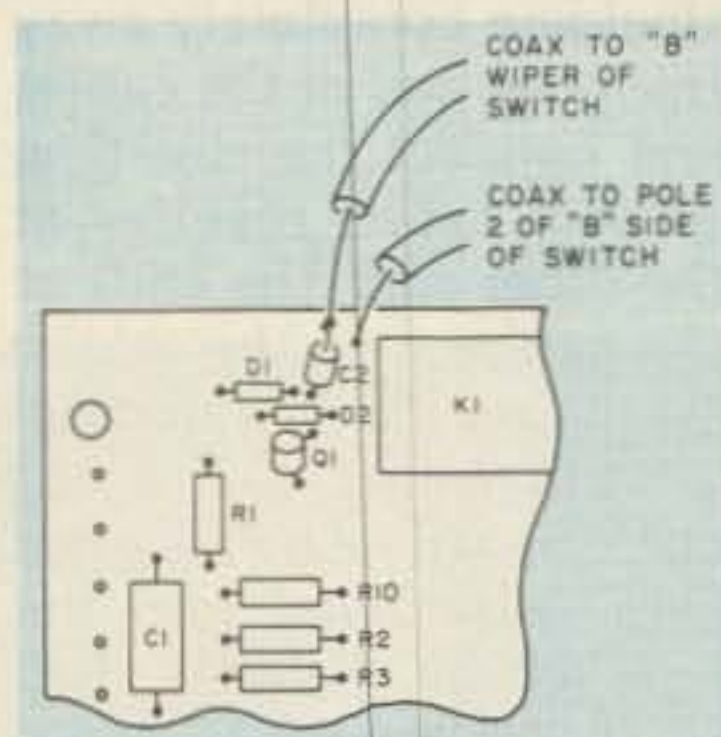


Fig. 4. Corner of top side of control board showing location of C2 and coax cable connections.

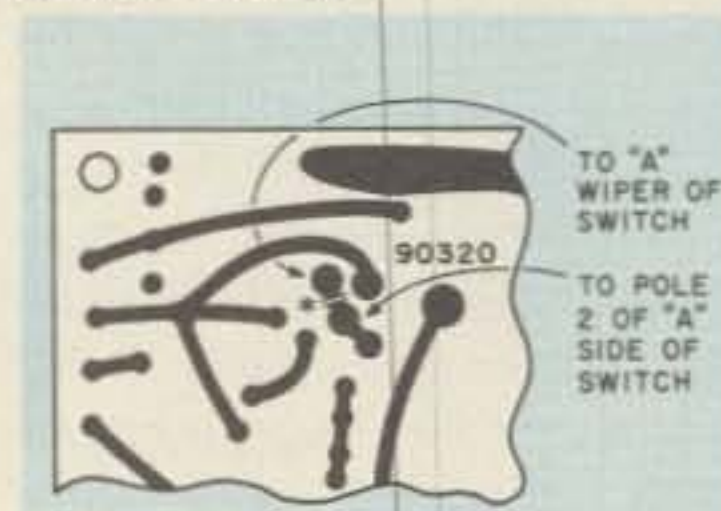


Fig. 5. Corner of foil side of control board showing location of foil trace requiring break and wiring for sec-

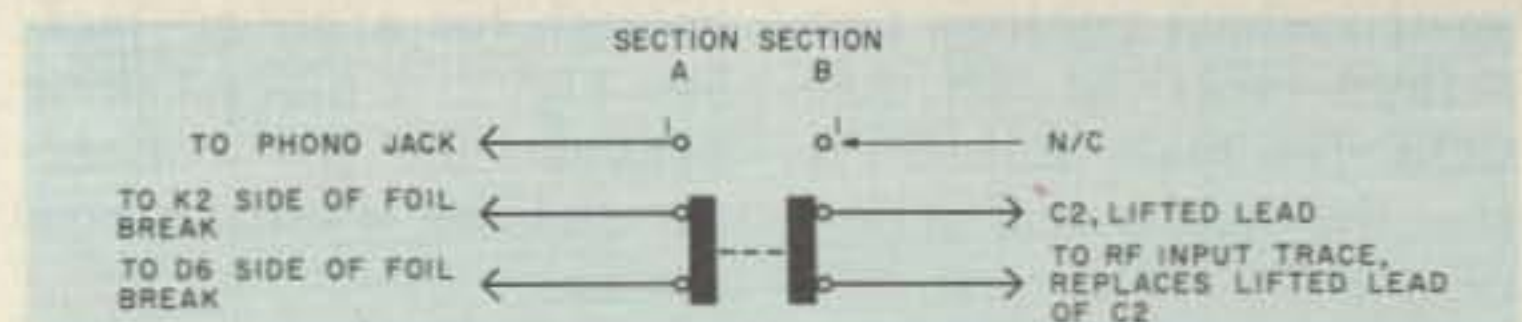


Fig. 6. The wiring of DPDT switch, placed in the T/R position.

9.3 V dc, but I found that adequate to energize the relay, and it doesn't seem to strain the exciter. Users of the Argonaut, Model 505, the "PM" series CW transceivers, or other QRP rigs will have to do some more modifying. For the Argonaut, 505, and the "PM" series rigs, an additional reed relay was installed between the mike PTT and ground with the contacts between B+ and a phono jack added to the rear of the set.

As I wrote this up, I realized that there are many other ways to pro-

mod came from a junk box, so it was the cheapest way to go.

The main thing is to completely isolate the COR circuit when operating PTT. I had originally isolated K2 from the rest of the circuit, but the COR still takes 1/4 Watt to operate. That's a 10% reduction in power at 2 1/4 Watts input from the exciter.

For the past year I haven't sounded like I didn't know what to say, nor have I received complaints about a maladjusted VOX. The circuit works great and when SSB

YOU ASKED FOR IT YOU GOT IT

DSI

QUIK-KIT®

50 HZ TO 550 MHZ COUNTER KIT

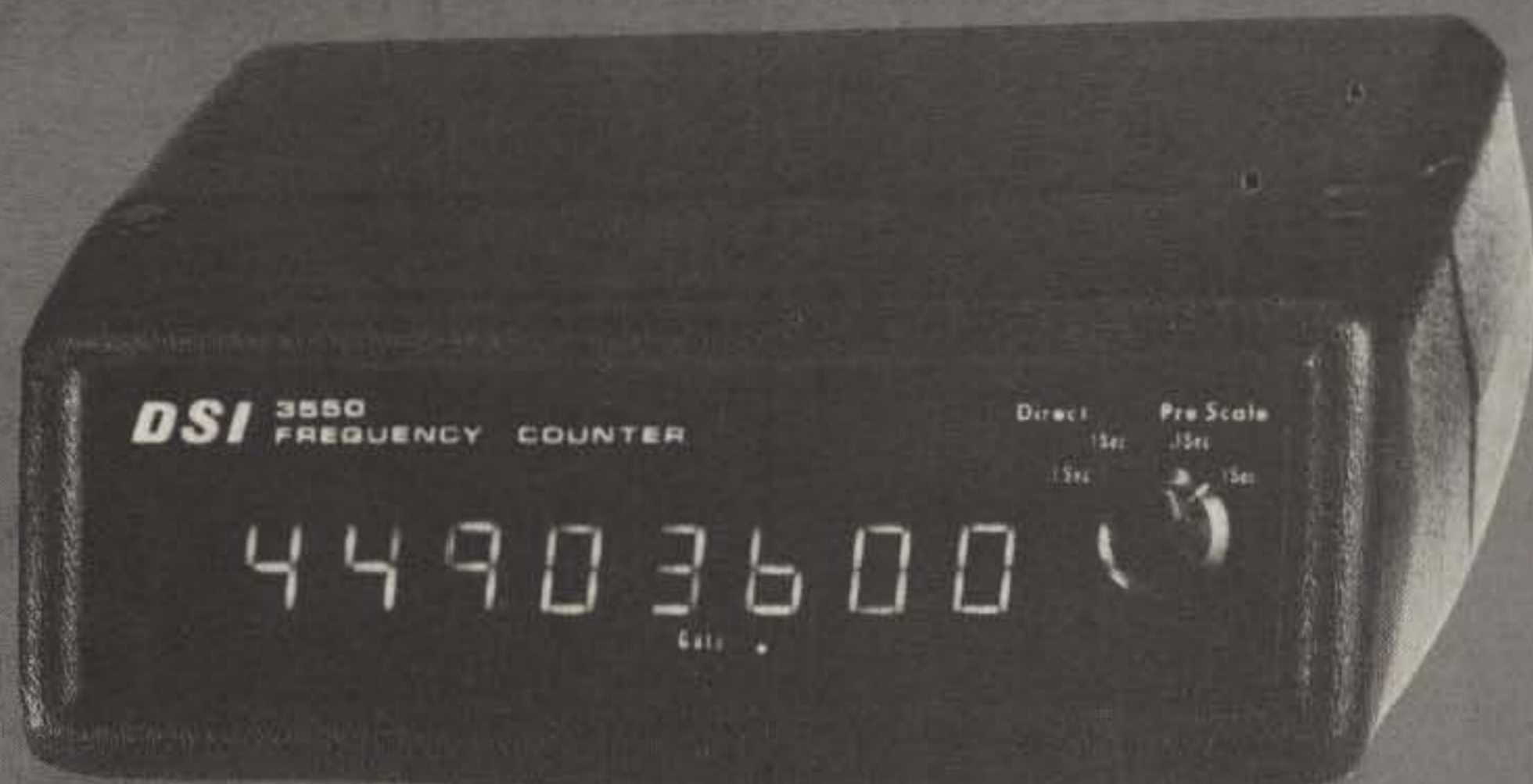
95% ASSEMBLED 100% TESTED
Performance You Can Count On

FREQUENCY COUNTER APPLICATION:

- Ham Radio — Two Way Radio — CB
- Audio Amplifier & Receiver Repair
- Computer Maintenance & Construction
- A Must for TV & PLL Repair

\$99.95
MODEL 3550K

includes built-in
Pre-Amp & Prescaler



DSI OFFERS THE BEST OF TWO WORLDS . . .

An unprecedented DSI VALUE . . . in a high quality, LSI Design, 50 HZ to 550 MHZ frequency counter kit. And, because it's a DSI innovation, you know it obsoletes all competitive makes, both in price & performance.

With 95% of the assembly completed by DSI, you are only one hour away from solving all of those difficult bench problems, from adjusting 60 HZ clock-time bases to setting the frequency of a 468 MHZ Mobile Radio.

FACT: Every 3550 QUIK-KIT® PC board is factory assembled and tested before shipment. **FACT:** The problems of bad LED's, C's, and Capacitors are a thing of the past. **FACT:** No manufacturer except DSI offers a 550MHZ frequency counter with . . . 8 digits, .5 in. LED's, TCXO, 1HZ resolution and a one year warranty on parts for under \$100.00. **FACT:** We do not know how long we can hold this low, low price. **GO WITH THE LEADER . . . BUY A DSI FREQUENCY COUNTER KIT TODAY. SAVE TIME & MONEY AND BE ASSURED IT WILL WORK THE FIRST TIME.**


DSI — GUARANTEED SPECIFICATIONS

Time Base TCXO 1PPM 65° to 85° F
Freq. Range 50HZ to 550MHZ incl. two SO239 inputs
Resolution 1HZ to 55MHZ, 10HZ to 550MHZ
Gate Time 1 sec & 1/10 sec with Auto Decimal Point
Display 8 digits, 1/2 inch LED with Leading Zero Blanking
Sensitivity 25MV @ 25MHZ, 150MHZ, 250MHZ;
75MV @ 450MHZ
Power Batt., 12VDC @ 300Ma, 110VAC (with AC-9)

3550K Kit	\$99.95
T-101 Ant.	3.95
AC-9 AC Adp.	7.95
Shipping, Handling, Ins.	10.00


3550W Wired	149.95
T-101 (incl.)	NC
AC-9 (incl.)	NC
Shipping (incl.)	NC

CALL TODAY TOLL FREE: (800—854-2049) Cal. Res. CALL (800—542-6253) TO ORDER OR RECEIVE MORE INFORMATION ON DSI'S FULL PRODUCT LINE OF FREQUENCY COUNTERS RANGING FROM 10HZ TO 1.3GHZ




DSI INSTRUMENTS, INC.
7924 Ronson Road, Dept. G, San Diego, CA 92111

TERMS: MC - VISA - AE - Check - M.O. - COD in U.S. Funds. Orders outside of USA & Canada, please add \$20.00 additional to cover air shipment. California residents add 6% Sales Tax.



TS-1



TS-1JR



PE-2




SD-1

THE DAWNING

The age of tone control has come to Amateur Radio. What better way to utilize our ever diminishing resource of frequency spectrum? Sub-audible tone control allows several repeaters to share the same channel with minimal geographic separation. It allows protection from intermod and interference for repeaters, remote base stations, and autopatches. It even allows silent monitoring of our crowded simplex channels.


We make the most reliable and complete line of tone products available. All are totally immune to RF, use plug-in, field replaceable, frequency determining elements for low cost and the most accurate and stable frequency control possible. Our impeccable 1 day delivery is unmatched in the industry and you are protected by a full 1 year warranty when our products are returned to the factory for repair. Isn't it time for you to get into the New Age of tone control?




ME-3



TE-8



TE-12



ST-1

OF A NEW AGE.

TS-1 Sub-Audible Encoder-Decoder • Microminiature in size, 1.25" x 2.0" x .65" • Encodes and decodes simultaneously • **\$59.95** complete with K-1 element.

TS-1JR Sub-Audible Encoder-Decoder • Microminiature version of the TS-1 measuring just 1.0" x 1.25" x .65", for hand-held units • **\$79.95** complete with K-1 element.

ME-3 Sub-Audible Encoder • Microminiature in size, measures .45" x 1.1" x .6" • Instant start-up • **\$29.95** complete with K-1 element.

TE-8 Eight-Tone Sub-Audible Encoder • Measures 2.6" x 2.0" x .7" • Frequency selection made by either a pull to ground or to supply • **\$69.95** with 8 K-1 elements.

PE-2 Two-Tone Sequential Encoder for paging • Two call unit • Measures 1.25" x 2.0" x .65" • **\$49.95** with 2K-2 elements.

SD-1 Two-Tone Sequential Decoder • Frequency range is 268.5-2109.4 Hz • Measures 1.2" x 1.67" x .65" • Momentary output for horn relay, latched output for call light and receiver muting built-in • **\$59.95** with 2 K-2 elements.

TE-12 Twelve-Tone Sub-Audible or Burst-Tone Encoder • Frequency range is 67.0-263.0 Hz sub-audible or 1650-4200 Hz burst-tone • Measures 4.25" x 2.5" x 1.5" • **\$79.95** with 12 K-1 elements.

ST-1 Burst-Tone Encoder • Measures .95" x .5" x .5" plus K-1 measurements • Frequency range is 1650-4200 Hz • **\$29.95** with K-1 element.



COMMUNICATIONS SPECIALISTS

426 West Taft Avenue, Orange, CA 92667
(800) 854-0547, California residents use: (714) 998-3021



Disaster Preparedness

— it can happen here

Are you ready for a real emergency?

By the second day after the earthquake that devastated most of the cities in Guatemala, it was easy to know where the victims were buried: The smell of decomposing bodies guided the rescue workers. Removing the debris and

taking out the corpses was a very painful and grueling job.

Back in Miami, after three days covering the disaster for the *Miami Herald*, I still had the stench deep in my nostrils. As I was looking at the

prints coming out of the dryer, memory of the smell gave an added dimension to my thoughts. For a few seconds I believed I was still there, and in my ears I heard the voice of the little girl who sat in the dirt near the field hospital, crying, "Where is Mama? Where is Mama?"

When you are in this kind of situation, you are unable to believe that it could happen in your country, your city, your community . . .

But you are dead wrong, old man . . . This *can* happen to you and to your town, any time, any second. Are you prepared to cope with such a situation?

You are a ham radio operator, and your duty in disaster circumstances is to establish communications in the shortest period of time. That is what amateur radio is all about. We have a responsibility, and we must act accordingly.

Check Equipment

After you read this article, go into your shack and take inventory of your equipment. Then go to the main power switch (yes, the one in the rectangular gray box!) and turn the power off. Back in the


shack, find out if you can call a fellow ham in Washington DC and tell him that there was an atomic explosion close to your town and the power plant evaporated with all the personnel inside.

I am not talking about war. An accident can happen. Not long ago, a Russian satellite, with an atomic plant in its guts, landed in northern Canada. Fortunately, the plant did not explode.

On a minor scale, electric power can be knocked out by a tornado, hurricane, earthquake—take your pick of many possibilities. The chance of an emergency is real, and you could be in the middle of it.

Emergency Power

After you find out that you can't establish communications without commercial power, it is time to find another remedy. A small portable electric generator could be the answer. Storage batteries are a cheaper solution and may be more reliable and safe. With a good 12 V dc power supply, you can operate the 2 meter rig to get in contact with local ham radio operators and get organized. With the same battery supply, you can go



airborne in the HF bands, if you are fortunate enough to own a solid-state rig. Long-distance communications are a must in an emergency.

There are a few all-solid-state little rigs for HF on the market, covering ten to eighty meters. Some, like the new Atlas 350-XL, go all the way to 160 meters, with listening capabilities in the WWV frequencies. Ten-Tec also makes a nice all-solid-state little rig, and jumping on the bandwagon are Drake, DenTron, and Alda. The Alda 103 is a three-band rig with battleship construction, capable of taking a lot of punishment.

Of all the rigs, I like Atlas best. Do not make the mistake of believing that the new 350-XL is a deluxe version of the popular 220-X. The 350-XL is a completely different transceiver, with many sophisticated improvements.

But let's stop talking about transceivers and get back to our hypothetical emergency situation with your lack of power.

A gas power plant costs money, and not everybody is ready to invest a lot of dough on something that will be standing by doing nothing but smell. I believe that one or two storage batteries, with 50 or more Ampere-hours, can provide power for a single sideband operation on two meters for the critical early hours after a disaster strikes.

Because storage batteries emit corrosive fumes, it is not wise to keep them indoors. Put them in a wooden box, vented on the sides, sitting on a stand, in the backyard, protected with plastic tiles. Perhaps you could use solar cells to keep them charged. I'll leave that part up to your imagination.

Mobile Equipment

Having mobile transceivers in the car for the HF

and VHF bands is an ideal backup for the base station. Actually, the first news relayed to the world of the earthquake that leveled the city of Managua, Nicaragua, was sent by a ham radio operator from his mobile rig. (Enrique Gabuardi YN1EGL). After he and his family escaped from their crumbling home, he went airborne on 20 meters and contacted Adrian Espinosa YN1AEO/W4 in Miami. With tremors of fear in his voice, he told him of the disaster they were witnessing. Espinosa called Rafael Estevez WA4ZZG on the land line. Estevez was the president of SIRA (International Society of Ham Radio Operators).

Gabuardi's faint signal from Managua, from a mobile station, sparked the chain reaction that was translated into a gigantic rescue movement staged by the US Government, the Red Cross, and local and national ham radio organizations. Together with doctors, medicines, food, and clothes, two meter rigs



A wounded man is helped by a friend. Thousands lost families, homes, and were injured.

and a group of volunteer Miami radio operators were flown to Managua to help the Nicaraguan hams in the establishment of emergency traffic.

An emergency situation could mean that you, yourself, are forced to leave your home and be relocated in a safe area. In a case like that, you should report



A little girl looks over the rubble which was her home. She does not know where her family may be.



This woman faces a grim future, with her home destroyed and her husband dead.

to the authorities that you are a licensed ham radio operator and can assist with communications. This

could facilitate your transportation with your equipment and power source. This is one reason

why I emphasize the importance of small solid-state rigs. (Another is that in flood conditions electrical equipment is dangerous, and low-voltage rigs like all-solid-state are safer.)

Disaster Training

Field Days are traditional among amateur radio operators. Every year, clubs and radio organizations all over the country get airborne and compete. But is this the real kind of training we need?

During the last ten years, I have been covering, as a newspaperman, revolutions and major disasters in the Caribbean and Central America. In my trips, I made contact with the local radio amateurs. These experiences taught me that while Field Day operations are a lot of fun, they are not remotely close to conditions one finds in a real situation. Technical skill to establish communications is not enough

if you are not adequately prepared.

Preparedness and coordination within local ham clubs and Civil Defense organizations are very important. If you belong to a club which sponsors a repeater, be sure that the technicians in charge have that repeater backed up by storage batteries in case of power failure.

Hurricane and tornado warning notes are important. A well-organized system can save many lives. Mobile operation is a must and if you can work all the bands from your car, that will put you in a favorable position to help your fellow citizens. Another point: Don't risk your own life unnecessarily! You are more useful alive and in one piece.

Be Ready Yourself

Finally, provide for your own basic needs. Water contamination and food shortages must be anticipated. Water purifying tablets like Halazone should be on hand. Non-perishable foods, cereal, canned beef, milk, and sugar should be stored at all times for yourself and your family.

First aid articles like cotton, bandages, aspirin, iodine, alcohol, and other standard items should be stored in a box for easy access and transportation. Good first aid kits can be purchased at any drug store.

Take your immunization shots regularly and keep your certificate on hand. This will give you clearance with the authorities to move around with freedom. It is a good idea to take courses in first aid and rescue operations with the local Red Cross. Try to stay in good physical shape. Remember that a good pair of legs can save your life when everything collapses around you.

Good luck, and 73! ■



The dead can't wait to be buried. In San Pedro, Guatemala, where thousands were killed, there wasn't a single home spared from destruction.

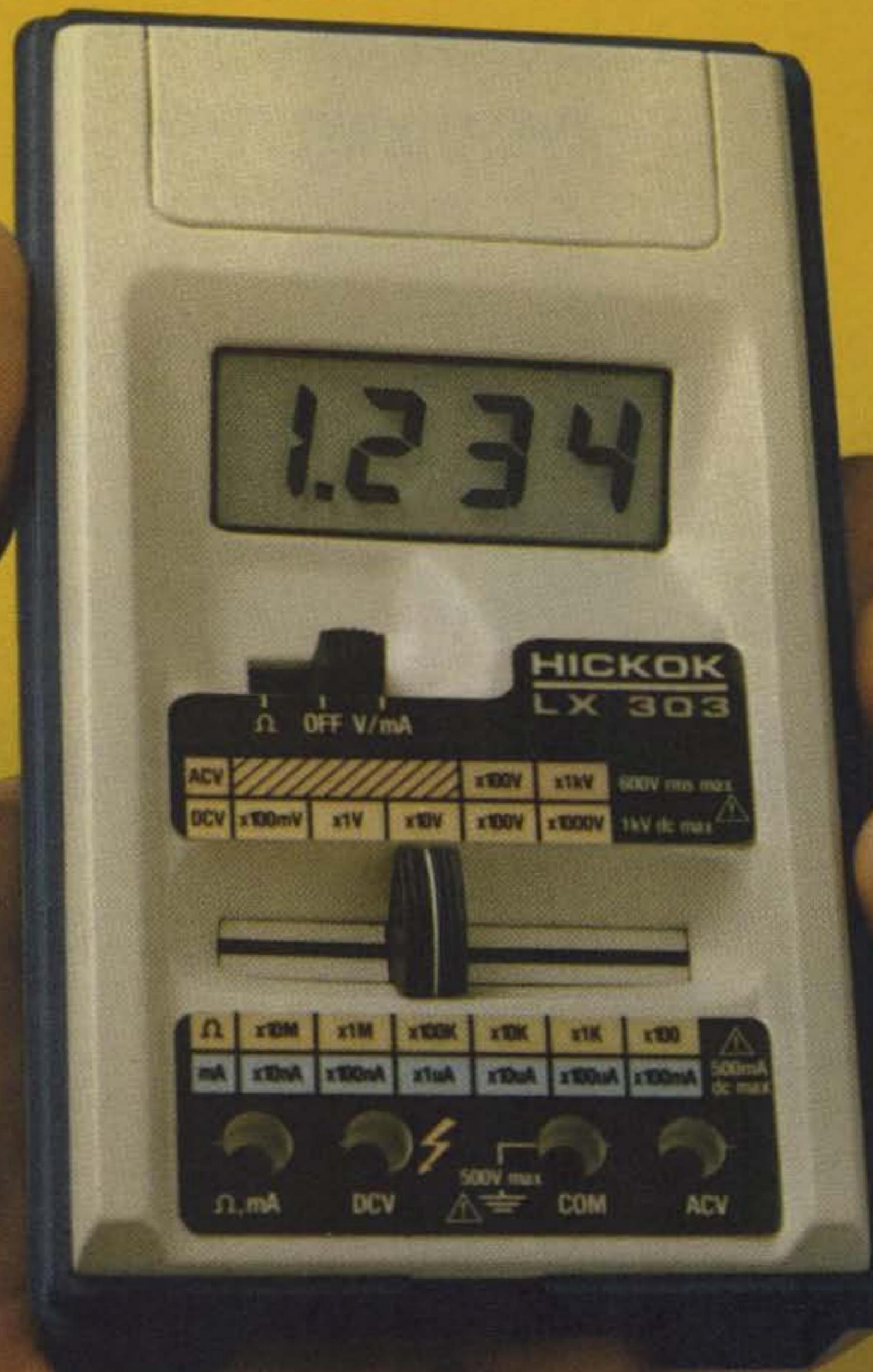
LX303

ALL THE MOST WANTED FEATURES AT A MOST WANTED PRICE...

\$74.95

HICKOK

Here is the handfull of accuracy you've been waiting for. Handsomely encased. Compact. Efficient. Only 8 ounces. Hickok's exciting, new LX 303, 3 1/2 digit Mini-Multimeter with high quality components, one year guarantee and rugged Cyclo-lac® case offers features previously found only in expensive units... at a price under \$75.00! So why wait any longer? The amazing LX 303 is here, NOW! Another American made test equipment breakthrough from Hickok, The Value Innovator. Order today!



- BIG 1/2" HIGH LCD DISPLAY
- USE INDOORS OR OUT
- 200 HOUR 9V BATTERY LIFE
- AUTO ZERO, POLARITY, OVERRANGE INDICATION
- 100 mV DC F.S. SENSITIVITY
- 19 RANGES AND FUNCTIONS



Removable cover stores test lead set furnished as part of the unit.



Available accessories include AC adapter, padded vinyl carrying case, 40KV DC probe, 10 Amp DC shunt.



X10 DCV probe adapter available for protecting input up to 10KV.

See your local Hickok distributor or order below

SPECIFICATIONS:
DC VOLTS (5 RANGES): 0.1mV to 1000V; Accuracy ±0.5% rdg ±0.5% f.s.; Input imped: 10MΩ; Max. input 1kV except 500V on 200mV range.
AC VOLTS (40Hz to 5kHz): 0.1V to 600V; Accuracy: ±1.0% rdg ±0.5% f.s. (-2dB max. at 5kHz); Max. input: 600V.
RESISTANCE (6 LOW POWER RANGES): 0.1Ω to 20MΩ; Accuracy: ±0.5% rdg ±0.5% f.s. (±1.5% rdg on 20MΩ range); input protected to 120VAC all ranges.
DC CURRENT (6 RANGES): .01μA to 100mA; Accuracy: ±1.0% rdg ±0.5% f.s.
DIMENSIONS AND WEIGHT: 5-7/8" x 3-3/8" x 1-3/4", 8 oz.; **POWER:** 9V battery (not included) or Hickok AC adapter; **READ RATE:** 3/sec.

ADVANCE ELECTRONICS TO ORDER CALL TOLL FREE 800-223-0474

54 West 45th Street, New York, N.Y. 10036 212-687-2224

PLEASE SEND ME

_____ Hickok LX303 Digital Multimeters	@ 74.95 ea.
_____ RC-3 AC Adapter, 115VAC (220VAC avail.)	@ 7.50 ea.
_____ CC-3 Deluxe Carrying Case	@ 7.50 ea.
_____ VP-10 X10 DCV Probe Adapter	@ 14.95 ea.
_____ CS-1 10A DC Current Shunt	@ 14.95 ea.
_____ VP-40 40 KV DC Probe	@ 35.00 ea.

Payment encl. Bill my: Master Charge VISA

Account # _____ Exp. Date _____

Name _____

Address _____

City _____ State _____ Zip _____

Add \$3.00 Postage and Handling, N.Y. residents add sales tax.

73025X2

Comfort Mods for the Mark II

—invert your duck

The latest in armpit safety.



*Lewis Dickson WA4HUZ
1814 Hidden Glen Dr.
Marietta GA 30067*

Recently I became the proud owner of one of Wilson's latest innovations, the Mark II. This new hand-held is quite compact, light, and easy to carry.

I have included a couple of features on my rig I feel make it more versatile and easy to handle.

First, I have added a belt clip to the back of the unit. The best clip I have found is by Motorola. It matches the color and texture of the plastic of the Wilson case exactly. The only way I have been able to get this clip is by ordering the complete back with clip for the HT220 from Motorola. It is part number NLN6675A and costs \$9.63. (It has the big Motorola "M" on it, but just look at it as a "W" upside down.)

Installation is easy—just drill two small holes near the top of the battery cover and attach the clip with two screws.

Second, I made an addition at the antenna. When carrying hand-held rigs that are restricted to rubber ducky antennas on your belt, the ducky tends to get stuck under your armpit. To avoid this uncomfortable experience, I added two 90° BNC connectors. This allows the rubber ducky to be swiveled down alongside the rig out of the way. Granted, this is not the most ideal position for such a high gain antenna for DX work, but it's good around a hamfest to monitor for your buddies to call and even to transmit short distances or listen to nearby repeaters. When you need to work DX, just swivel the antenna into the up position.

I took my modified Mark II to the Atlanta hamfest and was stopped several times by people inquiring about the antenna arrangement. When I returned to the hamfest the next day, I noticed half a dozen people with "bent" rubber duckies on their Wilsons. ■

A dual HF wattmeter at a great low price!

Reads both forward and reflected power at the same time!

Keep tabs on your transmitter with this handy new dual HF wattmeter. It measures both forward and reflected power for frequencies between 1.8 and 30 MHz (160, 80, 40, 20, 15 and 10 meters). It measures transmitter output up to 200/2000 watts in the forward direction and 50/500 watts reflected. Two front panel meters monitor forward and reflected power and one switches to give you a direct reading of SWR from 1:1 to 3:1. A factory assembled and calibrated sensor gives the HM-2140 far better accuracy and reliability than other kit-type meters. In fact, full scale accuracy in the 200/2000-watt forward ranges is $\pm 5\%$, and $\pm 7.5\%$ on reflected ranges. The front panel

forward power meter can be switched to read PEP or average power. Operation on a single 9-volt battery or optional AC adapter makes the HM-2140 convenient and versatile. At \$69.95, and with just a few hours of enjoyable kitbuilding, you'll have a wattmeter that can be a real aid to your station!

**HEATHKIT®
AMATEUR
RADIO**

See us at the Dayton Hamvention, April 27-29.

Price is mail order net F.O.B., Benton Harbor, Michigan.
Prices and specifications subject to change without notice.



There's More for the Ham at Heath!

Mail coupon at right for your

FREE

Heathkit Catalog!

Read about nearly 400 electronic kits you can build yourself for fun, for satisfaction and for savings!

If coupon is missing, write
Heath Company, Dept. 011-520
Benton Harbor, Michigan 49022



HEATH

Schlumberger

Heath Company, Dept. 011-520
Benton Harbor, Michigan 49022

**FREE
CATALOG**

Please send me my FREE Heathkit Catalog.
I am not receiving your current catalogs.

Name _____

Address _____

City _____ State _____

AM-388 _____ Zip _____

Instant Software Has It All . . .

Ask for Instant Software at your local computer store, use the handy order blank provided at right, or order your software by phone—call Toll Free 1-800-258-5473.

Action Games

SPACE TREK II Protect the quadrant from the invading Klingon warships. The Enterprise is equipped with phasers, photon torpedoes, impulses power, and warp drive. It's you alone and your TRS-80 Level I 4K, Level II 16K against the enemy. **Order No. 0002R \$7.95.**

SPACE TREK III Let yourself go to the far ends of the solar system—and beyond. This package includes:

- **Stellar Wars**—Shoot down the Tie fighters and destroy the Death Star.
- **Planetary Lander**—Land your spacecraft and plant your flag across the solar system.

These one player games require a TRS-80 Level I 4K. **Order No. 0031R \$7.95.**

SPACE TREK IV Trade or wage war on a planetary scale. This package includes:

- **Stellar Wars**—Engage and destroy Tie fighters in your attack on the Death Star. For one player.
- **Population Simulation**—A two player game where you control the economy of two neighboring planets. You decide, guns or butter, with your TRS-80 Level II 16K. **Order No. 0034R \$7.95.**

TREK-X Command the Enterprise as you scour the quadrant for enemy warships. This package not only has superb graphics, but includes programming for optional sound effects. A one player game for the PET 8K. **Order No. 0032P \$7.95.**

CAR RACE/RAT TRAP/ANTIAIRCRAFT Enjoy these challenging, fun filled programs:

- **Car Race**—You and a friend can race on a choice of two tracks.
- **Rat Trap**—Trap the rat in his maze with your two cats. For one player.
- **Antiaircraft**—Aim and shoot down the enemy airplane. Requires Level I 4K TRS-80. **Order No. 0011R \$7.95.**

PENNY ARCADE Enjoy this fun filled package that's as much fun as a real penny arcade—at a fraction of the cost!

- **Faster Than Life**—This is a life simulation program in machine language.
- **Poetry**—Compose free verse poetry on your computer.
- **Trap**—Control two moving lines at once and test your coordination.
- **Poker**—Play five card draw poker and let your PET deal and keep score.
- **Solitaire**—Don't bother to deal, let your PET handle the cards in this "old favorite" card game.
- **Eat-Em-Ups**—Let your gobble can eat up before the game is over.

These six programs require the PET with 8K. **Order No. 0044P \$7.95.**

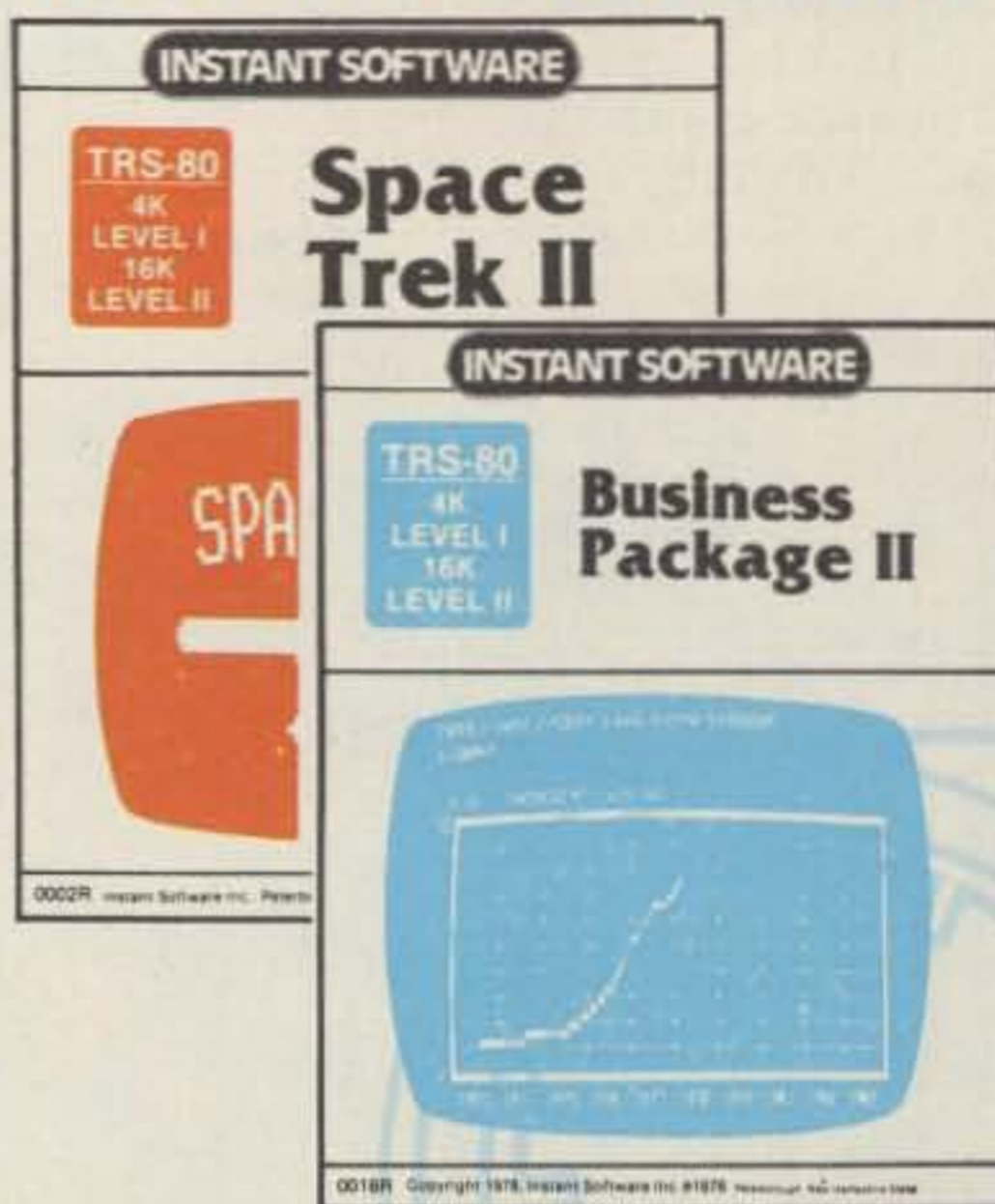
RAMROM PATROL/TIE FIGHTER/KLINGON CAPTURE Buck Rogers never had it so good. Engage in extraterrestrial warfare with:

- **Ramrom Patrol**—Destroy the Ramrom ships before they capture you.
- **Tie Fighter**—Destroy the enemy Tie fighters and become a hero of the rebellion.
- **Klingon Capture**—You must capture the Klingon ship intact. It's you and your TRS-80 Level II 16K battling across the galaxy. **Order No. 0028R \$7.95.**

QUBIC-4/GO-MOKU Play two ancient games on your modern PET. The two programs included are:

- **Qubic-4**—Play a multi-dimensional game of tic-tac-toe.
- **Go-Moku**—Line up five of your men while blocking the PET's moves.

These one player games require 8K of memory. **Order No. 0038P \$7.95.**



DEMO I This package is just the thing to show your friends what your TRS-80 can do. Included are:

- **Computer Composer**—Compose and play music using only a standard AM radio.
- **Baseball**—Play baseball with your computer while it does the score keeping.
- **Horse Race**—Place your bet and cheer your pony to the winner's circle.
- **ESP**—Test your powers of extra sensory perception.
- **Hi-Lo/Tic-tac-toe**—Guess the secret number or get three in a row.
- **Petals Around the Rose**—Can you figure out the secret behind the five dice?
- **Slot Machine**—Turn your computer into a one-armed bandit. These programs require a TRS-80 Level I 4K. **Order No. 0020R \$7.95.**

BASIC AND INTERMEDIATE LUNAR LANDER Bring your lander in under manual control. The Basic version is for beginners; the Intermediate version is more difficult with a choice of landing areas and rugged terrain. For one player with a TRS-80 Level I 4K, Level II 16K. **Order No. 0001R \$7.95.**

Business

BUSINESS PACKAGE I Keep the books for a small business with your TRS-80 Level I 4K. The six programs included are:

- **General Information**—The instructions for using the package.
- **Fixed Asset Control**—This will give you a list of your fixed assets and term depreciation.
- **Detail Input**—This program lets you create and record your general ledger on tape for fast access.
- **Month and Year to Date Merge**—This program will take your monthly ledger data and give you a year to date ledger.
- **Statements**—With this program you can quickly get trial balance and profit and loss statements.
- **Statements**—This program will combine all your data from the profit and loss statements into a year end balance sheet.

With this package, you can make your TRS-80 a working partner. **Order No. 0013R \$29.95.**

BUSINESS PACKAGE II With these four programs, you can analyze investment problems and forecast trends that can affect your business. The programs use a TRS-80 Level I 4K, Level II 16K and include:

- **Business Data Analysis and Extended Business Data Analysis**—These two programs will analyze data and give you a forecast of coming trends.
- **Financial Analysis**—This program will analyze financial investments and show you rates of return on annuities, sinking funds, mortgages, and bonds.
- **Business Cycle Analysis**—This program will graph the upturns and down trends of your business. With this package, you can see what's ahead for your business. **Order No. 0016R \$19.95.**

BUSINESS PACKAGE III This package can change your TRS-80 into a full working parameter for any businessman:

- **Inventory**—Maintain a computer based inventory for a constant inventory system.
- **Commissions and Percentages**—Let your computer figure out mark up and discount calculations, sales tax and more. This is a perfect time saving package for any small business. **Order No. 0061R \$7.95.**

TANGLE/SUPERTRAP These two programs require fast reflexes, and a good eye for angles:

- **Tangle**—Make your opponent crash his line into an obstacle.
- **Supertrap**—This program is an advanced version of Tangle with many user control options.

Enjoy these exciting and graphically beautiful programs. For one or two players with an 8K PET. **Order No. 0029P \$7.95.**

CAVE EXPLORING/YACHT/CONCENTRATION These three programs are not only fun but stimulating as well:

- **Cave Exploring**—Search for fabulous treasures as you explore the magic cave. For one player.
- **Yacht**—One player can enjoy this game based on Yahtzee.
- **Concentration**—Two players can pit their memories in this program based on the popular television show. You'll need a TRS-80 with Level I and 16K. **Order No. 0010R \$7.95.**

DESTROY ALL SUBS/GUNBOATS/BOMBER This package of three programs is fun for the whole family. Included are:

- **Destroy All Subs**—Hunt down enemy subs while avoiding mines and torpedoes. A one player game.
- **Gunboats**—One or two players can try to blow each others ships out of the water.
- **Bomber**—Carefully release your bomb to destroy the moving submarine. A one player game.

To enjoy these programs you'll need a TRS-80 Level I 4K. **Order No. 0021 R \$7.95.**

KNIGHT'S QUEST/ROBOT CHASE/HORSE RACE This varied package of one player games will give you hours of fun.

- **Knight's Quest**—Battle demons to gain treasure and become a full fledged knight.
- **Robot Chase**—Destroy the deadly robots without electrocuting yourself.
- **Horse Race**—Place your bet and cheer your horse to the finish line.

These programs require a TRS-80 Level I 16K. **Order No. 0003R \$7.95.**

Educational Games and Simulations

BOWLING Let your TRS-80 set up the pins and keep score. One player can pick up spares and get strikes. For the TRS-80 Level I & II 4K. **Order No. 0033R \$7.95.**

CHECKERS/BACARRAT Play two old favorites with your PET

- **Checkers**—Let your PET be your ever-ready opponent in this computer based checkers program.
- **Bacarrat**—You have both Casino and Blackjack style games in this realistic program. Your PET with 8K will offer challenging play anytime you want. **Order No. 0022P \$7.95.**

CASINO II This craps program is so good, it's the next best thing to being in Las Vegas or Atlantic City. It will not only play the game with you, but will also teach you how to play the odds and make the best bets. A one player game, it requires a PET 8K. **Order No. 0015P \$7.95.**

AIR FLIGHT SIMULATION Turn your TRS-80 into an airplane. You can practice takeoffs and landings with the benefit of full instrumentations. This one player simulation requires a TRS-80 Level I 4K, Level II 16K. **Order No. 0017R \$7.95.**

GOLF/CROSSOUT Have fun with these exciting one player games. Included are:

- **Golf**—You won't need a mashie or putter—or a caddie for that matter to enjoy a challenging 18 holes.
- **Crossout**—Remove all but the center peg in this puzzle and your neighbors will call you a genius. You'll need a TRS-80 Level I 4K, Level II 16K. **Order No. 0009R \$7.95.**

GOLF Without leaving the comfort of your chair, you can enjoy a computerized 18 holes of golf with a complete choice of clubs and shooting angles. You need never cancel this game because of rain. One or two players can

enjoy this game on the Apple with Applesoft II and 20K. **Order No. 0018A \$7.95.**

DOW JONES Up to six players can enjoy this exciting stock market game. You can buy and sell stock in response to changing market conditions. Get a taste of what playing the market is all about. Requires a PET with 8K. **Order No. 0026P \$7.95.**

HEX PAWN/SHUTTLE CRAFT DOCKING/SPACE CHASE/BATTLESHIP This four game package is sure to provide hours of fun for the whole family

- **Hex Pawn**—Turn your TRS-80 into a model of artificial intelligence by playing a simple game.
- **Shuttle Craft Docking**—Land your shuttle craft on the starship—even through varying gravity fields!
- **Space Chase**—Seek out and destroy the enemy delta that's hidden in the star field.
- **Battleship**—You must find and destroy the enemy fleet. This package requires a TRS-80 Level I 16K. **Order No. 0041R \$7.95.**

SANTA PARAVIA AND FIUMACCIO Become the ruler of a medieval city state as you struggle to create a kingdom. Up to six players can compete to see who will become the King or Queen first. This program requires a TRS-80 Level I & II. 16K. **Order No. 0043R \$7.95.**

CARDS This one player package will let you play cards with your TRS-80—talk about a poker face!

- **Draw and Stud Poker**—These two programs will keep your game sharp.
- **No Trump Bridge**—Play this popular game with your computer and develop your strategy. This package's name says it all. Requires a TRS-80 Level II 16K. **Order No. 0063R \$7.95.**

MIMIC Test your memory and reflexes with the five different versions of this game. You must match the sequence and location of signals displayed by your PET. This one player program includes optional sound effects with the PET 8K. **Order No. 0039P \$7.95.**

BOWLING/TRILOGY Enjoy two of America's favorite games transformed into programs for your Apple:

- **Bowling**—Up to four players can bowl while the Apple sets up the pins and keeps score. Requires Applesoft II.
- **Trilogy**—This program can be anything from a simple game of tic-tac-toe to an exercise in deductive logic. For one player. This fun filled package requires an Apple with 20K. **Order No. 0040A \$7.95.**

BACKGAMMON/KENO Why sit alone when you can play these fascinating games with your TRS-80.

- **Backgammon**—Play against the computer. Your TRS-80 will give you a steady challenging game that's sure to sharpen your skills.
- **Keno**—Enjoy this popular Las Vegas gambling game. Guess the right numbers and win big. You'll need a TRS-80 Level I & II. **Order No. 0004R \$7.95.**

OIL TYCOON Avoid oil spills, blow outs and dry wells as you battle to become the worlds richest oil tycoon. Two players become the owners of competing oil companies as they search for oil and control their companies. Requires a TRS-80 4K Level I & II. **Order No. 0023R \$7.95.**

CASINO I These two programs are so good, you can use them to check out and debug your own gambling system!

- **Roulette**—Pick your number and place your bet with the computer version of this casino game. For one player.
- **Blackjack**—Try out this version of the popular card game before you go out and risk your money on your own "sure fire" system. For one player. This package requires a PET with 8K. **Order No. 0014P \$7.95.**

Home and Personal

PERSONAL FINANCE I Let your TRS-80 handle all the tedious details the next time you figure your finances:

- **Personal Finance I**—With this program you can control your incoming and outgoing expenses.
- **Checkbook**—Your TRS-80 can balance your checkbook and keep a detailed list of expenses for tax time.

This handy financial control for the home requires only a TRS-80 Level I 4K. **Order No. 0027R \$7.95.**

MORTGAGE WITH PREPAYMENT OPTION/ FINANCIER These two programs will more than pay for themselves if you mortgage a home or make investments:

- **Mortgage with Prepayment Option**—Calculate mortgage payment schedules and save money with prepayments.
- **Financier**—Calculate which investment will pay you the most, figure annual depreciation, and compute the cost of borrowing, *easily and quickly.* All you need to become a financial wizard with an 8K PET. **Order No. 0006P \$7.95.**

STATUS OF HOMES/AUTO EXPENSES Two long awaited programs that have got to save you money at work or in the home:

● **Status of Homes**—This program will allow you to keep track of all the expenses involved in building one house or an entire subdivision.

● **Auto Expenses**—Find out *exactly* what it costs you to drive your car or truck. These programs require a TRS-80 Level I 4K. **Order No. 0012R \$7.95.**

PERSONAL WEIGHT CONTROL/BIORHYTHMS Let your PET help take care of your personal health and safety:

- **Personal Weight Control**—Your PET will not only calculate you your ideal weight, but also offer a detailed diet to help control your caloric intake.
- **Biorhythms**—Find out where your critical days are for physical, emotional, and intellectual cycles. You'll need only a PET with 8K memory. **Order No. 0005P \$7.95.**

BASEBALL MANAGER This pair of programs will let you keep statistics on each of your players. Obtain batting, on-base, and fielding averages at the touch of a finger. Data can be easily stored on cassette tape for later comparison. All you need is a PET with 8K. **Order No. 0062P \$14.95.**

BLISS This package is the answer to the prayers of harried bowling league scorekeepers. The Bowling League Statistics System will keep a computerized list of league data, team data, and data for each bowler. It is extremely flexible and has a total of 16 different options to let you modify the program to suit your league's rules. The program is very easy to use and has extensive "built in" aids to help you along. Requires TRS-80 Level II 16K. **Order No. 0056R \$24.95.**

Cut along dotted line and mail today

Order your
Instant Software
today!

To order by phone, call
toll free 1-800-258-5473
(MasterCharge, VISA
and AMEX order accept-
ed) or ask for Instant
Software at your local
computer store.

- Check Money Order VISA AMEX
 MasterCharge Expiration date _____

Card No. _____

Name _____

Address _____

City _____ State _____ Zip _____

Signed _____

Send me the following
Instant Software:

Quantity	Order No.	Program name	Unit Cost	Total cost
	0067	Blank Cassettes for Data Storage Sold in lots of four	\$7.95	
			Total order	

Instant Software Inc. Dept. 73-ISA-1
Peterborough NH 03458

Electronics

HAM PACKAGE I This versatile package lets you solve many of the commonly encountered problems in electronics design. With your Level I 4K or Level II 16K TRS-80, you have a choice of:

- **Basic Electronics with Voltage Divider**—Solve problems involving Ohm's Law, voltage dividers, and RC time constants.
- **Dipole and Yagi Antennas**—Design antennas easily, without tedious calculations. This is the perfect package for any ham or technician. **Order No. 0007R \$7.95.**

ELECTRONICS I This package will not only calculate the component values for you, but will draw a schematic diagram too. You'll need a TRS-80 Level I 4K, Level II 16K to use:

- **Tuned Circuits and Coil Winding**—Design tuned circuits without resorting to cumbersome tables and calculations.
- **555 Timer Circuits**—Quickly design astable or monostable timing circuits using this popular IC.
- **LM 381 Preamp Design**—Design IC preamps with this low noise integrated circuit. This package will reduce your designing time and let you build those circuits fast. **Order No. 0008R \$7.95.**

An 8080 Repeater Control System

— part III: software

The finishing touches.

A development system is necessary to write and debug a program of the size and complexity of that of the repeater control. There are commercial development systems available, and hams lucky enough to have access to these systems have the opportunity to modify the program presented here with ease. Medium-to-large-size hobby com-

puters are also equal to the task. I used my personal homemade computer for development. It has 60K of read/write memory, a high level operating system including a text editor and assembler, printer, debugging tools, and the capability to program 2708s. The processor itself is an 8080, so I was able to actually execute the repeater program on it before burning it into ROM.

A good development system is a must when starting from scratch, but if the program is to be used as presented with only code changes, most any hobby computer can be made to program the ROMs. Major modifications would necessitate reassembly.

Program Analysis

The repeater control program is fairly long and it may appear quite complicated at first glance. Everything is broken down into manageable subroutines, so it is not too difficult to follow program flow. The software consists of two programs: the foreground program and the interrupt program. The two programs are separate and operate independently. The foreground program counts time, and when it is

time for an identification, it performs the CW ID. Touchtones™ interrupt the processor, and control is passed to the interrupt program (which performs whatever task is required). The foreground program may be interrupted at any time, and when the interrupt service routine exits, control returns to the foreground program at the point where it left. This is apparent when listening to the repeater. If the repeater is identifying, and a touchtone is sent, the ID halts, and, after the tones are handled, the ID resumes where it left off. The beauty of the scheme is that the interaction of the programs is handled entirely by the interrupt hardware.

Foreground Program

Refer to the program listing. At the beginning, some labels are defined. The various ports are set equal to the proper values. CWSPD sets the speed of the CW. At its present setting, the speed is 19 wpm. The CW speed should be proportional to CWSPD. IDTM0 through IDTM3 set the time duration between successive IDs. This is currently set at three minutes.

When the 8080 is reset, it begins executing com-

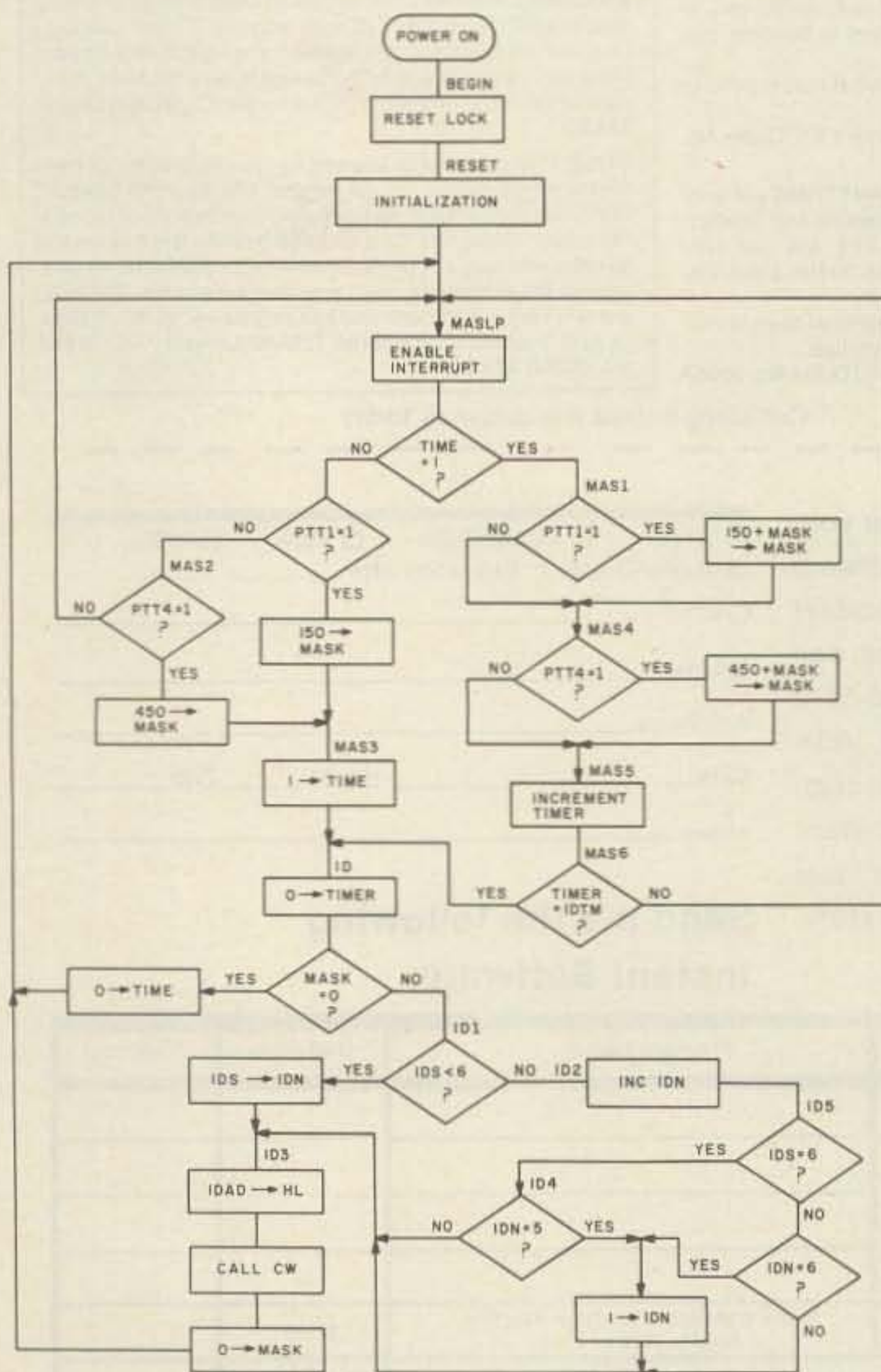


Fig. 1. Foreground program.

mands at address 0. Refer to Fig. 1, a flowchart of the foreground program. At BEGIN, a lock is cleared. The lock permits the removal of the ability to enter the control mode. This will be explained in detail later. Control passes to RESET, where all variables are initialized. All of the output ports are zeroed. A note is in order about how the program handles output. The 8080 can output to its output ports, but it cannot read its output ports back in. Since we need the ability to be able to change only one bit at a time in the output ports, a memory byte is reserved for each output port. Every time the processor outputs data, it writes the output information in the locations OUT0M through OUT7M for ports 0 through 7. This way, if an output bit needs to be changed, the corresponding memory location can be read, the one bit changed, and the byte output. All bits of port 7 are set, because the row and column inputs to the touchtone generator are active low. The stack pointer is loaded, and control jumps around the interrupt location to MASLP.

At MASLP (master loop) the interrupt is enabled, and TIME is checked. If TIME is 0, the system is in the rest mode; as soon as a repeater is used, it will ID. When TIME is 1, the system is counting time to see if it is time to ID. In the program, if TIME is 0, the 150 PTT is checked to see if the repeater is in use. If not, the 450 PTT is checked at MAS2. If neither repeater is in use, the program loops around, continuously waiting for one to be used. When a repeater is activated, either a 150 code or a 450 code is put into MASK. MASK is a variable which tells the CW sending program which repeater to ID. At MAS3, TIME is made 1,

and control goes to ID. At ID, TIMER is zeroed. TIMER is a four-byte counter, used to time up to three minutes. The repeater identifies, but before explaining how that occurs, the other path to ID will be explained.

At MASLP, if TIME is 1, control passes to MAS1. In this portion of the loop, the repeater has identified sometime in the past three minutes. In the subsequent three minutes, the processor keeps tab on the repeaters to see which ones should ID later. At MAS1, MASK is modified to reflect which repeaters are in use. TIMER is incremented, and, at MAS6, TIMER is checked to see if it equals IDTM (ID time). If not, three minutes have not elapsed, and the program loops back to MASLP. When time is up, control passes to ID, as before.

At ID, after TIMER is zeroed, MASK is checked to see if either repeater has been utilized in the last three minutes. If not, control resumes at MASLP after clearing TIME, placing the system back into the idle condition. If a repeater has been used, control goes to ID1. At this point, it must be determined which ID message is to be used. IDS (ID status) may have values from 1 to 7. 1 through 5 specify that that ID number is to be used, 6 indicates that the first four should be cycled, and 7 indicates that all five should be cycled. IDN (ID number) specifies the current ID number. IDN goes from 1 to 5. If IDS is between 1 and 5, IDN is set to IDS and control goes to ID3. At ID1, if IDS is 6 or 7, control goes to ID2 where IDN is incremented, advancing to the next ID message. At ID4 and ID5, IDN is checked to see if it is greater than it should be, and if so, it is set back to 1, and control goes to ID3.

At ID3, the HL registers

are set to the address of the proper ID message, and the CW sending program is called. After sending the ID, MASK is zeroed and control goes to MASLP.

The CW sending routine is shown in Fig. 2. It is assumed that the address of the message to be sent in CW is in the HL registers, and that MASK indicates which repeaters to send the message to. If the destination is 150, MASK contains C0; if the destination is 450,

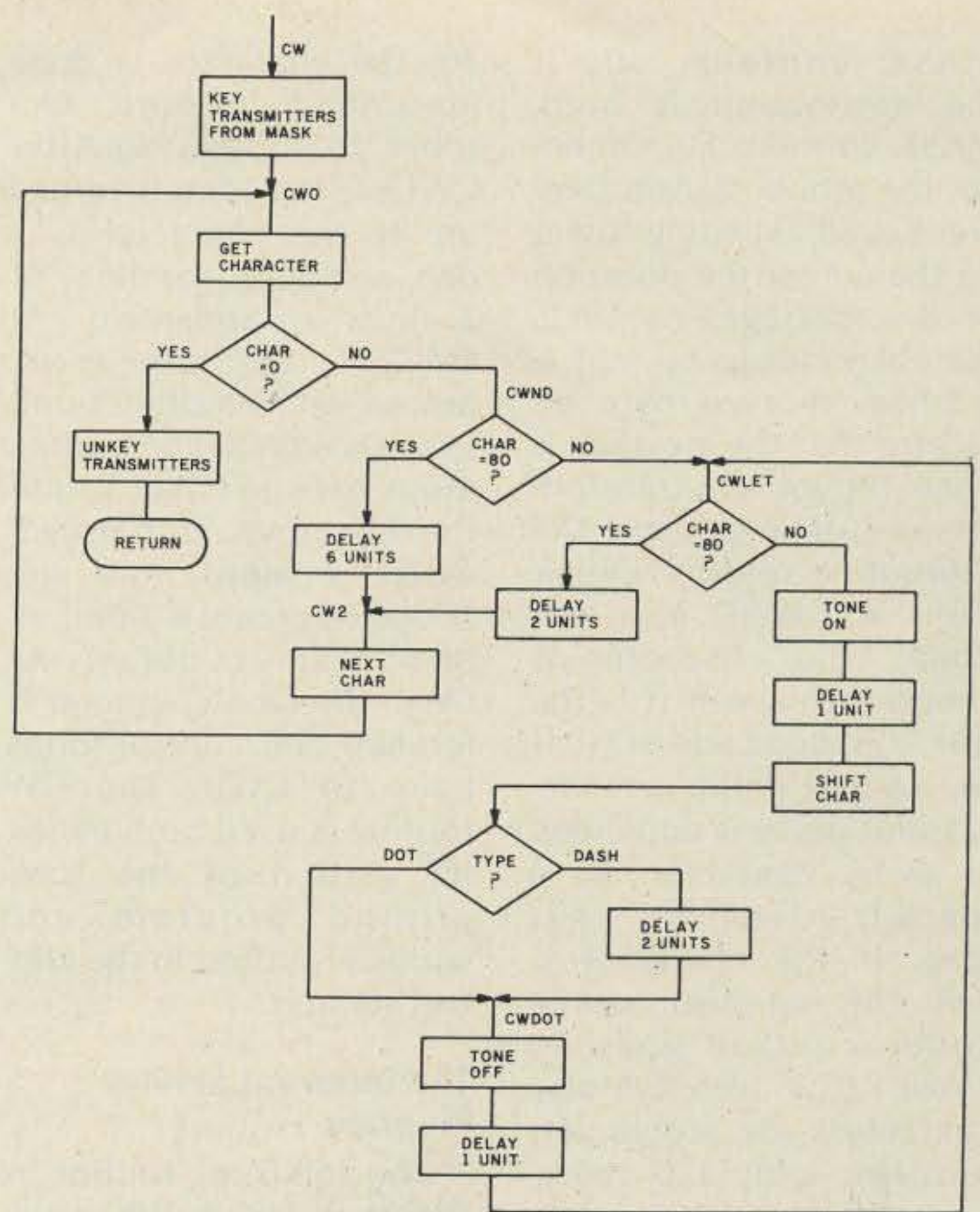


Fig. 2. CW routine.

are set to the address of the proper ID message, and the CW sending program is called. After sending the ID, MASK is zeroed and control goes to MASLP.

The CW sending routine is shown in Fig. 2. It is

assumed that the address of the message to be sent in CW is in the HL registers, and that MASK indicates which repeaters to send the message to. If the destination is 150, MASK contains C0; if the destination is 450,

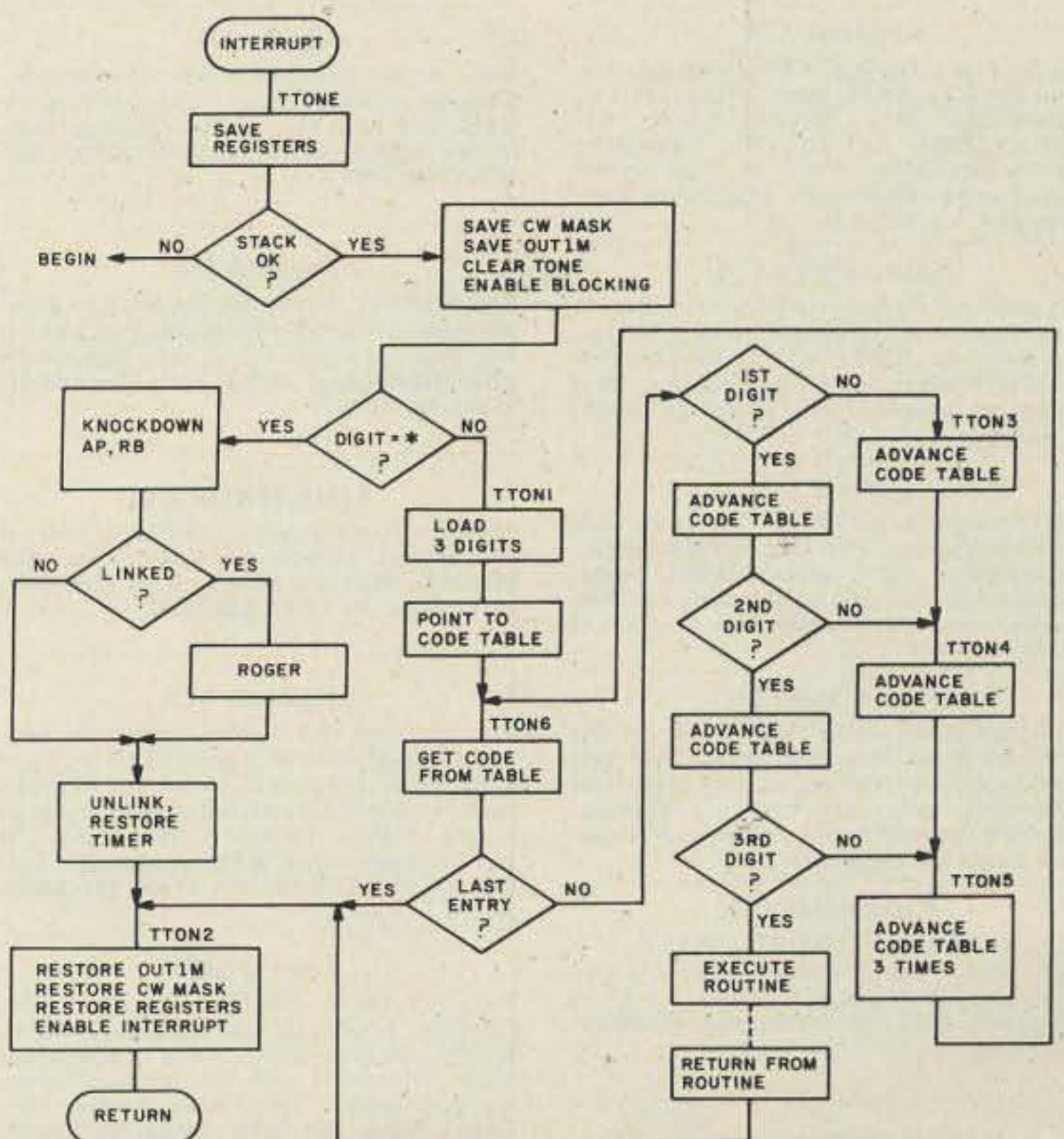


Fig. 3. Interrupt service routine.

MASK contains 30; if the destination is both, MASK contains F0. On entry, the proper transmitters are keyed, keeping them on the air for the duration of the message. At CW0, the character to be sent is fetched. A zero byte indicates that the message is done. If done, the transmitters are unkeyed, and the subroutine returns. Otherwise, at CWND (CW not done), the character is checked to see if it is the special space code of 80. If so, a 6-unit delay is made. A 1-unit delay is appended to every character, so a space is a total of 7 units long. If the character is not the special space code, control goes to CWLET (CW letter). Morse characters are stored left justified, with a 0 representing a dit and a 1 a dah. The byte is shifted left after each dit or dah, and when the byte ends up at

80, the character is done (described in *Byte*, October, 1976, page 36). After CWLET, the tone is turned on. If the character is a dah, an additional delay of 2 units is appended. At CWDOT, the tone is removed, and a trailing 1-unit space is added. The routine loops back to CWLET until the character is finished, where 2 more units are added to create a 3-unit intercharacter delay. At CW2, the next character is fetched and control loops back to CW0. The CW routine is used both by the ID section of the foreground program and various routines in the control section.

The Interrupt Service Program

The interrupt routine is shown in Fig. 3. When the 8080 is interrupted, it goes to address 38. It jumps to TSTONE (touchtone), where

the service routine is located. Since the foreground program may be interrupted at any time, it is necessary to save all registers. As an error-recovery technique, the stack pointer is checked to see if it is in the limited address space where RAM is located. If not, something is awry, and the program jumps to the beginning, resetting everything. If the stack is okay, MASK is saved, since it may need to be modified by the interrupt programs. OUT1M is saved because some bits are changed there as well. The CW tones are killed, in case an ID has been interrupted (which could leave a constant tone on the repeater until return to the foreground program), and BLK is set high, enabling the blocking function. The decoder is checked to see if the digit is a *, the knockdown digit. If so, the

KD output is pulsed for about a millisecond to kill any possible autopatch or remote-base function. If the repeaters are linked, the routine ROGER is called, which sends the "R" in CW. The repeaters are unlinked, and the timeout timer is placed into the timing mode in case a single-digit autopatch was in progress. Control goes to TTON2, the exit point.

If the incoming digit is not a *, LOAD is called, which gets a three-digit code. The code table is checked for the three-digit code. If the code is not found in the table, control goes to TTON2, and nothing happens. If the code is found in the code table, the address of the routine to execute that particular code is obtained. At that point, the program jumps to the particular routine. After the routine is executed, control jumps to

DEALER DIRECTORY

Fontana CA

We carry the following: ICOM, Midland, Amcom, DenTron, KLM, Swan, Drake, Ten-Tec, Wilson, SST, MFJ, Hy-Gain, Lunar, Nye-Viking, B&W, Redi-kilowatt, CushCraft, Mosley, Big Signal, Pipa, etc. Full Service Store Fontana Electronics, 8628 Sierra Ave., Fontana CA 92335, 822-7710.

Santa Clara CA

Bay area's newest Amateur Radio store. New & used Amateur Radio sales & service. We feature Kenwood, ICOM, Wilson, Yaesu, Atlas, Ten-Tec & many more. Shaver Radio, 3550 Lochinvar Avenue, Santa Clara CA 95051, 247-4220.

Denver CO

Experimenter's paradise! Electronic and mechanical components for computer people, audio people, hams, robot builders, experimenters. Open six days a week. Gateway Electronics Corp., 2839 W. 44th Ave., Denver CO 80211, 458-5444.

New Castle DE

Paul WA3QPX, Rob WA3QLS—Serving amateurs in southern New Jersey, Delaware, and Maryland with the largest stock of amateur equipment and accessories in Delaware. Delaware Amateur Supply, 71 Meadow Road, New Castle DE 19720, 328-7728.

Columbus GA

KENWOOD—YAESU—DRAKE
The world's most fantastic amateur showroom! You gotta see it to believe it! Radio Wholesale, 2012 Auburn Avenue, Columbus GA 31906.

Tell them you saw
their name in 73

Boise ID

Alliance, Amcom, CIR, Cushcraft, Dentron, Edgcom, ICOM, Hustler, KDK, MFJ, NPC, NYE, SST, Ten-Tec, Wilson. Custom Electronics, 1209 Broadway, Boise ID 83706, Bob W7SC 344-5084.

Preston ID

Ross WB7BYZ, has the Largest Stock of Amateur Gear in the Intermountain West and the Best Prices. Call me for all your ham needs. Ross Distributing, 78 So. State, Preston ID 83263, 852-0830.

Terre Haute IN

Your ham headquarters located in the heart of the midwest. Hoosier Electronics, Inc., 43B Meadows Shopping Center, P.O. Box 2001, Terre Haute IN 47802, 238-1456.

Littleton MA

The ham store of N.E. you can rely on. Kenwood, ICOM, Wilson, Yaesu, DenTron, KLM amps, B&W switches & wattmeters, Whistler radar detectors, Bearcat, Regency, antennas by Larsen, Wilson, Hustler, GAM. TEL-COM Inc. Communications & Electronics, 675 Great Rd., Rt. 119, Littleton MA 01460, 486-3040.

Laurel MD

We stock Drake, Ten-Tec, Wilson, ICOM, DenTron, Tempo, Hy-Gain, Midland, Mosley, Hustler. 40-page ham catalog available for \$1.00 (refundable with 1st purchase)—write for cash quote! The Comm Center, Inc., Laurel Plaza, Rte. 198, Laurel MD 20810, 792-0600.

St. Louis MO

Experimenter's paradise! Electronic and mechanical components for computer people, audio people, hams, robot builders, experimenters. Open six days a week. Gateway Electronics Corp., 8123-25 Page Blvd., St. Louis MO 63130, 427-6116.

Camden NJ

X-Band (& other frequencies) Microwave Components & Equipment. Laboratory Grade Test Instruments, Power Supplies, 1000's in stock at all times, BUY & SELL all popular makes—HP, GR, FXR, ESI, Sorensen, Singer, etc. Lectronic Research Labs, 1423 Ferry Ave., Camden NJ 08104, 541-4200.

Syracuse NY

We Deal, We Trade, We Discount, We Please! Yaesu, Kenwood, Drake, ICOM, Ten-Tec, Swan, DenTron, Midland, CushCraft, KLM, Hy-Gain, etc. Complete 2-way service shop! Ham-bone Radio (div. Stereo Repair Shop) 3206 Erie Blvd. East, Syracuse NY 13214, 446-2266.

Syracuse-Rome-Utica NY

Featuring: Yaesu, ICOM, Drake, Atlas, DenTron, Ten-Tec, Swan, Tempo, KLM, Hy-Gain, Mosley, Wilson, Larsen, Midland Southwest Technical Products. You won't be disappointed with equipment/service. Radio World, Oneida County Airport-Terminal Building, Oriskany NY 13424, 337-2622.

Cleveland OH

Need service on your late model or old time equipment? We service all makes and models. Rates \$19.96 hr. Call or write. Communications World, Inc., 4788 State Rd., Cleveland OH 44109, 398-6363.

Scranton PA

ICOM, Bird, CushCraft, VHF Engineering, Antenna Specialists, Barker & Williamson, CDE Rotators, Ham-Keys, Belden, W2AU/W2VS, Shure, Regency, CES Touch-Tone pads, Radio Amateur Callbooks. LaRue Electronics, 1112 Grandview St., Scranton PA 18509, 343-2124.

Souderton PA

Tired of looking at ads ??? Come and try our new and used equipment yourself—personal advice from our staff's 60 years combined ham experience. Electronic Exchange, 136 N. Main St., Souderton PA 18964, 723-1200.

Houston TX

Experimenter's paradise! Electronic and mechanical components for computer people, audio people, hams, robot builders, experimenters. Open six days a week. Gateway Electronics Inc., 8932 Clarkcrest, Houston TX 77063, 978-6575.

Port Angeles WA

Mobile RFI shielding for elimination of ignition and alternator noises. Bonding straps. Components for "do-it-yourself" projects. Plenty of free advice. Estes Engineering, 930 Marine Drive, Port Angeles WA 98362, 457-0904.

DEALERS

Your company name and message can contain up to 25 words for as little as \$150 yearly (prepaid), or \$15 per month (prepaid quarterly). No mention of mail order business or area code permitted. Directory text and payment must reach us 45 days in advance of publication. For example, advertising for the July issue must be in our hands by May 18th. Mail to 73 Magazine, Peterborough NH 03458. ATTN: Aline Coutu.

CALL A.R.S.O.N. NOW!

615 868-4956

for the Best DEALS

Amateur Radio Supply of Nashville, Inc.

615 South Gallatin Road, Madison, Tennessee 37115

✓ A40

best prices · best service · best trades





NEW!

THE NEW FT101ZD
!! IN STOCK!!

Digital 160M-10M
Deluxe Feature


Check the others . . . then get our price!



TS-820S  **KENWOOD**

Deluxe 1.8 - 30 MHz Transceiver

Call or write for special price!!!



YAESU FT 901 DM

Call for yours today!

We stock the FULL Kenwood and Yaesu line. CALL US!!



DENTRON GLA 1000

1 KW DC Input!
1200 W. PEP!!

DENTRON

Clipperton L
MLA 2500 B
DTR 2000 L

We have the new Dentron AF-1A Audio Processor.

Dentron Antenna Tuners, Antennas and SWR Meters.

CHECK OUR PRICES

Fast UPS delivery. Place your order then standback!!! We ship your order the same day we get it. Best prices and quick handling of your order.

Used Equipment? Our stock turns fast - write or call your specific needs.

CLOSEOUT SPECIALS!

Send S.A.S.E. for our pink sheet specials.

STORE HOURS

Mon. - Fri. 9 AM - 5 PM

Sun. 1 PM - 6 PM

NEW!




KENWOOD TR7600
KENWOOD TR7625

10 or 25 Watt FM 2 meter xcvr synthesized with memory **Get our best price!**

PUT YOURSELF IN THE PICTURE!!

SSTV
ROBOT



IN STOCK

Call or write for prices.

NEW!



CDE ROTOR SPECIALS

The **NEW** HAM IV Rotor

Shipping included in cost, etc.

HAM IV Rotor \$147⁰⁰

Ham IV Rotor with 100 ft. rotor cable \$162⁰⁰

Ham IV Rotor plus 100 ft. each - rotor cable and first grade RG 8U \$185⁰⁰

Send cashiers check or M.O.

MIRAGE

- B108 2M AMP
- MP1 HF SWR MTR
- MP2 VHF SWR MTR

We've got 'em in stock!

Call or write for prices.

DATONG

We stock the amazing Datong FL-1 agile active audio filter - absolutely a fantastic addition to your station.



TEN-TEC
OMNI D & A

UNBEATABLE PRICES!!

Full TEN-TEC Line In Stock

Get On Frequency!

DSI Counter Semi-kit



Write or call for special price.

Sure, we take trades on new equipment! Call or write. We're Burning to Make "Hot" Deals!!

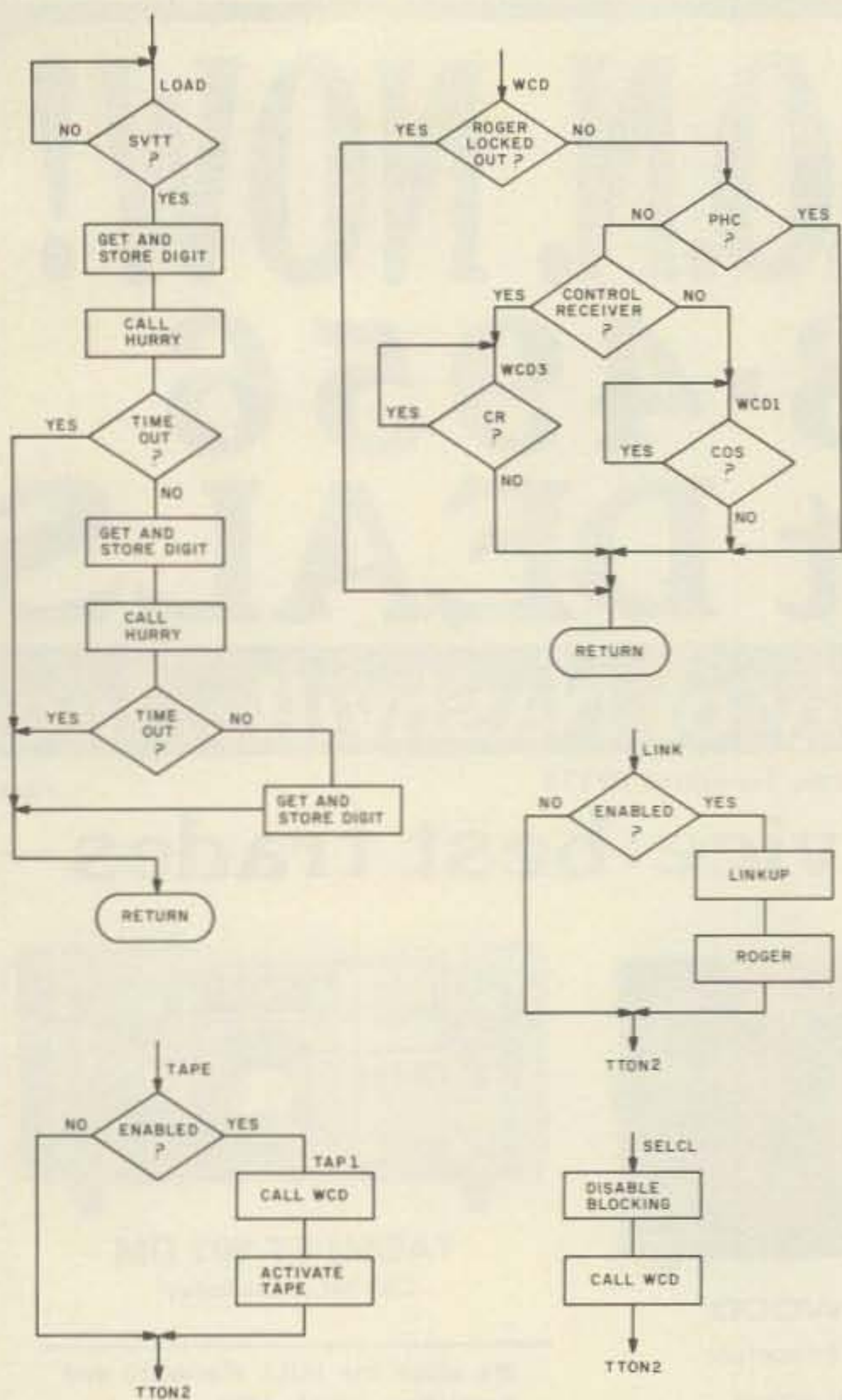


Fig. 4. Load, wait for carrier drop, link, tape, and selective call routines.

TTON2.

At TTON2, everything that was saved upon entry of TONE is restored and the interrupt routine returns to the foreground program.

BITS is a bit set routine used to set a bit in an output byte. The address of the byte is placed in register DE, and a 1 is placed in the desired bit in register B. BITC clears bits the same as BITS sets them.

Shown in Fig. 4, LOAD gets a three-digit code from the touchtone decoder. Upon entry, LOAD waits for SVTT. For user codes, SVTT is immediately present, since it is SVTT which caused the interrupt. For control codes, where several three-digit codes are used, LOAD waits for a code to be entered. When a digit is

ready, LOAD calls DECOD. DECOD reads the input ports and decodes the digits into binary form. The digit is stored, and HURRY is called. HURRY checks VTT while counting time. If a tone occurs before three seconds elapse, HURRY returns with the carry clear. If no tone is received in three seconds, HURRY exits with the carry set. The timeout is detected in LOAD, the program is aborted, and LOAD returns. Otherwise DECOD gets the next digit, the sequence repeating. The third digit is fetched in the same manner. After exiting LOAD, either three digits are stored or an invalid code is stored because of failure to send successive digits within three seconds.

DECOD reads the decoder. Presumably, a tone

is present when DECOD is called. The digits 1 through 9 are stored as those numbers, and 0, *, and # are stored as decimal 10, 11, and 12. A digit stored as 0 indicates an invalid code. LOAD presets the three digits to 0, so timing out results in one or more stored digits remaining 0

The routine WCD is used to wait for a carrier drop. It is possible to lock out the ROGER routine. If this is done, it also eliminates the need to wait for dropping carrier when controlling the repeater. Upon entry, WCD checks for this, and normally proceeds to check to see if it is in the phone control mode. If so, WCD returns. If not, it checks to see if the control receiver is being used. If so, it waits for the signal there to drop. If not, it waits for the COS signal to disappear. In this manner, WCD only waits when necessary, and waits for the proper signal. The LINK routine checks if the function is to be permitted. If so, it links the repeaters and calls ROGER.

The TAPE routine checks to see if the function is enabled, calls WCD, activates the tape, and exits.

The SELCL (selective call) routine clears BLK, calls WCD, and exits. This permits any tones after 3#3 and before the carrier drop to pass.

TTTST, the touchtone

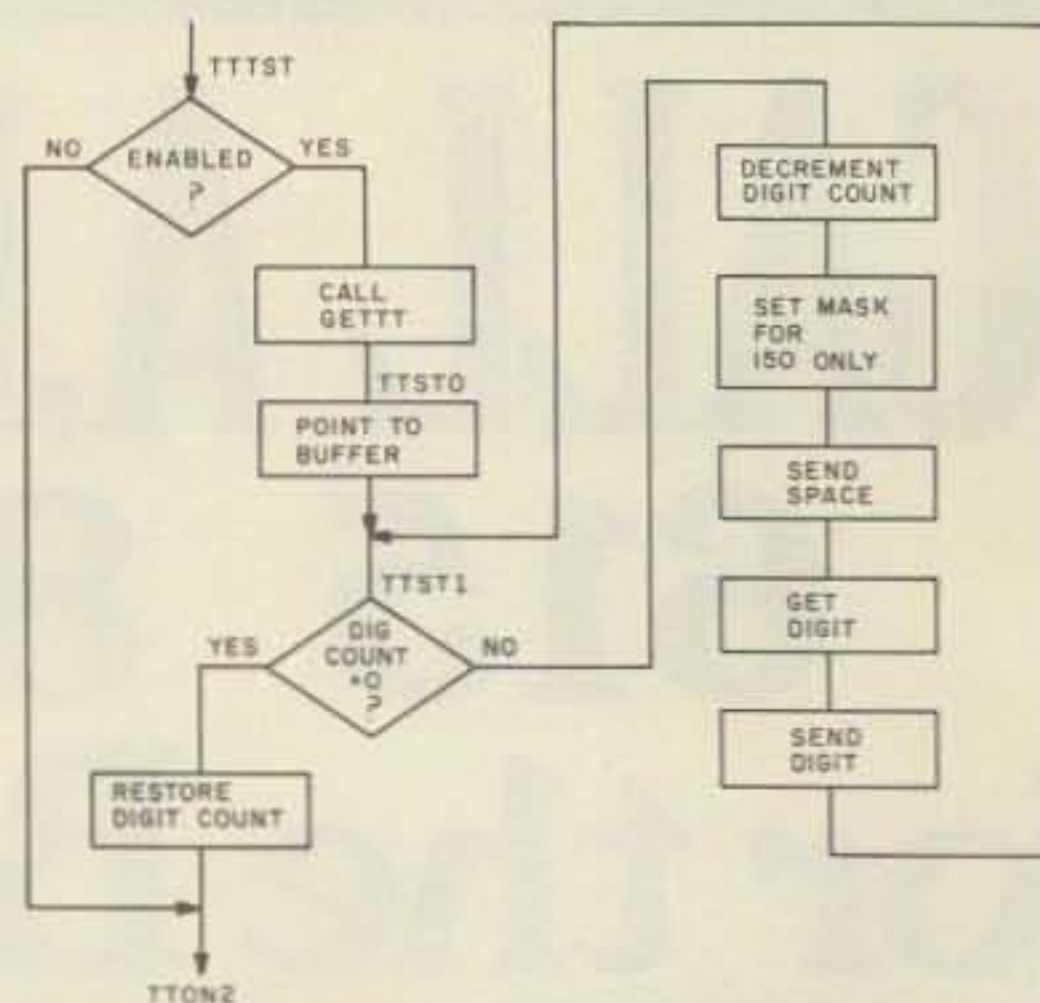


Fig. 5. Touchtone test routine.

test routine, is shown in Fig. 5. If the function is enabled, GETTT (get touchtone) is called, which loads a sequence of digits. Control goes to TTST1, where the digit count is checked. For each digit, the digit is converted to CW and sent. The addresses of the CW conversions are at DIGAD. The actual CW codes are at CWD1 through CWDP. After the buffer is sent, the digit count is restored and TTTST exits.

The GETTT routine is shown in Fig. 6. Upon entry, the digit count is cleared and register pair DE is initialized to the start of the buffer. If carrier is present at GETT1, the VTT is checked. The program loops until either the carrier is dropped or a digit is received. When the latter happens, DECOD is called and the digit is placed into the buffer. The digit count is incremented, and checked to see if the buffer is full. The buffer is loaded in this manner until the carrier is dropped, when GETTT returns. If the buffer length reaches maximum, WCD is called and then GETTT returns.

When the three-digit control code is sent, the program goes to CNTRL, shown in Fig. 7. If the control mode is locked out, CNTRL exits immediately. Otherwise, WCD is called, and then LOAD. The HL registers are

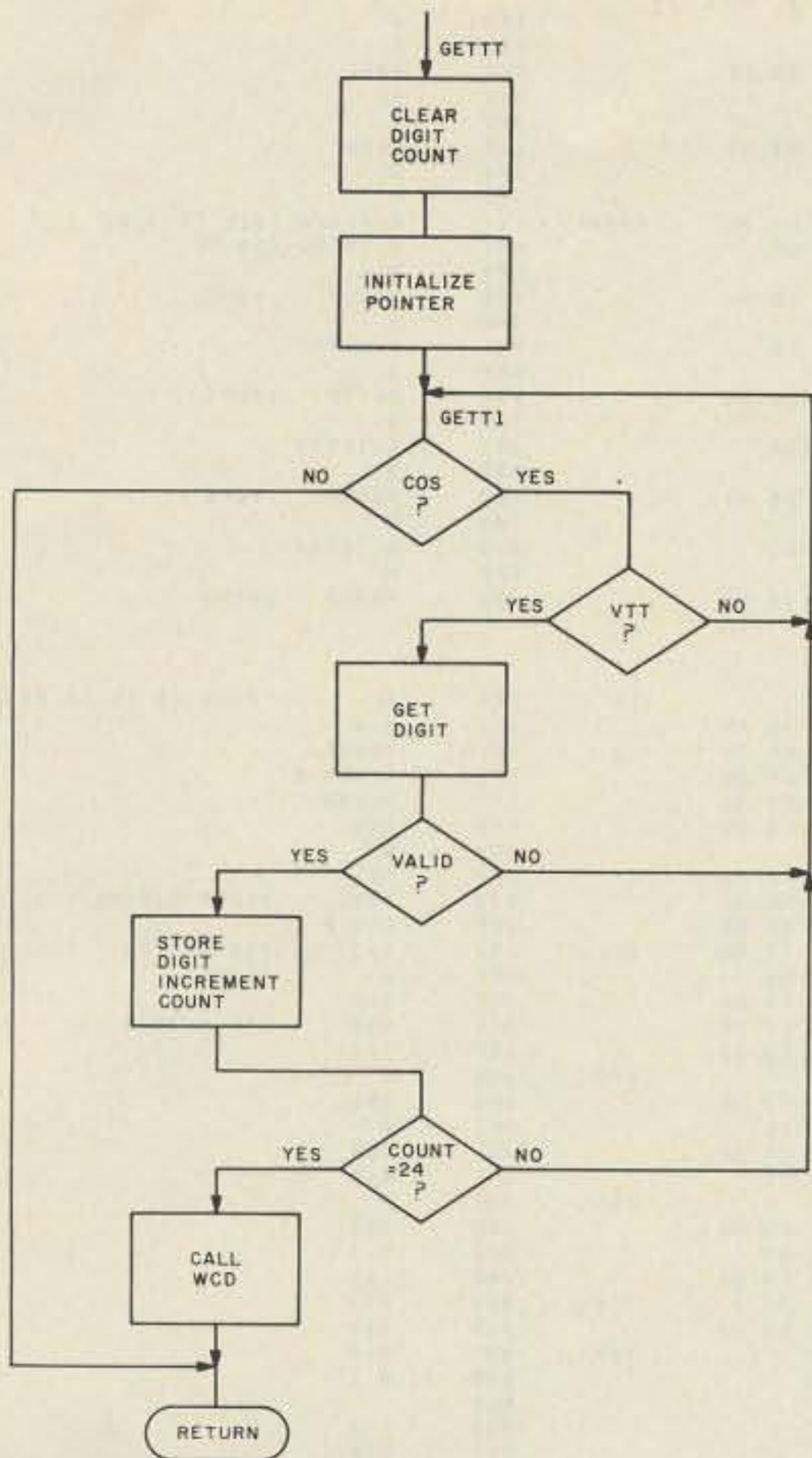


Fig. 6. Get touchtone routine.

loaded with the address of the confirm code. Jumping to TTON6 enters TTONE at a point where the code received is checked against the code table, now consisting only of the confirm code. If the received code is not in the single entry table, the interrupt is aborted as usual. If agreement is found, TTONE sends control to CNTR0, a continuation of CNTRL. WCD is called, and CNTRL then loops at CNTR1 until a tone is received. A single-digit code is expected, and DECOD is called to get it. WCD is again called, and if the received digit is invalid, control exits. Otherwise, ROGER is called and the proper program must be selected. If the received digit is between 1 and 7, IDS is loaded with that digit. The command is done, and CNTRL exits. If the digit is 8, CNTRL jumps to IDLD (ID load). A 10, which is digit 0, sends CNTRL to OUT, and 9 has the program jump to RESET, initializing the en-

tire program with the exception of LOCK. If the digit is a *, TIME is cleared; otherwise, the digit must be a # and CNTRL jumps to LNUM (load number). Each routine, at completion, goes to TTON2 and exits.

Fig. 8 shows IDLD. The HL registers are loaded with the address of the programmable ID. The character byte in register B and element count in register C are cleared at IDLD0. IDLD1 waits for a digit to be received, and DECOD is called. If the digit is 3, the stop byte is stored, ROGER is called, and IDLD exits. Otherwise, control goes to IDNTS (ID not stop), where the digit is checked to see if it is a 2. If so, at IDDLT (ID done, left justify) register B is justified by the element count in register C. The character is stored in the message buffer at IDDL (ID done letter), HL is incremented, and control loops to IDLD0. If the digit is not a 2, it is checked to see if it is a 1. If it is, a 1 is

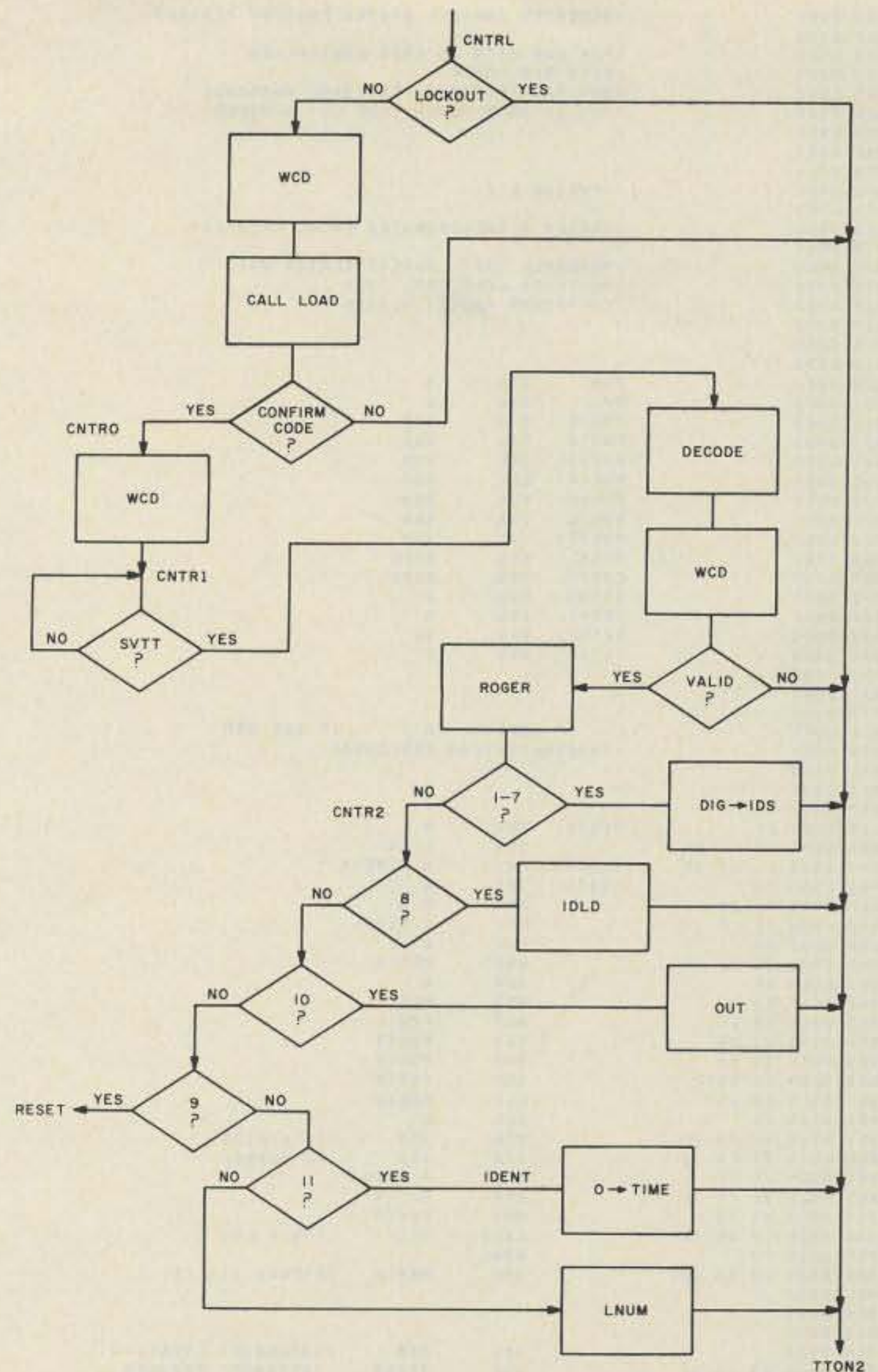


Fig. 7. Control routine.

shifted into register B and the element bit count is incremented. Otherwise, the digit is checked to see if it is a 0, where a 0 is shifted in. If the digit is not a 3, 2, 1, or a 0, then an invalid digit was sent and it is ignored.

The OUT routine, in Fig. 9, outputs selected bits to the output ports. LOAD is called to get a three-digit code. If the first digit is a *, ROGER is called and OUT exits. Otherwise, the digits are checked to see if they are 0, which is invalid. If an invalid entry is made, after carrier drop, control loops back to OUT. If port 0 is selected, the 10 is changed to a 0 for later use. Several validity checks are made, checking to see if port, bit numbers, and output levels make sense. If they do, ROGER is called. At OUT2,

the binary code for the bit number is converted to a 1 in the proper bit of register E. At OPRT (output to port), a machine output instruction is set up in RAM with the required port number. The bit is either set or cleared, and the output instruction in RAM is called. Control loops to OUT, and the cycle continues until OUT is exited with a *.

LNUM (load number) is shown in Fig. 10. The digit count is zeroed, and at LNUM1 LNUM waits for a received digit. DECOD is called, and if the digit is a *, ROGER is called and the routine exits. Otherwise, the digit count is checked and the digit is stored. If more than 11 digits are attempted, the last digit keeps being overwritten.

LOCK has two functions.

```

0001 0000 ;REPEATER CONTROL SYSTEM MONITOR PROGRAM
0002 0000 ;
0003 0000 ;FOR USE WITH AN 8080 CONTROLLER
0004 0000 ;WITH I/O PORTS
0005 0000 ;AND THE NECESSARY EXTERNAL HARDWARE
0006 0000 ;INCLUDING A TOUCH TONE (R) DECODER
0007 0000 ;
0008 0000 ;
0009 0000 ;
0010 0000 ;VERSION 2.0
0011 0000 ;
0012 0000 ;SERIES 2 INCORPORATES ERROR RECOVERY
0013 0000 ;
0014 0000 ;NOVEMBER 1977, ROBERT GLASER H3IC
0015 0000 ;MODIFIED FEBRUARY, 1978
0016 0000 ;COPYRIGHT ROBERT GLASER
0017 0000 ;
0018 0000 ;
0019 0000 ;
0020 0000 PSM: EQU 6
0021 0000 SP: EQU 6
0022 0000 PORT1: EQU 10H
0023 0000 PORT2: EQU 20H
0024 0000 PORT3: EQU 30H
0025 0000 PORT4: EQU 40H
0026 0000 PORT5: EQU 50H
0027 0000 PORT6: EQU 60H
0028 0000 PORT7: EQU 70H
0029 0000 OTSNL: EQU OFFH
0030 0000 CWSPO: EQU 5000
0031 0000 IDTMO: EQU 0
0032 0000 IDTM1: EQU 0
0033 0000 IDTM2: EQU 26
0034 0000 IDTM3: EQU 0
0035 0000 ;
0036 0000 ;
0037 0000 ;
0038 0000 ; ORG 0 ;FIRST ROM
0039 0000 ;INITIALIZATION PROCEDURE
0040 0000 ;
0041 0000 ;
0042 0000 ;
0043 0000 AF BEGIN: XRA A
0044 0001 32 F2 30 STA LCKR
0045 0004 21 F4 30 RESET: LXI H,TIME-1
0046 0007 23 REST1: INX H
0047 0008 36 00 MVI H,0
0048 000A 3E FF MVI A,OTSNL
0049 000C 8D CNP L
0050 000D C2 07 00 JNZ REST1
0051 0010 AF XRA A
0052 0011 03 10 OUT PORT1
0053 0013 03 20 OUT PORT2
0054 0015 03 30 OUT PORT3
0055 0017 03 40 OUT PORT4
0056 0019 03 50 OUT PORT5
0057 001B 03 60 OUT PORT6
0058 001D 3C INR A
0059 001E 32 F3 30 STA IDS ;ID STATUS
0060 0021 32 F4 30 STA IDH ;ID NUMBER
0061 0024 3E FF MVI A,OFFH
0062 0026 32 FF 30 STA OUT7H
0063 0029 03 70 OUT PORT7
0064 002B 2A 00 10 MHLD STCK ;STACK LOC
0065 002E F9 SPHL
0066 002F C3 3B 00 JMP NASLP ;BYPASS INT LOC
0067 0032 ;
0068 0032 ;
0069 0032 ;
0070 0032 ; ORG 30H ;INTERRUPT LOCATION
0071 003B C3 86 01 JMP TONE ;INTERRUPT PROGRAM
0072 003B ;
0073 003B ;
0074 003B ;
0075 003B ;
0076 003B FB NASLP: EQU 8 ;MASTER LOOP
0077 003C 3A F5 30 EI
0078 003F B7 LDA TIME
0079 0040 C2 65 00 ORA A
0080 0043 0B 10 JNZ NAS1 ;TIMING
0081 0045 2F IN PORT1
0082 0046 E6 20 CMA
0083 0048 CA 58 00 ANI 20H ;150 PTT
0084 004B 3E C0 JZ NAS2
0085 004D 32 F6 30 MVI A,OCOH
0086 0050 3E 01 STA NASK ;50 MASK
0087 0052 32 F5 30 MVI A,1
0088 0055 C3 83 00 STA TIME ;START TIMING
0089 0058 0B 10 JMP ID ;IDENTIFY
0090 005A 2F IN PORT1
0091 005B E6 10 MVI 10H ;450 PTT
0092 005D CA 3B 00 JZ NASLP ;NO ACTIVITY
0093 0060 3E 30 MVI A,30H ;450 MASK
0094 0062 C3 40 00 JMP NAS3
0095 0065 0B 10 IN PORT1
0096 0067 2F CMA
0097 0068 F5 PUSH PSW
0098 0069 E6 20 ANI 20H ;150 PTT
0099 006B CA 75 00 JZ NAS4
0100 006E 21 F6 30 LXI H,NASK
0101 0071 3E C0 MVI A,OCOH
0102 0073 B6 ORA H
0103 0074 77 MOV H,A
0104 0075 F1 PDP PSW
0105 0076 E6 10 ANI 10H ;450 PTT
0106 0078 CA 82 00 JZ NAS5
0107 007B 21 F6 30 LXI H,NASK
0108 007E 3E 30 MVI A,30H
0109 0080 B6 ORA H
0110 0081 77 MOV H,A
0111 0082 21 E0 30 NAS5: LXI H,TIMER ;INCR 4 BYTE TIMER
0112 0085 34 INR H
0113 0086 C2 95 00 JNZ NAS6
0114 0089 23 INX H
0115 008A 34 INR H
0116 008B C2 95 00 JNZ NAS6
0117 008E 23 INX H
0118 008F 34 INR H
0119 0090 C2 95 00 JNZ NAS6
0120 0093 23 INX H
0121 0094 34 INR H
0122 0095 21 E0 30 NAS6: LXI H,TIMER ;SEE IF TIME
0123 0098 3E 00 MVI A,IDTMO ;IS UP
0124 009A BE CNP H
0125 009B C2 3B 00 JNZ NASLP ;HOPE
0126 009E 23 INX H
0127 009F 3E 00 MVI A,IDTM1
0128 00A1 BE CNP H
0129 00A2 C2 3B 00 JNZ NASLP ;HOPE
0130 00A5 23 INX H
0131 00A6 3E 1A MVI A,IDTM2
0132 00A8 BE CNP H
0133 00A9 C2 3B 00 JNZ NASLP ;HOPE
0134 00AC 23 INX H
0135 00AD 3E 00 MVI A,IDTM3
0136 00AF BE CNP H
0137 00B0 C2 3B 00 JNZ NASLP ;HOPE
0138 00B3 ;
0139 00B3 ;
0140 00B3 ;
0141 00B3 ; ID: EQU 8 ;TIME TO ID IF MASK NONZERO
0142 00B3 21 00 00 LXI H,0
0143 00B6 22 E0 30 SHLD TIMER
0144 00B9 22 EF 30 SHLD TIMER+2
0145 00BC 21 F4 30 LXI H,IDH
0146 00BF 3A F6 30 LDA MASK
0147 00C2 87 ORA A
0148 00C3 C2 CC 00 JNZ ID1
0149 00C6 32 F5 30 STA TIME ;STOP TIMING
0150 00C9 C3 3B 00 JMP NASLP
0151 00CC 3A F3 30 ID1: LDA IDS ;ID STATUS
0152 00CF FE 06 CPI 6 ;< 6?
0153 00D1 D2 DA 00 JMC ID2
0154 00D4 32 F4 30 STA IDH ;ID NUMBER
0155 00D7 C3 F3 00 JMP ID3
0156 00DA 34 ID2: INR H
0157 00DB 3A F3 30 LDA IDS
0158 00DE FE 06 CPI 6
0159 00E0 CA EE 00 JZ ID4
0160 00E3 3E 05 MVI A,5
0161 00E5 BE CNP H
0162 00E6 D2 F3 00 ID3: JNC ID3
0163 00E9 36 01 MVI H,1
0164 00EB C3 F3 00 JMP ID3
0165 00EE 3E 04 ID4: MVI A,4
0166 00F0 C3 E5 00 JMP ID5
0167 00F3 7E ID5: MOV A,H
0168 00F4 3D DCR A
0169 00F5 07 RLC
0170 00F6 5F MOV E,H
0171 00F7 16 00 MVI D,0
0172 00F9 21 08 10 LXI H,IDAD
0173 00FC 19 DAD D
0174 00FD 5E MOV E,H
0175 00FE 23 INX H
0176 00FF 56 MOV D,H
0177 0100 EB XCHG
0178 0101 CD 08 01 CALL CV
0179 0104 AF XRA A
0180 0105 32 F6 30 STA MASK ;CLEAR MASK
0181 0108 C3 3B 00 JMP NASLP
0182 0108 ;
0183 0108 ;
0184 0108 ;
0185 0108 ;
0186 0108 ;
0187 0108 ;
0188 0108 ;
0189 0108 ;
0190 0108 ;
0191 0108 ;
0192 0108 ;
0193 0108 ;
0194 0108 3A F6 30 CV: EQU 8 ;CV SENDING ROUTINE
0195 010E E6 50 LDA MASK
0196 0110 47 ANI 50H
0197 0111 11 F9 30 MOV B,A
0198 0114 C0 0C 02 LXI D,OUTIN
0199 0117 03 10 CALL BITS
0200 0119 7E OUT PORT1
0201 011A B7 MVI A,H
0202 011B C2 29 01 ORA A
0203 011E 11 F9 30 JNZ CWH0
0204 0121 06 F0 LXI D,OUTIN
0205 0123 C0 10 02 MVI B,OF0H
0206 0126 D3 10 CALL BITC
0207 0128 C9 OUT PORT1
0208 0129 FE 80 RET
0209 012B C2 3B 01 CWH0: CPI 80H
0210 012E 3E 06 JNZ CWLET
0211 0130 CD 74 01 MVI A,6 ;SPACE
0212 0133 30 CALL DELAY
0213 0134 C2 30 01 DCR A
0214 0137 23 JNZ CW1
0215 0138 C3 19 01 INX H
0216 013B FE 80 JMP CWO ;GET NEXT CHAR
0217 013D CC 74 01 CPI 80H ;DONE?
0218 0140 CC 74 01 CZ DELAY ;2 SPACES
0219 0143 CA 37 01 CZ DELAY ;AT END
0220 0146 F5 JZ CW2 ;LETTER DONE
0221 0147 11 F9 30 PUSH PSW
0222 014A 3A F6 30 LXI D,OUTIN
0223 014D E6 A0 LDA MASK
0224 014F 47 ANI 80H
0225 0150 CD 0C 02 MOV B,A
0226 0153 D3 10 CALL BITS
OUT PORT1 ;OUT TONE

```

Program listing.

It can block access to the control mode, and it can eliminate the ROGER routine. After the LOCK sequence is given, LOAD is called to get three digits.

The second digit eliminates the ROGER routine if it is a 1, and the third digit locks the control mode out if it is a 1. ROGER is then called, and LOCK exits. If the sec-

ond or third digits of a LOCK command are 0, the normal state of the appropriate function is resumed. The LOCK function is intended as a fail-safe

measure, available only to the person who constructs the system. The reset instruction (9) is purposely constructed so that it does not reset LCKR, the locker

```

0227 0155 F1      POP      PSW
0228 0156 C0 74 01 CALL     DELAY
0229 0159 17      RAL
0230 015A F5      PUSH     PSW
0231 015B 02 64 01 JNC     CMDOT
0232 015E C0 74 01 CALL     DELAY
0233 0161 C0 74 01 CALL     DELAY
0234 0164 06 A0    MVI     B,0A0H
0235 0166 C0 10 02 CALL     BITC
0236 0169 03 10    OUT     PORT1
0237 016B C0 74 01 CALL     DELAY
0238 016E F1      POP      PSW      ;GET CHAR
0239 016F E6 FE    ANI     OFEH
0240 0171 C3 3B 01 JNP
0241 0174
0242 0174
0243 0174
0244 0174 05      DELAY:  PUSH     D
0245 0175 F5      PUSH     PSW
0246 0176 11 8B 13 LXI     D,CMSPD
0247 0179 AF      XRA     A
0248 017A 1B      DCX     D
0249 017B 8B      CMP     E
0250 017C C2 7A 01 JNZ     DEL1
0251 017F BA      CMP     D
0252 0180 C2 7A 01 JNZ     DEL1
0253 0183 F1      POP      PSW
0254 0184 01      POP     D
0255 0185 C9      RET
0256 0186
0257 0186
0258 0186
0259 0186
0260 0186
0261 0186
0262 0186
0263 0186
0264 0186
0265 0186
0266 0186 F5      PUSH     PSW
0267 0187 C5      PUSH     B
0268 0188 05      PUSH     D
0269 0189 E5      PUSH     H
0270 018A 21 00 00 LXI     H,0      ;SEE IF
0271 018D 39      DAD     SP      ;THE STACK
0272 018E 7C      MOV     A,H     ;IS MESSED
0273 018F FE 30    CPI     30H     ;UP
0274 0191 C2 00 00 JNZ     BEGIN   ;YES, RECOVER
0275 0194 3A F6 30 LDA     MASK
0276 0197 F5      PUSH     PSW
0277 0198 11 F9 30 LXI     D,OUTIN
0278 019B 1A      LDAX   D
0279 019C F5      PUSH     PSW
0280 019D 06 F0    MVI     B,OF0H
0281 019F C0 10 02 CALL     BITC   ;BIT CLEAR
0282 01A2 06 01    MVI     B,1
0283 01A4 C0 0C 02 CALL     BITS   ;BIT SET
0284 01A7 03 10    OUT     PORT1
0285 01A9 0B 20    IN      PORT2
0286 01AB 2F      CMA
0287 01AC E6 02    ANI     2
0288 01AE CA 03 01 JZ      TTON1   ;NOT *
0289 01B1 06 02    MVI     B,2
0290 01B3 C0 0C 02 CALL     BITS   ;KNOCKDOWN
0291 01B6 03 10    OUT     PORT1
0292 01B8 C0 74 01 CALL     DELAY
0293 01BB C0 10 02 CALL     BITC   ;RELEASE FORCE
0294 01BE 03 10    OUT     PORT1
0295 01C0 11 F8 30 LXI     D,OUT3M
0296 01C3 1A      LDAX   D
0297 01C4 E6 10    ANI     10H     ;LINKED?
0298 01C6 C4 D2 03 CNZ     ROGER   ;YES
0299 01C9 06 10    MVI     B,10H
0300 01CB C0 10 02 CALL     BITC   ;RESTORE TIMER &
0301 01CE 03 30    OUT     PORT3   ;UNLINK RPTRS
0302 01D0 C3 FC 01 JNP     TTON2
0303 01D3 C0 19 02 CALL     LOAD
0304 01D6 2A 02 10 LHL    CDTAB    ;LOCATION OF CDTB
0305 01D9 7E      MOV     A,H
0306 01DA B7      ORA     A
0307 01DB CA FC 01 JZ      TTON2   ;NOT CODE
0308 01DE BA      CNP     D
0309 01DF C2 F4 01 JNZ     TTON3
0310 01E2 23      INX     H
0311 01E3 7E      MOV     A,H
0312 01E4 8B      CNP     E
0313 01E5 C2 F5 01 JNZ     TTON4
0314 01E8 23      INX     H
0315 01E9 7E      MOV     A,H
0316 01EA 8B      CNP     B
0317 01EB C2 F6 01 JNZ     TTON5
0318 01EE 23      INX     H
0319 01EF 5E      MOV     E,H
0320 01F0 23      INX     H
0321 01F1 54      MOV     D,H
0322 01F2 EB      XCHG    ;ADDR TO HL
0323 01F3 E9      PCML   ;JUMP TO IT
0324 01F4 23      INX     H
0325 01F5 23      INX     H
0326 01F6 23      INX     H
0327 01F7 23      INX     H
0328 01F8 23      INX     H
0329 01F9 C3 D9 01 JNP     TTON6   ;TRY NEXT CODE
0330 01FC
0331 01FC F1      TTON2: POP     PSW
0332 01FD 32 F9 30 STA     OUTIN
0333 0200 03 10    OUT     PORT1
0334 0202 F1      POP     PSW
0335 0203 32 F6 30 STA     MASK
0336 0206 E1      POP     H
0337 0207 01      POP     D
0338 0208 C1      POP     B
0339 0209 F1      POP     PSW
0340 020A FB      EI
0341 020B C9      RET      ;AND EXIT INTERRUPT
0342 020C
0343 020C
0344 020C
0345 020C
0346 020C
0347 020C
0348 020C
0349 020C
0350 020C
0351 020C
0352 020C 1A    LDAX   D
0353 020D 80    ORA     B
0354 020E 12    STAX   D
0355 020F C9    RET
0356 0210
0357 0210
0358 0210
0359 0210
0360 0210 C5
0361 0211 78
0362 0212 2F
0363 0213 47
0364 0214 1A
0365 0215 A0
0366 0216 12
0367 0217 C1
0368 0218 C9
0369 0219
0370 0219
0371 0219
0372 0219
0373 0219
0374 0219
0375 0219
0376 0219
0377 0219
0378 0219
0379 0219 11 00 00 LXI     D,0
0380 021C 01 00 00 LXI     B,0
0381 021F 0B 10    LOAD1: IN      PORT1
0382 0221 2F      CMA
0383 0222 87      ORA     A
0384 0223 F2 1F 02 JP      LOAD1   ;WAIT FOR LONG TONE
0385 0226 C0 3B 02 CALL     DECOD  ;GET DIGIT
0386 0229 57      MOV     D,A
0387 022A C0 68 02 CALL     HURRY
0388 022D 08      RC      ;TIMED OUT
0389 022E C0 3B 02 CALL     DECOD
0390 0231 5F      MOV     E,A
0391 0232 C0 68 02 CALL     HURRY
0392 0235 08      RC
0393 0236 C0 3B 02 CALL     DECOD
0394 0239 47      MOV     B,A
0395 023A C9      RET
0396 023B
0397 023B
0398 023B
0399 023B
0400 023B
0401 023B
0402 023B
0403 023B
0404 023B
0405 023B C5
0406 023C 0B 10    PUSH   B
0407 023E 2F      IN      PORT1
0408 023F E6 3F    CMA
0409 0241 C2 50 02 ANI     OFH     ;IN PORT 1
0410 0244 0B 20    JNZ     DECD1
0411 0246 2F      IN      PORT2
0412 0247 87      CMA
0413 0248 CA 5C 02 ORA     A
0414 024B 0E 04    JZ      DECD4   ;ERROREOUS CHDX
0415 024D C3 56 02 MVI     C,4     ;OFFSET
0416 0250 17      JNP     DECD2
0417 0251 17      RAL
0418 0252 17      RAL
0419 0253 17      RAL
0420 0254 0E 00    MVI     C,0
0421 0255 0C      INR     C
0422 0257 17      RAL
0423 0259 D2 56 02 JNC     DECD2
0424 025B 79      MOV     A,C
0425 025C C1      DEC    B
0426 025D F5      POP     PSW
0427 025E D8 10    PUSH   PORT1
0428 0260 2F      CMA
0429 0261 E6 40    ORA     40H
0430 0263 C2 5E 02 JNZ     DECD3
0431 0264 F1      POP     PSW
0432 0267 C9      RET
0433 0268
0434 0268
0435 0268
0436 0268
0437 0268
0438 0268
0439 0268
0440 0268
0441 0268 AF
0442 0269 05
0443 026A C5
0444 026B 11 00 00 LXI     D,0
0445 026E 01 00 00 LXI     B,0
0446 0271 0B 10    HURY1: IN      PORT1
0447 0273 2F      CMA
0448 0274 E6 40    ANI     40H     ;TONE?

```

Continued on next page

where the control mode may be inhibited.

PATCH, the autopatch routine, is one of the more complicated subprograms. Shown in Fig. 11, PATCH first checks to see if the autopatch is enabled.

NOTIM(no timer)is cleared so that the timer will be present unless changed later. GETTT gets the requested telephone number. The digit count is then checked. If no number was sent, and a direct autopatch

is allowed, then at PTCH1 AP is pulsed, giving the user the line to dial his own number. Otherwise, the attempt is aborted. If 7 digits were entered, control passes through PTCH2 to PTCH8. If the first digit of the

number is a 1, the patch is aborted. If not, at PTCH3 AP is pulsed, bringing up the line. At PTCH5, a one-second delay is introduced to allow time for the telephone company equipment to produce the dial tone.

```

0449 0276 C2 8D 02      JNZ     HURY3      :YES
0450 0279 0C            INR     C
0451 027A C2 86 02      JNZ     HURY2
0452 027D 04            INR     B
0453 027E C2 86 02      JNZ     HURY2
0454 0281 1C            INR     E
0455 0282 C2 86 02      JNZ     HURY2
0456 0285 14            INR     D
0457 0286 3E 01        HURY2: MVI     A,1
0458 0288 88            CMP     E
0459 0289 C2 71 02      JNZ     HURY1
0460 028C 37            STC
0461 028D C1            HURY3: POP     B      :TINED OUT
0462 028E D1            POP     D
0463 028F C9            RET
0464 0290
0465 0290
0466 0290
0467 0290              MCD1: EQU     $
0468 0290              :WAIT FOR CARRIER DROP
0469 0290 F5            PUSH    PSW
0470 0291 3A F7 3D      LDA     LKROC
0471 0294 87            ORA     A
0472 0295 C2 85 02      JNZ     MCD2
0473 0298 D8 3D        IN      PORT3
0474 029A 87            ORA     A
0475 0298 FA 85 02      JN      MCD2
0476 029C E6 40        ANI     40H
0477 02A0 CA AD 02      JZ      MCD1      :NOT CR
0478 02A3 08 3D        MCD3: IN      PORT3
0479 02A5 E6 40        ANI     40H
0480 02A7 C2 A3 02      JNZ     MCD3
0481 02A8 C3 83 02      JNP     MCD2
0482 02AD 08 1D        MCD1: IN      PORT1
0483 02AF 2F            CMA
0484 02B0 E6 20        ANI     20H
0485 02B2 C2 AD 02      JNZ     MCD1
0486 02B5 F1            MCD2: POP     PSW
0487 02B6 C9            RET
0488 02B7
0489 02B7
0490 02B7
0491 02B7 3A F8 3D      LINK1: LDA     OUTON  :LINK RPTRS
0492 02BA E6 01        ANI     1          :ENABLED?
0493 02BC C2 FC 01      JNZ     TTON2     :NO
0494 02BF 11 F8 3D      LXI     D,OUT3H
0495 02C2 04 1D        MVI     B,10H
0496 02C4 C0 0C 02      CALL    BITS
0497 02C7 03 3D        OUT     PORT3
0498 02C9 C0 D2 02      CALL    ROGER
0499 02CC C3 FC 01      JNP     TTON2
0500 02CF
0501 02CF
0502 02CF
0503 02CF 3A F8 3D      TAPE1: LDA     OUTON  :TAPE LOOP
0504 02D2 E6 02        ANI     2          :ENABLED?
0505 02D4 C2 FC 01      JNZ     TTON2     :NO
0506 02D7 C0 9D 02      TAP1: CALL    MCD
0507 02DA 11 F8 3D      LXI     D,OUT3H
0508 02DD 06 9D        MVI     B,80H
0509 02DF C0 0C 02      CALL    BITS
0510 02E2 03 3D        OUT     PORT3
0511 02E4 C0 74 01      CALL    DELAY
0512 02E7 C0 1D 02      CALL    BITC      :PULSE TAPE
0513 02EA 03 3D        OUT     PORT3
0514 02EC C3 FC 01      JNP     TTON2
0515 02EF
0516 02EF
0517 02EF
0518 02EF
0519 02EF 11 F9 3D      :SELECTIVE CALL DISABLES TONE BLOCKING
0520 02F2 04 01      SELCL: LXI     D,OUTIN
0521 02F4 C0 1D 02      MVI     B,1
0522 02F7 03 1D        CALL    BITC
0523 02F9 C0 9D 02      OUT     PORT1
0524 02FC C3 FC 01      CALL    MCD      :WAIT FOR CAR DROP
0525 02FF
0526 02FF
0527 02FF
0528 02FF
0529 02FF              CNTRL: EQU     $
0530 02FF              :ALL CONTROL CODES ARE ENTERED
0531 02FF              :IN THIS ROUTINE.
0532 02FF 3A F2 3D      LDA     LCKR
0533 0302 87            ORA     A
0534 0303 C2 FC 01      JNZ     TTON2     :LOCKED OUT
0535 0304 C0 9D 02      CALL    MCD
0536 0309 C0 19 02      CALL    LOAD
0537 030C 2A 04 1D      LHLD   CFRMC
0538 030F C3 D9 01      JNP     TTON6
0539 0312 C0 9D 02      CNTR0: CALL    MCD
0540 0315 08 1D        CNTR1: IN      PORT1
0541 0317 2F            CMA
0542 0318 87            ORA     A
0543 0319 F2 15 03      JP      CNTR1
0544 031C C0 38 02      CALL    DECOD     :GET DIGIT
0545 031F C0 9D 02      CALL    MCD
0546 0322 87            ORA     A
0547 0323 CA FC 01      JZ      TTON2
0548 0324 FE 0D        CPI     13
0549 0328 D2 FC 01      JNC     TTON2     :INVALID
0550 032B C0 D2 03      CALL    ROGER
0551 032E FE 08        CPI     8
0552 0330 D2 39 03      JNC     CNTR2
0553 0333 32 F3 3D      STA     IDS
0554 0336 C3 FC 01      JNP     TTON2     :DONE
0555 0339 FE 08        CNTR2: CPI     8
0556 033B CA AD 1D      JZ      IDLD     :LOAD ID
0557 033E FE 0A        CPI     10
0558 0340 CA 5D 03      JZ      OUT
0559 0343 FE 09        CPI     9
0560 0345 CA 04 0D      JZ      RESET     :INIT
0561 0348 FE 08        CPI     11
0562 034A CA F8 03      JZ      IDENT
0563 034D C3 12 1D      JNP     LNUNA     :LOAD NUMBER
0564 0350
0565 0350
0566 0350
0567 0350
0568 0350
0569 0350
0570 0350
0571 0350
0572 0350
0573 0350
0574 0350
0575 0350
0576 0350
0577 0350
0578 0350 C0 19 02      CALL    LOAD
0579 0353 3E 08      MVI     A,11     :*
0580 0355 BA            CMP     D
0581 0356 C2 5F 03      JNZ     OUT1
0582 0359 C0 D2 03      CALL    ROGER
0583 035C C3 FC 01      JNP     TTON2     :EXIT
0584 035F AF            OUT1: XRA     A
0585 0360 8A            CMP     D
0586 0361 CA CC 03      JZ      OUTR     :NO GOOD
0587 0364 88            CMP     E
0588 0365 CA CC 03      JZ      OUTR
0589 0368 74            MOV     A,D
0590 0369 FE 0A        CPI     10
0591 036B C2 73 03      JNZ     OUT4
0592 036E 16 0D        MVI     D,0
0593 0370 C3 79 03      JNP     OUT5
0594 0373 3E 07      OUT4: MVI     A,7
0595 0375 BA            CMP     D
0596 0376 DA CC 03      JC      OUTR
0597 0379 3E 08      OUT5: MVI     A,8
0598 037B 8A            CMP     E
0599 037C DA CC 03      JC      OUTR
0600 037F 3E 01      MVI     A,1
0601 0381 8A            CMP     B
0602 0382 CA 8E 03      JZ      OUT3
0603 0385 3E 0A      MVI     A,10
0604 0387 8A            CMP     B
0605 0388 CA 8E 03      JZ      OUT3
0606 038B C3 CC 03      JNP     OUTR
0607 038E C0 D2 03      OUT3: CALL    ROGER
0608 0391 3E 8D        MVI     A,80H
0609 0393 07            OUT2: RLC
0610 0394 1D            DCR     E
0611 0395 C2 93 03      JNZ     OUT2
0612 0398 5F            MOV     E,A
0613 0399 7A            OPRT: MOV     A,D     :PORT 8
0614 039A 07            RLC     :TIMES 10H
0615 039B 07            RLC
0616 039C 07            RLC
0617 039D 07            RLC
0618 039E 32 EB 3D      STA     OUTR2
0619 03A1 78            MOV     A,B     :LEVEL
0620 03A2 43            MOV     B,E     :BIT 8
0621 03A3 3D            DCR     A
0622 03A4 F5            PUSH    PSW
0623 03A5 74            MOV     A,D
0624 03A6 11 F8 3D      LXI     D,OUTON
0625 03A9 83            ADD     E
0626 03AA 5F            MOV     E,A
0627 03AB 74            MOV     A,D
0628 03AC CE 0D        ACI     0
0629 03AE 57            MOV     D,A
0630 03AF 3E D3        MVI     A,0D3H
0631 03B1 32 EA 3D      STA     OUTR1     :OUT INSTR
0632 03B4 3E C9        MVI     A,0C9H
0633 03B6 32 EC 3D      STA     OUTR3     :RETURN INSTR
0634 03B9 F1            POP     PSW
0635 03BA CA C6 03      JZ      OPRT1
0636 03BD C0 1D 02      OPRT0: CALL    BITC
0637 03C0 C0 EA 3D      OPRT2: CALL    OUTR1  :OUTPUT
0638 03C3 C7 5D 03      JNP     OUT      :GET NEXT CHD
0639 03C6 C0 0C 02      OPRT1: CALL    BITG
0640 03C9 C3 C0 03      JNP     OPRT2
0641 03CC C0 9D 02      OUTR: CALL    MCD
0642 03CF C3 5D 03      JNP     OUT
0643 03D2
0644 03D2
0645 03D2
0646 03D2
0647 03D2
0648 03D2 C0 9D 02      ROGER: EQU     $
0649 03D5 F5            :ROGER SENDS AN 'R' IN MORSE
0650 03D6 3A F7 3D      CALL    MCD
0651 03D9 87            PUSH    PSW
0652 03DA 3A F7 3D      LDA     LKROC
0653 03DD 87            ORA     A
0654 03DE 05            JNZ     RGC1
0655 03DF C5            PUSH    H
0656 03E0 3A F6 3D      PUSH    D
0657 03E3 F5            PUSH    B
0658 03E4 3E C0        LDA     MASK
0659 03E6 32 F4 3D      PUSH    PSW
0660 03E9 2A 06 1D      MVI     A,0C0H
0661 03EC C0 0B 01      STA     MASK
0662 03EF F1            LHLD   RMSGA     :LOC OF RMSG
0663 03F0 32 F6 3D      CALL    CU
0664 03F3 C1            POP     PSW
0665 03F4 01            POP     B
0666 03F5 E1            POP     D
0667 03F6 F1            POP     H
0668 03F7 C9            RGC1: POP     PSW
0669 03F8
0670 03F8
0671 03F8
0672 03F8
0673 03F8 AF          :FORCE A REPEATER IDENTIFICATION
0674 03F9 32 F3 3D      IDENT: XRA     A
0675 03FA 8A            STA     TIME     :FORCE AN ID

```

Our exchange is an electronic switching system and is very rapid. If it commonly takes longer than one second at your exchange, change the number 15 to a larger number in line #1057. A 1 is sent to the LD output,

preparing to dial the number. At PTCH6, the number is dialed. Each tone is on for 65 ms and off for 65 ms, the time DELAY waits. The binary digit numbers are converted to the proper row and column

format by the TTTAB (touchtone table). When the number is completed, LD is turned off, and if NOTIM is not 0, the timer is disabled. Similarly, if 8 or 11 digits are requested and the first digit is a 0, the same pro-

cedure applies. If a single-digit number is requested, a table is searched at PCH10. The single digit table, SDTAB, has the single digit followed by the address of the corresponding telephone number. At the loca-


```

0675 03FC C3 FC 01      JMP      TTON2
0676 03FF              ;
0677 03FF              ;
0678 03FF              ;
0679 03FF              ;
0680 1000 EA 30      STCK:  DW      STACK
0681 1002 15 10      CDTAB: DW      CDDTB
0682 1004 48 10      CFRMC: DW      CFMCO
0683 1006 9A 10      RMSCA: DW      RMSC
0684 1008 4E 10      IDAD:  DW      IDAD1
0685 100A 5F 10      DW      IDAD2
0686 100C 75 10      DW      IDAD3
0687 100E 84 10      DW      IDAD4
0688 1010 23 30      DW      IDAD5
0689 1012 C3 12 13   LNUMA: JMP      LNUM
0690 1015              ;
0691 1015 09          CODTB:  DB      6
0692 1016 08          DB      7
0693 1017 0C          DB      12      ;0
0694 1018 07 11      DW      PATCH
0695 101A 03          DB      9
0696 101B 0C          DB      12      ;0
0697 101C 02          DB      5
0698 101D AF 12      DW      RBASE
0699 101F 03          DB      3
0700 1020 0C          DB      12      ;0
0701 1021 03          DB      3
0702 1022 EF 02      DW      SELCL
0703 1024 01          DB      1
0704 1025 0C          DB      12      ;0
0705 1026 01          DB      1
0706 1027 87 02      DW      LINK
0707 1029 02          DB      2
0708 102A 0C          DB      12      ;0
0709 102B 02          DB      2
0710 102C CF 02      DW      TAPE
0711 102E 04          DB      4
0712 102F 0C          DB      12      ;0
0713 1030 04          DB      4
0714 1031 F3 10      DW      TTTST
0715 1033 05          DB      5
0716 1034 0C          DB      12      ;0
0717 1035 05          DB      5
0718 1036 C1 12      DW      DIAL
0719 1038 0C          DB      6
0720 1039 02          DB      11      ;*
0721 103A 08          DB      12      ;0
0722 103B FF 02      DW      CNTRL
0723 103D 0C          DB      12      ;0
0724 103E 05          DB      4
0725 103F 08          DB      8
0726 1040 07 12      DW      LOCK
0727 1042 0C          DB      2
0728 1043 08          DB      11      ;*
0729 1044 02          DB      2
0730 1045 87 12      DW      TAP2
0731 1047 00          DB      0
0732 1048 08          CFRMC:  DB      12      ;0
0733 1049 02          DB      11      ;*
0734 104A 0C          DB      6
0735 104B 12 03      DW      CNTR0
0736 104D 00          DB      0
0737 104E              ;
0738 104E              ;
0739 104E              ;
0740 104E 83          IDAD1:  DB      80H
0741 104F 90          DB      90H      ;D
0742 1050 40          DB      40H      ;E
0743 1051 80          DB      80H      ;SP
0744 1052 70          DB      70H      ;M
0745 1053 50          DB      50H      ;R
0746 1054 1C          DB      1CH      ;3
0747 1055 60          DB      60H      ;A
0748 1056 28          DB      28H      ;F
0749 1057 E0          DB      0E0H     ;M
0750 1058 80          DB      80H      ;SP
0751 1059 88          DB      88H      ;B
0752 105A 60          DB      60H      ;A
0753 105B 50          DB      50H      ;R
0754 105C A8          DB      0A8H     ;C
0755 105D 80          DB      80H      ;SP
0756 105E 00          DB      0
0757 105F 80          IDAD2:  DB      80H      ;SP
0758 1060 90          DB      90H      ;D
0759 1061 40          DB      40H      ;E
0760 1062 80          DB      80H      ;SP
0761 1063 70          DB      70H      ;M
0762 1064 50          DB      50H      ;R
0763 1065 1C          DB      1CH      ;3
0764 1066 60          DB      60H      ;A
0765 1067 28          DB      28H      ;F
0766 1068 E0          DB      0E0H     ;M
0767 1069 80          DB      80H      ;SP
0768 106A 88          DB      88H      ;B
0769 106B 60          DB      60H      ;A
0770 106C 48          DB      48H      ;L
0771 106D C0          DB      0C0H     ;T
0772 106E 20          DB      20H      ;I
0773 106F E0          DB      0E0H     ;M
0774 1070 F0          DB      0F0H     ;D
0775 1071 50          DB      50H      ;R
0776 1072 40          DB      40H      ;E
0777 1073 80          DB      80H      ;SP
0778 1074 00          DB      0
0779 1075 80          IDAD3:  DB      80H      ;SP
0780 1076 C4          DB      0C4H     ;7
0781 1077 1C          DB      1CH      ;3
0782 1078 80          DB      80H      ;SP
0783 1079 90          DB      90H      ;D
0784 107A 40          DB      40H      ;E
0785 107B 80          DB      80H      ;SP
0786 107C 70          DB      70H      ;M
0787 107D 50          DB      50H      ;R
0788 107E 1C          DB      1CH      ;3
0789 107F 60          DB      60H      ;A
0790 1080 28          DB      28H      ;F
0791 1081 E0          DB      0E0H     ;M
0792 1082 80          DB      80H      ;SP
0793 1083 00          DB      0
0794 1084 80          IDAD4:  DB      80H      ;SP
0795 1085 90          DB      90H      ;D
0796 1086 40          DB      40H      ;E
0797 1087 80          DB      80H      ;SP
0798 1088 70          DB      70H      ;M
0799 1089 50          DB      50H      ;R
0800 108A 1C          DB      1CH      ;3
0801 108B 60          DB      60H      ;A
0802 108C 28          DB      28H      ;F
0803 108D E0          DB      0E0H     ;M
0804 108E 80          DB      80H      ;SP
0805 108F 88          DB      88H      ;B
0806 1090 60          DB      60H      ;A
0807 1091 48          DB      48H      ;L
0808 1092 C0          DB      0C0H     ;T
0809 1093 F0          DB      0F0H     ;D
0810 1094 80          DB      80H      ;SP
0811 1095 60          DB      60H      ;A
0812 1096 50          DB      50H      ;R
0813 1097 A8          DB      0A8H     ;C
0814 1098 80          DB      80H      ;SP
0815 1099 00          DB      0
0816 109A 80          RMSG:  DB      80H      ;SP
0817 109B 80          DB      80H      ;SP
0818 109C 80          DB      80H      ;SP
0819 109D 50          DB      50H      ;R
0820 109E 80          DB      80H      ;SP
0821 109F 00          DB      0
0822 10A0              ;
0823 10A0              ;
0824 10A0              ;
0825 10A0              ;
0826 10A0              ;
0827 10A0              ;
0828 10A0              ;
0829 10A0              ;
0830 10A0              ;
0831 10A0              ;
0832 10A0              ;
0833 10A0 21 25 30   IDLD:  EQU      5
0834 10A3 04 00      ;ID LOAD LOADS A CW ID INTO RAM
0835 10A5 0E 00      ;THIS CORRESPONDS TO ID 85
0836 10A7 08 10      ;
0837 10A9 2F          ;
0838 10AA E6 40      LXI      M, IDAD5
0839 10AC CA A7 10   IDLD:  MVI      B, 0
0840 10AF CD 3B 02   MVI      C, 0      ;ELEMENT COUNT
0841 10B2 FE 03      IN      PORT1
0842 10B4 C2 BF 10   CMA
0843 10B7 36 00      ANI      40H
0844 10B9 CD D2 03   JZ      IDLD1
0845 10BC C3 FC 01   CALL    DECOD
0846 10BF FE 02      CPI      3
0847 10C1 C2 09 10   JNZ     IDHTS
0848 10C4 78          MVI      M, 0
0849 10C5 37          CALL    ROGER
0850 10C6 17          JMP     TTON2
0851 10C7 47          CPI      2
0852 10C8 0C          JNZ     IDCH
0853 10C9 3E 07      MOV     A, B
0854 10CB 89          STC
0855 10CC DA D4 10   INR     C
0856 10CF AF          JC      IDDL
0857 10D0 78          XRA     A
0858 10D1 C3 C6 10   MOV     A, B
0859 10D4 70          JNP     IDDLT
0860 10D5 23          MOV     M, B
0861 10D6 C3 A3 10   INX     H
0862 10D9 FE 01      JNP     IDLD0
0863 10DB C2 E6 10   CPI      1
0864 10DE 78          JNZ     IDCHD
0865 10DF 37          MOV     A, B
0866 10E0 17          STC
0867 10E1 47          RAL
0868 10E2 0C          MOV     B, A
0869 10E3 C3 A7 10   INR     C
0870 10E6 FE 0A      JNP     IDLD1
0871 10E8 C2 A7 10   CPI      10
0872 10EB AF          JNZ     IDLD1 ;INVALID
0873 10EC 78          XRA     A
0874 10ED 17          MOV     A, B
0875 10EE 47          RAL
0876 10EF 0C          MOV     B, A
0877 10F0 C3 A7 10   INR     C
0878 10F1 J          JNP     IDLD1
0879 10F2 J          ;
0880 10F3 J          ;
0881 10F3 J          ;
0882 10F3 J          ;
0883 10F3 J          ;
0884 10F3 J          ;
0885 10F3 J          ;
0886 10F3 J          ;
0887 10F3 3A F8 30   TTTST: EQU      8
0888 10F6 E6 08      ;TOUCH TONE (R) TEST ROUTINE
0889 10F8 C2 FC 01   ;THIS FUNCTION PLACES UP TO 24 DIGITS
0890 10FB C0 89 11   ;INTO A BUFFER AND REPEATS WHAT IT RECEIVED
0891 10FE 11 01 30   ;IN CW AFTER CARRIER DROP
0892 1101 3A 00 30   ;
0893 1104 F3          LDA     OUT0M ;ENABLED?
0894 1105 3A 00 30   ANI     0
0895 1108 87          JNZ     TTON2 ;NO!
0896 1109 C2 13 11   CALL    GETTT ;GET TOUCH TONE (R)
0897 110A 00          D, TTDIG+1
0898 110B 00          LDA     TTDIG
0899 110C 00          PUSH   PSW ;SAVE IT
0900 110D 00          LDA     TTDIG
0901 110E 00          ORA     A
0902 110F 00          JNZ     TTST2

```

Continued on next page

tion of the number, the number of digits precedes the actual number, permitting any digit length. A 0 must be stored as a decimal 10. If the number is not found, PATCH exits. If found, the digit count is

checked, primarily for the programmable number. If the number is valid, the telephone number is copied into the GETTT buffer, NOTIM is set, and control goes to PTCH3, where the rest is normal.

The remote base routine, RBASE, merely pulses RB. TAP2, the secondary tape access, jumps to the appropriate point in TAPE. DIAL, the 5#5 function, makes various checks and jumps to TTTST at a point

where the existing buffer is sent.

The two ROMs are set up in a fashion to permit as many changes as possible in the second ROM without requiring a replacement of the first ROM as well. Most

0897 110C F1	POP	PSW	1010 11A8 FE 18	CP1	24
0898 110D 32 00 30	STA	TTD1G	1011 11A0 C2 8F 11	JNZ	GETT1
0899 1110 C3 FC 01	JMP	TTON2	1012 1180 C7 90 02	JMP	WCD
0900 1113 3D	TTST2: DCR	A	1013 1183		
0901 1114 32 00 30	STA	TTD1G	1014 1183		
0902 1117 05	PUSH	D	1015 1183		
0903 1118 21 97 11	LXI	H,CWDSP	1016 1183		
0904 1118 3A F6 30	LDA	MASK	1017 1183		
0905 111E F5	PUSH	PSW	1018 1183		
0906 111F 3E C0	MVI	A,OCOM	1019 1183 3A FA 30		
0907 1121 32 F6 30	STA	MASK	1020 1184 E6 20		
0908 1124 C0 08 01	CALL	CW	1021 1188 C2 FC 01		
0909 1127 F1	POP	PSW	1022 1188 AF		
0910 1128 32 F6 30	STA	MASK	1023 118C 31 F1 30		
0911 1128 01	POP	D	1024 118F C0 89 11		
0912 112C 05	PUSH	D	1025 11C2 3A 00 30		
0913 112D 1A	LDAX	D	1026 11C5 87		
0914 112E 3D	DCR	A	1027 11C6 C2 E6 11		
0915 112F 07	RLC		1028 11C9 3A F8 30		
0916 1130 5F	MOV	E,A	1029 11CC E6 04		
0917 1131 16 00	MVI	D,0	1030 11CE CA FC 01		
0918 1133 21 50 11	LXI	H,DIGAD	1031 11D1 11 F9 30		
0919 1136 19	DAD	D	1032 11D4 06 08		
0920 1137 5E	MOV	E,H	1033 11D6 C0 0C 02		
0921 1138 23	INX	H	1034 11D9 D1 10		
0922 1139 56	MOV	D,H	1035 11DB C0 74 01		
0923 113A E8	XCHG		1036 11DE CD 10 02		
0924 113B 3A F6 30	LDA	MASK	1037 11E1 D3 10		
0925 113E F5	PUSH	PSW	1038 11E3 C3 FC 01		
0926 113F 3E C0	MVI	A,OCOM	1039 11E6 FE 01		
0927 1141 32 F6 30	STA	MASK	1040 11E8 CA 75 12		
0928 1144 C0 08 01	CALL	CW	1041 11EB FE 07		
0929 1147 F1	POP	PSW	1042 11ED CA 6A 12		
0930 1148 32 F6 30	STA	MASK	1043 11F0 FE 08		
0931 1148 01	POP	D	1044 11F2 CA FA 11		
0932 114C 13	INX	D	1045 11F5 FE 08		
0933 114D C3 05 11	JMP	TTST1	1046 11F7 C2 FC 01		
0934 1150			1047 11FA 3A 01 30		
0935 1150			1048 11FD FE 0A		
0936 1150			1049 11FF C2 FC 01		
0937 1150 6B 11	DIGAD: DW	CWD1	1050 1202 11 F9 30		
0938 1152 6A 11	DW	CWD2	1051 1205 06 08		
0939 1154 6C 11	DW	CWD3	1052 1207 C0 0C 02		
0940 1156 6E 11	DW	CWD4	1053 120A D3 10		
0941 1158 70 11	DW	CWD5	1054 120C C0 74 01		
0942 115A 72 11	DW	CWD6	1055 120F C0 10 02		
0943 115C 74 11	DW	CWD7	1056 1212 D3 10		
0944 115E 76 11	DW	CWD8	1057 1214 3E 0F		
0945 1160 78 11	DW	CWD9	1058 1216 C0 74 01		
0946 1162 7A 11	DW	CWD0	1059 1219 30		
0947 1164 7C 11	DW	CWDS	1060 121A C2 16 12		
0948 1166 81 11	DW	CWDP	1061 121D 11 FB 30		
0949 1168			1062 1220 06 40		
0950 1168			1063 1222 C0 0C 02		
0951 1168			1064 1225 03 30		
0952 1168 7C	CWD1: DB	7CH	1065 1227 11 00 30		
0953 1169 00	DB	0	1066 122A 14		
0954 116A 2C	CWD2: DB	3CH	1067 122B F5		
0955 116B 00	DB	0	1068 122C 3A 00 30		
0956 116C 1C	CWD3: DB	1CH	1069 122F 87		
0957 116D 00	DB	0	1070 1230 CA 54 12		
0958 116E 0C	CWD4: DB	0CH	1071 1233 C0 74 01		
0959 116F 00	DB	0	1072 1234 3D		
0960 1170 04	CWD5: DB	4	1073 1237 32 00 30		
0961 1171 00	DB	0	1074 123A 13		
0962 1172 84	CWD6: DB	84H	1075 123B 14		
0963 1173 00	DB	0	1076 123C 3D		
0964 1174 C4	CWD7: DB	0C4H	1077 123D 21 06 13		
0965 1175 00	DB	0	1078 1240 85		
0966 1176 E4	CWD8: DB	0E4H	1079 1241 6F		
0967 1177 00	DB	0	1080 1242 7C		
0968 1178 F4	CWD9: DB	0F4H	1081 1243 CE 00		
0969 1179 00	DB	0	1082 1245 67		
0970 117A FC	CWD0: DB	0FCH	1083 1246 7E		
0971 117B 00	DB	0	1084 1247 2F		
0972 117C 10	CWDS: DB	10H	1085 1248 07 70		
0973 117D C0	DB	0C0H	1086 124A C0 74 01		
0974 117E 60	DB	60H	1087 124D 0E FF		
0975 117F 50	DB	50H	1088 124F 03 70		
0976 1180 00	DB	0	1089 1251 C1 2C 12		
0977 1181 6E	CWDP: DB	6EH	1090 1254 11 FB 30		
0978 1182 F0	DB	0F0H	1091 1257 06 40		
0979 1183 30	DB	30H	1092 1259 C0 10 02		
0980 1184 40	DB	0A0H	1093 125C 47		
0981 1185 90	DB	90H	1094 125D 3A F1 30		
0982 1186 00	DB	0	1095 1260 80		
0983 1187 80	CWDS: DB	80H	1096 1261 D3 30		
0984 1188 00	DB	0	1097 1263 F1		
0985 1189			1098 1264 32 C0 30		
0986 1189			1099 1267 C3 FC 01		
0987 1189			1100 126A 3A 01 30		
0988 1189	GETT1: EQU	8	1101 126D FC 01		
0989 1189			1102 126F CA FC 01		
0990 1189			1103 1272 C1 02 12		
0991 1189			1104 1275 21 3F 13		
0992 1189 11 00 30	LXI	D,TTD1G	1105 1278 3A 01 30		
0993 118C AF	XRA	A	1106 1278 47		
0994 118D 12	STAX	D	1107 127C 7E		
0995 118E 13	INX	D	1108 127D 87		
0996 118F 08 10	GETT1: IN	PORT1	1109 127E CA FC 01		
0997 1191 E6 20	ANI	20H	1110 1281 89		
0998 1193 C0	RNZ		1111 1282 CA 9B 12		
0999 1194 0B 10	IN	PORT1	1112 1285 23		
1000 1196 E6 40	ANI	40H	1113 1286 23		
1001 1199 C2 8F 11	JNZ	GETT1	1114 1287 23		
1002 119B C0 38 02	CALL	DECOD	1115 1288 C3 7C 12		
1003 119E B7	ORA	A	1116 128B 23		
1004 119F CA 8F 11	JZ	GETT1	1117 128C 5E		
1005 11A2 12	STAX	D	1118 128D 23		
1006 11A3 13	INX	D	1119 128E 56		
1007 11A4 3A 00 30	LDA	TTD1G	1120 128F EB		
1008 11A7 3C	INR	A	1121 1290 7E		
1009 11A8 32 00 30	STA	TTD1G	1122 1291 87		

forward references from the lower ROM go to the beginning of the second ROM, which will not change if a routine in the second ROM is modified. Frequent use is made of reading an address from a

fixed location rather than reading an address directly.

The code table is organized with a three-digit code preceding the address of the program to service that code. The end of the table is marked with a 0.

Naturally, the published codes are not the ones in use. The CW ID messages are set up with leading and trailing spaces to clean up the ID.

The RAM has the bottom 25 bytes reserved for the

digit buffer, including one for the buffer length. 12 bytes are reserved above that for the digit #1 telephone number. Above that, space is left for the programmable ID. 22 bytes at the top are variables, and

```

1123 1292 CA FC 01      JZ      TTON2
1124 1293 FE 0C      CPI      12
1125 1297 D2 FC 01    JNC      TTON2
1126 129A 11 00 30    LXI      D,TTD1G
1127 129D 46          MOV      B,H
1128 129E 04          INR      B
1129 129F 7E          MOV      A,M
1130 12A0 12          STAX    D
1131 12A1 23          INX      H
1132 12A2 13          INX      D
1133 12A3 05          DCR      B
1134 12A4 C7 9F 12    JNZ      PCH12
1135 12A7 3E 20          MVI      A,20H ;DISABLE
1136 12A9 32 F1 30    STA      NOTIM ;TIMER
1137 12AC C1 02 12    JMP      PTCM3
1138 12AF          ;
1139 12AF          ;
1140 12AF          ;
1141 12AF          ;REMOTE BASE CONNECTS RPT TO PHONE LINE
1142 12AF          ;BUT DOES NOT SEIZE THE LINE
1143 12AF 11 F9 30    RBASE:  LXI      D,OUTIM
1144 12B2 06 04          MVI      B,4
1145 12B4 C3 06 11    JMP      PTCM1
1146 12B7          ;
1147 12B7          ;
1148 12B7          ;
1149 12B7 3A F8 30    TAP2:  LDA      OUTOM ;TAPE ACCESS
1150 12B8 B7          ORA      A ;VIA CONTROL
1151 12B8 FA FC 01    JN       TTON2 ;STATION
1152 12B8 C3 D7 02    JMP      TAP1
1153 12C1          ;
1154 12C1          ;
1155 12C1          ;
1156 12C1          ;DIAL SENDS IN CW WHATEVER WAS LAST
1157 12C1          ;ENTERED VIA THE TTT ROUTINE
1158 12C1          ;OR THE AUTOPATCH
1159 12C1 3A F8 30    DIAL:  LDA      OUTOM ;WHAT DID I DIAL?
1160 12C4 E4 10          ANI      10H ;ENABLED?
1161 12C6 C2 FC 01    JNZ      TTON2 ;NO
1162 12C9 3A 00 30    LDA      TTD1G
1163 12CC FE 19          CPI      25 ;VALID?
1164 12CE D2 FC 01    JNC      TTON2 ;NO
1165 12D1 CD 90 02    CALL    WCD
1166 12D4 C3 FE 10    JMP      TTSTO
1167 12D7          ;
1168 12D7          ;
1169 12D7          ;
1170 12D7          ;LOCK PERMITS A LOCKOUT OF CONTROL
1171 12D7          ;AND DISABLING OF THE ROGER ROUTINE
1172 12D7          ;LOCK WAITS FOR 3 DIGITS:
1173 12D7          ;THE SECOND ELIMINATES (1) OR CLEARS (0)
1174 12D7          ;THE ROGER ROUTINE,
1175 12D7          ;THE THIRD LOCKS OR UNLOCKS ENTRY
1176 12D7          ;TO THE CONTROL NODE
1177 12D7 CD 19 02    LOCK:  CALL    LOAD
1178 12D8 E 01          MVI      A,1
1179 12DC 8B          CMP      E
1180 12DD C2 E3 12    JNZ      LOCK3
1181 12E0 C3 EA 12    JMP      LOCK4
1182 12E3 3E 0A          MVI      A,10
1183 12E5 8B          CMP      E
1184 12E6 C2 ED 12    JNZ      LOCK5
1185 12E9 AF          XRA      A
1186 12EA 32 F7 30    LOCK4: STA      LKROC
1187 12ED 3E 01          MVI      A,1
1188 12EF 8B          CMP      B
1189 12F0 C2 F6 12    JNZ      LOCK1
1190 12F3 C3 FD 12    JMP      LOCK2
1191 12F6 3E 0A          MVI      A,10
1192 12F8 8B          CMP      B
1193 12F9 C2 FC 01    JNZ      TTON2 ;INVALID
1194 12FC AF          XRA      A
1195 12FD 32 F2 30    LOCK2: STA      LCKR
1196 1300 CD D2 03    CALL    ROGER
1197 1303 C3 FC 01    JMP      TTON2
1198 1306          ;
1199 1306          ;
1200 1306          ;
1201 1306          ;TABLE FOR REGENERATING TOUCH TONES (R)
1202 1306 8B          TTTAB: DB      88H ;1
1203 1307 84          DB      84H ;2
1204 1308 82          DB      82H ;3
1205 1309 48          DB      48H ;4
1206 130A 44          DB      44H ;5
1207 130B 42          DB      42H ;6
1208 130C 28          DB      28H ;7
1209 130D 24          DB      24H ;8
1210 130E 22          DB      22H ;9
1211 130F 14          DB      14H ;0
1212 1310 18          DB      18H ;*
1213 1311 12          DB      12H ;8
1214 1312          ;
1215 1312          ;
1216 1312          ;
1217 1312          ;LOAD NUMBER FOR SINGLE DIGIT #1
1218 1312 21 19 30    LHUM:  LXI      H,HUMBR
1219 1315 3E 00          MVI      H,0
1220 1317 D8 10          LHUM1: IN      PORT1
1221 1319 2F          CMA
1222 131A E6 40          ANI      40H
1223 131C CA 17 13    JZ      LHUM1
1224 131F CD 3B 02    CALL    DECOD
1225 1322 FE 0B          CPI      11 ;*
1226 1324 C2 2D 13    JNZ      LHUM2
1227 1327 CD D2 03    CALL    ROGER
1228 132A C3 FC 01    JMP      TTON2
1229 132D 47          LHUM2: MOV      B,A
1230 132E 3A 19 30    LDA      HUMBR
1231 1331 FE 0B          CPI      11 ;MAX DIGITS
1232 1333 CA 17 13    JZ      LHUM1
1233 1334 3C          INR      A
1234 1337 32 19 30    STA      HUMBR
1235 133A 23          INX      H
1236 133B 70          MOV      M,B
1237 133C C3 17 13    JMP      LHUM1
1238 133F          ;
1239 133F          ;
1240 133F          ;
1241 133F 01          SDTAB: DB      1
1242 1340 19 30          DW      HUMBR ;#1
1243 1342 02          DB      2
1244 1343 58 13          DW      THUM2
1245 1345 03          DB      3
1246 1346 63 13          DW      THUM3
1247 1348 04          DB      4
1248 1349 68 13          DW      THUM4
1249 134B 05          DB      5
1250 134C 73 13          DW      THUM5
1251 134E 06          DB      6
1252 134F 78 13          DW      THUM6
1253 1351 07          DB      7
1254 1352 83 13          DW      THUM7
1255 1354 08          DB      8
1256 1355 88 13          DW      THUM8
1257 1357 09          DB      9
1258 1358 93 13          DW      THUM9
1259 135A 00          DB      0
1260 135B          ;
1261 135B 07          THUM2: DB      7 ;BALTO CITY
1262 135C 02          DB      2
1263 135D 02          DB      2
1264 135E 02          DB      2
1265 135F 03          DB      3
1266 1360 03          DB      3
1267 1361 03          DB      3
1268 1362 03          DB      3
1269 1363 07          THUM3: DB      7 ;TRANSIT & TFC
1270 1364 03          DB      3
1271 1365 09          DB      9
1272 1366 06          DB      6
1273 1367 03          DB      3
1274 1368 0A          DB      10
1275 1369 05          DB      5
1276 136A 0A          THUM4: DB      10 ;ND STATE POL
1277 136B 07          DB      7
1278 136C 04          DB      4
1279 136D 08          DB      8
1280 136E 06          DB      6
1281 136F 03          DB      3
1282 1370 01          DB      1
1283 1371 0A          DB      10
1284 1372 01          DB      1
1285 1373 07          THUM5: DB      7 ;HARBOR TUNNEL
1286 1374 03          DB      3
1287 1375 05          DB      5
1288 1376 05          DB      5
1289 1377 03          DB      3
1290 1378 05          DB      5
1291 1379 0A          DB      10
1292 137A 0A          THUM6: DB      10 ;ANNE ARUNDEL
1293 137B 07          DB      7
1294 137C 09          DB      9
1295 137D 08          DB      8
1296 137E 07          DB      7
1297 137F 04          DB      4
1298 1380 0A          DB      10
1299 1381 05          DB      5
1300 1382 0A          THUM7: DB      10 ;COAST GUARD
1301 1383 07          DB      7
1302 1384 07          DB      7
1303 1385 08          DB      8
1304 1386 09          DB      9
1305 1387 08          DB      8
1306 1388 0A          DB      10
1307 1389 05          DB      5
1308 138A 0A          THUM8: DB      10 ;BALTO CO
1309 138B 07          DB      7
1310 138C 04          DB      4
1311 138D 09          DB      9
1312 138E 04          DB      4
1313 138F 02          DB      2
1314 1390 01          DB      1
1315 1391 01          DB      1
1316 1392 01          THUM9: DB      1 ;HOWARD CO
1317 1393 07          DB      7
1318 1394 04          DB      4
1319 1395 06          DB      6
1320 1396 05          DB      5
1321 1397 01          DB      1
1322 1398 06          DB      6
1323 1399 01          DB      1
1324 139A 01          DB      1
1325 139B          ;
1326 139B          ;
1327 139B          ;
1328 139B          ;
1329 3000          ORG      3000H ;RAN BOTTOM
1330 3000          ;
1331 3000          ;
1332 3019          ;
1333 3025          TTD1G: EQU     8
1334 3025          DB      25 ;SPACE FOR DIGITS
1335 30EA          HUMBR: DS      12 ;TEL #1
1336 30EA          IDADS: EQU     8
1337 30EA          DS      197 ;SPACE FOR STACK, ID #5
1338 30EA          STACK: EQU     8
1339 30EA          OUTR1: DS      1
1340 30EA          OUTR2: DS      1
1341 30EA          OUTR3: DS      1
1342 30EA          TIMER: DS      4
1343 30EA          NOTIM: DS      1
1344 30F1          LCKR: DS      1
1345 30F2          ISB: DS      1
1346 30F3          ISM: DS      1
1347 30F4          TIME: DS      1
1348 30F5          MASK: DS      1
1349 30F6          LKROC: DS      1
1350 30F7          OUTOM: DS      1
1351 30F8          OUT1H: DS      1
1352 30F9          OUT2H: DS      1
1353 30FA          OUT3H: DS      1
1354 30FB          OUT4H: DS      1
1355 30FC          OUT5H: DS      1
1356 30FD          OUT6H: DS      1
1357 30FE          OUT7H: DS      1
1358 30FF          ;

```

the stack starts below them. The stack works down, and the programmable ID works up. No safeguards are set up to eliminate the two clashing. The amount of space is so

large for the required functions that for even the longest imaginable ID message there will be plenty of room left for the stack. I do not suggest testing the system by loading an ID of

197 characters! Up to 150 should be safe. OUTOM is a dummy output port. Although it is set up as an output port, there is no physical port. This is convenient for both pro-

gramming and operation.

Design Philosophy

As previously mentioned, several years ago I had constructed a microprocessor system to perform a similar

function. At that time, I built the hardware first. After completing this project, I have no doubt that the proper procedure is the other way around. A general idea of the hardware should be in mind, but the program should be written first. Writing the program defines the parameters of the system. By doing so, I found that some hardware modifications were needed that otherwise I would have had to go back and redo.

The program was written and debugged on the development system described. I configured the I/O ports so that the program could be executed on my large system. The program was in operation on it before a single wire was cut to construct the hardware. Clip leads and external oscillators were used to test the system. Did you ever try to simulate touchtones with clip leads, trying not to be caught by a three-second timer?

The program was modularized as much as possible. If any routine is longer than about two or three pages, it is too long and should be broken down into smaller

routines. Not only is it easier to write that way, but it is also easier to understand how it works a few months later. For routines with many conditionals, flowcharts are a must. Originally, a skeleton program was written—just enough so that the entire program was self-consistent. Gradually the individual routines can be added to the code table and debugged. The throughput using these techniques can be quite high. I wrote the skeleton program in one day, and debugged it the next. Once an operational program was ready, the hardware was constructed. In the week or so it took to build the thing, the program was beefed up. By the time the hardware was ready, the software was refined. I cannot overemphasize the fact that a 100% operational program is necessary before building the hardware. When the ROMs are plugged in, if the program is in any doubt, and the system does not work, you do not know if the problem is hardware or software, resulting in an exercise in futility.

The hardware/software tradeoffs previously mentioned are important. A lot of thought is necessary before plunging ahead with design. The total software

and hardware development time/cost must be considered. Even though the individual pays nothing for his own software, thinking like the businessman who must pay for his software will give a more balanced design.

When building hardware, it is advantageous to freely add LEDs on signal lines. You may not need them after the circuitry is in operation, but they are invaluable when debugging and testing the system. Design a system that not only works properly, but also can be made to operate properly in a reasonable amount of time.

Fault tolerance is an area at the frontier of theoretical knowledge. The discipline is about a decade old, and much remains to be worked out satisfactorily. Semiconductor technology is increasing at a rate which is hard to keep up with. Writing programs which merely function, and programs which both function and are error-tolerant, are two different things. Instead of making equivalence tests, it is better to make relational

tests. Otherwise, if an error occurs, a test may fall through. Subprograms are usually expected to be entered with certain initial conditions. They should be constructed so that if those conditions are erroneous, the subprogram will exit soon. The worst thing that can happen is an erroneous input condition resulting in an endless loop. In a controller, it may not be as easy to push the reset button when something goes awry as it is on a general-purpose computer. I certainly did not follow all of these tenets in writing the software; however, I attempted to keep them in mind as much as possible.

The original program, somehow, did manage to crash twice. After that, I added the error recovery portion. It is a very simple, first-order attack, but it covers more errors than a first glance shows. If the program gets into a false state, it will often go to a faulty address. Since the hardware uses a small amount of the address space, it is quite likely that the program will be sent to

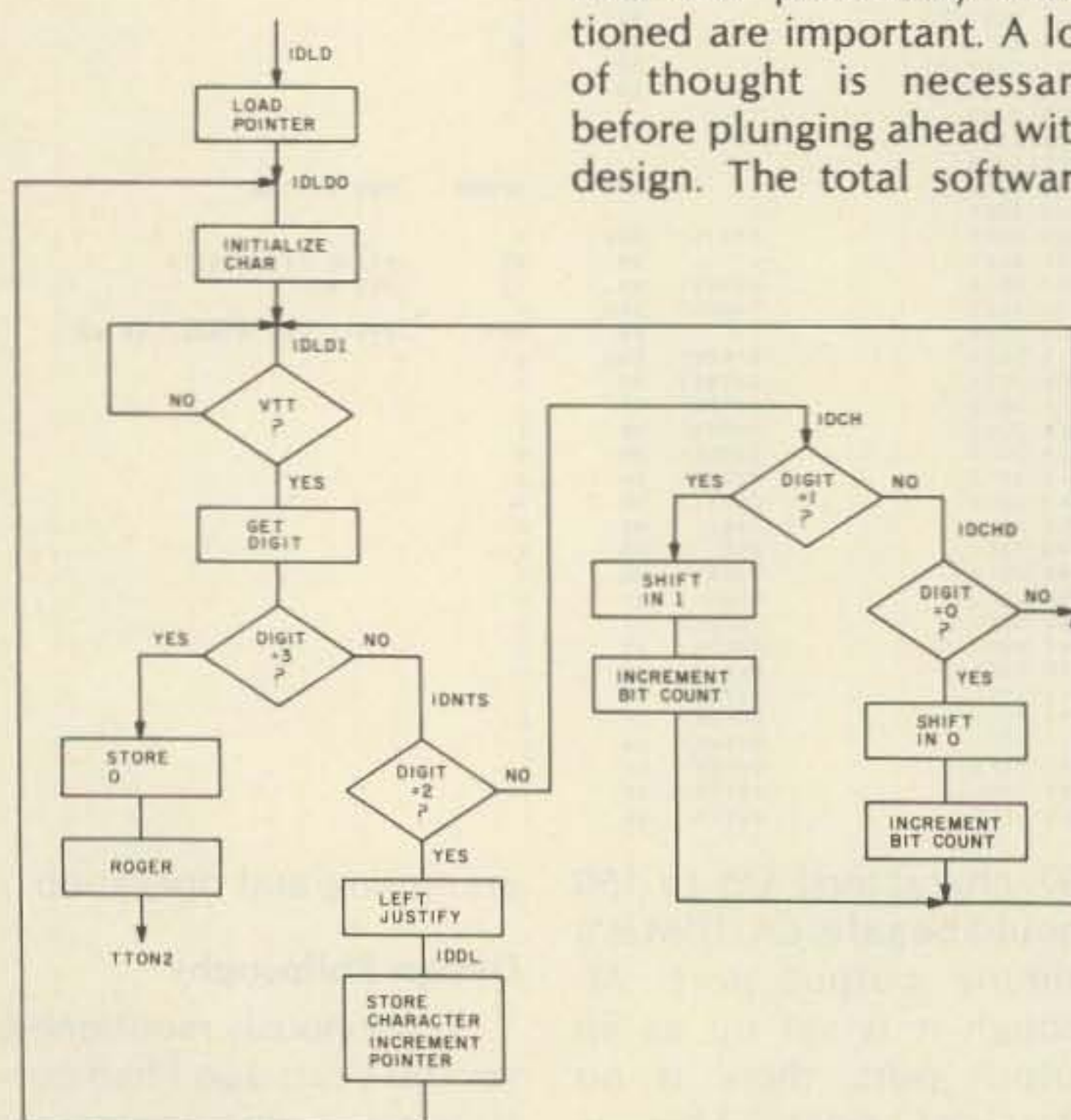


Fig. 8. ID load routine.

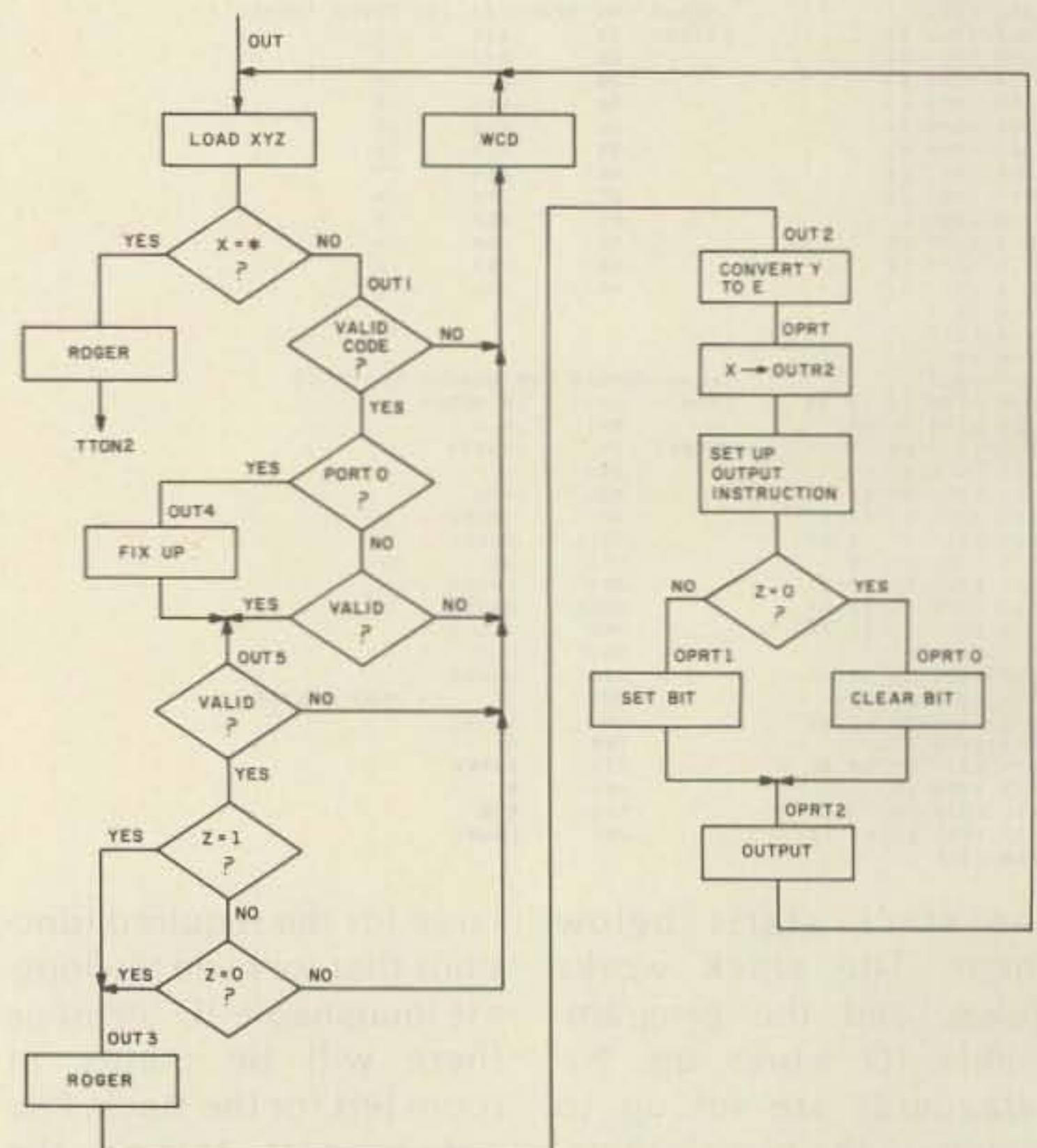


Fig. 9. Out routine.

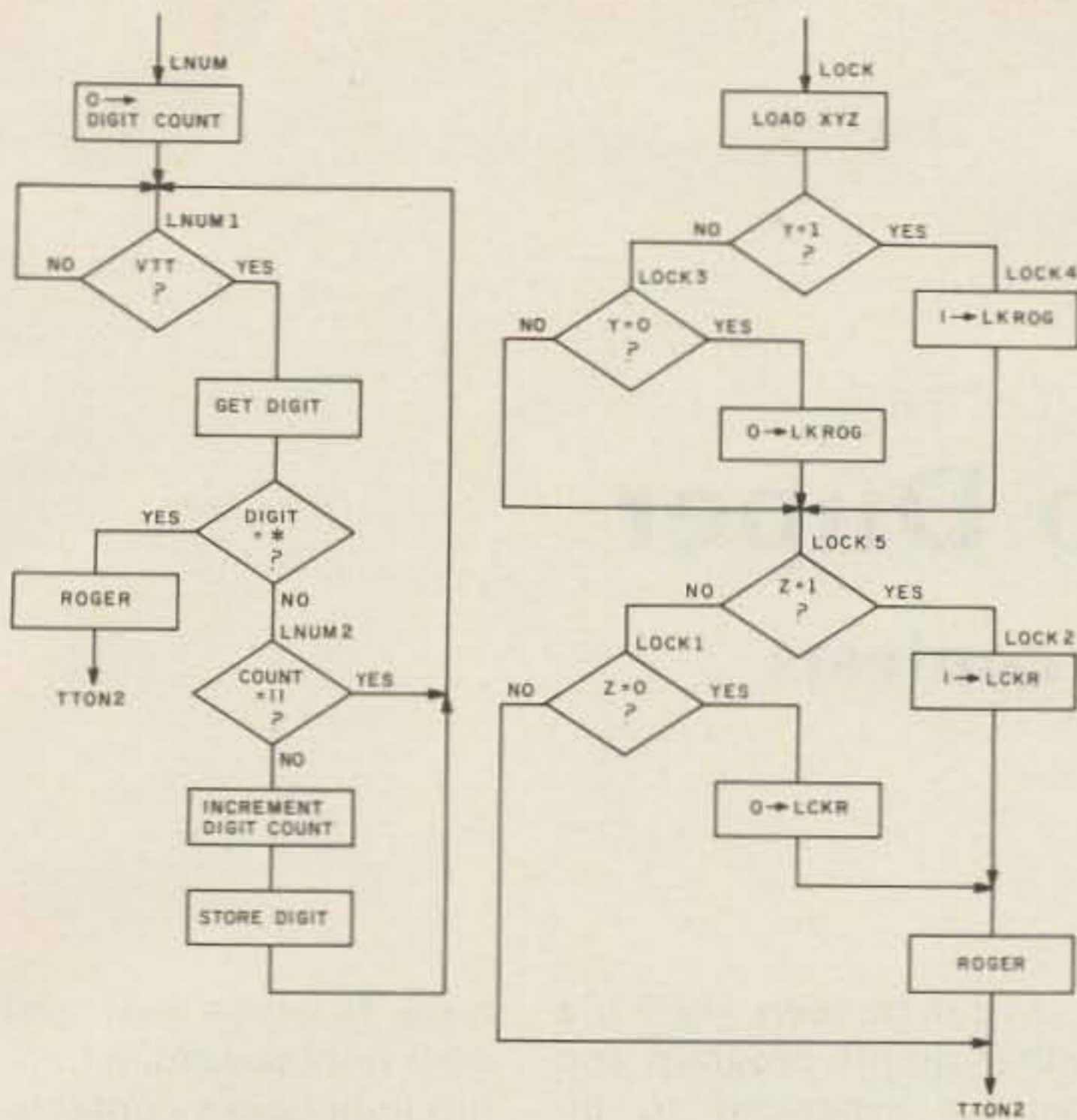


Fig. 10. Load number and lock routines.

a place where there is no memory. This results in reading all highs; the instruction FF is the interrupt instruction, so effectively an invalid memory address interrupts the program. That is why I placed the recovery routine at the interrupt location. The processor is not being interrupted, but it interprets the error as an interrupt. A second different thing about the fault-tolerant program is that the enable interrupt instruction was placed into the master loop. Otherwise, if the interrupt were ever disabled when in the foreground program, there would be no way to communicate with it.

I am not claiming that the system is totally fault-tolerant, but by the addition of some very simple checks, the fault tolerance can be increased tremendously. This entire project has been a good education.

Expansion

There are many additions and improvements which can be made. The advantage of the whole arrangement is that for many changes, hardware need not be touched. Many func-

tions can be added by software changes only. It is more pleasant to sit in an easy chair at home rewriting the program than to sit on the cold, hard floor at the repeater site to effect changes. If changes don't work, all that has to be done is to put the original ROMs back in.

Additional hardware can be added to mate with the existing circuitry, and it is not necessary to worry about the additional control functions, as plenty of spares are already provided. A possible improvement to the software would allow interrogation of the status bits. This is a simple addition which is not required but might be useful. A planned hardware addition to the system will provide downlink telemetry from the site. Lights on the voting selector indicate which receivers are being accessed, and which receiver the voter selects. The telemetry will transmit the voter lights in real-time. Incorporated in the telemetry package will be an analog-to-digital converter. Upon command from the control system, the telemetry will switch from the voter lights to

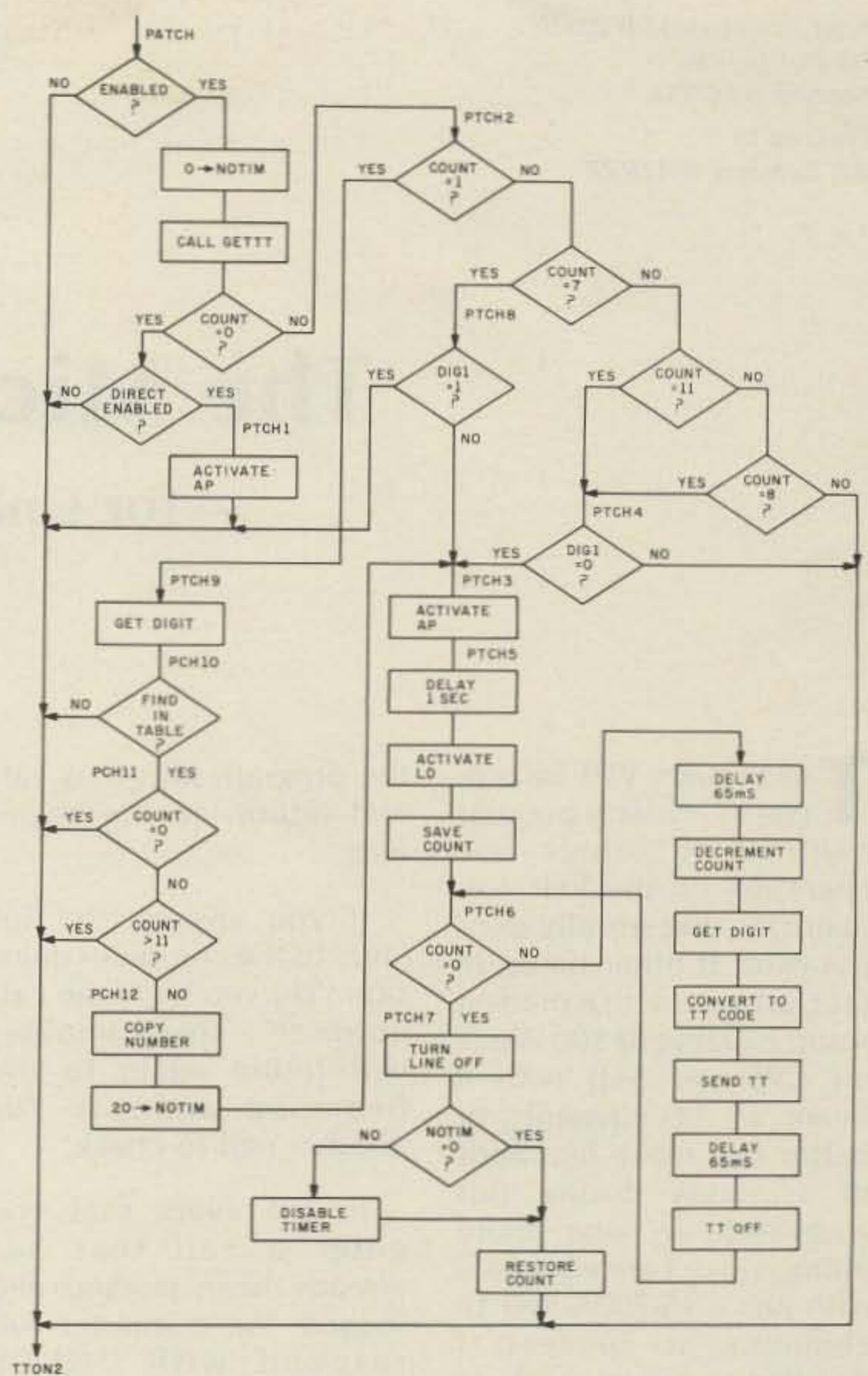


Fig. 11. Autopatch routine.

meter readings read by the A/D; plate voltage, plate and grid current for each repeater, and cabinet temperature could be read. With the existing central control system, the possibilities for expansion are straightforward and exciting.

Acknowledgements

I would like to thank Carroll Van Ness K3HZU for his able assistance in designing the autopatch circuitry. Until this time, Carroll has been the father of the control circuitry and the autopatch. His equipment always functioned fine, but there is only so much that can be done with relays. Carroll is now a microcomputer convert.

I received help from Vern Chapin K3VC with the

metalwork. Despite broken saw blades and bruised fingers, he finished the panels.

I thank Frank Ayd WA3ILR, who stayed with me over 13 hours at the site on the day of installation. We were both dirty, tired, cold, and hungry, but he remained with me while making frantic pleas that we quit.

Thanks go again to Vern Chapin K3VC, and also to Marc Leavey, M.D., WA3AJR, for their photography.

And if not for Jack Biggs K3SP and Larry D'Anna WA3KOK, with the assistance of many others over a period of several years, I would not have had the excellent repeater for which to develop the control system. ■

The Micro Duper

— for small contests

The January VHF Sweepstakes is a very popular contest. It brings out operation on the VHF frequencies that usually does not exist at other times. In fact, anyone with a modest setup capable of 100 Watts on CW and SSB with a beam of 11 elements or better can make hundreds of contacts during this weekend on one band alone. Since I am equipped with just a TS-700A and 16 elements at 50 feet, I decided to try my luck on two meters.

A few glasses of wine later, my wife, Chris WA2KOU, and Bill WA2RZR became more interested in coming up with a computer dupe sheet for the contest than operating the contest itself. The computer system is the Heath H8/H9. The program calls for the operator to enter the call of the station. The computer will then ask if you have entered the call correctly in order to prevent typing mistakes. Upon answering with a "Y" for "yes," the computer will then ask if you wish to have the station logged into memory. This was placed into the program to allow the contest operator the opportunity to work (or try to work) that particular station. If you work that station and answer "Y" to the last computer question,

the program logs that call and returns to the beginning.

If you answer "N" for "no" to the computer question "Do you have the call correct?", the computer will return again to the beginning and ask for another call to check.

In the event that you enter a call that has already been worked and logged, the computer will respond with "DUPE - DUPE - DUPE - DUPE" or any other obscenity you wish to include and then return with a question for the next call. A sample of the program is shown in Fig. 1.

As can be seen, Fig. 1 is a rather simple program and can be expanded to include such things as different bands, etc. But the main purpose was to have an easy dupe sheet for the minimum amount of time and energy, and the maximum amount of glasses of

wine. It works well, and it does not take much time to run in between contacts. If you make it too complex, it may take time away from hunting down the points. The program listing for this little gem is shown in Fig. 2. Good luck, and I'd like to hear about any changes. ■

```
DUPE SEARCH FOR CALL? ----- WB3MIC
DO YOU HAVE CALL CORRECT ----- N
DUPE SEARCH FOR CALL ? ----- WB2MIC
DO YOU HAVE CALL CORRECT ----- Y
STATION NOT WORKED - CALL IT -----
SHOULD STATION BE LOGGED ? ----- Y
DUPE SEARCH FOR CALL ? ----- WB2MIC
DO YOU HAVE CALL CORRECT ? ----- Y
DUPE - DUPE - DUPE - DUPE - DUPE - DUPE - DUPE
DUPE SEARCH FOR CALL ? -----
```

Fig. 1. Sample run.

```
10 REM VHF S/S LOG WB2MIC and WA2RZR
15 DIM C$(250)
20 PRINT :PRINT :LINE INPUT "DUPE SHEET FOR CALL ? ----- ";A$
30 LINE INPUT "DO YOU HAVE CALL CORRECT ? ----- ";B$
40 IF B$ = "Y" THEN GOTO 60
50 GOTO 20
60 LET X = 0
70 X = X + 1
80 IF C$(X) = "" THEN GOTO 150
90 IF C$(X) = A$ THEN GOTO 200
100 GOTO 70
150 PRINT :PRINT "STATION NOT WORKED - CALL IT ----- "
160 LINE INPUT "SHOULD STATION BE LOGGED ? ----- ";B$
170 IF B$ = "Y" THEN GOTO 190
180 GOTO 20
190 LET C$(X) = A$
195 GOTO 20
200 PRINT "DUPE - DUPE - DUPE - DUPE - DUPE - DUPE - DUPE"
210 GOTO 20
```

Fig. 2. Program listing. Please note that, in statement 15, the number of contacts that the program will keep track of is 250, but can be changed by altering the number within the parentheses.

Full Features and Superior Performance ST-6000 RTTY DEMODULATOR

Select Rx & Tx Shifts
Accurately Tuned Rx Filters
Crystal Controlled Tx Tones
True Transceive Operation

Invert Both Rx Demod,
and Tx Tones

Data Status Indicators
Loop 1 Post-Autostart Pre-Autostart



Hard-Limiting [FM]
or
Non-Limiting [AM]
Reception

Correct for
Bias Distortion


Correct For
Multi-Path Distortion

Local Loop Operation

Autostart with:
◦ Motor Control
◦ Mark Hold
◦ Antispace

Tuning Oscilloscope
[Front Panel Controls]
Meter Indicator Option
Also Available

Automatic Tx/Rx Station
Control with Keyboard
Operated Switch [KOS]



Why not have the best?

The HAL ST-6000 Demodulator offers outstanding performance, versatility, and ease of operation. The Receive Demodulator features multiple-pole active filters available for "high" or "low" tones. These filters are frequency-matched to the transmit tone crystals for true transceive operation. Input bandpass filters, discriminator filters, and post-detection filters are carefully designed and tested for optimum weak-signal recovery. The ST-6000 has an internal loop power supply, 2 loop keys, RS-232, MIL-188C, and CMOS data I/O, and rear panel connections to data and control circuits for connection to UART and computer devices. Use it with the HAL DS-3000 KSR for the best in RTTY performance.

\$595.00

Write today for HAL's latest RTTY catalog.



HAL COMMUNICATIONS CORP.
Box 365
Urbana, Illinois 61801
217-367-7373

For our Overseas customers:
see HAL equipment at:
Richter & Co.; Hannover
I.E.C. Interrelco; Bissone

An 8080 Disassembler

— written in BASIC, yet!

Convenience plus.

*Jef Raskin
586 Eighth St.
Montara CA 94037*

This program was written for a Poly-88 microcomputer. However, since it is in BASIC, it is easily modified for other 8080-based computers that have a BASIC interpreter or compiler available.

A disassembler's task is very difficult. It must be able to jump into the middle of the computer's memory, help the user to read the mixture of ASCII and numerical data stored there, and change the numerical instruction codes into mnemonic assembler code. Instructions on the 8080 are of variable length, and if the disassembler happens to start in the middle of an instruction rather than at its

beginning, what comes out is garbage.

To help cure these problems, this disassembler displays the contents of each location in hexadecimal, in ASCII, and in assembler code. It takes into account the variable length of the instructions. The misalignment problem is quite difficult, and if the disassembler is started in the middle of an instruction, it usually takes a few instructions before it is back on the track. However, this program incorporates a heuristic method for obtaining correct alignment. A special code "P", for "Previous instruction," attempts to find the nearest previous instruction that seems reasonable. What it actually does is this: first it jumps back in memory twelve bytes, then it disassembles its way forward to the last instruction that does not overlap the

one you started in. The odds are very good that, during this process, the disassembler will find the proper alignment. This feature is, perhaps, the most interesting advance this disassembler exhibits. The other features that make it very convenient to use are explained in the operating instructions.

The disassembler was written by Douglas Wyatt, with a little bit of the code (and probably most of the bugs) supplied by me. A few comments on changing Poly BASIC to your BASIC might help. The exclamation point (!) means "PRINT." Anything shown in lowercase may be changed to uppercase. We think that it is nicer for the computer to talk in standard English if it can, so we use lowercase where appropriate. The function INP(1) grabs a character from the keyboard. Thus,

lines 110 and 120 take a character, C, and ask if it is a RETURN (ASCII-13). If it is, the computer does a RETURN and a LINE FEED. The slash (/) allows two instructions to appear on the same line. You can modify this so that they are on separate lines if your BASIC doesn't support this feature.

Knowing the symbol equivalent of various ASCII codes is useful in understanding the program. Your BASIC must have the PEEK function, of course. On some, this is called EXAM. We also use TAB. If you don't have the multiway branch (the ON instruction) you will have to use a list of IFs. It's not all that hard.

Operating Instructions

When the program is running, a press on the space bar disassembles the next instruction. Any key

Program listing.

```

90 GOSUB 9000\REM INITIALIZE
100 !"*",
110 C=INP(1)
120 IF C=13 THEN !\GOTO 100
130 IF (C<32) OR (C>122) THEN 110
140 GOSUB 200
145 GOSUB 1000
150 GOTO 100
200 IF C>96 THEN C=C-32\REM MAKE UPPER-CASE
205 C$=CHR$(C)
210 IF C$=" " THEN RETURN
220 IF C$="A" THEN 2000
230 IF C$="J" THEN 400
240 IF C$="B" THEN 500
250 IF C$="C" THEN 450
260 IF C$="R" THEN 600
270 IF C$="P" THEN 700
300 A=AO
310 RETURN
400 IF JO=0 THEN 300
410 !"Jump",
420 A=E
430 RETURN
450 IF JO=0 THEN 300
460 !"Call",
465 S(SO)=A
470 SO=SO+1
475 A=E
480 RETURN
500 !"Back"
510 A=AO-1
520 RETURN
600 IF SO=0 THEN 300
610 !"Return",
620 SO=SO-1
630 A=S(SO)
640 RETURN
700 !"Previous instr."
710 T=AO-12
720 A=T\GOSUB 1200
730 I=B(PEEK(A))
740 T=T+I
750 IF T<AO THEN 720
760 RETURN
1000 !\REM MAIN LOOP
1005 GOSUB 1200
1010 H2=A\GOSUB 4000\REM PRINT ADDRESS
1020 !":",TAB(T1),
1025 AO=A\REM REMEMBER ADDRESS
1030 X=PEEK(A)
1040 FOR I=0 TO B(X)-1
1050 H=PEEK(A+I)
1055 GOSUB 4200
1060 NEXT I
1065 !TAB(T2),
1070 FOR I=0 TO B(X)-1
1075 H=PEEK(A+I)
1080 IF (H<32)OR(H>126) THEN !"_", ELSE !CHR$(H),
1085 NEXT I
1090 !TAB(T3),
1100 GOSUB 5000\REM DISASSEMBLE INSTRUCTION
1110 !TAB(T4),
1120 RETURN
1195 REM NORMALIZE A
1200 IF A<0 THEN A=A+W\GOTO 1200
1210 IF A<W THEN RETURN
1220 A=A-W*INT(A/W)
1230 RETURN
2000 !"Address: "
2010 GOSUB 2200
2020 A=H2
2030 RETURN
2195 REM GET A HEX NUMBER FROM THE KEYBOARD
2200 H2=0
2210 I=0
2220 C=INP(1)
2225 C$=CHR$(C)
2230 C=C-48\REM ASCII 0
2240 IF C<0 THEN 2220
2250 IF C<10 THEN 2300
2260 C=C-7\REM MAGIC!
2270 IF (C<10)OR(C>15) THEN 2220
2300 !C$,
2310 I=I+1
2320 H2=16*H2+C
2330 GOTO 2220
2350 IF I=0 THEN 2220
2360 I=I-1
2370 H2=INT(H2/16)
2380 !CHR$(127),
2390 GOTO 2220
2400 IF I=0 THEN !"0",
2410 RETURN
3995 REM PRINT H2 AS 4 HEX DIGITS
4000 H=INT(H2/256)
4010 GOSUB 4200

```

```

4020 H=H2-256*H
4030 GOTO 4200
4195 REM PRINT H AS 2 HEX DIGITS
4200 N=INT(H/16)
4210 !H$(N+1,N+1),
4220 N=H-16*N
4230 !H$(N+1,N+1),
4240 RETURN
5000 REM GIVEN ADDRESS IN A, DISASSEMBLE 1 INSTRUCTION
5005 JO=0\REM ZERO JUMP FLAG
5010 X=PEEK(A)\REM OPCODE IN X
5015 A=A+1
5020 L=INT(X/64)\REM BITS 6-7
5030 ON L+1 GOTO 5100,7000,6000,8000
5100 REM 00XXXXXX
5120 ON J+1 GOTO 5130,5200,5400,5600,5700,5710,5800,5900
5130 IF X>0 THEN 7200
5140 !"NOP",
5150 RETURN
5200 REM 00XXX001
5210 J=INT(I/2)\REM BITS 4-5
5215 K=I-2*J\REM BIT 3
5220 IF K=0 THEN 5300
5230 !"DAD",
5240 GOTO 6600
5300 !"LXI"
5310 GOSUB 6600
5320 !",",
5330 GOTO 7500
5400 REM 00XXX010
5410 K=INT(I/4)\REM BIT 5
5420 I=I-4*K\REM BITS 3-4
5430 IF K=1 THEN 5500
5440 J=INT(I/2)\REM BIT 4
5450 K=I-2*J\REM BIT 3
5460 ON K+1 GOTO 5470,5480
5470 !"STAX",\GOTO 6600
5480 !"LDAX",\GOTO 6600
5500 ON I+1 GOTO 5510,5520,5530,5540
5510 !"SHLD",\GOTO 7450
5520 !"LHLD",\GOTO 7450
5530 !"STA",\GOTO 7450
5540 !"LDA",\GOTO 7450
5600 REM 00XXX011
5610 J=INT(I/2)\REM BITS 4-5
5620 K=I-2*J\REM BIT 3
5630 ON K+1 GOTO 5640,5650
5640 !"INX",\GOTO 6600
5650 !"DCX",\GOTO 6600
5700 !"INR",\J=I\GOTO 6400
5710 !"DCR",\J=I\GOTO 6400
5800 REM 00XXX110
5810 !"MVI",
5815 J=I
5820 GOSUB 6400
5830 !",",
5840 GOTO 7700
5900 REM 00XXX111
5910 ON I+1 GOTO 5920,5930,5940,5950,5960,5970,5980,5990
5920 !"RLC",\RETURN
5930 !"RRC",\RETURN
5940 !"RAL",\RETURN
5950 !"RAR",\RETURN
5960 !"DAA",\RETURN
5970 !"CMA",\RETURN
5980 !"STC",\RETURN
5990 !"CMC",\RETURN
6000 REM 10XXXXXX
6030 ON I+1 GOTO 6100,6110,6120,6130,6140,6150,6160,6170
6100 !"ADD",\GOTO 6200
6110 !"ADC",\GOTO 6200
6120 !"SUB",\GOTO 6200
6130 !"SBB",\GOTO 6200
6140 !"ANA",\GOTO 6200
6150 !"XRA",\GOTO 6200
6160 !"ORA",\GOTO 6200
6170 !"CMP",\GOTO 6200
6200 !" ",
6210 GOTO 6500
6400 REM PRINT BLANK, THEN REG. NAME
6410 !" ",
6500 REM GIVEN J, PRINT REGISTER NAME
6510 N=J+1
6520 !R$(N,N),
6530 RETURN
6600 !" ",
6700 REM GIVEN J, PRINT RP NAME
6710 N=J+1
6720 C$=D$(N,N)
6730 !C$,
6740 IF C$="S" THEN !"P",
6750 RETURN
7000 REM 01XXXXXX
7010 IF X=118 THEN !"HLT",\RETURN
7020 !"MOV ",
7040 K=J\REM SAVE J
7050 J=I\GOSUB 6500
7060 !" ",
7070 J=K\GOSUB 6500

```

```

7080 RETURN
7200 REM UNDEFINED INSTRUCTION
7210 !"--",
7220 RETURN
7400 REM JUMP OR CALL
7410 REM SET JUMP FLAG
7420 JO=1
7450 !" ",
7500 REM FETCH NEXT 2 BYTES, INTERPRET AS ADDRESS,
7510 REM AND PRINT IN HEX
7520 Y=PEEK(A)\A=A+1
7530 Z=PEEK(A)\A=A+1
7540 E=Y+256*Z\REM E IS EFFECTIVE ADDRESS
7550 H=Z\GOSUB 4200
7560 H=Y\GOSUB 4200
7570 RETURN
7700 REM FETCH AND PRINT NEXT BYTE
7710 Y=PEEK(A)\A=A+1
7720 H=Y
7730 GOTO 4200
7800 REM PRINT RST ADDRESS
7810 ! I,
7820 RETURN
8000 REM 11XXXXXX
8040 ON J+1 GOTO 8050,8100,8200,8300,8400,8500,8600,8700
8050 !"R",\REM RETURN ON CONDITION
8060 GOTO 8800
8100 REM 11XXX001
8105 J=INT(I/2)\REM BITS 4-5
8110 K=I-2*J\REM BIT 3
8115 IF K=1 THEN 8150
8120 !"POP ",
8130 GOTO 8900
8150 ON J+1 GOTO 8160,7200,8170,8180
8160 !"RET",\RETURN
8170 !"PCHL",\RETURN
8180 !"SPHL",\RETURN
8200 REM 11XXX010
8210 !"J",\REM JUMP ON CONDITION
8220 GOSUB 8800
8230 GOTO 7400
8300 REM 11XXX011
8310 ON I+1 GOTO 8320,7200,8330,8340,8350,8360,8370,8380
8320 !"JMP",\GOTO 7400
8330 !"OUT ",\GOTO 7700
8340 !"IN ",\GOTO 7700
8350 !"XTHL",\RETURN
8360 !"XCHG",\RETURN
8370 !"DI",\RETURN
8380 !"EI",\RETURN
8400 REM 11XXX100
8410 !"C",\REM CALL ON CONDITION
8420 GOSUB 8800
8430 GOTO 7400
8500 REM 11XXX101
8510 J=INT(I/2)\REM BITS 4-5
8520 K=I-2*J\REM BIT 3
8530 IF K=1 THEN 8550
8540 !"PUSH ",\GOTO 8900
8550 ON J+1 GOTO 8560,7200,7200,7200
8560 !"CALL",
8570 GOTO 7400
8600 REM 11XXX110
8605 ON I+1 GOTO 8610,8615,8620,8625,8630,8635,8640,8645
8610 !"AD",\GOTO 8650

```

```

8615 !"AC",\GOTO 8650
8620 !"SU",\GOTO 8650
8625 !"SB",\GOTO 8650
8630 !"AN",\GOTO 8650
8635 !"XR",\GOTO 8650
8640 !"OR",\GOTO 8650
8645 !"CP",
8650 !"I ",
8660 GOTO 7700
8700 REM 11XXX111
8710 !"RST",
8720 H=I\GOSUB 7800
8730 RETURN
8800 REM GIVEN I, PRINT RET, CALL, OR JMP CONDITION
8810 ON I+1 GOTO 8820,8830,8840,8850,8860,8870,8880,8890
8820 !"NZ",\RETURN
8830 !"Z",\RETURN
8840 !"NC",\RETURN
8850 !"C",\RETURN
8860 !"PO",\RETURN
8870 !"PE",\RETURN
8880 !"P",\RETURN
8890 !"M",\RETURN
8900 REM GIVEN J, PRINT RP NAME FOR PUSH OR POP
8910 I=J+1
8920 C$=D$(I,I)
8930 IF C$="S" THEN !"PSW",\RETURN
8940 !C$,\RETURN
9000 REM INITIALIZATION
9010 DIM R$(8)
9020 R$="BCDEHLMA"\REM REGISTER NAMES
9030 DIM D$(4)
9040 D$="BDHS"\REM REGISTER PAIR NAMES
9050 DIM H$(16)
9060 H$="0123456789ABCDEF"
9100 DIM B(255)\REM # OF BYTES FOR INSTRUCTION
9105 FOR I=0 TO 63
9110 READ B(I)
9115 NEXT I
9120 FOR I=64 TO 191
9125 B(I)=1
9130 NEXT I
9135 FOR I=192 TO 255
9140 READ B(I)
9145 NEXT I
9150 DATA 1,3,1,1,1,1,2,1,1,1,1,1,1,1,2,1
9160 DATA 1,3,1,1,1,1,2,1,1,1,1,1,1,1,2,1
9170 DATA 1,3,3,1,1,1,2,1,1,1,3,1,1,1,2,1
9180 DATA 1,3,3,1,1,1,2,1,1,1,3,1,1,1,2,1
9200 DATA 1,1,3,3,3,1,2,1,1,1,3,1,3,3,2,1
9210 DATA 1,1,3,2,3,1,2,1,1,1,3,2,3,1,2,1
9220 DATA 1,1,3,1,3,1,2,1,1,1,3,1,3,1,2,1
9230 DATA 1,1,3,1,3,1,2,1,1,1,3,1,3,1,2,1
9300 A=0
9305 A0=0
9310 JO=0
9350 W=65536
9400 REM TAB STOPS
9410 T1=7
9420 T2=15
9430 T3=24
9440 T4=40
9500 DIM S(20)\REM ADDRESS STACK
9510 SO=0
9900 RETURN

```

other than a command just repeats the previous instruction. The following six commands form the entire assembler. When they are pressed, no RETURN is required if you use the INP function or its equivalent.

A(ddress)
When this command is given, you have to supply a hex address. Disassembly proceeds from that address.

J(ump)
If the instruction just disassembled was any kind of jump, this command causes disassembly to proceed at the jump's destination address. Thus, you can use the disassembler to

trace through a program.

B(ack)
This causes disassembly of the previous instruction.

C(all)
If the instruction just disassembled was a CALL, then this instruction causes the first line of the called subroutine to be disassembled. Disassembly proceeds through the subroutine until you give the instruction.

R(eturn)
Disassembly proceeds with the statement following the CALL. Subroutines may be nested. Use of the R(eturn) instruction is not limited to when you find the subroutine's RTN in-

struction; it can be used at any time to return to disassembling the calling program.

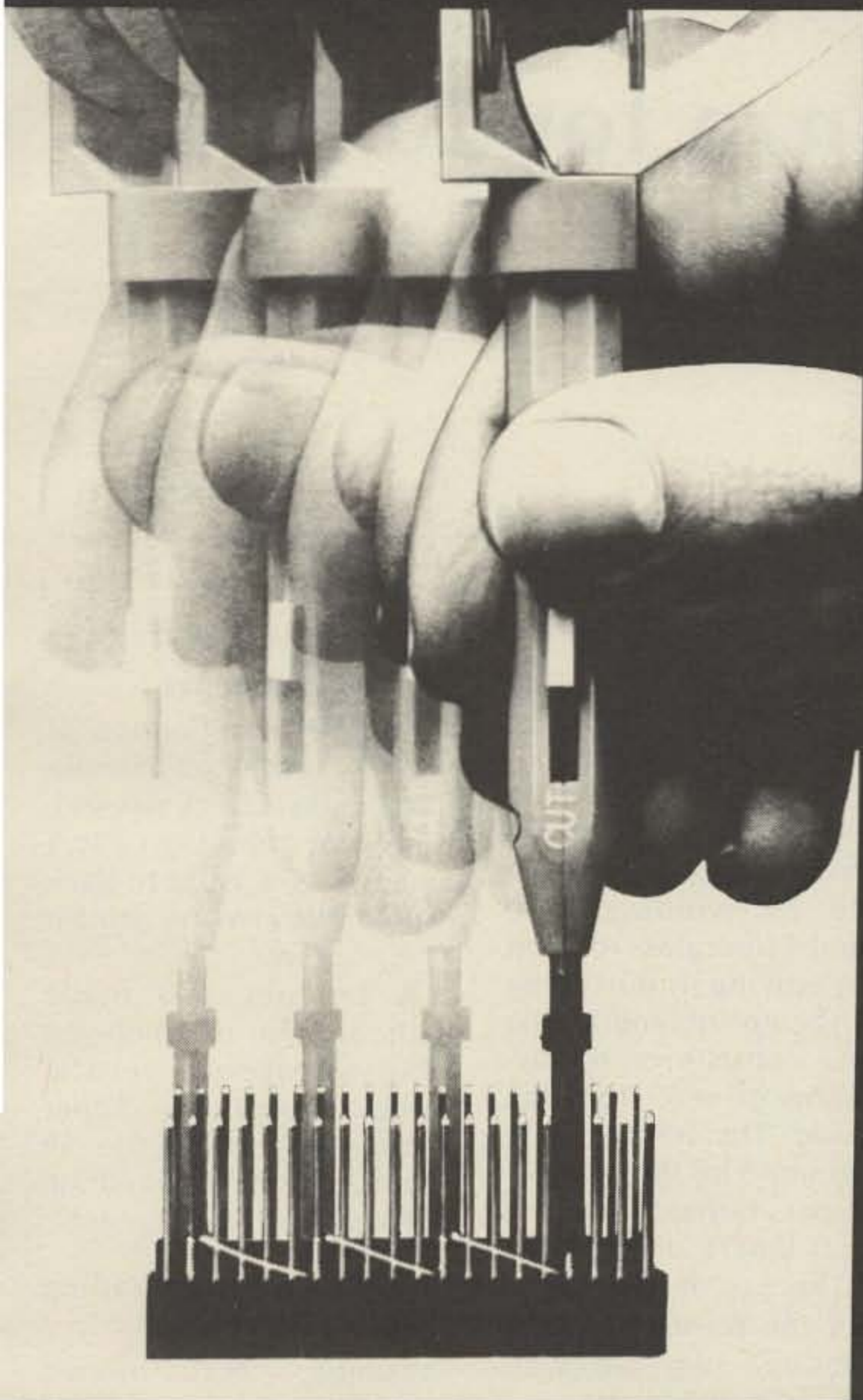
P(revious instruction)
This command has the disassembler go back twelve bytes, then scan forward to the last instruction before the one you started in, trying to align itself to the correct instruction boundaries. If the code you are disassembling isn't making sense, try this instruction. There is a good chance (although it is not certain) the disassembler will now be properly aligned with the program. Of course, if you are in a region of memory that is

full of data, then a glance at the ASCII or the hexadecimal columns should show the structure of the data.

Output Format

The address appears at the left edge, followed by the contents of the location (and the next one or two locations if the disassembler thinks that a multi-byte instruction lives there) in hexadecimal. Next is the ASCII representation of those contents (or underlines if they are not printing characters). This is followed by the assembler mnemonic, and then an asterisk. ■

NEW!



WHY CUT?
WHY STRIP?
WHY SLIT?

WHY NOT...

JUST WRAP™

U.S.A.
FOREIGN
PATENTS
PENDING

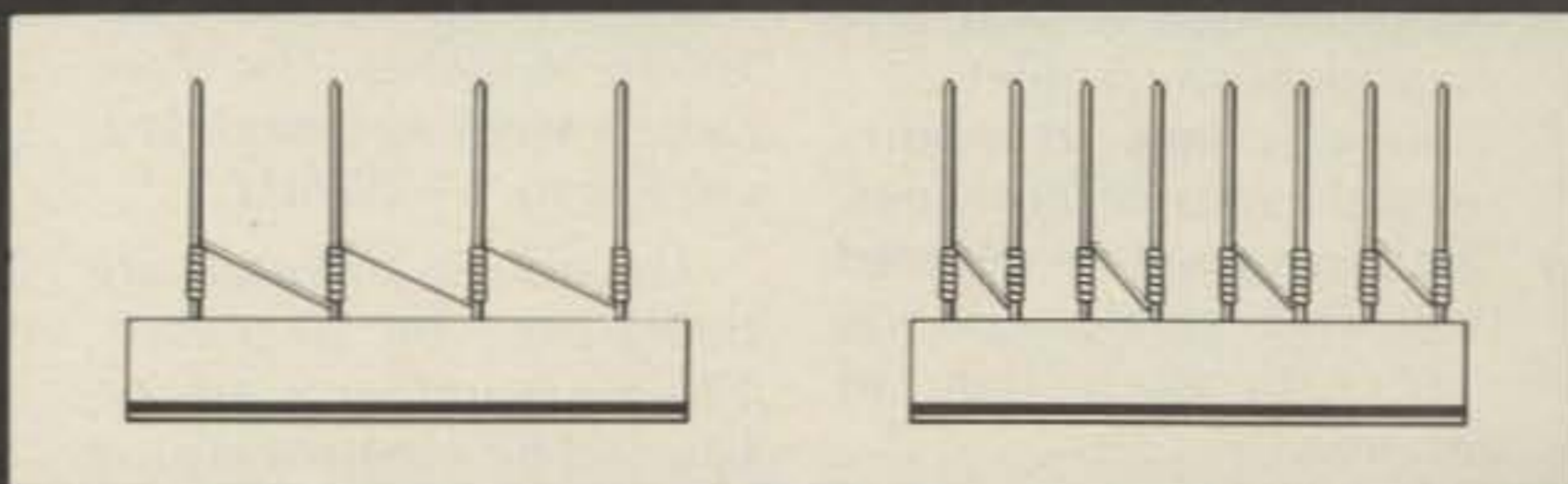
- AWG 30 Wire
- .025" Square Posts
- Daisy Chain or Point To Point
- No Stripping or Slitting Required

....JUST WRAP™....

- Built In Cut Off
- Easy Loading of Wire
- Available Wire Colors:
Blue, White, Red & Yellow

\$14⁹⁵*

JUST WRAP TOOL WITH ONE 50 FT. ROLL OF WIRE		
COLOR	PART NO.	U.S. LIST PRICE
BLUE	JW-1-B	\$14.95
WHITE	JW-1-W	14.95
YELLOW	JW-1-Y	14.95
RED	JW-1-R	14.95
REPLACEMENT ROLL OF WIRE 50 FT.		
BLUE	R-JW-B	2.98
WHITE	R-JW-W	2.98
YELLOW	R-JW-Y	2.98
RED	R-JW-R	2.98



DAISY CHAIN

POINT TO POINT



OK MACHINE & TOOL CORPORATION 3455 CONNER ST., BRONX, N.Y. 10475 (212) 994-6600/TELEX 125091

✓05 *MINIMUM BILLING \$25.00 / ADD SHIPPING CHARGE \$2.00 / NEW YORK CITY / STATE RESIDENTS ADD APPLICABLE TAX.

Antenna Bonanza for 10

— CB is good for something

Modifying your antenna is easy.

Joe Goode W6LVT
918 North Mabury St.
Santa Ana CA 92701

Most CB equipment can be modified, tuned, or used as is to operate on 10 meters. Many excellent articles have been published on the modification of transceivers. I am working on a vfo to work with these modified units. Each CB modification results in the necessity of a good 10 meter antenna.

The CB industry is manufacturing an array of excellent economical antennas that can be easily modified to 10 meters with a near perfect match. If you are looking for a real bargain, don't overlook your local swap meets.

Here is how to modify several types of antennas. The tuning will be covered later. The actual length will vary with each type of antenna.

Mobile — Base-Loaded Steel Whip, 47 Inches

It was necessary to reduce the whip length to

41 inches. The original whip was retained for 11 meters and another whip was cut for 10 meter operation: swr, 1.2 to 1—29 MHz.

Fixed Station — Vertical Half Wave

No modification: swr, 1.8 to 1—29 MHz. This antenna is known as a Starduster. If you don't mind a little swr, use it as is. Cutting it to length would be difficult since the coax is inside the bottom element.

Fixed Station — Quarter-wave Ground Plane

This antenna had three 106-inch radials and one 106-inch vertical driven element. The vertical element was shortened from 106 to 96 inches. The three radials were not modified: swr 1.2 to 1—29MHz.

The above antennas are being used on 10 meters. The measurements are actual. The following is theoretical.

Mobile — Quarter-wave Whip

Reduce length in accor-

dance with the pruning procedure.

Mobile — Fiberglass Wire-wound

These antennas are made by winding wire around a fiberglass rod and then applying shrink tubing over the entire length. The tuning consists of removing turns of wire from the top end. The frequency is determined by the number of turns rather than the overall length of the glass rod. The size of wire determines the power handling capability. 18-gauge wire will handle 200 Watts.

Fixed Station — 5/8-wave Vertical

These antennas normally have a loading coil to obtain electrical length without extending the mechanical length. Tuning would consist of reducing the mechanical length. The loading coil is located in the bottom end of the antenna assembly, and is not readily available for modification. If the loading coil is wound with small wire, it will not handle power. This is a good antenna to stay away from!

CB Beam Antennas

For the modification of beams, refer to antenna handbooks. Check swr and, if it is not more than 2 to 1 and it has a front-to-back ratio on receive, try using it as is.

A contact was made with a ham in Michigan who was using a vertical three-element CB Super Scanner beam as is. S9 reports were received on both ends of the contact.

Mobile — Center-Loading Coil

Tuning is accomplished by shortening the whip on the top end of the coil. The actual length will be critical and the bandwidth narrow.

Loading Coils

Antenna loading coils are sealed against moisture. This is normally accomplished by injection molding or potting the coil in epoxy. Do not attempt to remove coil turns unless you have determined a satisfactory method of resealing.

Power Handling Capability Antennas without

loading coils are usually good for a kW. RG-58 coax is satisfactory up to 200 Watts input. Above this level, use RG-8/U.

Antennas with loading coils have power limitations. The larger the wire in the loading coil, the more power it will handle. Visual inspection of wire size is usually impossible due to moisture seals.

A clue to power capabilities is the outside diameter of the loading coil housing. If it's 1/2 inch or less, the power handling capability will be low, not more than 25 Watts. Excess power will cause the coil to heat and possible coil destruction. If there is a gradual increase in swr when the transmitter is turned on, the chances are that the loading coil is working up a fever.

Antenna Tuners

Antenna tuners are not required. Do not have one

in the line when changing the length of the driven element. There is nothing wrong with trying a tuner with a CB antenna as is.

Pruning Procedure

Regardless of antenna type, the tuning from 27 MHz to 29 MHz requires the reduction of the electrical length of the driven element.

An swr bridge is required. The function switch is first placed in the forward position and adjusted for set level. The switch is then placed in the reflected position and the swr recorded.

Let's assume your modified transceiver has the following transmit frequencies: channel 1—28,965 kHz, channel 13—29,115 kHz, and channel 23—29,255 kHz. The center frequency is 29,115 kHz, so this is where you should adjust for minimum swr.

Minimum swr will not

necessarily be a perfect match—1 to 1. It could be 1.3 to 1 or even 1.5 to 1. Do not settle for more than 1.5 to 1. This would indicate there is a problem somewhere.

A base-loaded mobile CB antenna, when operated on 10 meters, will show an swr reading of approximately 4 to 1. A quarter-wave base antenna will show an swr reading of approximately 2.5 to 1. A loading coil narrows antenna bandwidth.

While pruning a mobile antenna whip, cut off 1 inch at a time until the swr drops below 2 to 1. From this point on, cut only 1/2 inch at a time. The best way to cut a stainless steel whip is to use the edge of a file to notch the whip and then break off the notched piece with pliers. All mobile antennas have an adjustment screw which allows at least a 1/2-inch adjustment. With this adjust-

ment, it is possible to obtain minimum swr at the center of your operating frequencies.

Pruning Fixed Station Antennas

The procedure is the same but not as critical. Cut off 2 inches at a time until the swr drops below 2 to 1, and then cut only 1 inch at a time until you obtain minimum swr at the center of your operating frequencies.

In the pruning of any antenna, all swr measurements must be made with the antenna in its permanent position. If it's going to be mounted on the roof, that's where you adjust it. If it's a mobile installation on the trunk lid, close the lid and position the car in the clear, away from all obstructions such as trees, buildings, and other automobiles. Close the car doors during swr measurements. ■

ASCII MORSE RTTY

MONITOR \$139.
(12" B&W)

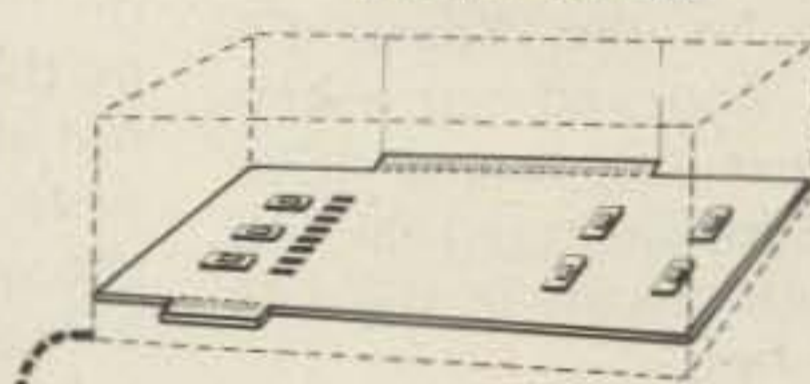


COMPLETE KEYBOARD TERMINAL \$350. Kit 295.
(Less Monitor)

SCT-100 STAND ALONE VIDEO BOARD

- Partial Kit \$95.
- Full Kit \$157.
- Assembled & Tested \$187.

COMPUTER



RS232 (in/out)

SERIAL LOOP


Features

- ASCII & BAUDOT
- Auto Sync. 1-150 WPM
- Microcomputer Interface

TRANSCEIVER



TERMINAL UNIT



RTTY (TX/RX)

MRS-100



MORSE (TX/RX)

- Partial Kit \$95.
- Full Kit \$225.
- Assembled & Tested \$295.

XITEX CORP.
13628 Neutron P. O. Box 402110
Dallas, Texas 75240 (214) 386-3859

MC / VISA ORDER BY PHONE X3



KEYER OPTIONAL

Lightning!

— a case history

If you're not careful, it's one strike and you're out.

*Jerrold A. Swank W8HXR
657 Willabar Drive
Washington Courthouse
Ohio 43160*

This is the story of what happened to Bernie Witherspoon W8GKM during the storm of July 14, 1978. It will show you what can happen even without a direct lightning strike to your antenna. Very few amateurs realize that a distant strike on a power line can cause more damage than a direct strike on your antenna. This is Bernie's story:

"At 4:30 am on July 14th, there was a sudden double click, together with a flash of lightning, in the radio room which is just off the kitchen where I was standing.

"I went into the radio room to check and saw that the pilot light on the two meter rig was out. It is left on all of the time so that the memory will hold the channels on which it is set.

"When I saw that the light was out, I knew that something was amiss. The antenna was switched off for storm protection, and it was free. Otherwise, the damage to the equipment (about \$5000 worth), if connected to the antenna, would have been extensive.

"The lightning surge apparently came through the entrance panel and knocked out the fuse for the radio room. It then went through the NCR 12-volt regulated power supply, which originally sold for about \$200, and now runs between \$50 and \$60 as NCR surplus. The inside of the power supply showed extensive damage. It was completely useless.

"The surge then travelled through the equipment via a common ground. It knocked out several transistors and a diode in the Yaesu FT-227R, knocked out a keying circuit in the TR-4CW, and burn-damaged the low voltage circuit in the L4B amplifier.

"It knocked out the power circuits in the R4C receiver. It went through the control box of the Ham III rotator and through one of the screws holding a rubber foot on the control box. The box was sitting on top of a transmatch. It jumped about one-half inch to the case of the transmatch and made a punched hole the size of a ten-penny nail. The surge burned a spot on the transmatch about the size of a silver dollar. It went through the transmatch to the outside, doing a little damage to the inside of the transmatch by

burning some of the wiring.

"The amazing thing about this whole bit is that it went through the L4B low voltage panel and R4C control box, and then jumped to the chassis through the transformers without damage to the transformers. It went through several other transformers and did not damage them, although it did knock out two other transformers.

"The ground braid on the coax was welded to the Cantenna dummy load. Although the switch was off on the L4B, the filaments on the 3-500Zs were lit, but not at full brilliance. There were carbon deposits on the switch contacts making a high resistance connection.

"The fuse on the wiring for the rest of the house was not blown. However, it did burn out the transformer on the furnace and the doorbell transformer, plus various small items around the house.

"Since there were two cracks of thunder, I went out to see if the antenna showed any damage. I found half of an insulator on the ground. A neighbor who had been watching said that it looked as if little fireballs were dancing all over the antenna.

"I found that one of the insulating blocks, which

held the center conductor, was broken in two and showed burns. On the metal inserts, which hold the insulators, one of the screws was burned and badly melted. Also, there was some melting where the insulator block was burned in two.

"That strike went down the coaxial line, and each one of the wires in the RG-8 showed signs of being burned. It was not charred, but discolored. When I took the jacket off some of the coax and looked at the clear insulation, it looked like a dark streak inside. Stripping that off, I found that on the inside of the cable each stranded wire was burned.

"Where the coax entered the house under the porch there was a 15-foot length of RG-8, and in that, a PL-259 and a PL-258 were fused together. I was finally able to pry them apart. It short circuited three other PL-259s, badly burned a PL-258, and melted metal on the outside so that it was not usable. There were short circuits in three places in the 15-foot length of RG-8 under the house.

"The estimate of total damage was most fortunate—\$332.67. However, I did much of the repair work myself. I replaced the bell transformer and the cable to the dum-

my load.

"The coax switch to the antenna was burned but usable.

"The transmatch was homemade, and a replacement cabinet and panel would cost from \$55 to \$60. I listed it as \$15. I fixed the rotator and L4B myself, and sent the R4B to Drake.

"I also fixed the TR-4CW myself and the VTVM. If all that had been sent out, the cost would have been much more.

"I sent the Yaesu FT-227R to Columbus to be fixed, and they had to send for parts. It took me one month to get it back.

"Except for the Yaesu, I was on the air in a few hours. I have had this setup, and it has always been connected through storms, since 1959, and nothing ever happened, but after 28 years it finally did. I guess if you wait long enough, something will happen.

"Some years ago my father was in the yard holding a steel rim off a buggy, and a cat. Lightning struck the steel rim and went through him, struck the cat, and then hit a boy standing nearby. It killed the cat and the boy, but did not kill my father.

"I have seen lightning strike the ground in an open field less than forty feet from a tree which was thirty or forty feet tall, so it isn't always the highest point that gets hit.

"I have seen it strike water. Once, when I was in the army, I saw it hit a telephone pole. The top third of the pole disintegrated.

"A man on a farm was once hit by lightning and killed. The nails in his shoes were formed into little balls which were rammed up into his feet all the way to his ankles."

Some years ago, W8MPJ, a friend of mine in

Dayton, Ohio, had his antenna hit by lightning and it went through the wiring in the house. It burned a pattern on the wall all the way through the house, wherever there was wiring. Strangest of all, in the bathroom, it stripped all the mercury coating off the mirror. On the little side lights by that mirror, there were little knurled nuts that held the lights to the brackets. Those little nuts were unscrewed by the strike and were found on the floor.

The light fixtures were hanging by the wires, still connected. The total damage to the house, for replacing the wiring and fixtures, was over \$2000.

Some years ago I had an NCL-2000 amplifier, which was on, and at the same time I was seeing in the distance what we usually call heat lightning. It was a clear day, and there were no clouds in the


local sky. But in the distance, miles away, these little flashes could be seen, but no thunder was heard. I noticed that every time I saw these little distant flashes, my NCL-2000 tank would flash over. I disconnected it and stayed off the air until the storm passed.

There is only one word for lightning—unpredictable.

I now have across my 220 line in the radio room a General Electric, 2-pole valve-type secondary lightning arrestor. It should be connected at the input box to the house. It would then protect every appliance in the house. I have it connected across the line to my radio room for the protection of my equipment, since putting it across the input fuse panel would require extensive wiring. GE says that it would completely protect one against these lightning surges. ■

IMPRESSIVE.

Impressive. State-of-the-art styling and design make Swan's 100 MX Mobile Transceiver one of the most desirable units available today! This solid state, made in America transceiver operates from 11 to 15 VDC source negative ground. Boasts USB, LSB, CW. Semi-CW break in. Built-in noise blanker. Preselector for transmit and receive. Call us now for your free instant quote on this or any other Swan product!



PSU-5



100MX Mobile Transceiver



ST-3

SWAN

G.I.S.M.O. 1-800-845-6183

In S.C. call 1-366-7157 ✓ G22
2305 Cherry Road, Rock Hill, S.C.
29730 (Exit 66-B off I-77)

Build a CW Memory

— fun!

Try another one of our \$10 projects.

Larry Kasevich WA1ZFW
78 Jackson Road
Enfield CT 06082

Probably the most useful of electronic components today is the solid-

state memory. This device comes in all sizes, packages, and families. There are RAMs, ROMs, PROMs, EROMs, static and dynamic, and even something called "bubble" memory. These devices are used in so many applications that

the list is endless. Even with the latest and greatest microprocessors, the memory is as important as the microprocessor itself.

With the availability and low cost of solid-state memory, I put it to use for

the amateur radio operator. Since CW only consists of two states, carrier on or off, this type of memory suits this application quite well. My goal was to design a unit that would be a useful tool for the CW operator. It consists of a

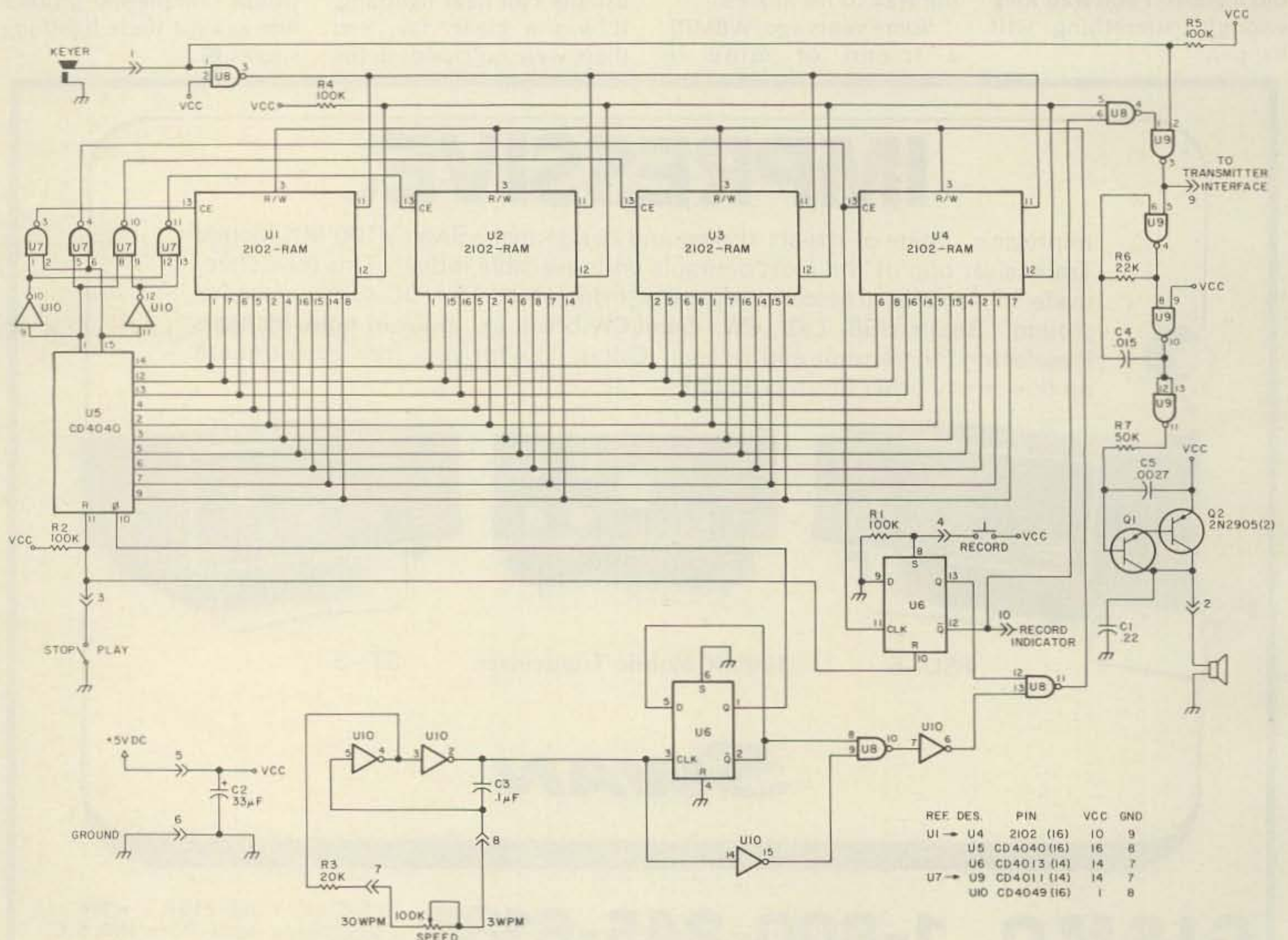


Fig. 1. Code Memory schematic diagram.

memory to store a coded message. The unit actually records what an operator sends with his key. In order to make this recorder more versatile, the rate of speed of the code can be varied without changing the output tone. This makes the unit useful for the beginner when learning the code because he could increase the speed slowly. (This unit could also be valuable in contests for repetitive information such as name, QTH, etc.—ed.)

The schematic and parts identification are shown in Fig. 1. There are ten connections to the circuit. The keyer is connected between pin 1 and ground. This could be a straight key or an electronic keyer as long as the signal is open or ground. An 8-Ohm speaker is connected between pin 2 and ground. The speaker will produce a tone whenever the key is depressed or whenever code is being

played back from memory. This tone can be adjusted using either C4 or R6. A volume control can be added by simply putting a pot in series with the speaker. Two switches control the operation of the unit. The play/stop switch, connected to pin 3, when in the open position, applies a reset to U5, the memory address register. This puts the unit in a mode where the memory is idle and the unit can be used as a code-practice oscillator. With ground applied to pin 3, the unit will play back the code that is in the memory. The other switch, the record button, is connected to pin 4 and, upon momentary depression, sets the U6 flip-flop and puts memory ICs U1 through U4 in the record or memory-write mode. The play/stop switch must be in the play position during recording.

Power is applied to pins 5 and 6. A positive 5 V dc is

required at about 500 mA. A normal transformer, rectifier, and filter with a voltage regulator, like an LM309, works just fine. To control the speed, a 100k pot is connected between pins 7 and 8. This controls the clock which is used to advance the address of the memory. This pot can be set in any position to record, and any position for playback. With the 4096 bits of memory, good resolution can be obtained from 3 wpm to 30 wpm. Don't try to record 30 wpm code with the pot set for 3 wpm. It won't work. Message times will vary from about 1 minute for a speed setting of 30 wpm to about 6 minutes for a speed setting of 3 wpm.

The Code Memory can drive a transmitter, if desired, provided an interface circuit is used. Pin 9 is available for this, but, note that the signal is CMOS, which is extremely limited

in its drive capability. Consult the data sheet for the CD4011 NAND gate before you design an interface. Pin 10 can drive a buffer which, in turn, can be used to drive an indicator to tell the operator that the unit is in the record mode. It should be noted that when in the record mode, the unit will stop recording once the memory is full. The operator can instantly start from the beginning at any time by cycling the play/stop switch.

This Code Memory should be a useful tool for any CW operator, contesteer, or person learning the code. The cost of the components is less than \$10.00, so not only is this a practical project, but also an inexpensive one. To make the construction easier, a two-sided printed circuit board is available for \$10.25 from Larry Kasevich WA1ZFW, 78 Jackson Road, Enfield CT 06082. ■

free

Our famous value-packed mail order catalog filled with thousands of Amateur Radio items. Now ready to roll and yours for the asking... Call **Tufts** today for prompt delivery of your Amateur Radio needs from our tremendous inventory. Let us show you why **Tufts** is the leader in mail order sales.

Our crew of **100% hams**, very **competitive** prices, and reliable modern service facilities ensure your complete satisfaction. Call **toll free** daily 9-9 and Saturday 9-6. **1-(800) 225-4428**.

TUFTS
Radio Electronics

209 S Mystic Avenue
Medford MA 02155
1-(800)225-4428

1-(617)395-8280



There's a new, eighth OSCAR satellite in orbit, and the AMSAT team helped put it there! Your help is needed for future satellites. Join AMSAT and support the new, advanced Phase III series of OSCARs, engineered to provide communications over transcontinental distances for hours at a time.

Send \$10 membership dues to AMSAT, P.O. Box 27, Washington, D.C. 20044. Life membership is available for a tax-deductible donation of \$100 or more, payable in quarterly installments if you wish.

Phase III satellite solar cells may be sponsored for \$10 each, and we'll send you a certificate specifying the cells you are sponsoring.

For a tax-deductible contribution of \$1,000 or more, we'll even inscribe your name on a plaque to be placed in orbit aboard the Phase III spacecraft for posterity, and we'll send you a replica honoring your contribution.

Dues and contributions may be charged to VISA or Master Charge. Phone us at (202) 488-8649.

Radio Amateur Satellite Corporation
P.O. Box 27, WASHINGTON, D.C. 20044
AMSAT
AMSAT MEMBER

Wire-Wrap on a Budget

—home-brew your tools

For building many integrated circuit projects, a printed circuit board is considered essential. The alternative is to make many connections in very limited space, and point-to-point soldering techniques are most tedious. One alternative to these wire techniques is wire-wrapping, where each connection is made by wrapping a square post with no. 28 to 30 wire—no solder is required. One limitation to starting wire-wrap construction is the cost of the tool—\$6.00 (minimum)—and many people are reluctant to get the starting tools. If your budget is limited and you want to experiment with wire-wrap,

here is a no-cost way to begin.

Almost all of us have a few dozen ballpoint pens that refuse to write. Inside many, the refill is a metal tube. These are the type you need; get at least two of them. Some of the more expensive refills have larger upper reservoirs which also make good handles, but any metal ones will suffice. First, clean the remaining ink out of each one. The metal plug containing the ballpoint should be carefully removed to clean it. Be sure to save the end piece! Cleaning is the hard part and is a little messy. Soapy water and a few pipe cleaners help.

Next, look at Fig. 1 and see how to file the notch in the side of the plug. This is the groove in which the wire will be placed, so make the V-shaped groove large enough for a #30 wire or a little larger so the insulation can also slide in if you prefer the first turn to be of insulated wire. Do not cut the pen end off before you file the groove. It is easier to hold it by that end while you file, and it's small enough anyway. (I lost the first one somewhere in my shop.)

After you have finished

the groove, carefully cut off the small end of the plug flush with the large diameter. You may insert this almost all the way into the refill tube now and check to see if a wire will pass through the groove satisfactorily. The center hole should be just the right size to fit over a standard .025 x .025 pin. You may wish to file a groove across the diameter end of the plug, connecting the groove and center hole. This aids in causing the very end of the wire to be wrapped against the pin, but is not essential.

Another optional feature is a small hole, just above the groove in the plug, in the wall of the refill tube. This allows you to see the wire pass through the groove. If you look into the hole and cannot see the wire, it went into the center hole, which is wrong. Again, this is an option—drill as small a hole as possible. A no. 80 is large enough, but few of us have that small a drill. A hand grinder with a no. 1/2 dental burr will cut a nice groove and also drill a small hole, if you have access to one.

This completes the wire-wrap tool. Try it out. With a little practice, you can do as well with it as with

any professional model. You will find that more time is spent cutting and stripping wire (if you do not buy the prestripped lengths) and inserting the wire than is spent in wrapping, so that manual tools are only a slight bit slower than motor-driven ones.

Now for the eraser for your mistakes! You need an unwrap tool, too, because you will want to remove wires to make tests, make changes, and correct errors. Since you may wrap a wire in either a clockwise or a counterclockwise direction, you want a tool that works in both directions. Look at Fig. 2. This time, the plug is put into the tube, the small end cut off and filed flush, and the plug is filed back to form a sharp edge which will pick up the end of the wire and unwind it. A triangular file or jeweler's file will help here to get the undercut edge. The edge should be beveled somewhat, as shown in Fig. 2(c). Grooving below the outside edge of the tool is optional. This makes it pick up the wire a little more easily sometimes. Try it on a few of your wraps to see how it works.

Now you are all set to wire-wrap your next IC project. All you need is wire, sockets, and a stripper. A cheap stripper which works well on no. 30 Kynar insulated wire-wrap wire is hard to find. Try using a good double-V stripper set carefully to not nick the wire. ■

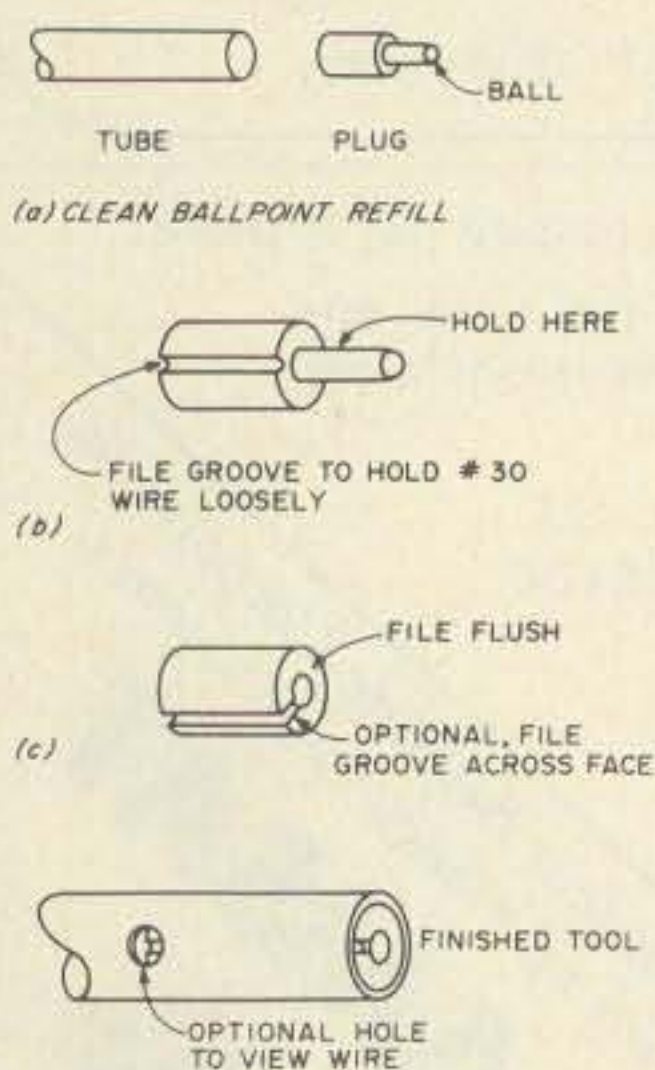


Fig. 1. Wire-wrap tool construction.

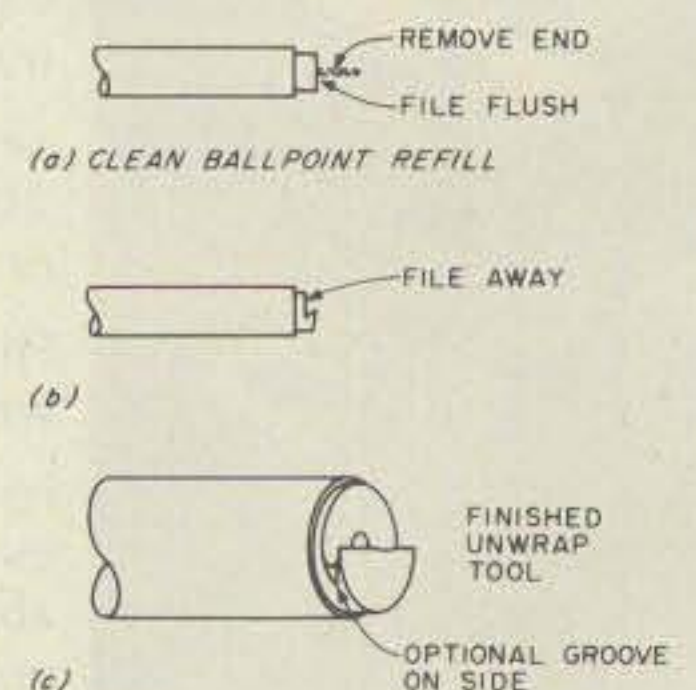



Fig. 2. Unwrap tool construction.

YAESU ANNOUNCES THEIR SENSATIONAL COMPUTER AGE CPU-2500R/K 2-METER 25 WATT TRANSCEIVER



Again, Yaesu, THE RADIO, takes a giant step forward with their computer age 4-bit Central Processor Unit controlling the Phase Locked Loop. It allows selection of 800 PLL channels with touch button station selection built into the optional keyboard mike . . . **PLUS** automatic scan, up or down across the entire 2 meter band . . . **PLUS** four memory channels . . . **PLUS** optional tone squelch encoding . . . **PLUS** tone burst . . . **PLUS** high SWR and reverse voltage polarity protection . . . **PLUS** 3/25 watts of power . . . **PLUS** fixed ± 600 KHz offsets . . . **PLUS** programmable offsets . . . **PLUS** tone pad microphone option . . . **PLUS** bright 3/8" LED six digit frequency display and another LED for memory display . . . and much more.

The CPU-2500R/K is a space age radio for discriminating amateurs utilizing the latest solid state techniques and it's on your dealer's shelf today!

Price And Specifications Subject To
Change Without Notice or Obligation




YAESU *The radio.*



YAESU ELECTRONICS CORP., 15954 Downey Ave., Paramount, CA 90723 • (213) 633-4007
YAESU ELECTRONICS Eastern Service Ctr., 9812 Princeton-Glendale Rd., Cincinnati, OH 45246

CALL TOLL FREE 1-800-633-3410

Buy DENTRON From Long's



DENTRON DTR-2000L 2000W precision linear amplifier

Features a Broadcast proven 8877 tube, freq. coverage 160 thru 15 meters, covers most MARS frequencies, modes: USB, LSB, CW, RTTY, SSTV, power requirements: 234/117 VAC 50/60 Hz, RF drive power 125W max and 65W RMS min for 1 KW DC input, 1.8-21 MHz 2000W PEP.

1199.50 Call for quote.



DENTRON Clipperton L linear amplifier

HI/LO power switching, covers 160 thru 15 meters, 2000W PEP SSB, 1000W DC on CW, RTTY, SSTV, continuous duty power supply 2500V idle SSB, 1800V idle CW, covers most MARS freqs. just outside ham bands, easily changed 117V or 234V AC 50/60 Hz. Final Tubes: 4-572B.


599.50 Call for quote.



DENTRON Super Tuner Plus antenna tuner

Matches any feed line built-in heavy duty 2 core balun, selectable antenna functions (4 antennas), alternate output, relative output meter, 1000W CW and 1200W PEP SSB, continuous tuning 1.8-30 MHz.

149.50 Call for quote.



DENTRON MT-2000A antenna tuner

A full power tuner with continuous tuning 1.8 to 30 MHz, front panel grounding switch, handles 3KW PEP, inputs: unbalanced coax (SO-239 connectors), random wire, balanced line, built-in heavy duty balun (3 cores), capacitor spacing 6000V, transforms load impedance to 50-75 ohms.

199.50 Call for quote.



DENTRON MT-3000A antenna tuner

Dentron's ultimate tuner! For coax, random wire, and balanced feed systems, built-in antenna selector switch for 5 different antennas, power handling 3 KW PEP, built-in 50 ohm 250W dummy load, dual watt meters, 3 core heavy duty balun, continuous tuning: 160 to 10 meters.

349.50 Call for quote.



DENTRON AF-1A audio filter

Picks up desired signals-rejects the rest. Features band pass filter (voice band width of only 900 Hz), notch filter (removed interference within passband), band pass filter CW with 40-50 Hz at -6dB. Built-in audio amp requires 110 Vac.


199.95 Call for quote.



DENTRON GLA-1000 linear amplifier

Freq. 80 to 15 meters, covers most MARS frequencies, RF drive: max 125, power consumption: 117 VAC 50/60 Hz 12.5 Amps, factory fused at 15 Amps, 234 VAC 50/60 Hz 7 Amps, DC input: 1 KW CW and 1200W PEP SSB, Final tubes: 4 D-50A tubes (6LQ6).

379.50 Call for quote.




DENTRON S-2 wattmeter

A unique product! A full range SWR bridge/relative power meter, with 12V DC illuminated meters, 1 1/2 in. scales, even an on-air indicator that's keyed by your RF power! 160-2 meter coverage (1.8-160 MHz).

39.50 Call for yours today.

Remember, you can Call Toll Free: 1-800-633-3410 in the U.S.A. or call 1-800-292-8668 in Alabama for our low price quote. Store hours: 9:00 AM til 5:30 PM, Monday thru Friday.




Long's Electronics



MAIL ORDERS: P.O. BOX 11347 BIRMINGHAM, AL 35202 • STREET ADDRESS: 2808 7TH AVENUE SOUTH BIRMINGHAM, ALABAMA 35233

Choose **DRAKE** From Long's



DRAKE TR7/DR7 general coverage digital R/O transceiver

Covers 160 thru 10 meters, reception from 1.5-30 MHz continuous, 0-30 MHz with optional Aux-7, modes: USB, LSB, CW, RTTY, AM equiv., true passband tuning, RIT, built-in RF wattmeter/VSWR bridge, SSB 250W PEP, CW 250W AM equiv. 80W. Power supply required for AC operation.

1295.00 Call for quote.



DRAKE PS-7 120/240V AC power supply

Designed for use with the TR7/DR7. The matching power supply features special wide range voltage & frequency capabilities. Operates from any nominal line voltage (90-132V/180-264V; 50-60 Hz). Ideal for overseas operation.

195.00 Call for quote.



DRAKE MN-7 antenna matching network

Covers 160-10 meters, matches coax fed, long wire, or balanced line antennas. Handles 250W continuous RF output, built-in RF wattmeter/VSWR bridge, front panel antenna/by pass selector switch. Low pass filter design fights TVI.

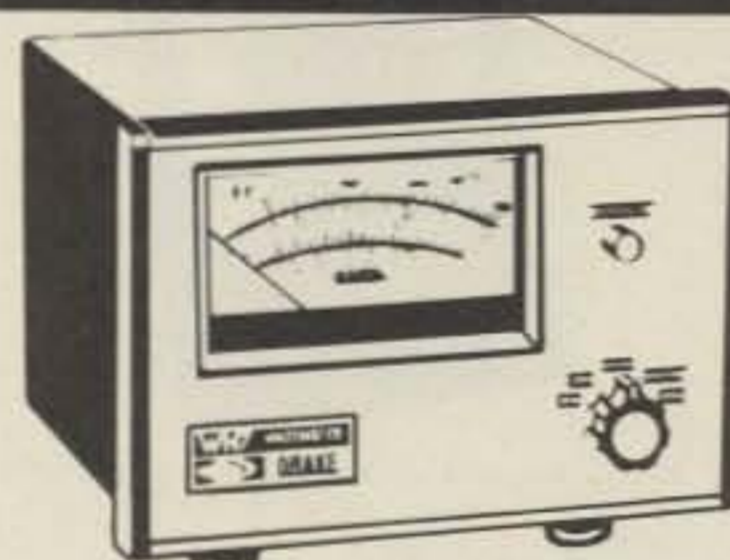
165.00 Call for quote.



DRAKE RV-7 remote VFO

Designed for use with the TR7/DR7 and offers a high degree of frequency control flexibility. It can be used for transmit, receive and transceive. A spot switch allows the 2 PTO's to be zero beat in split mode operation.

195.00 Call for quote.



DRAKE WH-7 HF wattmeter

Has a frequency of 1.8-54 MHz, a power range 0-20, 200, and 2000 watts full scale. Features a direct scale readout for VSWR. Sensing element can be located remotely up to 3 ft. away. Connectors SO-239. Line imp. 50 ohms.

89.00 Call for yours today.



DRAKE 7077 desk mic

Factory wired for use with the TR7/DR7, modes: push-to-talk or VOX, dynamic, high impedance, frequency response: 300-5000 Hz, output: -48 dB at 1 KHz (0 db=1V/microbar), 4 pin connector.

45.00 Call for yours today.



DRAKE DL-1000 air cooled dummy load. Power rating 1000 watts, SWR: 1:5-1 max. 0-30 MHz. SO-239 connectors. Expanded rating limitation when used with the Drake FA-7 cooling fan.

39.95 Call today.

DRAKE MS-7 matching speaker for the TR7/DR7. Complete with cable and plug-ready to hook up for clear, clean sound.

33.00 Call today.



DRAKE 1525 EM mic

The auto-patch encoder and mic are a single unit. It features high accuracy IC tone generator, & Digitran® keyboard. Power for tone encoder from transceiver via mic cable. Encoder audio level adjustable from 1mV to 5mV with internal potentiometer. Low output impedance. 4-pin plug.

49.95 Call for yours today.

Remember, you can Call Toll Free: **1-800-633-3410** in the U.S.A. or call **1-800-292-8668** in Alabama for our low price quote. Store hours: 9:00 AM til 5:30 PM, Monday thru Friday.

VISA

Long's Electronics

master charge
THE INTERBANK CARD

CALL TOLL FREE 1-800-633-3410


& MAPS CALL TOLL

FOR YOUR BOOKS, TAPES

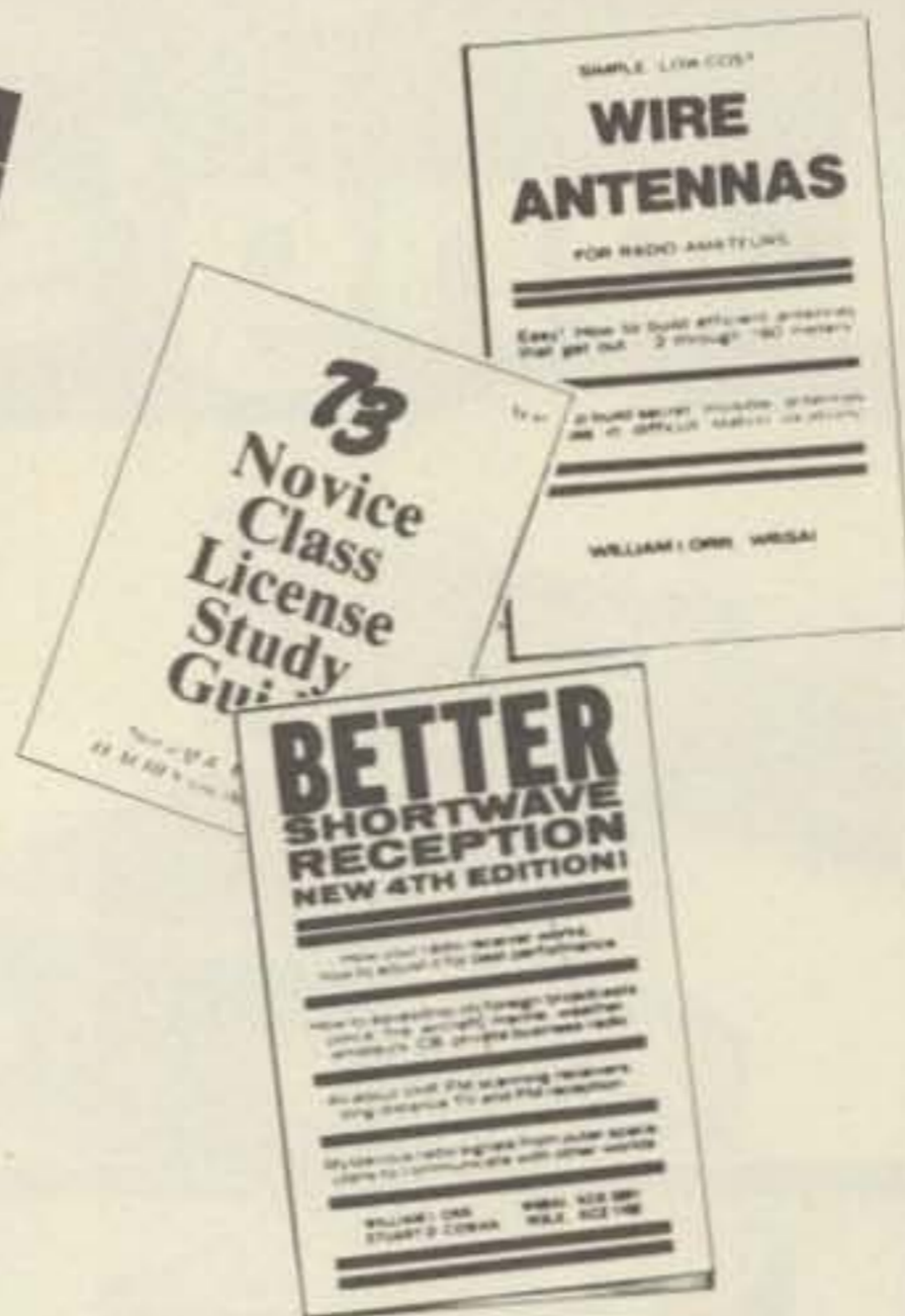


ARRL Publications

ARRL Radio Amateur's Handbook Newly revised & jam-packed with everything from basics to latest developments. I.N. 10061 9.75
ARRL Radio Amateur's License Manual The most up to date compilation of rules & regulations. Covers from Novice to Extra Class. I.N. 10012 3.00



ARRL Antenna Handbook Complete instructions for building antennas of all types. I.N. 10026 5.00
ARRL World Map I.N. 10099 3.50
LCF Calculator Slide rule type calculator to compute resonant frequency, etc. A great aid! I.N. 10062 3.00
Electronic Data Book All you need to know about Filter design, RF circuit data, antennas and feeding info & more. I.N. 10027 4.00
Learning to Work With Integrated Circuits Build a digital voltmeter/freq. counter while learning about IC's. I.N. 10060 2.00
Single Sideband for the Radio Amateur Covers theory and practical how-to-built ideas. I.N. 10017 3.00
FM and Repeaters for the Radio Amateur Learn all about FM and repeaters from this handy book. I.N. 10014 4.00
Solid State Design for the Radio Amateur Packed with information for practical use of solid state devices. I.N. 10061 7.00
Solid State Basics Pure solid state information and practical basics for today's ham. I.N. 10037 5.00
Specialized Communication Techniques for the Radio Amateur Covers ATV, SSTV, FAX, RTTY, satellite communications and more. I.N. 10028 3.00
ARRL Radiogram Message Pads I.N. 10007 75 ea.
ARRL Special Operating Kit Consists of ARRL Ham Radio Guide, full color U.S. area call map, ARRL log book, 70 ARRL radiograms. I.N. 10063 6.50
ARRL Ham Radio Operating Guide Brush up on good operating practices with this ready reference source. I.N. 10025 4.00
Getting to Know Oscar from the Ground Up. Explains all about the use of amateur satellites, how to use them and where to find them. I.N. 10059 3.00
80 meter DXing Handbook. Contains 4 sections on propagation, antennas, station equipment, and operating practices. It's filled with solid practical experience. I.N. 26307 4.50
The Amateur Radio Vertical Antenna Handbook. The first book for amateurs solely about vertical antennas, it is full of information. I.N. 26316 5.00
The Challenge of 160 The unique operating characteristics are explained and there are tips on building simple equipment. I.N. 26312 4.95



Hints and Kinks New ideas written by hams themselves. This is full of practical ideas and tips that they have used successfully. I.N. 10029 4.00

Radio Frequency Interference A new book to help everyone understand RFI. It covers all from good neighbor relations to simple technical cures for RFI. Helps identify and solve problems. I.N. 10083 3.00



ARRL Code Kit Upgrade your Novice or Tech. License with these 2 60 min. cassettes with speeds of 5, 7, 10, & 13 wpm. Instruction book included. I.N. 10046 8.00

ARRL Log Books spiral bound books.
 Large I.N. 10015 1.75
 Small I.N. 1002075

Tune in the World with Ham Radio Learn all about amateur radio with a text and a morse code cassette. For the beginner studying for the Novice exam. I.N. 10031 7.00

Understanding Amateur Radio A must guide for the newcomer, it explains in simple language elementary principles of electronics & tells how to build low cost equipment. I.N. 10016 5.00

Radio Publications, Inc.

Beam Antennas Handbook by Wm. Orr, W6SAI I.N. 26200 4.95
Wire Antennas by Wm. Orr, W6SAI I.N. 10058 4.95
All About Cubical Quad by Wm. Orr, W6SAI I.N. 26201 4.75
The Truth About CB Antennas by Wm. Orr, W6SAI I.N. 26202 5.95
EIMAC's Care and Feeding of Power Grid Tubes I.N. 26205 4.95
The Antenna Handbook I.N. 26207 6.95
VHF Handbook by Wm. Orr, W6SAI I.N. 26203 5.95
Better Short Wave Reception by Wm. Orr, W6SAI I.N. 26204 4.95



Ameco Books


Communicate with the World with Ham Radio NP-1 I.N. 24825 6.95
Question & Answer Guide for Novice and General Class Exam. I.N. 24801 1.50
Question & Answer for Advanced Class Exam 16-1 I.N. 24809 1.50
Question & Answer for Extra Class Exam 17-1 I.N. 24801 1.50
Radio Amateur Theory Course 102-01 I.N. 24812 4.95
Radio Electronics Made Simple I.N. 24800 2.50
Logbook I.N. 24807 1.50
Commercial Radio Operator Theory Course 15-01 I.N. 24808 6.95
Commercial Q&A License Guide Ele. 4 10-01 I.N. 24805 1.95
Commercial Q&A License Guide Ele. 3 9-01 I.N. 24804 2.95
Commercial Q&A License Guide Ele. 1, 2, & 9, 8-01 I.N. 24803 1.50



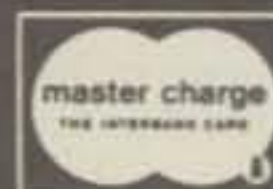
Other Great Books

W2AB Second OP DX Aid I.N. 3.50
Collins Radio Co. SSB Amateur Single Sideband I.N. 10092 4.95
73 Magazine VHF Antenna Handbook I.N. 26303 4.95
73 Magazine Novice Class Study Guide. I.N. 26300 4.95
73 Magazine General Class Study Guide I.N. 26301 4.95
The Beverage Antenna Handbook. I.N. 0000 5.00
K3CHP DX QSL Guide I.N. 26313 3.95
Amateur TV in a Nutshell I.N. 26322 5.00
How to Make Better QSL's. I.N. 26304 4.95
The Complete Handbook of Slow Scan TV. I.N. 30518 9.95

Remember, you can Call Toll Free: 1-800-633-3410 in the U.S.A. or call 1-800-292-8668 in Alabama for our low price quote. Store hours: 9:00 AM til 5:30 PM, Monday thru Friday.



Long's Electronics



MAIL ORDERS: P.O. BOX 11347 BIRMINGHAM, AL 35202 • STREET ADDRESS: 2808 7TH AVENUE SOUTH BIRMINGHAM, ALABAMA 35233

FREE 1-800-633-3410 OR

ORDER BY MAIL TODAY

Tab Books


- Novice Class Study Guide I.N. 30517 5.95
- General Class Study Guide I.N. 30519 5.95
- Advanced Class Study Guide I.N. 30522 5.95
- Extra Class Study Guide I.N. 26302 5.95
- A Beginners Guide to Microprocessors I.N. 30502 5.95
- 57 Programs and Games in Basic I.N. 30501 7.95
- The "Compuator" Book I.N. 30509 7.95
- Ham Radio Incentive Licensing Guide I.N. 30503 4.95
- Programming Microprocessors I.N. 30508 . 6.95



- Third Class FCC License Study Guide I.N. 30514 6.95
- First Class FCC License Study Guide I.N. 30542 7.95
- Electronics Data Handbook I.N. 30549 5.95
- Impedance I.N. 30520 5.95
- Basic Digital Electronics I.N. 30527 4.95
- Basic Electronic Problems Solved I.N. 30545 4.95
- Tower's International FET Selector I.N. 30500 6.95
- Second Class FCC Encyclopedia I.N. 30535 7.95
- How to Use AF and RF Signal Generators I.N. 30512 5.95
- Electronics Unraveled I.N. 30531 5.95
- Master Transistor/IC Substitution Handbook I.N. 30510 7.95
- RF and Digital Test Equipment You Can Build I.N. 30521 5.95
- Commercial FCC License Handbook I.N. 30542 7.95
- IC Projects for the Amateur and Experimenter I.N. 30543 5.94
- How to Read Electronic Circuit Diagrams I.N. 30546 6.95



- Getting the Most Out of Your Electronic Calculator I.N. 30528 4.95
- How to Install Everything Electronic I.N. 30552 7.95
- The 2 Meter FM Repeater Circuit Handbook I.N. 30537 6.95
- Modern Applications of Linear IC's I.N. 30530 9.95
- Mobile Radio Handbook I.N. 30534 4.95
- Basic Electricity and Beginning Electronics I.N. 30536 5.95
- Practical Solid State DC Power Supplies I.N. 30515 6.95
- Electronic Conversions, Symbols, and Formulas I.N. 30524 5.95
- Tower's International Transistor Selector I.N. 30507 6.95
- Electronic Test Equipment and How to Use It I.N. 30526 4.95



- Master Handbook of 1001 Practical Electronic Circuits I.N. 30523 9.95
- Master Handbook of Ham Radio Circuits I.N. 30506 8.95
- Complete Short Wave Listeners handbook I.N. 30532 6.95
- Master OP-AMP Applications Handbook I.N. 30505 9.95
- C.E.T. License Handbook I.N. 30513 8.95
- Effective Trouble Shooting with EVM and Scope I.N. 30525 5.95
- Handbook of Electronic Tables I.N. 30548 4.95
- Homebrew HF/UHF Antenna Handbook I.N. 30504 5.95
- How to Be a Ham I.N. 30533 3.95



Radio Amateur Callbook

- Map Library** A complete set of maps, prefix world map, great circle chart, map of N. America, and world atlas. I.N. 10005 3.75
- Callbook binders**
- U.S. callbook red I.N. 10054 6.00
- DX callbook blue I.N. 10055 6.00
- DX Callbooks I.N. 10001 14.95
- U.S. Callbooks I.N. 10000 15.95
- Prefix map of North America I.N. 10004 1.25
- Zone prefix map of the World I.N. 10022 1.25
- Great circle chart of the World I.N. 10003 1.25

RSGB Books

- Oscar - Amateur Radio Satellites The comprehensive book on amateur satellites illustrated with pictures and charts. I.N. 10059 8.50
- VHF-UHF Manual If you have any interest above 30 MHz, then get this book. It covers everything in this field. I.N. 26208 13.95
- Amateur Radio Awards I.N. 32004 4.95



TRAINING PACKAGES TAPES

Crack the code and ace your exam by studying the new way with our selection of cassettes. Just drop them into a cassette player and study anywhere easily and quickly. You'll have great results.

- 73 cassettes**
- Novice Theory Tapes prepare you for the FCC novice exam. Clearly presented material can be reviewed many times. I.N. 26306 15.95
- Code Tapes**
- 5 word per min. Blitz Tape I.N. 26308 4.95
- 6 word per min. Blitz Tape I.N. 26309 4.95
- 13 word per min. Blitz Tape I.N. 26310 4.95
- 20 word per min. Blitz Tape I.N. 26311 4.95



Teco Code Practice Tape are guaranteed for life.

- Novice tape I.N. 31461 3.95
- 5 wpm tape I.N. 31450 3.95
- 7 1/2 wpm tape I.N. 31451 3.95
- 10 wpm tape I.N. 31452 3.95
- 13 wpm tape I.N. 31460 3.95
- 15 wpm tape I.N. 31454 3.95
- 17 wpm tape I.N. 31455 3.95
- 20 wpm tape I.N. 31456 3.95
- 22 wpm tape I.N. 31457 3.95
- 25/30 wpm tape I.N. 31458 3.95
- 35/40 wpm tape I.N. 31459 3.95

Ameco Code Tapes

- Junior Code Course #100-T Covers start to 8 wpm I.N. 24819 4.95
- Advanced Code Course #103-T From 8' to 18 wpm. I.N. 24821 4.95
- Senior Code Course #101-T Double length covering the Junior and Advanced Courses start to 18 wpm. I.N. 24820 8.95
- Extra Class Code Course #104-T Covers from 13 wpm to 22 wpm includes FCC type exam I.N. 24822 4.95
- General Class QSO tapes #105-QT 12, 13, 14, & 15 wpm I.N. 24827 4.95
- Extra Class QSO tape #106QT 19, 20, 21, & 22 wpm. I.N. 24826 4.95

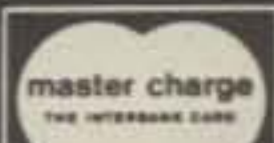
Kalronics

- QSO Code Tapes Covers 7 1/2, 10, 13 & 15 wpm. Be ready for the new FCC exams! I.N. 28906 4.95

Remember, you can Call Toll Free: 1-800-633-3410 in the U.S.A. or call 1-800-292-8668 in Alabama for our low price quote. Store hours: 9:00 AM til 5:30 PM, Monday thru Friday.

VISA

Long's Electronics



MAIL ORDERS: P.O. BOX 11347 BIRMINGHAM, AL 35202 • STREET ADDRESS: 2808 7TH AVENUE SOUTH BIRMINGHAM, ALABAMA 35233

CALL TOLL FREE 1-800-633-3410

Long's suggests

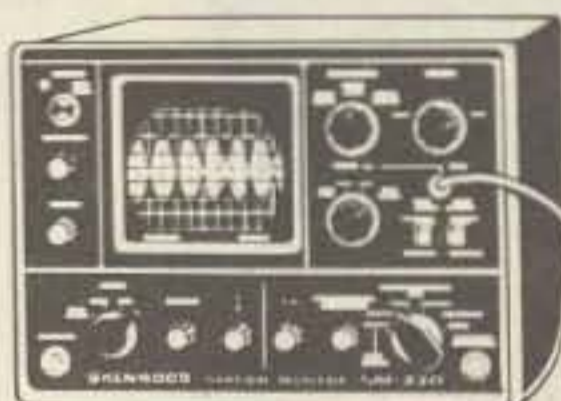
ACCESSORIES



KENWOOD SM-220 station monitor scope

Features: • Built-in two-tone generator \pm Monitors SSB waveforms • Useful in adjusting mic gain & speech processor compression level & monitoring key clicks on CW • Provides trapezoidal waveforms for testing linearity of linear amps • Observes signals transmitted from 1.8-150 MHz • Based on wide band oscilloscope (2 Hz to 10 MHz).

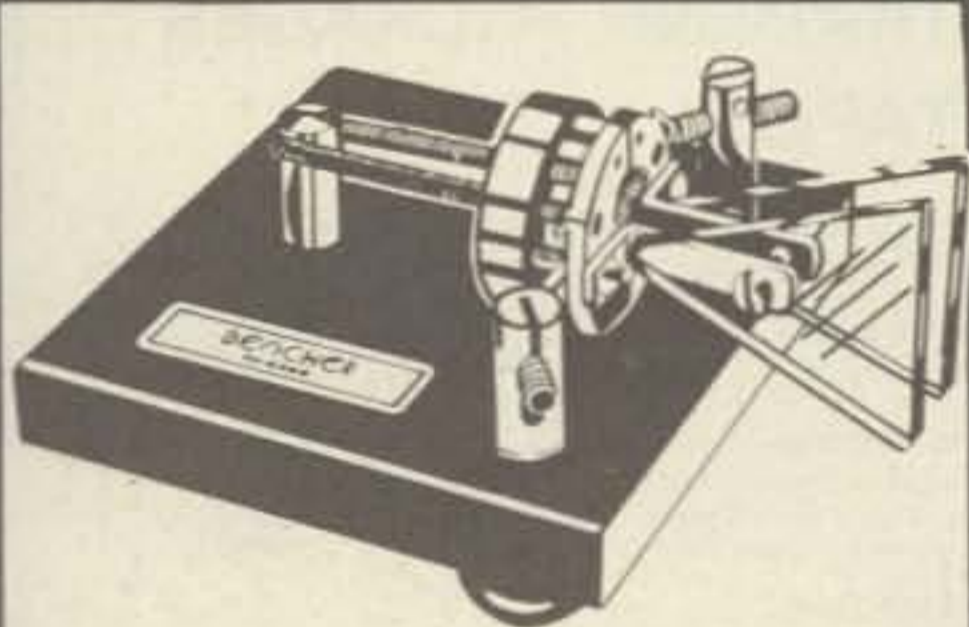
349.00 Call for quote.



YAESU SP-101PB speaker/phone patch

The SP-101PB features: • A shaped response speaker from 300 to 3000 Hz • Built-in hybrid phone patch with individual gain controls • VU meter. Full VOX operation • Receiver input impedance: 4 to 600 ohm • Output impedance: 600 ohm or high impedance.


67.00 Call for yours today.



BENCHNER BY-1 iambic paddle

The Ultimate iambic paddle. Features: Solid silver contact points, full range adjustment, non-skid feet, heavy steel black textured base, chrome base optional (49.95).

39.95 Call for yours today.



NYE VIKING "Master Key" 114-330-001

The first major improvement in telegraph key design in 50 years! Contact assembly is isolated from base, greatly reducing shock hazard. Heavy die-cast body. Gold plated silver contacts. Complete with Navy knob and two conductor cords with $\frac{1}{4}$ key plug.

19.50 Call for yours today.



KENWOOD MC-50 desk microphone

This dynamic mike is designed expressly for amateur radio operation • PTT & LOCK switches • Converts from HI to LOW impedance • Uni-directional • Mike plug for instant hook-up to any Kenwood rig.

45.00 Call for yours today.



SWAN SWR-1A power meter and SWR bridge

Frequency range: 3.5 to 150 MHz • Compact and lightweight for portable or mobile use • Capable of handling 1,000 watts RF and measures 1:1 to infinity VSWR.

29.95 Call for yours today.



YAESU QTR-24 world clock

Features world time at a glance. Time in any principal city or time zone, can be co-ordinated with local time on a 24 hour basis. The Time Zone Hour Disc automatically retains the correct time. Uses one "C" battery.

35.00 Call for yours today.



DENTRON Big Dummy Load

Now you can tune-up off the air! A full power dummy load, it has a flat SWR, full freq. coverage from 1.8 to 300 MHz and a high grade of industrial cooling oil furnished with the unit. Fully assembled. Cut out the QRM factor now!

29.50 Call today.

Remember, you can Call Toll Free: 1-800-633-3410 in the U.S.A. or call 1-800-292-8668 in Alabama for our low price quote. Store hours: 9:00 AM til 5:30 PM, Monday thru Friday.



Long's Electronics



you'll see the best at the 1979 BirminghamHAMfest



May 19 and 20

at the Birmingham/Jefferson Civic Center



Guess Who's Coming To Dinner!

Banquet Saturday May 19 at 7:00 P.M.

will be held at the Civic Center! Jerry Clower, noted storyteller, the "mouth of Mississippi" will be here to entertain you. Food, fun and free door prize - Yaesu FT-202R handheld transceiver to be given away. Make your reservations before April 30. For tickets write to: Birmingham Amateur Radio Club, Inc., P.O. Box 603, Birmingham, Alabama 35201, attention Ernest Lansford. Include \$10 for each ticket.

\$10,000 WORTH OF PRIZES!

\$10000 **\$10000**

\$10,000 dollars

worth of prizes to be given away at the
BirminghamHAMfest '79
The Birmingham/Jefferson Civic Center

May 19 & 20 9 AM til 5 PM Main drawing will be held 2:00 PM Sunday, May 20

Prizes include:

1. Drake TR7/DR7 w/power supply	6. Atlas 210 w/AC console
2. Kenwood TS-820S	7. Yaesu FT-7B
3. Dentron DTR-2000L	8. Icom 245
4. RCA video tape recorder	9. FT-202R
5. Drake UV3-144/220/440	10. Other prizes

\$10000 **\$10000**

Birmingham Amateur Radio Club

Compact Continuity Tester

Fastened to a piece of asbestos paper, hard asbestos, or hardwood, the few parts are as shown in the schematic. They're fastened to the backing by means of their own pigtail wire ends.

Tie a knot in the cord where it leaves the box to eliminate strain on the components. ■

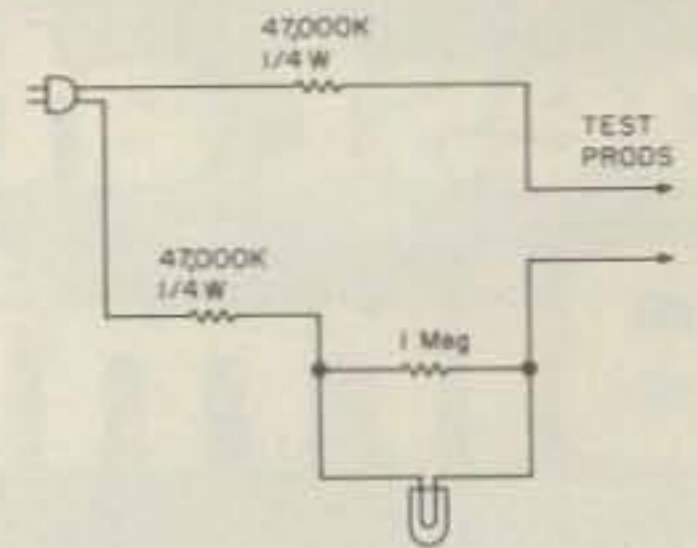
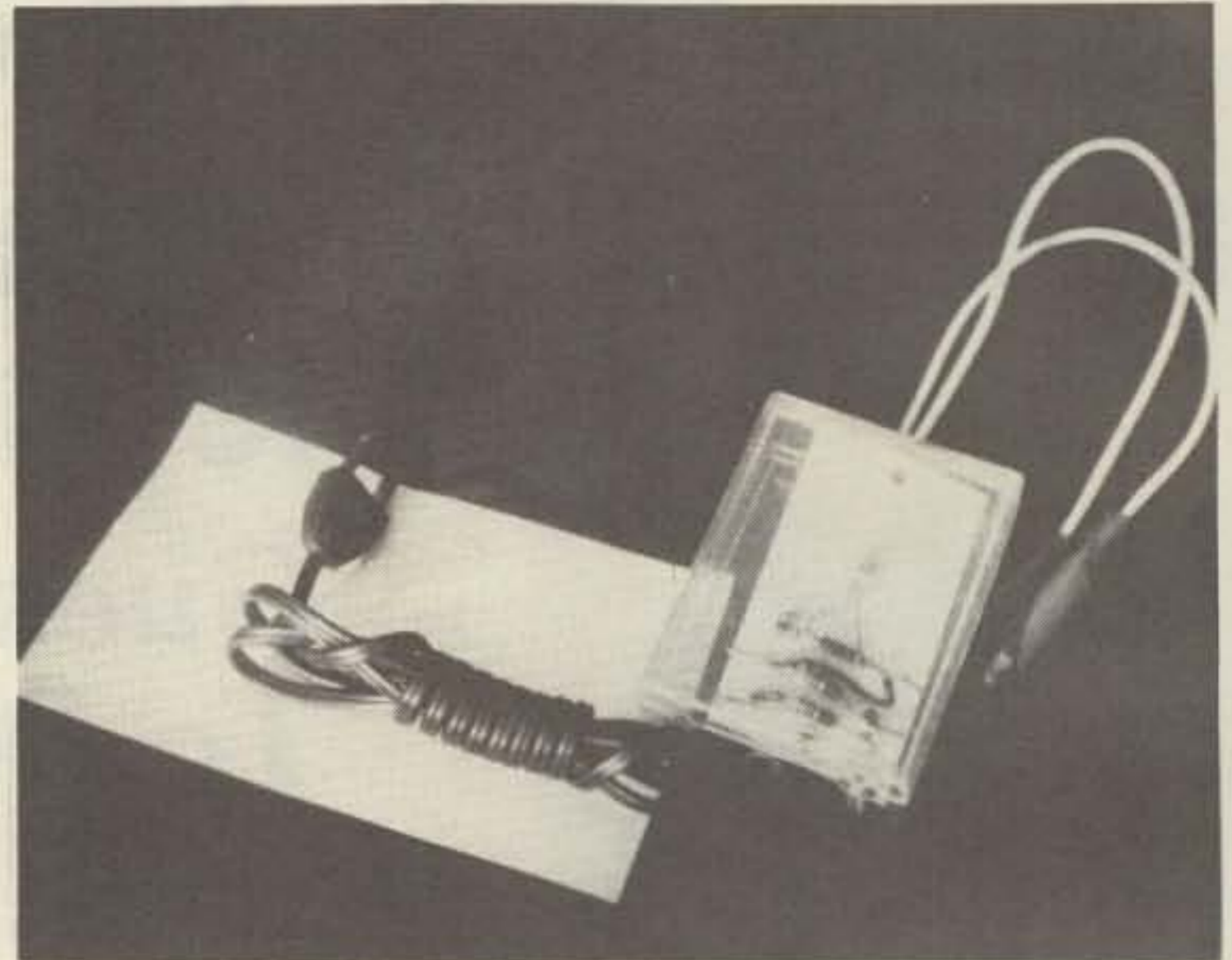


Fig. 1.




© MFJ ENTERPRISES, INC. 1979

NEW MFJ *DELUXE* 3 KW Versa Tuner IV

The MFJ-984 *Deluxe* 3 KW Versa Tuner IV gives you a combination of features that only MFJ offers, like . . . exclusive RF ammeter, dummy load, SWR, forward, reflected power meter, antenna switch, balun. Matches everything from 1.8 thru 30 MHz: coax, balanced lines, random wires.

FREE MFJ LOGBOOK . . .

Just ask your MFJ dealer to demonstrate this MFJ-984 Versa Tuner IV. Logbook quantities are limited.



\$299⁹⁵



This is MFJ's best 3 KW Versa Tuner IV. The MFJ-984 *Deluxe* 3 KW Versa Tuner IV gives you a combination of quality, performance, and features that others can't touch at this price.

PERFORMANCE: You can run up to 3 KW PEP and continuously match any feedline from 1.8 to 30 MHz: coax, balanced line or random wire.

FEATURES: A 10 amp RF ammeter insures maximum power to antenna at minimum SWR.

A separate meter gives SWR, forward, reflected power in 2 ranges (2000 and 200 watts).

A flexible antenna switch lets you select 2 coax lines thru tuner and 1 thru or direct, or random wire, balanced line or dummy load.

A 200 watt 50 ohm dummy load lets you tune your exciter off air for peak performance.

All metal, low profile cabinet gives RFI protection, rigid construction. Black. Anodized aluminum front panel. 5x14x14 in. 20 pounds.

A flip stand tilts tuner for easy viewing.

Efficient, encapsulated ferrite 4:1 balun. 500 pf, 6000 volt capacitors. 18 position dual inductor, 17 amp ceramic rotary switch, 2% meters. SO-239 coax connectors. Ceramic feedthru for random wire, balanced line. Binding post for ground.

QUALITY: Every single unit is tested for performance and inspected for quality. Solid American construction, quality components.

The MFJ-984 carries a full one year limited warranty.

For your nearest MFJ dealer, call toll-free 800-647-1800. Stop by your dealer. Compare it

feature for feature with other tuners. Compare its value, its quality and its performance.

After a truly side by side comparison, you'll be convinced that its value, quality and features make it a truly outstanding value.

Why not visit your dealer today? If no dealer is available call toll-free 800-647-1800 and order direct from MFJ. \$8.00 shipping.

MFJ ENTERPRISES, INC.

P. O. BOX 494 M52
MISSISSIPPI STATE, MS 39762
CALL TOLL FREE . . . 800-647-1800

For technical information, order/repair status, in Miss., outside continental USA, call 601-323-5869.

The Sangre de Cristo Mountains - ETO'S backyard

WHY WISH YOU'D BOUGHT ALPHA?



IS SOMETHING ELSE "JUST AS GOOD?"

New **ALPHA** owners often tell us, "I wish I'd saved my time and money and bought an **ALPHA** in the first place." Why not benefit from their experiences? Compare first!

TRY TO GET ANY OTHER MANUFACTURER TO TELL YOU - IN WRITING - THAT IT'S SAFE TO OPERATE HIS DESK TOP LINEAR AT A FULL D-C KILOWATT . . . SAY FOR 24 HOURS KEY-DOWN. OR, ASK HIM FOR A FULL YEAR WRITTEN WARRANTY. LOTS OF LUCK!

YOUR NEW ALPHA WILL HAPPILY AND COOLLY RUN THAT KILOWATT KEY-DOWN . . . FOR 24 DAYS IF YOU WISH. AND YOU'LL BE PROTECTED BY ETO'S UNMATCHED WARRANTY FOR TWO YEARS. WE PUT IT IN WRITING ALL THE TIME. IT'S THE WAY WE BUILD AND WARRANT EVERY ALPHA!

The new **ALPHA's** are the best we've ever built. Nothing else even approaches an **ALPHA's** combination of power, convenience, quality, and owner protection. The ETO/**ALPHA** two year limited warranty offers you eight times as much protection as the industry-standard 90 day warranty.

The new **ALPHA 374A** adds NO-TUNE-UP operation to all the other traditional ALPHA qualities and capabilities. You can hop instantly from one HF band to another, with full maximum legal power and with little or no amplifier tune-up at all! (If new amateur bands are added, you can manually adjust your **ALPHA** to work them, too.)

In 1974 the original **ALPHA 374** set a standard of high power convenience that has remained unmatched since. Despite its small size, not even one '374 owner ever burned out a power transformer. Impressive? The new '374A has an even huskier power supply. And it has ETO's ducted-air system with acoustically-isolated centrifugal blower to insure cool, whisper-quiet operation.

Before you get serious about any other brand of linear, compare its convenience and quality, its transformer heft, its cooling system efficiency and noise level - and its warranty - with the **ALPHA's**. Be sure to ask around about its reputation.

Call or write for detailed literature and thoroughly check out all the great new **ALPHA's** . . . so you don't make a mistake.



EHRHORN TECHNOLOGICAL OPERATIONS, INC.
BOX 708, CAÑON CITY, CO 81212 (303) 275-1613

"TAKE TWO!"

(Quality Two Meter Equipment That is.)

- Miniature Handheld Transceiver with 18 channel capability.
- 10 Watt VHF Repeater operating in the 143 to 149 MHz frequency range.



C118 Handheld Transceiver

This six channel two meter radio is about the size of a dollar bill and features a unique crystal saver circuit that permits you to transmit +600 KHz, -600 KHz or simplex with just 6 crystals. That means 18 channel capability with just 6 crystals . . . and each channel is individually adjustable for frequency. Units available for immediate delivery at under \$280.00 from your dealer.



RPT-1B VHF Repeater

Operating on a single pair of channels in the 143-149 MHz range, this 10 watt VHF repeater contains a separate transmitter and receiver for the re-transmission of signals and a COR/TIMER for control of the switching/timing/monitoring functions of the system. In addition, an optional private channel unit may be installed as an accessory. It may be operated in either a repeat or duplex mode. Priced under \$850 from your dealer.

Write today for a FREE Catalog Sheet or see your nearest Standard Communications Dealer.



Standard Communications

✓ S8

P.O. Box 92151, Los Angeles, California 90009

DAYTON HAM CONVENTION '79

April 27, 28, 29, 1979

✓ D4

HARA ARENA AND EXHIBITION CENTER DAYTON, OHIO

- Technical Forums
- ARRL and FCC Forums
- GIANT Flea Market
- New Products and Exhibits
- Grand Banquet
- FCC Exams
- Special Group Meetings
- Fabulous Prizes
- CW Proficiency Tests
- Amateur of Year Award
- Special Achievement Awards
- Expanded Parking

Information Brochure Available in March.

FOR MOTEL RATES AND RESERVATIONS WRITE BOX 44, DAYTON, OH 45401

OR CALL (513) 228-0016 9 A.M.-5 P.M. EST WEEKDAYS

FOR OTHER INFORMATION CALL (513) 293-0459 — 5-10 P.M. EST

Bring Your Family and Enjoy A Great Weekend in Dayton

Sponsored by The Dayton Amateur Radio Assn., Inc., Box 44, Dayton, OH 45401

How You Can Convert Your Rohn 25G Tower to a FOLD-OVER

CHANGE, ADJUST OR JUST PLAIN WORK ON YOUR ANTENNA AND NEVER LEAVE THE GROUND.

If you have a Rohn 25G Tower, you can convert it to a Fold-over by simply using a conversion kit. Or, buy an inexpensive standard Rohn 25G tower now and convert to a Fold-over later.

Rohn Fold-overs allow you to work completely on the ground when installing or servicing antennas or rotors. This eliminates the fear of climbing and working at heights. Use the tower that reduces the need to climb. When you need to "get at" your antenna . . . just turn the handle and there it is. Rohn Fold-overs offer unbeatable utility.



Yes! You can convert to a Fold-over. Check with your distributor for a kit now and keep your feet on the ground.

AT ROHN YOU GET THE BEST

Do not attempt to raise antenna or antenna support near power lines— You can be KILLED.

Unarco-Rohn
Division of Unarco Industries, Inc.
P.O. Box 2000, Peoria, Illinois 61601

U2



Standard / Icom / Heathkit / Ken / Clegg / Regency / Wilson / VHFEng. / Drake / Motorola HT-220 and others!

TWO METER CRYSTALS

LIFETIME GUARANTEE! NOW ONLY \$8.00 A PAIR!

Make/Model _____

Xmit. freq. _____

Rec. freq. _____

Name _____

Address _____

City _____ State _____ Zip _____

Bill: MC Visa Amex

Credit Card # _____

Exp. date _____

Signature _____

the indispensable

BIRD 43

THRU LINE
WATTMETER

Power Range	Frequency Bands (MHz)					
	2-30	25-60	50-125	100-250	200-500	400-1000
5 watts	—	5A	5B	5C	5D	5E
10 watts	—	10A	10B	10C	10D	10E
25 watts	—	25A	25B	25C	25D	25E
50 watts	50H	50A	50B	50C	50D	50E
100 watts	100H	100A	100B	100C	100D	100E
250 watts	250H	250A	250B	250C	250D	250E
500 watts	500H	500A	500B	500C	500D	500E
1000 watts	1000H	1000A	1000B	1000C	1000D	1000E
2500 watts	2500H	—	—	—	—	—
5000 watts	5000H	—	—	—	—	—

MODEL 43 \$125.00
 Elements (Table 1) 2-30 MHz 45.00
 Elements (Table 1) 25-1000 MHz 38.00
 Carrying case for Model 43 & 6 elements 27.50
READ RF WATTS DIRECTLY! (Specify Type N or S0239 connectors)

TUFTS

Radio Electronics

Send for our new catalog!
 \$3.00 shipping charge
 order • NO C.O.D.s!

209 S. Mystic Ave
Medford MA 02155
1(800) 225-4428
(617) 395-8280

The ONLY thing you need to know about

Quartz Crystals

is: 1-405-224-6780

- **Best delivery plus Emergency Service with Guaranteed Delivery**
- **Highest Quality with gold MIL-C-3098 Process**
- **Ask for Sentry Technology Manual**

And, order Toll Free 1-800-654-8850

SENTRY

S3 Crystal Park
 Chickasha, Oklahoma
 73018

12 Volts, 5 Amps, 3 Terminals

— what could be simpler?

Protect yourself from shorts and headaches.

Gary Toncre WA4FYZ
13764 S.W. 54th Lane
Miami FL 33175

It seems that in the last several months, 73 has carried more than its share of regulated power supply articles. I started to build one of them for use with my TR-22 and my Heathkit® amplifier. Sure, for three bucks or so, anyone can build a regulator for his power supply using a 2N3055 pass transistor, a zener diode, and a few resistors. The only problem is that such a cir-


cuit has no protection against short circuits and excessive current draw. To add the extra circuitry for protection can increase the cost considerably.

The solution to my problem was found in a new regulator subsystem by Fairchild. The device, a Fairchild 78H12, is a complete regulator with internal current limiting and thermal-shutdown circuitry in a TO-3-type case. It will handle 5 Amps at 12 V dc before current limiting begins. In other words, the device is indestructi-


ble. The price is about \$9.00, which is expensive in this day and age, but not for complete protection in a TO-3 case. Other than the power supply capacitors and an output bypass capacitor, no other external parts are needed.

Fig. 1 shows a schematic of my supply. I added the regulator to an already-assembled power supply. Because the device is complete in itself, modification of the power supply was minimal. Also, the company that built the power supply was thoughtful enough to have drilled the

holes for a TO-3 pass transistor. So, I simply mounted the regulator in the holes provided, and used a little heat-sink compound. If you plan to draw more than a few Amps, I would recommend using a heat sink—the bigger, the better. Two more steps completed the addition of the regulator. First, I had to break the positive lead between the filter capacitor and the output terminal strip. I then ran a wire from the capacitor to the input (pin 1) of the regulator, and a wire from the output (pin 2) of the regulator to the



The rear of the power supply shown with the 78H12 regulator installed in the holes that were provided by the manufacturer for a pass transistor. The white area around the regulator is not an insulator (the regulator case should be grounded to the chassis), it is common heat-sink compound which helps transfer the heat to the chassis from the regulator.



Inside view of the power supply. The two white wires connect the positive side of capacitors C1 to the input (pin 1) of the regulator, and the other is the output to the terminal strip on the rear. The capacitor on the terminal strip is C2, which bypasses any noise at the output of the regulator to ground.

terminal strip. It was also necessary to ground the negative lead to the chassis, since the case of the regulator must be at ground potential. Don't insulate the regulator from the chassis.

If you are building a supply from scratch, I would recommend the use of a 15- or 18-volt transformer. My power supply uses a 12-volt transformer which develops about 18 volts of

unregulated dc output. But, after the current passes through the regulator, the output is only a regulated 11.5 volts dc. Although I haven't tried, I don't think that the full 5-Amp capacity could be reached. Keep in mind, though, that the peak input voltage to the regulator cannot exceed 25 volts.

I've used the regulator with my 2 meter amp and my TR-22. Under key-down

conditions, the regulator will become warm to the touch after about one minute. Again, a larger size heat sink would allow more current to be drawn while keeping the reg-

ulator cool.

Two other versions are available: the 78H05 for 5 V dc, and the 78H15 for 15 V dc. Both will handle 5 Amps, and are priced the same as the 78H12. ■

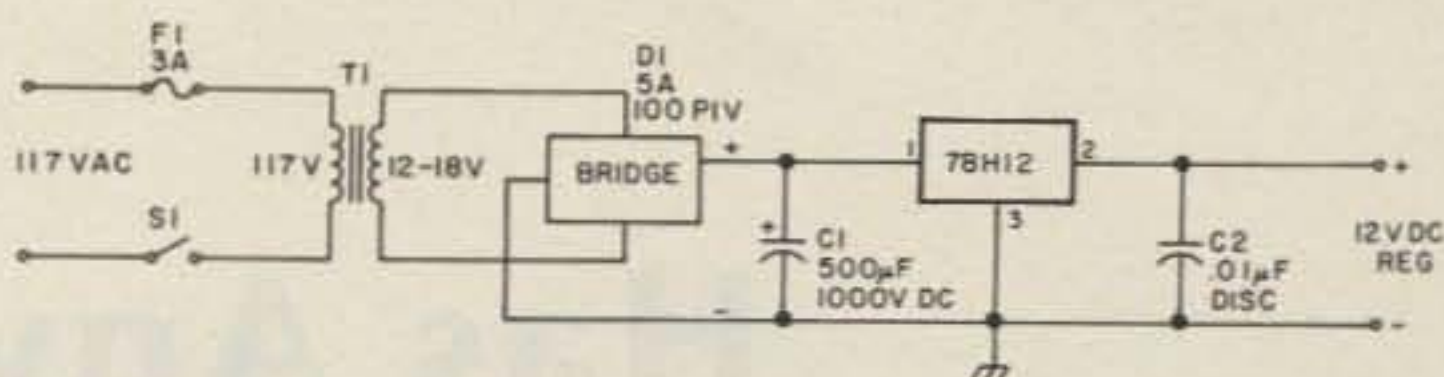


Fig. 1. Power supply schematic.

CUSTOM TRANSFORMERS



HEAVY DUTY REPLACEMENT TRANSFORMERS

ALPHA A77D Power	\$135	HEATH DX-100 Modl	\$ 95
BTI LK-2000 Plate	\$135	HEATH HX-10 Power	\$ 95
COLLINS 30S-1 Power	\$215	HEATH SB-220 Plate	\$125
COLLINS KWS-1 Plate	\$135	HENRY 2K Plate	\$150
COLLINS 516F-2 Power	\$ 95	HENRY 2K-2 Power	\$155
DENTRON 160-10L Power	\$125	HENRY 2K-4 Power	\$165
DRAKE L4B Plate	\$165	HENRY 3K-A Plate	\$165
GONSET GSB-100 Power	\$ 95	HENRY 3K-A DC Choke	\$ 85
GONSET GSB-201 Power	\$135	EFJ T-BOLT Plate	\$125
H-CRAFTERS HT-32 Power	\$ 95	EFJ 500 Modulation	\$ 95
H-CRAFTERS HT-37 Power	\$ 95	EFJ 500 DC Choke	\$ 75
HEATH DX-100 LV Power	\$ 95	NATL NCL-2000 Plate	\$125

OFF-THE-SHELF SPECIALS

PLATE XFMR:	2400 VAC @ 1.5A ICAS 220/240 PRI-4 1LB	\$150
PLATE XFMR:	3000 VAC @ 1.5A CCS 230 PRI-60LB	\$195
PLATE XFMR:	3000 VAC @ 0.7A ICAS 115/230 PRI-27LB	\$115
PLATE XFMR:	3500 VAC @ 1.0A ICAS 115/230 PRI-4 1LB	\$150
PLATE XFMR:	4000/4600 VAC @ 1.5A ICAS 230 PRI-60LB	\$195
PLATE XFMR:	6000 VCT @ 0.8A CCS 115/230 PRI-4 1LB	\$150
FILMT XFMR:	5.0 VCT @ 30A 117 PRI-9.5LB	\$ 30
FILMT XFMR:	7.5 VCT @ 21A 117 PRI-9.5LB	\$ 30
FILMT XFMR:	7.5 VCT @ 55A 115/230 PRI-14.6LB	\$ 65
FILMT XFMR:	7.5 VCT @ 75A 115/230 PRI-20.2LB	\$ 95
FIL CHOKE:	30 AMP Bifilar Wound on 1/2"x7" rod	\$ 9
DC CHOKE:	8.0 Henries @ 1.5 AMP DC 4 1LB	\$150
SWG CHOKE:	5-30 Henries @ 1.0 AMP DC 23LB	\$100

ALL TRANSFORMERS & CHOKES GUARANTEED FOR 24 MONTHS

Many others also available. Write for free list or quote on any custom transformer, choke, or saturable reactor.

Peter W. Dahl Co.

4007 Fort Blvd. • El Paso, Texas 79930

Telephone (915) 566-5365 or (915) 751-4856



Germantown Amateur Supply, Inc.

MEMPHIS, TENNESSEE

NO MONKEY BUSINESS!

- (A) Complete Service Facilities
- (B) Good Deals on most Brands
- (C) Shipping within 24 Hours
- (D) All inquiries handled by Active Hams with over 20 years experience in ham radio

CALL TOLL FREE
1-800-238-6168

IN TENNESSEE, CALL 901-452-4276

MONDAY - SATURDAY 8:30-5:30

FOR YOUR SPECIAL.


Write: 3202 Summer Ave., Memphis, Tennessee 38112

HARD TO GET ITEMS



\$74⁹⁵

Transceiver preamp 160-6 mtr. With automatic Transmit/Receive switching. Helps pull in the weak ones especially on 10.



MT2000A	2KW Tuner	\$172.50
MT3000A	2KW tuner with meters	\$309.95
Big Dummy	Dummy load w/oil	\$29.50
Super Tuner Plus	Tuner	\$131.50



1525EM	Encoding microphone	\$49.95
DL300	300W dry dummy load	\$19.95
MN7	matchbox w/meter	\$149.95



595	6 pos coax switch	\$19.75
376	5 pos switch w/ gnd pos	\$19.75
370-10	Apartment ant. 40-10 mtr	\$32.50


MFJ

941B	Versa Tuner II matcher	\$79.95
901	Versa Tuner matcher	\$49.95
900	Econo Tuner matcher	\$39.95
8044IC	Deluxe iambic keyer	\$69.95
MFJ	24 hour digital clock	\$29.95
CWF2BX	Active cw filter	\$29.95
484	Grandmaster Memory Keyer	\$139.95

We normally stock the entire MFJ line. Don't get backordered by the factory. Give us a try.

SHURE



Model 444	Hi imp. desk mic	\$34.95
Model 404C	Hi imp. hand mic	\$33.00



Model 43	Thru-line wattmeter	\$125.00
Table 1	plug in ele suffix A-E	\$38.00
Table 1	plug in ele suffix H	\$45.00
CC1	carrying case for model 43	\$27.50

2 METER DUCKIES

HM4	fits IC215, Motorola, etc	\$7.00
HM5	PL259 type connector	\$7.00
HM227	BNC conn fits Wilson Marks	\$11.00



SM3	Small spkr/mic for Mark II/IV	\$30.95
Mark II	or Mark IV	call for quote
BP4	Battery pack for Mark II/IV	\$24.95
WC14	Wall charger for Mark II/IV	\$15.95

Please add \$1.50 per item to cover shipping and handling. (Continental US) PHONE & OVERSEAS ORDERS WELCOME.



SPECTRONICS, INC.

✓S81

1009 GARFIELD ST.
OAK PARK, ILL. 60304

312-848-6777

Has Anyone Seen OSCAR 7?

— find it with your SR-56

An off-the-wall program for on-the-air fun.

Cebrun Mayse
1916 Crosby Park Blvd. N.W.
Lawton OK 74505

Recently, I became a proud owner of a PC-

100A printer. Now I'm swamped with printing tape, with every program imaginable all over the kitchen bar. There's even a program strip for how to

figure wall paneling with prices and even how many panels per wall. It's amazing how a fellow can come up with off-the-wall programs, especially with the PC-100A.

program (Fig. 1) in the calculator, the next step is to load the initial time inversely into the calculator. For example, 0056:56 goes in as 56(sec.)R/S, 56(min.)R/S, 0(hrs.)R/S. At this point, the

There was one problem that had been bugging me ever since I heard QSOs on ten meters about a year ago. The problem was how to use the orbit times supplied in *73 Magazine*. I've used the standard 115 minutes added to each orbit, but, when it comes down to the next initial orbit data given, it doesn't figure precisely. Once I got my new toy, it only took 40 feet of paper and an hour to figure out the math of it. The calculator I use is the Texas Instruments SR-56.

Now, here's how I figure orbits. After loading the

00 33	19 03
01 01	20 29
02 29	21 35
03 64	22 02
04 01	23 34
05 00	24 03
06 00	25 12
07 94	26 29
08 33	27 64
09 02	28 92
10 34	29 06
11 01	30 94
12 17	31 35
13 29	32 02
14 64	33 34
15 06	34 02
16 00	35 97
17 94	36 41
18 33	37 42

Fig. 2.

00 54	20 03	40 84	60 34
01 03	21 06	41 02	61 01
02 06	22 00	42 04	62 97
03 00	23 00	43 94	63 84
04 00	24 94	44 35	64 34
05 94	25 33	45 02	65 04
06 33	26 02	46 34	66 94
07 01	27 41	47 02	67 12
08 41	28 54	48 74	68 27
09 54	29 06	49 34	69 07
10 06	30 00	50 01	70 05
11 00	31 94	51 94	71 97
12 94	32 35	52 33	72 22
13 35	33 02	53 03	73 06
14 01	34 01	54 54	74 03
15 41	35 03	55 01	75 41
16 35	36 33	56 03	76 42
17 01	37 00	57 94	
18 41	38 15	58 33	
19 54	39 41	59 04	

Fig. 1.

program is awaiting the next day's initial time crossing, 0134:24, and this will be loaded as the previous time was, inversely: 24(sec.)R/S, 34(min.)R/S, 1(hour)R/S. The printout will be in decimal hours, such as 1.573333333. To change the decimal hours into hour-min.-decimal-sec., refer to Fig. 2. Use this program or subtract the hour and multiply the fraction by 60, which will give the minutes. Then subtract the minutes (the integers to the left of the decimal) and multiply the fraction by 60. This will produce the seconds. Fig. 3 shows the process via the PC-100A for 1 hour, 34 minutes, 24 seconds. Should your times start to run over the 23rd hour, remember to subtract 24 from the hours portion to be in the right frame. This is noticeable whenever you're figuring out orbit times in your locale. In reality,

```

1.573333333
  1.
0.573333333
0.573333333
  60.
34.39999998
34.39999998
  34.
 0.39999998
 0.39999998
  60.
23.9999988
  
```

Fig. 3.

27.23989316 is 3.23989316 hours. When figuring for your time area, add one of the integers, 4(PST), 5(MST), 6(CST), or 7(EST), to the first initial orbit time and the next day's initial orbit time.

Now for the longitudinal crossings—Fig. 4 shows the program and Fig. 5 shows the results of two days. The positive initial crossings are between longitudes 0 degrees and 180 degrees on the Americas side, and the negative values are on the

```

- 00 33 20 06 58.4 PRT
= 01 01 21 01 87.1 PRT
  02 97 22 05 115.9 PRT
x 03 49 23 04 144.6 PRT
= 04 01 24 94 173.4 PRT
  05 01 25 97 -157.9 PRT
- 06 05 26 47 -129.2 PRT
= 07 01 27 03 -100.4 PRT
  08 32 28 02 -71.7 PRT
x 09 15 29 22 -43.0 PRT
= 10 34 30 01 -14.2 PRT
  11 01 31 02 14.5 PRT
  12 84 32 74 43.3 PRT
  13 02 33 03 72.0 PRT
  14 08 34 06 100.7 PRT
  15 92 35 00 129.5 PRT
  16 07 36 94 158.2 PRT
  17 03 37 22 -173.0 PRT
  18 08 38 01 -144.3 PRT
  19 04 39 02 -115.6 PRT
  
```

Fig. 4.

Asiatic and European side of 180-0 degrees. On the initial orbit of Jan. 28, 1978, it was a positive number (58.4); the next orbit crossing will be heading for the international date line at 180 degrees. After the OSCAR crosses the date line, its orbits will take on a negative number; there-

```

58.4 PRT
87.1 PRT
115.9 PRT
144.6 PRT
173.4 PRT
-157.9 PRT
-129.2 PRT
-100.4 PRT
-71.7 PRT
-43.0 PRT
-14.2 PRT
14.5 PRT
43.3 PRT
72.0 PRT
100.7 PRT
129.5 PRT
158.2 PRT
-173.0 PRT
-144.3 PRT
-115.6 PRT
-86.8 PRT
-58.1 PRT
-29.4 PRT
-0.6 PRT
28.1 PRT
56.9 PRT
  
```

Fig. 5.

fore, the first orbit longitude after the date line crossing will be -157.9, and so on and so on. ■

WHERE ELSE
BUT DAVIS?



600 MHz Mini Counter at \$149⁹⁵!

All Davis Frequency Counters deliver highest quality at low cost. But Series 7200 plug-in or battery-powered Mini Counters are truly minimal cost, general purpose instruments that sacrifice no basic performance characteristics. No other counter offers such superior features at Mini Counters' prices. One year warranty on assembled units, 90-day on kit components.

2 MODELS: Kit \$149.95 Assembled \$199.95
 • All Metal Cabinet • 115 V or 12 V operation
 • 8 Digit .4" LED Display • Selectable Gate Times, .1 & 1 sec.
 • Crystal Time Base (1 ppm after cal.)

OPTIONS: Portable w/Ni-Cad Battery (Built-in Charger) \$39.95
 Crystal Oven (1 ppm 10 to 50°C) \$39.95 Handle \$5.00

Order direct from factory. Add \$3.00 for shipping, \$1.00 extra for C.O.D., and 7% sales tax in N.Y. State. Payment by certified check, money order, Master Charge, VISA. Credit-rated company P.O. accepted. Money back guarantee if returned in good condition in 10 days. Kits returnable only unassembled.

For more information, request FREE DESCRIPTIVE LITERATURE, or for in-depth preview, send \$3.00 for 32-page INSTRUCTION MANUAL. Detailed, illustrated. Credited against purchase of either unit.

DAVIS ✓ D10 DISTRIBUTOR INQUIRIES INVITED
 Affordable quality is the Davis difference.

DAVIS ELECTRONICS
 636 Sheridan Drive, Tonawanda, N.Y. 14150 • 716/874-5848

Code Made Easy.

To really master code, get Pickering Code Master instruction tapes. They're easy to use, easy to learn, complete and reliable. But don't just take our word for it, ask any ham. Or order a set and see for yourself.

CM-1 Novice. A complete course with 5, 7 and 9 WPM code group practice.

CM-1½ General. No instruction, just practice. ½ hr. at 11 WPM, 1 hr. at 14 WPM and ½ hr. at 17 WPM. Tape includes coded groups and straight text.

CM-2 Extra Class. Mostly straight text, some groups. 1 hr. at 20 WPM, ½ hr. at 25 and 30 WPM.

All courses are two hours long and come with key sheets for checking problem areas.

To order, send your check, money order, Master Charge or Visa number (along with card expiration date) to Codemaster. Specify number and quantity of tapes desired. Tapes are \$7.95 each, two for \$14, and three for \$19. Also specify 7" reel or cassette. We'll send your tapes post paid by fourth class mail. First class, Canada and Mexico orders, add \$1 per reel, 50¢ per cassette. To order by phone, call (401) 683-0575.

R.I. residents, add 6% sales tax.

✓ P44
 Pickering
 Codemaster Co.,
 P.O. Box 396 D,
 Portsmouth, R.I.
 02871



Pickering Codemaster. Your key to code.

Tricky QSK

— a treat for CW

Dick Blasco
991 42nd Street
Sarasota FL 33580

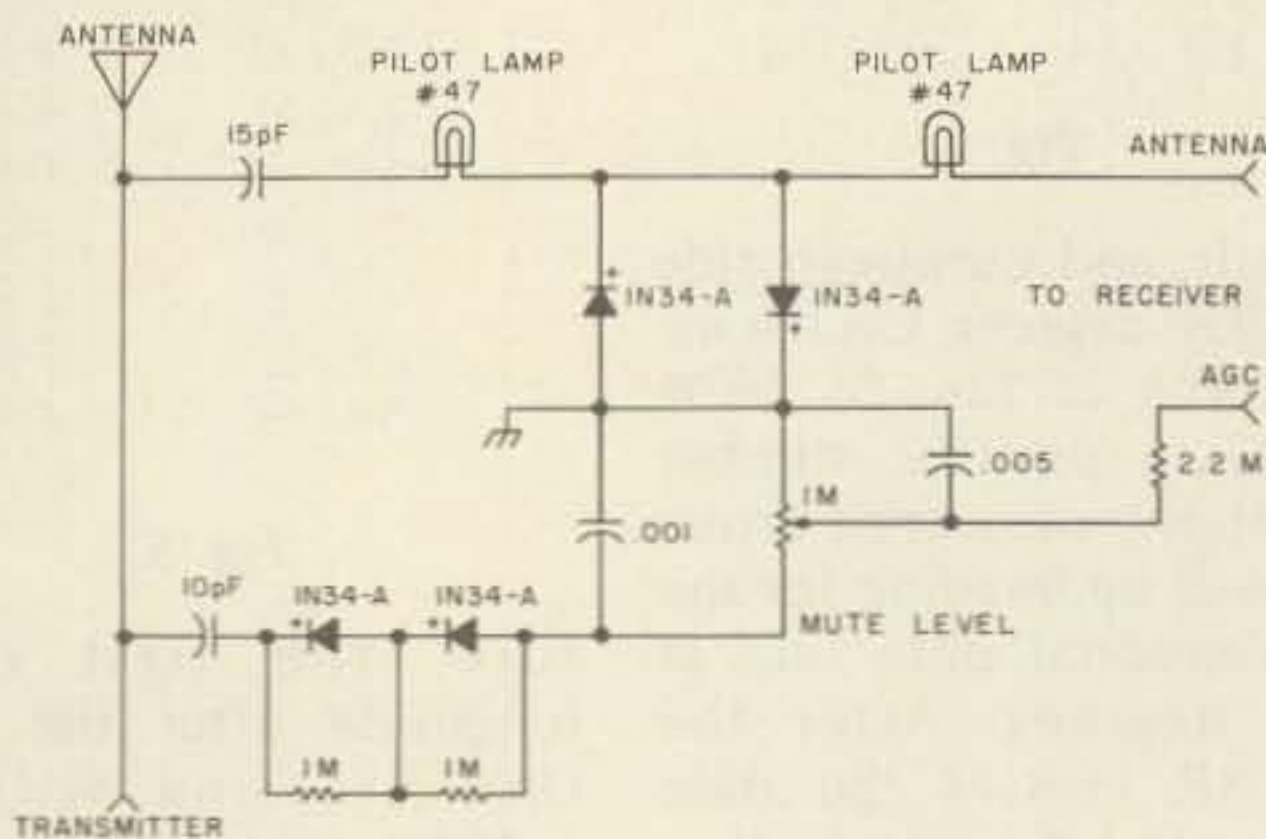


Fig. 1. Poor man's T-R switch schematic diagram.

Here's a dandy little evening project that will delight any CW-man's heart. This circuit (Fig. 1) is a refinement of a design which is simple and effective. The pilot lamps have a characteristic low resistance when not lit and a relatively high resistance as more current is passed through them. A high-level signal (from the transmitter) will exceed the contact potential of the 1N34A diodes and cause them to conduct, drawing current through the bulb. The bulb glows and acts to isolate

the receiver from the antenna line. The circuit shown includes an additional lamp in the receiver lead for additional protection of the antenna coils.

Some of the rf energy is also sampled and rectified to provide a muting voltage. Simply connect this output to the agc line of any modern receiver and adjust the mute level for the desired signal level. This circuit works with the agc only when it's fully active, of course.

The circuit shown will work well at powers up to 100 Watts. Additional power may be handled by inserting additional pilot lamps in series with the 15 pF capacitor. This unit causes some loss of received signal strength, but its simplicity and effectiveness will far outweigh this in all receivers. If you aren't fully QSK by now, spend an evening and join in the fun! ■

NEW FROM LUNAR

Modular Erectable Towers

- Ideal for ground or roof mounts
- One man can assemble and erect
- Lightweight
- High quality aluminum alloy
- High stability
- Modular and portable
- Extremely rugged

These unique antenna towers can be installed on the ground or roof. Since they're easily transported and site erected, they're a natural for field and portable operations.

Constructed of sturdy aluminum alloy, they're sturdy enough to handle large size HF beams and

EME arrays as well. Also available with optional stainless steel hardware for harsh environments.

Base is approximately 60" high and weighs 28 pounds. Tower sections are 72" high and weigh 21 pounds.

LUNAR'S NEW MODEL 2M 10-150 LINEARIZED AMP



Now ready and being shipped. We held off on announcing it until it was right...

Ready now. Order today from your Lunar dealer.



✓ L17


Louis Anclaux
WB 6NMT



2785 KURTZ STREET • SUITE 10
SAN DIEGO, CA 92110 • (714) 299-9740

NEW MFJ-981 3 KW Versa Tuner IV

For \$199.95 you can run up to 3 KW PEP and match everything from 1.8 thru 30 MHz: coax, balanced lines, random wires. Built-in balun, SWR, dual-range forward and reflected power meter.



FREE MFJ LOGBOOK . . .
Just ask your MFJ dealer to demonstrate these 3 KW Versa Tuner IVs. Logbook quantities are limited.

\$199⁹⁵

3 KW PEP

The NEW MFJ-981 3 KW Versa Tuner IV lets you run up to 3 KW PEP and match any feedline continuously from 1.8 to 30 MHz: coax, balanced line or random wire.

This gives you maximum power transfer to your antenna for solid QSO's and attenuates harmonics to reduce TVI and out-of-band emission.

An accurate meter gives SWR, forward, reflected power in 2 ranges (2000 and 200 watts).

A new all metal, low profile cabinet gives you RFI protection, rigid construction, and sleek styling.

Black finish. Rich anodized aluminum front panel. 5x14x14 inches. A flip down wire stand tilts tuner for easy viewing.

Efficient, encapsulated 4:1 ferrite balun. 500 pf, 6000 volt capacitors, 18 position dual inductor. 17 amp, 3000 volt ceramic rotary switch. 2% meter. SO-239 coax connectors, ceramic feedthru for random wire and balanced line. Binding post for ground.

Every single unit is tested for performance and inspected for quality. Solid American construction,

quality components. Full one year limited warranty.

For your nearest MFJ dealer, call toll-free 800-647-1800. Stop by your dealer. Compare it feature for feature with other tuners. Compare its value, its quality and its performance.

After a truly side by side comparison, you'll be convinced that its value, quality and features make it a truly outstanding value.

Why not visit your dealer today and see the NEW MFJ-981 3 KW Versa Tuner IV? If no dealer is available order direct from MFJ.

MFJ-982 3 KW VERSA TUNER IV has balun, 7 position antenna switch. Matches everything: coax, balanced lines, random wires continuously from 1.8 to 30 MHz.

Flexible 7 position antenna switch lets you select 1 coax thru tuner and 2 coax thru tuner or direct, or random wire and balanced line.

Up to 3 KW PEP. Match any feedline from 1.8 to 30 MHz: coax, random wire, balanced line.

Gives maximum power transfer. Harmonic attenuation reduces TVI, out of band emissions.

Black metal cabinet, anodized aluminum front panel. Flip down wire stand. 5x14x14 in.

Encapsulated 4:1 ferrite balun. 500 pf, 6000 volt capacitors, 18 position dual inductor, 17 amp

- 7 position antenna switch
- 4:1 ferrite balun for balanced lines

\$199⁹⁵

ceramic switches. SO-239 coax connectors, ceramic feedthru for random wire, balanced line, binding post for ground.

Made in USA. One year limited warranty.

See it at your nearest dealer. If no dealer is available order direct from MFJ.



If you already have a SWR/wattmeter, the MFJ-982 is for you.

MFJ-980 3 KW VERSA TUNER IV has built-in balun for balanced lines. Matches coax, balanced lines, random wires, 1.8 to 30 MHz.

Up to 3 KW PEP. Match any feedline from 1.8 to 30 MHz: coax, random wire, balanced line. Heavy duty encapsulated 4:1 ferrite balun.

Gives maximum power transfer. Harmonic attenuation reduces TVI, out of band emissions.

Black metal cabinet, anodized aluminum front panel. Flip down wire stand. 5x14x14 in.

500 pf, 6000 volt cap., 18 position dual inductor, 17 amp ceramic switches.

- Encapsulated 4:1 ferrite balun for balanced lines

\$169⁹⁵

Made in USA. One year limited warranty.

See it at your nearest dealer. If no dealer is available order direct from MFJ.



This is MFJ's lowest priced 3 KW Versa Tuner IV.

FOR YOUR NEAREST DEALER OR FOR ORDERS


CALL TOLL-FREE **800-647-1800**

Order any product from MFJ and try it. If not delighted, return within 30 days for a prompt refund (less shipping).

Order today. Money back if not delighted. One year limited warranty. Add \$8.00 shipping/handling.

For technical information, order/repair status, in Mississippi, outside continental USA, call 601-323-5869.

Order By Mail or Call TOLL FREE 800-647-1800 and Charge It On



MFJ ENTERPRISES, INC.

P. O. BOX 494

MISSISSIPPI STATE, MISSISSIPPI 39762

Make Life Easier

— with a workbench speed control

Don Smith W4CQQ
5666 Flagstaff Rd.
Jacksonville FL 32207

Drilling holes in different metals often requires the use of a variable speed drill. If you don't own a multi-speed drill, the addition of this little circuit makes your hand drill

a variable speed tool.

The bridge rectifier provides the full-wave pulsating direct current for the SCR switch and controls the angle of fire of the SCR. Diode D5 is used to counter the back voltage developed by the drill motor. Speed of the drill is varied by the 10k potentiometer.

Diodes D2 -D4 should be

rated at 200 volts piv and have a current rating of at least 12 Amps. The SCR

should have a piv of about 300 volts and a current rating of 25 Amps. ■

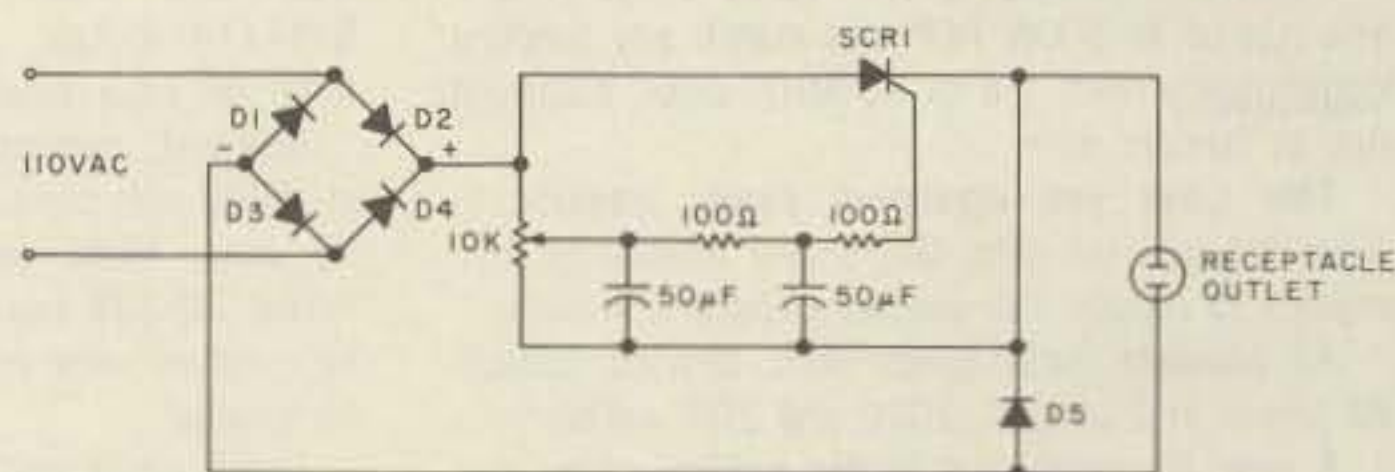


Fig. 1.

RADIO EQUIPMENT DOESN'T GROW ON TREES

**But the C & A ELECTRONICS Warehouse Sale
Will Make You Think It Does!**

AEA
ALDA
ANTENNA SPECIALISTS
ARRL
ATLAS
ASTRON
ASTATIC
AMERICAN ELECTRONICS
ALEXANDER MFG.
BIRD ELECTRONICS
BEARCAT
BK PRODUCTS
CRAIG
CUSHCRAFT

COMMUNICATION SPECIALISTS
DVE
DSI INSTRUMENTS
DRAKE
DYCOMM
GOLDLINE
HYGAIN
HUSTLER
ICOM
INTERNATIONAL CRYSTALS
KDK
KLM ELECTRONICS
KENWOOD
KRIKET

LUNAR
LARSEN
MAXRAD
MIRAGE
MIDLAND
MOTOROLA
NON-LINEAR SYSTEMS
PACE
PIPO
POWER INC.
ROYCE
REGENCY
RUSSELL
REDCO COUNTERS

STANDARD
SANYO
SHAKESPHERE
TPL
TRIX
TAYLOR
TRISTAO
TRINETICS
VHF ENGINEERING
WILSON
WESTCOM
YAESU

Call **800-421-2258**

FOR YOUR BEST VALUES ON THESE FINE LINES

**Be Sure To Check Our
SUPER SAVER**

Cash & Carry Specials




✓ C88

C&A Electronic Enterprises

Distributors of Commercial and Amateur Radio Equipment

22010 S. Wilmington Ave., Suite 105
Carson, CA 90745
(213) 834-5868 (California residents)

You're just a few digits away from name brand radio equipment - AT DISCOUNT PRICES!



CALL TOLL FREE

1-800-228-4097
Communications Center

443 N 48th Street
Lincoln, Nebraska 68504
In Nebraska Call (402)466-8402

1-800-634-6227
**Communications Center
West**

1072 N. Rancho Drive
Las Vegas, Nevada 89106
In Nevada Call (702)647-3114

YAESU
KENWOOD
DRAKE
ICOM
STANDARD
EDGE COM
KDK
PANASONIC

DENTRON
HY-GAIN
MOSLEY
CUSHCRAFT
WILSON
HUSTLER
LARSEN
BENCHER

TAYLOR
SWAN
TEMPO
TEN-TEC
MIDLAND
CDE
AUTEK
MIRAGE

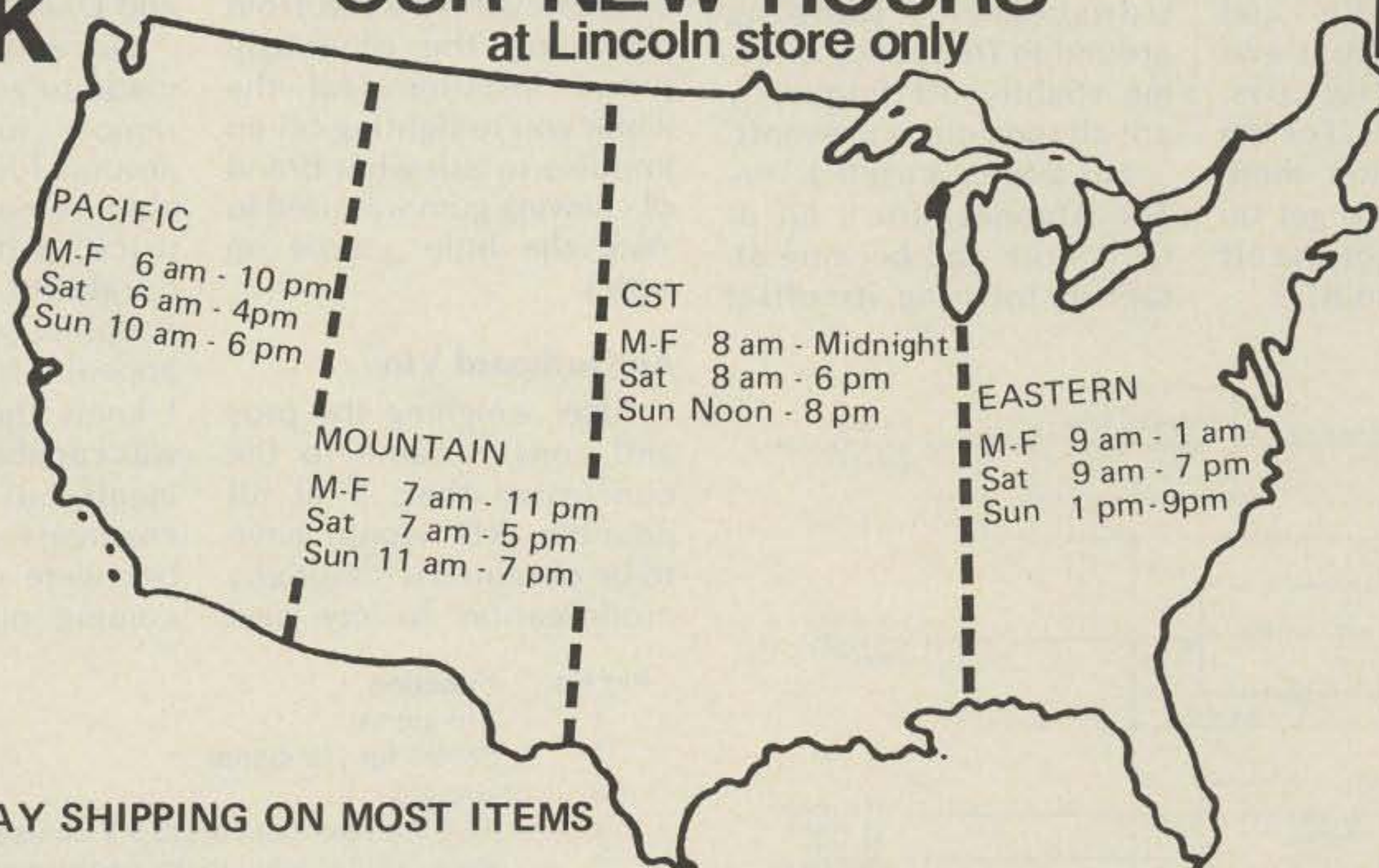
E.T.O. ALPHA
VHF ENGINEERING
BERK-TEK CABLE
CONSOLIDATED TOWER
SAY
SHURE
TELEX
ROBOT-SSTV

We carry all major lines of Antennas at Discount Prices

look

OUR NEW HOURS
at Lincoln store only

look



SAME DAY SHIPPING ON MOST ITEMS

1-800-228-4097

Communications Center

443 N. 48th, Lincoln, Nebraska 68504

In Nebraska Call (402)466-8402



The Heath/Kenwood Connection

— RIT for the 104

Robert B. Lunsford, Jr. WB5QGI
1405 Stephen
Killeen TX 76541

How many times have I heard someone say, "I sure like Heathkits, but I don't know why they don't have RIT," or something similar? RIT, by the way, stands for receiver incremental tuning. (Sometimes it is called receiver-only tuning, or receiver offset, or simply offset.) This feature is found on many transceivers on the market today, and is a means of fine-tuning the receiver without affecting the frequency of the transmitter.

I am the proud owner of a Heathkit HW-104 and have in the past built and used SB-102s, HW-101s, and HW-7s and -8s. For the price, in my opinion, there is no better way to get on the air with state-of-the-art equipment. But no RIT!

Need for RIT

One of the main problems of not having RIT is what happens, for example, when I am talking with another ham who doesn't have RIT, and each of us is busy trying to improve reception of the other's voice. I will retune my transceiver to get a more "natural-sounding" voice; then he will retune his—and we both end up jumping around in frequency. This could end us up close to another station, causing some interference or being interfered with. Since the majority of hams on the air today appear to be using a transceiver, jumping around in frequency or being slightly off frequency are all too common events.

For a time, I used a Ten-Tec Argonaut for a bit of QRP work and became attached to using its offset

feature. Upon completion of my HW-104, the first thing I considered doing was incorporating RIT and regaining some of the versatility of the Argonaut's offset control. After the "lids" were on the 104, however, and looking with some affection at my handiwork, I began to have second thoughts.

I've seen additions to equipment by others. Sometimes there is very professional work which doesn't detract from appearances, and in other cases you have to pretend you don't notice the additional switch, jack, meter, or whatever to keep from offending the obviously proud installer. (All the while you're fighting off an impulse to ask what brand of chewing gum was used to stick the little goodie on with.)

104. Another factor is the ability of the 104 to go from one end of the band to the other without any peaking, tweaking, or anything save changing the vfo frequency (providing you did your antenna impedance design homework). Therefore, to be able to take full advantage of the broadband characteristics of the 104, it dawned on me that an outboard vfo would act as an RIT if proper switching or relay action were provided. In this case, not only would I get RIT, but I would be able also to make use of split operation—perfect for contests and DXing.

Once the decision was made to go to outboard or remote vfo, I began to look around for the best available remote vfo for the price, with ruggedness, durability, and stability, coupled with good eye-appeal. After using the 104, I knew the vfo in the rig was capable of meeting my ideals, but at the time, the engineers at Benton Harbor were on the verge of coming out with the SB-

An Outboard Vfo

After weighing the pros and cons, I came to the conclusion that, if at all possible, RIT would have to be obtained without any modification to my new

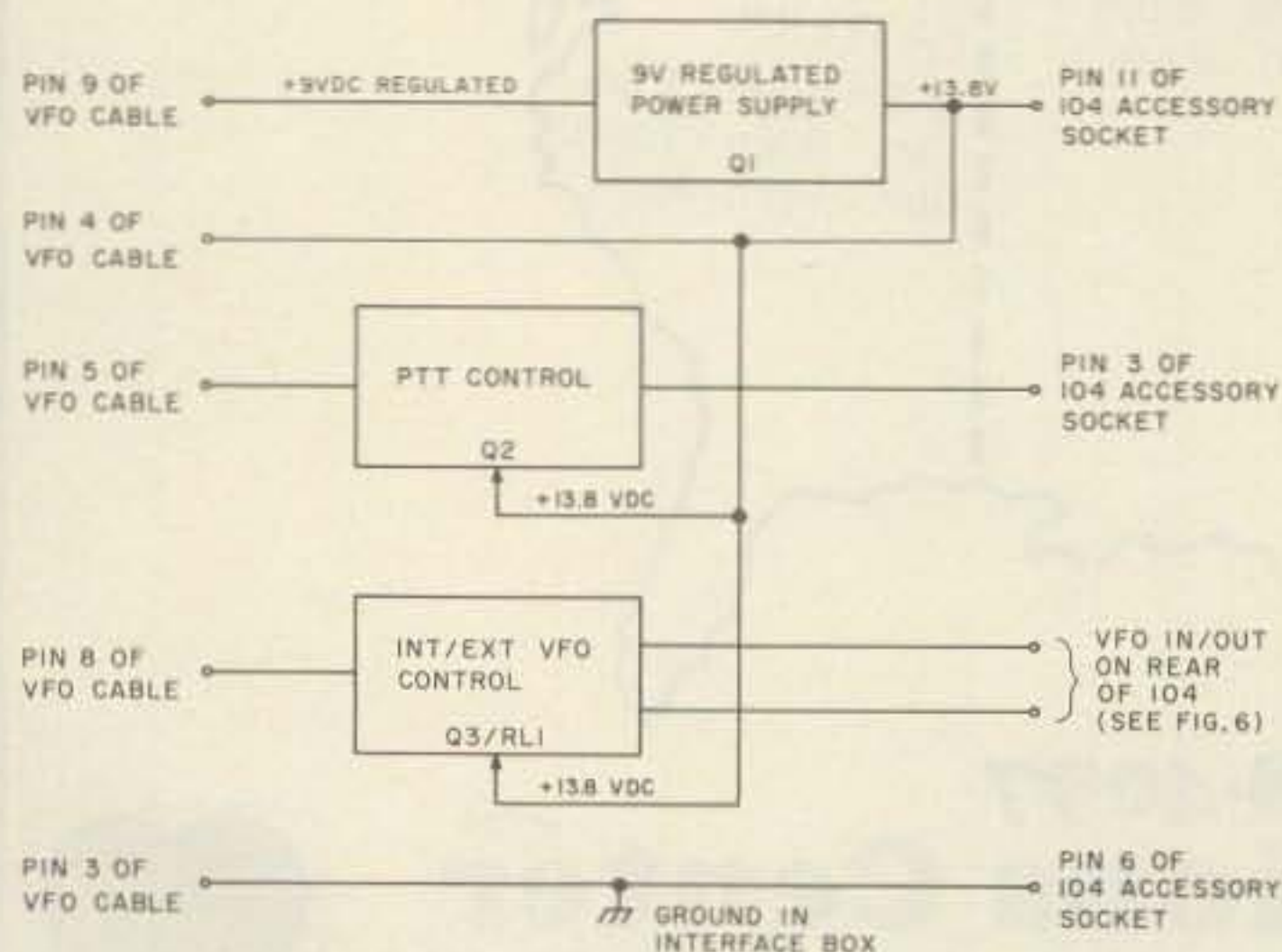


Fig. 1. Interconnection block diagram.

Pin No.	Function
1	Vfo signal
2	Shield for vfo signal
3	Ground
4	12.6 V ac (for lamps) (13.8 V dc used in this project)
5	Relay signal input (goes positive on transmit)
6	Calibrator supply source, 9 V dc (not used)
7	No connection
8	9 V dc for internal vfo
9	9 V dc for external vfo

Table 1.

104A. The remote vfo for the 104 wasn't listed in the catalog, and it would not have had RIT had I obtained one.

Looking around and considering what was still available on the market, I discovered that I could get a remote vfo and RIT in the same box for about the same price as the Heath remote vfo, had it been available. The only problem would be with the controls necessary to obtain selection of internal or external vfo and the push-to-talk (PTT) control for selecting the desired vfo on transmit.

My selection was Kenwood's model VFO-520 remote vfo, since it was readily obtainable and promised to do everything I needed. According to the stated specifications, it was compatible with the requirements of the 104.

The plan from the beginning was to utilize an outboard vfo with no modification either to the vfo or to the 104. This was accomplished by placing all interfacing components inside a miniature aluminum box which I placed out of sight behind the 104. Interconnection between the 104 and outboard vfo was neatly tucked away, and the interfacing was done silently and effectively.

A small cable from the interfacing box connects to the remote vfo. Two short pieces of RG-58 or RG-174 extend from the interfacing box to the rear of the 104, where Heath has provided convenient jacks for the vfo output from the internal vfo and for vfo signal

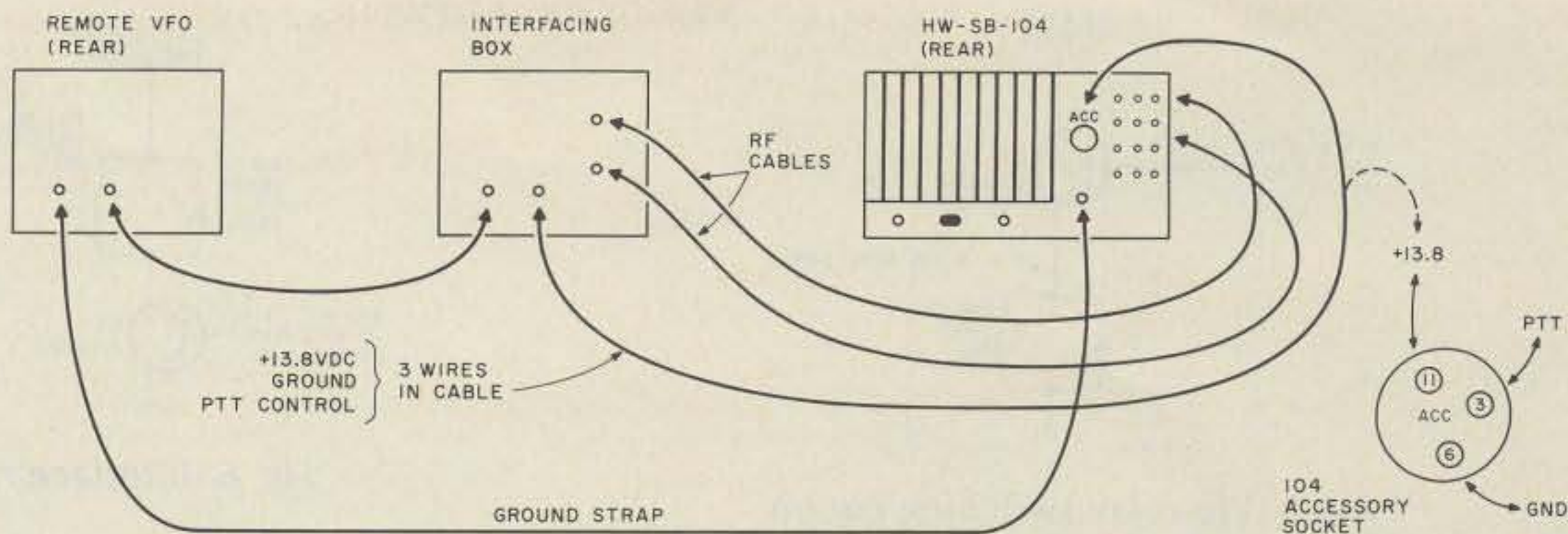


Fig. 2. Interfacing cable layout.

input. Normally, if no external vfo is used, a simple jumper is installed between the two jacks. Only three other wires are necessary: 13.8 V dc, ground, and the PTT signal line. Two-conductor mike cable, with shield, may be used for these last three wires.

Kenwood has come out with a new design level since I purchased my VFO-520, but I imagine the new remote vfo and the old one are electrically equivalent. However, before buying the new one, in case the old one is hard to find, verification with a Kenwood dealer is recommended. Used equipment dealers should be eager to sell remote vfos if they have them in stock, because most hams don't need a remote vfo immediately when buying a new station, and this may leave the dealer with some extras.

The interfacing detailed in this article is what makes the combination work, so parts of the circuitry may be adaptable to other transceiver-to-remote hookups. Before planning to use combinations other than Kenwood to Heathkit,

remember the two primary considerations: vfo frequency and which way the vfo is designed to tune. In this case, the Heathkit requires (a) that the vfo tunes from 5 to 5.5 MHz, and (b) that the vfo must tune backwards—which means that for a higher frequency of operation, the vfo will be producing a lower frequency, and vice versa.

The Circuit

A look at Table 1 will give an idea what the requirements of the vfo are and will aid in explaining what the interfacing connections accomplish. Block diagrams in Figs. 1 and 2 show how connections are made and demonstrate just how simple the project is. Figs. 3, 5, and 6 show the builder how few parts are required and may be followed as wiring diagrams. I will briefly discuss the various sections of the circuit, without details of the action of each electron, so that a better understanding of the circuit design and function can be achieved.

The power supply is the most complicated part of the interfacing box, but is actually a very basic cir-

cuit. For purposes of explanation, refer to Fig. 4 and notice that current flow is through zener diode D1 by way of resistor R1. Since a zener diode is designed to pass a large amount of current in the reverse direction when voltage across the diode reaches a certain level, it performs as a voltage reference device. In other words, as the voltage is raised across the diode, more current is passed by the diode at a certain voltage level, increasing the voltage drop across R1. In turn, this tends to stabilize the voltage across D1. The value of R1 is chosen to provide enough current for stable zener diode operation and to limit current through the diode to a safe value.

You may recognize transistor Q1 as operating in a standard emitter-follower amplifier circuit, but it is enough to remember that when Q1 is operating, a nearly constant voltage difference of a specific value is maintained between the base and emitter, mainly determined by the physical properties of the type of material used in making the transistor. For

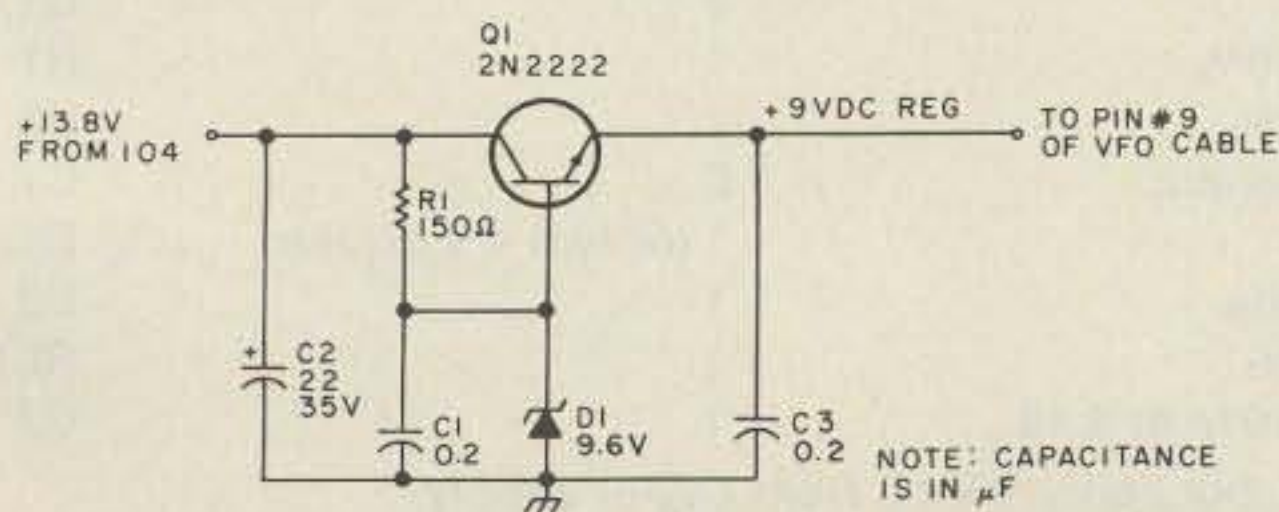


Fig. 3. 9 V dc regulated power supply.

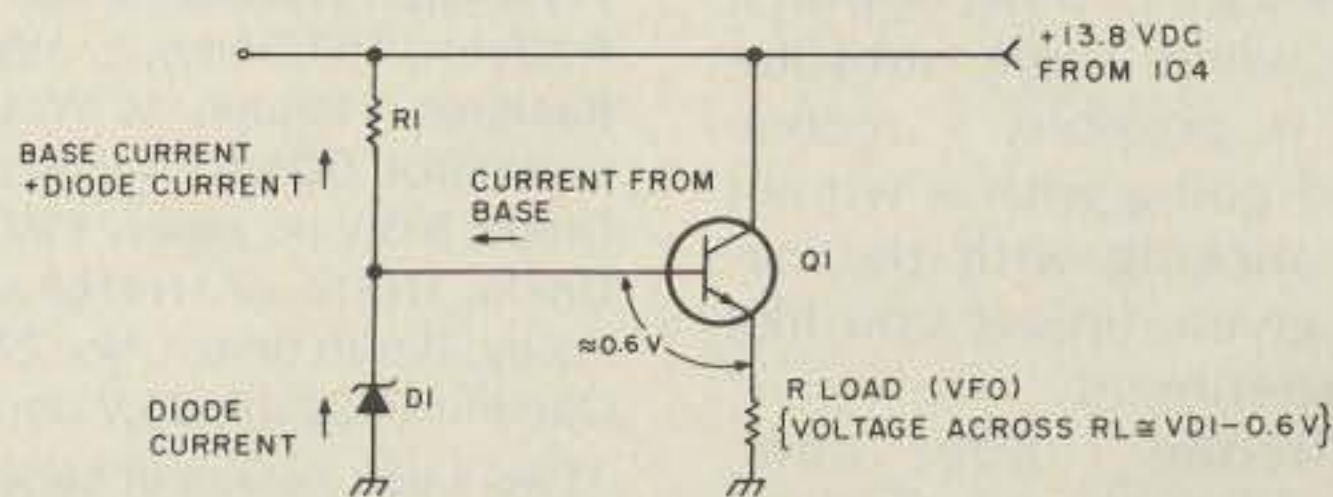


Fig. 4. Power supply simplified circuit.

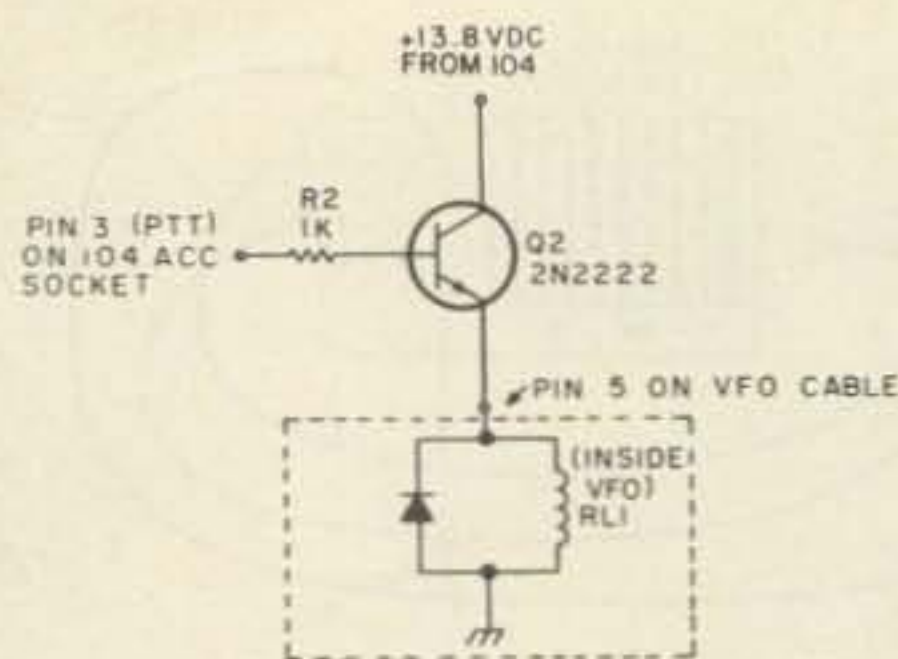


Fig. 5. Vfo relay switching circuit.

silicon, which is used in the 2N2222, the voltage difference is about 0.6 V dc between base and emitter, and due to the clamping action of D1 on the base, the emitter circuit will supply current at a constant voltage. Capacitor C1 is used for insurance against the possible generation of white noise in the zener diode, due to random current paths in the silicon permitting "bumping," or friction, between groups of electrons, and resulting in a hissing sound.

Transistors Q2 and Q3 are used to operate relays, acting as current switches. R2 and R3 limit current in the base circuits to a safe value in the transistors and provide some isolation between the circuits. Diode D2 is used to limit to a safe value the "flyback" voltage generated as the relay winding is de-energized, since the inductive kick-back voltage is usually high enough to jeopardize the switching transistor. Without this diode, the transistor could be "punctured" and destroyed.

Construction

All parts are common parts which either I had on hand or I bought at the local Radio Shack store. Table 2 gives a list of parts, and, while some substitution is possible, I recommend going with a winner and sticking with the circuit given, unless you like to experiment.

Silicone rubber compound, such as General Electric's RTV, would make

mounting the relay a snap if you have it around. Perforated experimenter board can be used to mount the parts, but I soldered the parts to the pins on the 9-pin socket and rf connectors and experienced no mounting problems. Sockets for the rf cables between the interfacing box and transceiver may be considered unnecessary, but are recommended in order to keep everything grounded and shielded.

The VFO-520 comes with an interconnecting cable which has a 9-pin plug on each end. This cable is straight-through—that is, pin 1 goes to pin 1, etc., on each end of the cable. Also, pin numbering is standard, counting clockwise, starting from the large space between pins while looking at the bottom.

Remember to use the ground wire provided to strap the transceiver and vfo together, since depending on signal wire shields for grounding is poor practice. If the ground wire provided isn't long enough, one should be made up, since noise could be experienced later as connectors become dirty or oxidized.

Component or Part

Transistor, 2N2222, silicon NPN	3	Q1, 2, 3
Resistor, 150 Ohms, 1/2 Watt, carbon, 10%	1	R1
Resistor, 1 kilohm, 1/4 Watt, carbon, 10%	2	R2, 3
Capacitor, 0.2 uF 50 V dc min., disc ceramic	2	C1, 3
Diode, 9.6 V dc zener, 1 Watt*	1 (or two 4 V dc zen)	D1
Diode, 1N914, or 1N4148 switching diode	1	D2
Relay, Radio Shack No. 275-004 at \$2.89	1	RL1
Capacitor, 22 uF, 35 V dc; RS No. 272-1014 at \$.49	1	C2

*Two 4-volt zeners in series were used, but verify 9 V dc from power supply.

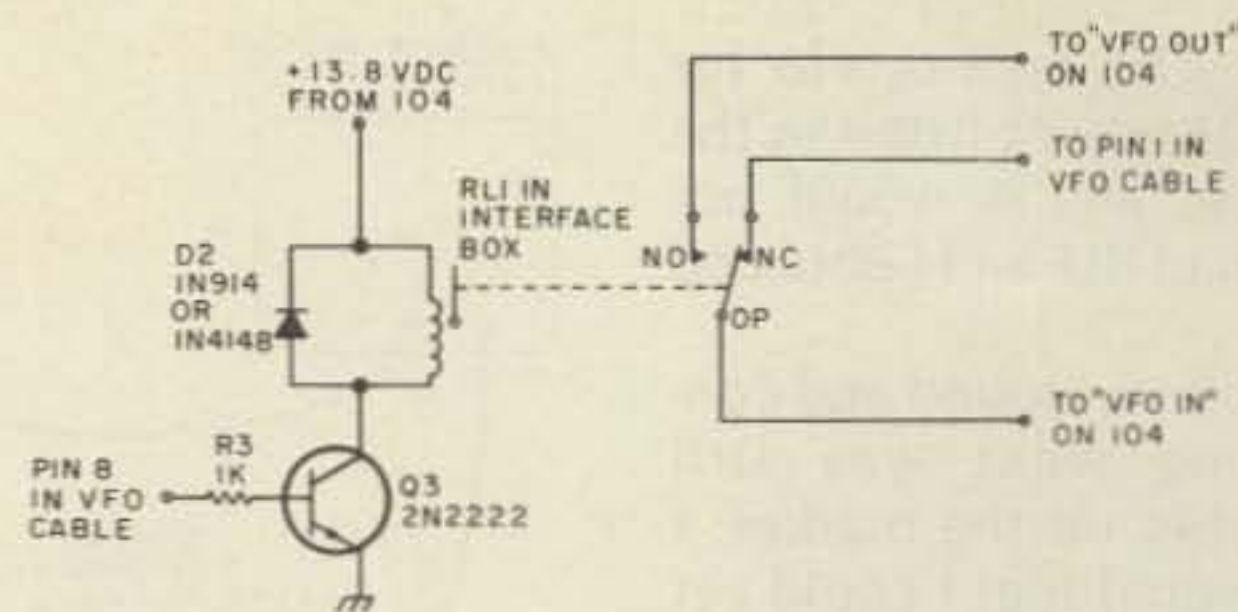


Fig. 6. Interface relay switching circuit.

Operation

Since placing the remote vfo in service, I have not had any problems whatsoever. Stability is as good as the 104 vfo, and that's pretty good. In fact, for almost all general operating, the Kenwood vfo is used exclusively. At first, one might think the price is pretty high just to get RIT, but not only do I now have RIT and the capability of comparing vfo operation, I also have the ability to set up operation on another band by verifying frequency availability and then moving with just a flick of the bandswitch. Actually, I now have the same capabilities as if I were using a separate receiver and transmitter, except for crossbanding.

I thought at one time I had a stability problem, but it turned out to be an oxidized bandswitch in the 104, and cleaning with a pencil eraser did the trick. (Take note, 104 owners.)

The function switch on the remote vfo gives total control over operating frequency. The four positions of the function switch are as follows, along with operating mode if the indicated position is se-

lected:

OFF—Remote vfo is off. Transmit and receive frequencies are controlled by vfo in rig.

REC—Remote vfo controls receiver; rig's vfo controls transmitter.


REC/XMIT—Remote vfo has total control.

XMIT—Remote vfo controls transmitter; rig's vfo controls the receiver.

Summary

I don't expect any trouble from my vfo in the future because, upon inspection of the interior of the VFO-520 (I have a thing about looking inside every new thing I buy), I found good construction techniques were used, both electrical and mechanical. There was shielding where I didn't expect it, in fact. There is no reason why the VFO-520 cannot be used with other rigs with a little bit of homework, and I hope I've made it clear enough so others can duplicate the project without too much trouble. I also hope that those who do will get as much enjoyment out of the expanded operating capabilities as I have—all without modification to the rig or the vfo. ■

Table 2.



AT 1/2 PRICE!

73 Magazine for amateur radio hobbyists is the best connection you can have in this exciting hobby. 73 will

keep you in touch with this dynamic field . . . with more than 100 article pages each month to fill you in on the latest techniques and equipment and guide you into new areas that will make amateur radio as fresh and exciting for you as the day you keyed your first transmission.

Take advantage of this special introductory offer of 1/2 the newsstand price. Subscribe today for just \$15 and keep abreast with the changing world of amateur radio. No need to send money now . . . we'll bill you later if you prefer.

YES, I want a good connection. . .

Please rush my initial subscription to 73 for 1/2 the cover price.

- One year \$15 (Foreign rates (one year only) add \$8)
 Three years for \$45

Payment enclosed Bill me later

Master Charge Visa

Card # _____

Signature _____

Name _____

Address _____ Apt. _____

City _____ State _____ Zip _____

Please mail to: 73 Magazine • Subscription Department
P.O. Box 931
Farmingdale NY 11737

S4C

YES, I want a good connection. . .

Please rush my initial subscription to 73 for 1/2 the cover price.

- One year \$15 (Foreign rates (one year only) add \$8)
 Three years for \$45

Payment enclosed Bill me later

Master Charge Visa

Card # _____

Signature _____

Name _____

Address _____ Apt. _____

City _____ State _____ Zip _____

Please mail to: 73 Magazine • Subscription Department
P.O. Box 931
Farmingdale NY 11737

S4C

73 Magazine

An 8-Element, All-Driven Vertical Beam

— super array for DX

Good news from New Hampshire.


The most popular 20 meter beam antenna in use today is the yagi mounted horizontally on top of a tall tower. A "package" price on such

an antenna, a three-element triband beam, a rotator, a 51-foot crank-up tower, and 100 feet of coax and rotator cable was recently advertised in ham

magazines at \$1,095. In addition, you will have to pay for shipping and cost of erection (including concrete, guy wires, anchors, etc.), to say nothing of the

legal fees to defend yourself against the local zoning board because you erected a 51-foot structure on your property without a building permit. To avoid the above expenses, I designed and built a vertical array over a ground plane with a maximum height of only 16.4 feet and a total erected cost of only \$60, plus a few bucks for the extra RG-58/U needed, thus saving well over \$1000.

well over \$1000. Vertical beams described in the literature are generally either two- or four-element ground-mounted phased arrays for 3.5 or 7 MHz.¹ The directivity of these beams can be changed by various switching arrangements. The usual method is to switch in coils of coax cable cut to the required length for the number of degrees lag required. This is relatively simple for two elements. However, the gain from such a two-element beam is also relatively low. To increase the gain, it is necessary to increase the number of elements in the beam. Four is usually the



A general view of the array in relation to the shack which is in the upper rear room of the old farmhouse.

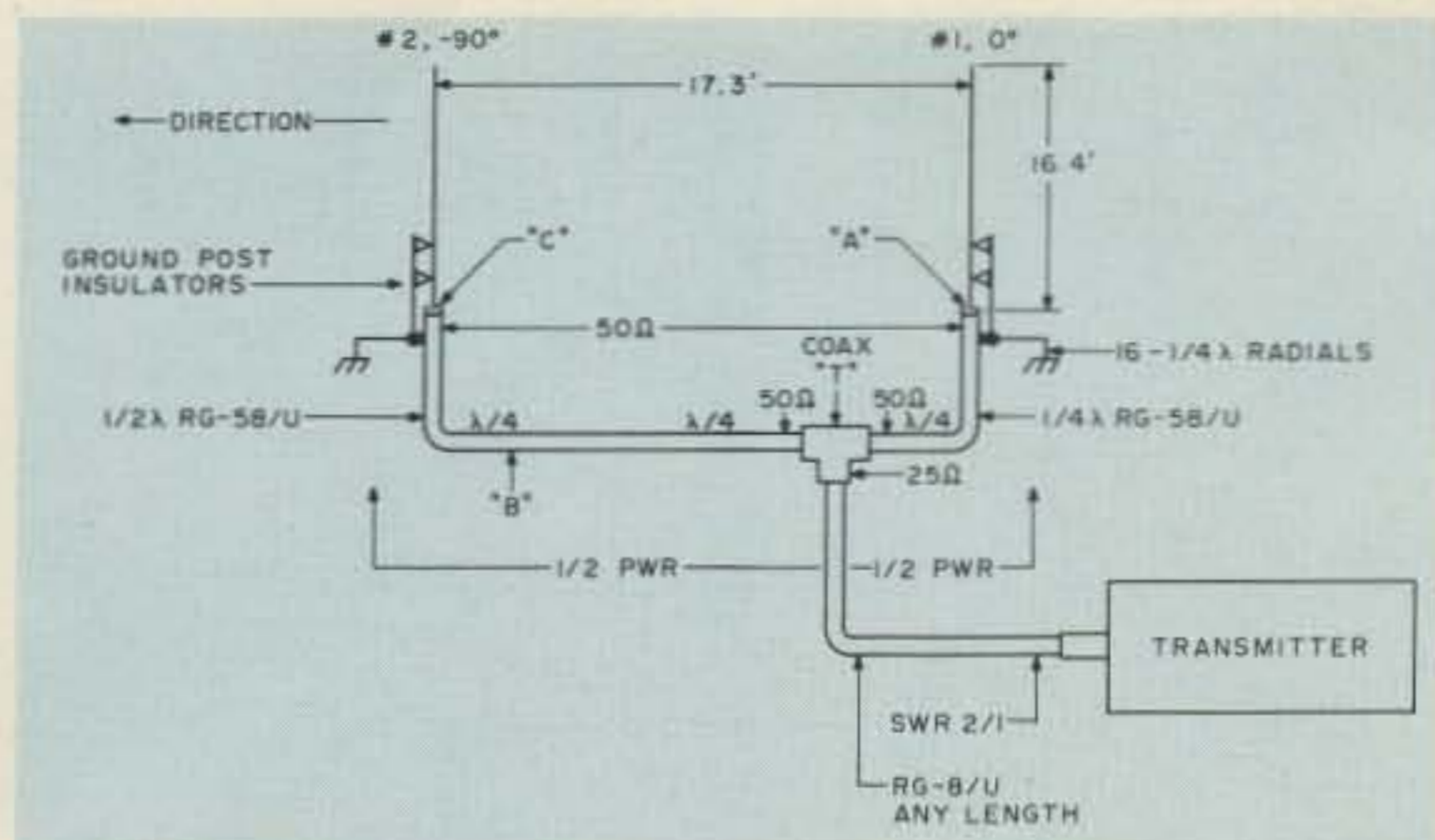


Fig. 1. Method of feed for the 2-element phased array.

maximum number of elements used. These may be arranged in a straight line, a square, or a triangle, with the fourth element in the center.² The complexity of the switching and phasing increases at a faster rate than the gain from such an array. Although the gain is low from such an array, it is more than adequate on 3.5 and 7 MHz, where rotatable beams are very expensive and difficult to construct.

To get enough gain on 14 MHz from such an array to be competitive with yagis and quads on towers, at least eight elements are necessary. Therefore, I sketched up an eight-element phased array with switchable directivity, but gave up the idea after calculating the number of relays and the feet of coax cable that would be needed.

Parasitic Array

One-half of an eight-element yagi (split down the middle) mounted vertically over a ground plane looked really interesting³ since it only required a single length of RG-8/U for a feeder and could possibly be made into a tribander for 20/15/10. An eight-element parasitic beam could not have its directivity switched, but since I had already given up that idea, I decided to go ahead with a large high-gain unidirectional beam fixed on Oceania. It was decided to start with four

elements, a reflector, a driven element, and two directors, later expanding it to eight or more elements by adding more directors. With this in mind, I reviewed the literature on yagi antennas. A 20 meter beam is generally limited to three elements only because of the difficulty in supporting a long boom 50 to 60 feet up in the air. Imagine the wind and ice load of an eight-element beam with an 80- to 100-foot boom! This is no problem on VHF where high-gain 10- to 16-element yagis are common. Neither is it a problem on HF when the beam is vertical with each element mounted on its own ground post.

Since I wanted my beam to point to Australia, which is 270 degrees true from central New Hampshire, I drove a 5-foot ground stake of 1-inch diameter pipe into the ground and attached the driven element to it. At precisely noon sun time, a stake was driven at the end of the shadow of the driven element.⁴ This established true north. Next, I measured off 90 degrees and drove another stake, marking the true east/west axis of my new beam. The three ground posts for the reflector and two directors were installed next, together with their elements, along this east/west line. A length of RG-8/U was hurriedly run from the shack to the

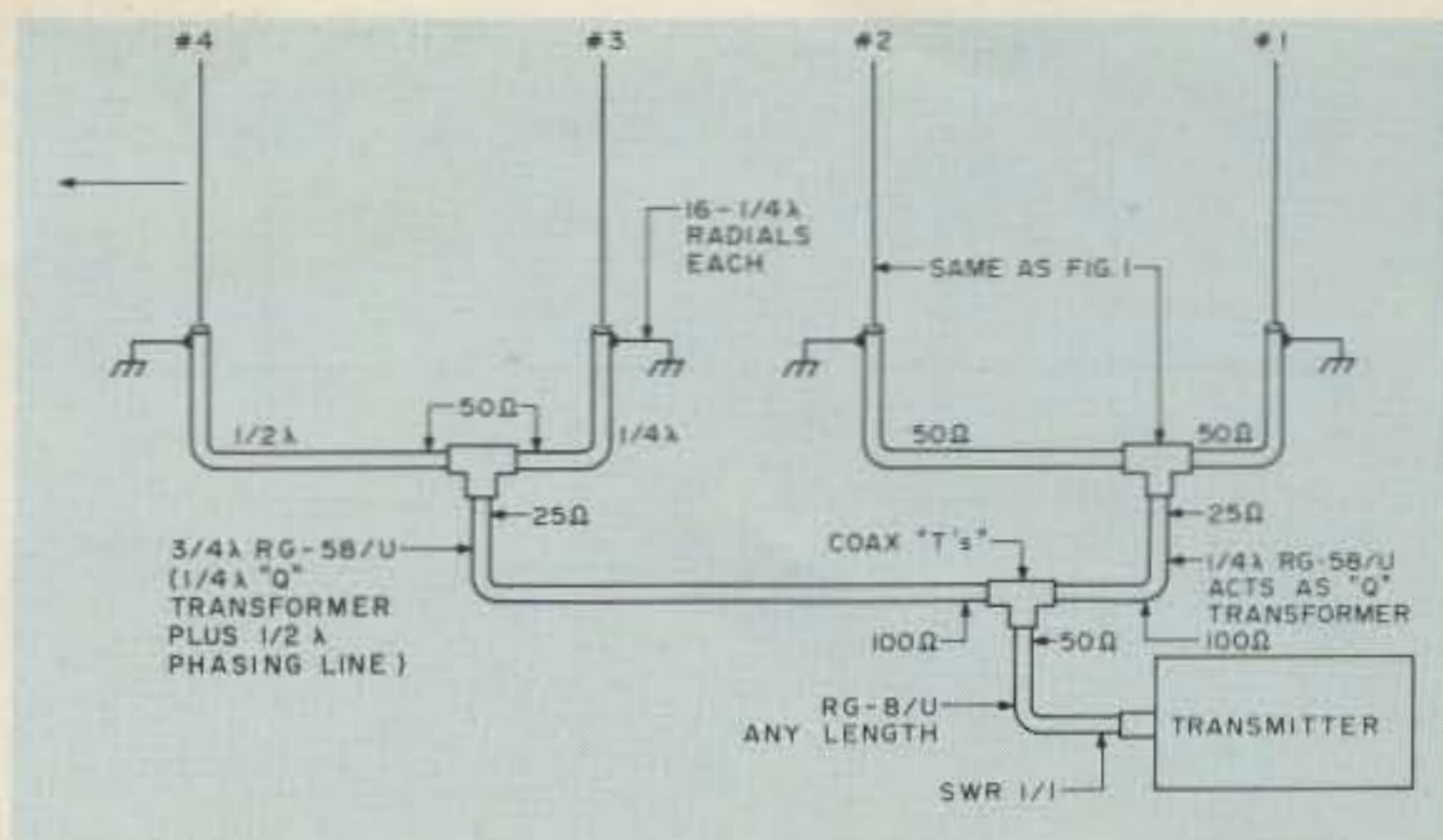


Fig. 2. Method of phasing and power division for the 4-element array.

driven element just before dark. There was no time to install radials, but I did have a good (?) ground, four pipes driven into the moist soil to a depth of 3 feet.

At 6:00 am the next morning, I called CQ and was elated that VK3AKK answered and gave a report of strength 5 on a rather poor band. I was delighted that the first QSO on my new Australian beam was with a VK station. Anxious to see how much better it was than my other antennas, I switched in turn to a Hustler 4BTV, a dipole, and an eight-wavelength longwire. Ken came back saying: "Don't slash your wrists or cut your throat with this report, but although your new beam is a good S-5, the 4BTV ground plane is an S-7 and the dipole is an S-9. The longwire (pointing at South America) is an S-6."

So, back to the drawing board! It seems I have read somewhere that a pipe driven into the ground makes a good lightning arrester but not an rf ground! An swr check showed an extremely high swr ratio, so a 50-Ohm dummy load was placed at the far end of the coax. The swr came down to 1 to 1, showing the cable to be OK. Realizing that the trouble was probably due to the lack of a ground plane, four radials, each 1/4 of a wavelength long, were in-

stalled at the base of each element. The swr immediately came down to 3 to 1.

A field-strength meter was set up about 60 feet in front of the beam, and the lengths of each element were varied in steps of 2 to 3 percent both ways with no very conclusive results. The elements did not want to tune. It appeared that I was trying to adjust the length of an element an inch or so at a time against some unknown random length of a ground system. Four more radials were added, making a total of eight radials per element. I reset the lengths of each element to 5 and 10 percent shorter for the directors and 5 percent longer for the reflector and ran another swr check. The swr was now down to 2 to 1, a worthwhile improvement.

The next morning, another CQ raised VK4AGL. The new beam was beginning to work. Joe gave me the following comparative report: new beam S-9, dipole S-8, 4BTV S-7, longwire S-5. It appeared I was now in business, so I started adding more elements, more radials, and a 4-to-1 step-down transformer. After each change, I would collect comparison reports for about a week. The greatest improvement in reports resulted from increasing the radials to 16 per element. The final 8-element

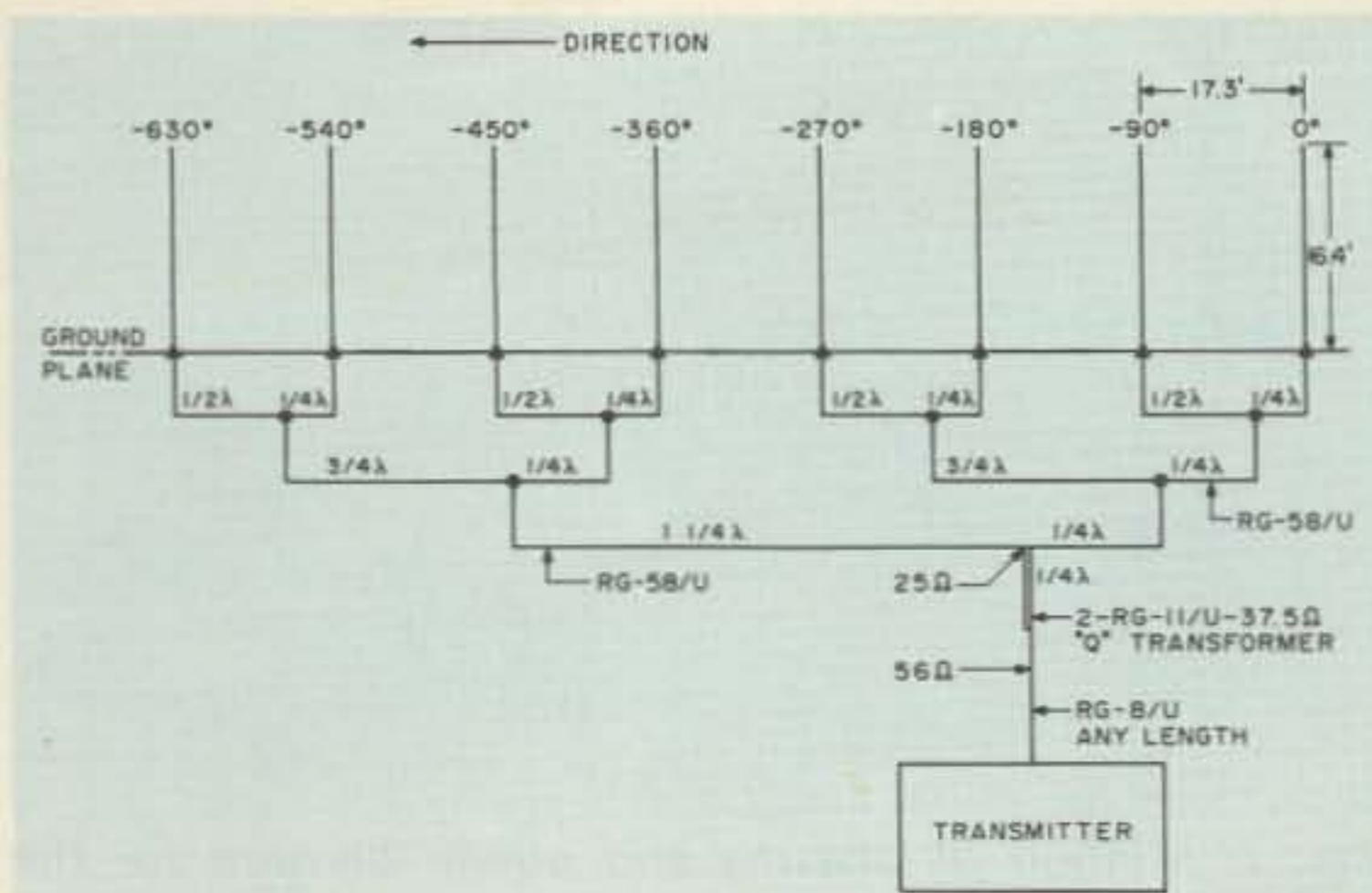


Fig. 3. Feeding and phasing an 8-element array. Note the 37.5-Ohm Q transformer. Refer to Fig. 5.

yagi beam gave a consistent two S-unit increase in signal strength (about 12 dB) over the best of my reference antennas. I still was not happy with the beam because I could not see any definite results from trying to tune it. Adjusting the lengths of each of the eight elements became very tedious and time-consuming. It was decided, therefore, to try an all-driven 8-element phased array, starting with two elements, then going to four, and then to all eight.

Phased Array

In a phased array, there are two things to watch out for: First, if $\frac{1}{4}$ -wavelength spacing between elements is used for end fire, then there must be a 90-degree lag between elements, and second, the power must be divided equally among all elements.⁵ The first problem is solved by feeding the first element directly from the coax from the transmitter and then feeding the second element through an extra $\frac{1}{4}$ wavelength of coax. Now, obviously, an electrical $\frac{1}{4}$ wave of coax, 11.4 feet, will not reach between two $\frac{1}{4}$ -wave spaced elements, 17.3 feet; therefore, we must lengthen the coax to each element by an equal amount. For ease in grid-dipping each length of coax, I chose to lengthen

each coax by $\frac{1}{4}$ of a wave. Refer to Fig. 1 for the power division and phasing of the first two elements. The formula for the electrical length of a quarter wavelength of coax is: L in feet = $246 \times V/f = 11.39$ feet when f (frequency in MHz) = 14.25 MHz and V (velocity factor) = .66.

Handbooks say that V equals .8 for foam dielectric RG-8/U and .66 for solid dielectric. This makes a good starting point. Be sure to grid-dip your particular coax to 14.250 MHz, each time checking the grid-dip frequency on your receiver. Solder a 1-inch diameter loop onto a coax chassis fitting and then screw on the length of coax to be checked. If it is solid dielectric cable, then it should be cut to a few inches longer than .66 times $\frac{1}{4}$, $\frac{1}{2}$, $\frac{3}{4}$, or $1\frac{1}{4}$ wavelengths and then pruned to length with the grid-dipper. When dipping the $\frac{1}{2}$ -wave coax, set the dipper at 7.125 MHz and read its second harmonic at 14.250 MHz. For all odd quarter wavelengths of coax, set the dipper at 14.250 MHz. The end of the cable you are pruning must be open-circuited. It was interesting to note that none of my coax had a velocity factor, V, of .66; it varied from .59 to .62.

Referring again to Fig. 1, you will note that the

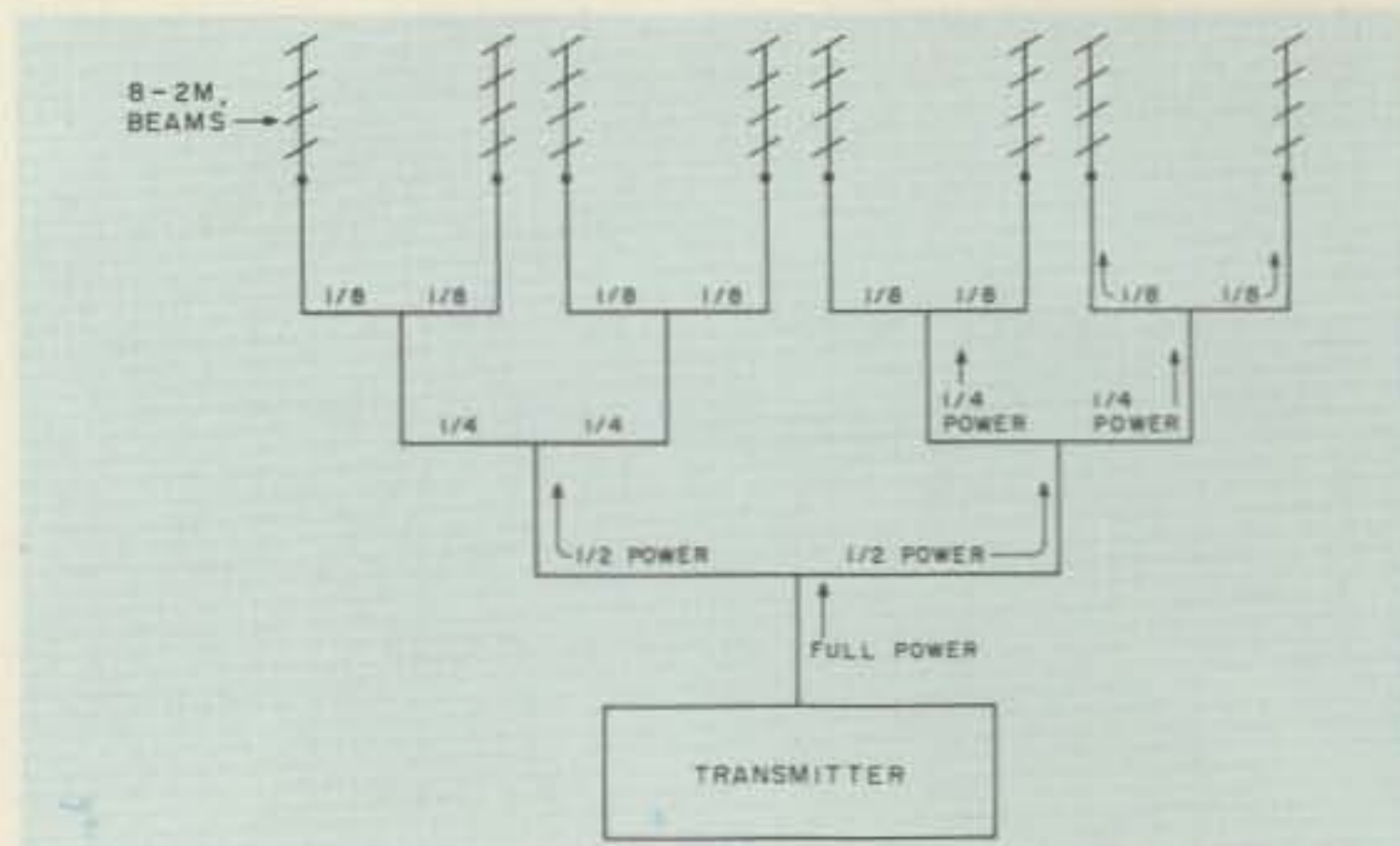


Fig. 4. Feeding eight 2 meter beams in phase with equal power. Feedlines to all beams are of equal length for in-phase operation. This is the type of phasing harness to use for broadside directivity of the 8-element array.

power from the transmitter is hopefully divided in half by the coax "T", one half going to element #1 and the other half going to element #2. Also note that points A and B are equidistant from the coax "T"; therefore, there is no phase difference between them. There is, however, an additional $\frac{1}{4}$ wavelength of coax between points B and C; therefore, it takes the signal that much longer to reach point C. Since there are 360 degrees in a wavelength, $\frac{1}{4}$ of a wave equals 90 degrees, and the signal in element #2 is said to "lag" that in element #1 by 90 degrees. This same method of feed will be used for each pair of elements.

This 2-element phased array was used for a week working VKs and ZLs, with results equal to the 4-element parasitic beam. Of course, by now I had a better ground plane than earlier. Next, two more driven elements with $\frac{1}{4}$ -wave spacing were added. In each case, the division of power was hopefully accomplished by simply installing a coaxial "T" in the line as shown in Fig. 2. Phasing was accomplished by feeding the two pairs of elements through a $\frac{1}{4}$ -wave and a $\frac{3}{4}$ -wave section of coax as shown. The reason for doing this was to avail myself of a pair of

$\frac{1}{4}$ -wave matching transformers. If each of the driven elements had feed-point resistances of 50 Ohms, they would be in parallel at the first "T", producing 25 Ohms of output. Now, if we connect in a 50-Ohm coaxial transformer an odd number of quarter waves in length, we can raise this 25 Ohms to 100 Ohms. $Z_o = \sqrt{Z_r \times Z_s}$, where Z_o is the line impedance (in our case, for RG-8/U, 50 Ohms), Z_r is the impedance at one end, and Z_s is the impedance at the other end, 25 Ohms. $Z_r = Z_o^2/Z_s = 50 \times 50/25 = 100$ Ohms.

Now, at the next "T", we have two 100-Ohm resistances in parallel, giving us the desired 50 Ohms for the RG-8/U. An swr check bears this out. The swr with two elements was a little over 1.5 to 1. With the four elements and the transformers, it dropped to almost 1 to 1. The element lengths and the spacing had been calculated from the following formulas: All $\frac{1}{4}$ -wave elements, length in feet = $246 \times .95/14.250 = 16.4$ feet. All element spacing, in feet = $246/14.250 = 17.26$ feet.

A week of operation proved that the four phased elements equaled the 8-element parasitic beam. Many VKs and ZLs were worked, as well as some long-path contacts to

DSI COMMUNICATIONS SERIES

1.3GHz — 1GHz — 700MHz



MODEL C1000 10Hz to 1GHz

\$499⁹⁵

- INCLUDES BATTERY PACK
- AUTO ZERO BLANKING
- AUTO DECIMAL POINT
- 10MHz TIME BASE

Accuracy . . . that's the operational key to this rugged advanced design Model C1000 1GHz frequency counter . . . a significant achievement from DSI. That's because you get . . . **.1 PPM** 0° to 40°C proportional oven time base . . . Built in 25DB preamplifier with a 60DB adjustable attenuator . . . x10 & x100 audio scaler which yields .01 Hz resolution from 10Hz to 10KHz equivalent to 10 sec. & 100 sec. Gate Time . . . Selectable .1 & 1 sec. time base and 50 ohms or 1 meg ohm input impedance . . . Built-in battery charging circuit with a Rapid or Trickle Charge Selector . . . Color keyed high quality push button operation . . . All combined in a rugged black anodized (.125" thick) aluminum cabinet. The model C-1000 reflects DSI's on going dedication to excellence in instrumentation for the professional service technician, engineer, or the communication industry.

MODEL C700 50Hz to 700MHz

\$369⁹⁵

- INCLUDES BATTERY PACK
- AUTO ZERO BLANKING
- AUTO DECIMAL POINT
- 10MHz TIME BASE

ALL NEW! All UNPARALLELED DSI QUALITY! The model C 700 700 MHz frequency counter features . . . **.2 PPM** 0° to 40° C proportional oven time base . . . 25db preamplifier with a 60db adjustable attenuator. Built in battery charger with a rapid or trickle charge selector . . . Combined in a rugged (.125" thick) aluminum cabinet makes the C700 ideal for the communication industry and professional service technician.

3600A OWNERS: Up date your 3600A frequency counter to a C 700 includes, new back board, **.2PPM** proportional oven, 25db preamplifier, rugged .125" thick aluminum cabinet, order 3600A-700. Unit must be returned to DSI factory for modification.

DSI — GUARANTEED SPECIFICATIONS — FACTORY ASSEMBLED — MADE IN USA

Model	Frequency Range	Proportional Oven Accuracy Over Temperature	50Hz To 75MHz	75MHz To 500MHz	500MHz To 1GHz	Number Of Digits	Size Of Digits	Power Requirements	Size
C700	50Hz to 700MHz	.2PPM 0° to 40°C	50MV	10MV	NA	8	.5 Inch	115 VAC-BATT 8 to 15VDC	3"H x 8"W x 6"D
C1000	10Hz to 1GHz	.1PPM 0° to 40°C	20MV	1MV	>50MV	9	.5 Inch	115VAC-BATT 8 to 15VDC	4"H x 10"W x 7½"D

— All Units Are Factory Assembled, Tested And Carry A Full 5 Year Limited Warranty —

FREE

*Strongest warranty in the counter field.
Satisfaction Guaranteed.*

FOR MORE INFORMATION

Call Toll Free: (800) 854-2049
DSI INSTRUMENTS, INC.

California Residents, Call Collect: (714) 565-8402

VISA • MC • AMERICAN EXPRESS • CHECK • MONEY ORDER • COD

7914 RONSON ROAD, #G, SAN DIEGO, CA 92111

Model C 700 **\$369.95**


3600A-700 Factory Update (3600A only)
Includes Labor & Re-Calibration **\$199.95**

Model C 1000 **\$499.95**

Opt. 01 1.3 GHz (C1000 only) **\$ 99.95**

Opt. 02 .05 PPM 10MHz Double Oven
0° to 50°C Time Base (C1000 only) **\$129.95**

Ant. 210 Telescopic Ant./BNC Adapter **\$11.95**



A view of the array from the highway with our old cattle barn in the background. This view is looking to the east off the back of the array and causes considerable comment among passing CBers. I often notice truck drivers looking out their windows with mike in hand . . . "Got your ears on, good buddy?"

the Indian Ocean, South Africa, and the South Atlantic. Another set of four elements was installed, one at a time, in line and phased, the same as shown in Fig. 3. The second group of four elements was delayed the proper number of degrees each by feeding them off another "T" with a $1\frac{1}{4}$ -wavelength coax line.

The method of power

division into eight equal parts is patterned after the way you would divide the power to eight two meter beams. I used this method very successfully in the 1950s on a 32-element beam for 144 MHz. Fig. 4 shows how it is done. No measurements have been made to find out exactly what the power division actually is between elements; however, judging by the ar-

ray's performance, it must be fairly correct.

Swr measurements with various numbers of elements are as follows: 1 element, 1:1; 2 elements, 1.5:1; 3 elements, 3:1; 4 elements, 1:1; 5 elements, 2:1; 6 elements, 3:1; 7 elements, 2:1; 8 elements, 1.5:1. The addition of a $\frac{1}{4}$ -wave Q transformer, Fig. 5, made up of 2 parallel lengths of 75-Ohm

coax, as shown, raised the 25-Ohm output of the last "T" to 56 Ohms, close enough to 50 Ohms to give an swr of 1:1 for the transmitter to look into. Several weeks of tests on the completed 8-element phased array show that it tops the parasitic beam by a good S-unit. This is perhaps because I was never able to get all six directors and the reflector properly tuned for maximum gain. It appears that a parasitic element requires a much more perfect ground plane for tuning than does a driven element. At any rate, the all-driven array was much easier to get going than was the parasitic array. I suspect that an all-driven 4-element rotary beam would outperform a conventional yagi.

Construction

A readily available source of inexpensive tubing for this array is thin-walled galvanized steel electrical conduit, found at most electrical supply houses or discount stores. Each element is made up of a 10-foot top section of $\frac{1}{2}$ -inch diameter tubing telescoped into an 8-foot bottom section of $\frac{3}{4}$ -inch diameter tubing. The two sections are accurately measured to 16.4 feet and then fastened together with three 10/32 machine screws tapped into the outside tube.

The ground post is a 5-foot section of 1-inch-diameter tubing driven 3 feet into the ground with a sledgehammer. Be careful to get it exactly vertical using a carpenter's level so that all your elements will line up nicely. Cut off the top 2 inches to get rid of the deformed part caused by the pounding.


The driven elements are each insulated from the ground posts with thick-walled plastic conduit or rigid plastic water pipe.

This is cut into 3-inch lengths and split lengthwise, one size to fit the 3/4-inch conduit and one size to fit the 1-inch ground post. See Fig. 6. The RG-58/U is attached to the bottom of the element with a 10/32 machine screw, while the braid, after tinning, is clamped to the ground post along with 16 radials by using a stainless steel hose clamp right at ground level. The plastic insulators are squeezed into place with a C-clamp about 18 inches apart and held there with black vinyl electrical tape until the elements are secured with TV U-clamps.

Remember that the element length is from the top of the element to the point where the radials are clamped to the ground post. Fig. 7 shows the right and wrong way of attaching the radials. Keep the leads on the end of the coax as short as possible, as these add to the length of the driven element. It would be wise to give all the pieces of conduit a couple of coats of rust-proof paint before erection. Also, put corks in the top of each element and ground post to keep out water which will freeze and split the tubing in the winter. Tape the joint of the 1/2- and 3/4-inch tubes with vinyl tape for the same reason.

Ground Plane

There have been a number of papers published recently⁶ on the importance of ground radials or ground planes for vertical radiators. Most of these have been for single-element verticals or for shortened verticals. They have compared the efficiencies of several different ground planes using various numbers and various lengths of radials. A broadcast band station normally uses 120 radials, each 0.4 wavelengths long. If you plan to do this at 14




Looking west along the line of the array: The Connecticut River flows in the valley and the hills in the distance are in Vermont. Note that the top of the 7th element is just even with the horizon. A little trig with a pocket calculator tells us that our minimum angle of radiation is about 6 degrees.

MHz for each of 8 elements, you will have to bury about 5 miles of wire in your yard, and if you do not want any TVI, you had better solder each place that the wires might touch each other or insulate them well. See Fig. 8. A poor joint will rectify your signal and generate harmonics.

Since I had found no information on the number

of radials needed for an 8-element array, I decided to start with none and add them a few at a time until there was no longer any noticeable improvement. You have already read of the disastrous results with no radials and of the improvement as radials were added. If you decide to stop at 16 radials as I did, you will need $16 \times 8 \times 17$ or about 2176 feet of wire,

just under 1/2 of a mile. I bought two 1/4-mile spools of #17 galvanized electric fence wire from the local farm supply store for \$12. To solder the crossover points before burying the wire, I used acid core solder and then brushed the joint with baking soda to neutralize the acid. The radials were buried a maximum of 1 inch in the sod so that they would not get



This photo shows the use of coaxial fittings in construction of the 37.5-Ohm quarter-wave matching transformer. Refer to Fig. 5 for dimensions. RG-8/U from the transmitter connects at the bottom. The coax leaving the "T" at the top of the picture drives the right-hand and left-hand halves of the array, respectively.

tangled up in the lawn mower. The less "lossy" the dirt over the radials, the better. Fig. 8 shows the layout of the radial system. The dots indicate soldered crossover points.

Coaxial Cable

RG-8/U solid dielectric coax was used for the feed-line from the transmitter to the first "T". RG-59/U, 75-Ohm, was used for the 37.5-Ohm $\frac{1}{4}$ -wave transformer, and RG-58/U was used for the phasing harness. Of course, you could use the larger coax throughout if you have it available.

Results

How do you report on the merit of a new beam?

The usual method is to set up a field-strength meter and rotate the beam, noting how the field strength varies with different headings. You could calculate the theoretical gain⁷ or perhaps program a computer to do it for you. In this way, you could find out what the beam should do under certain conditions. What I wanted to know was what *would* the beam do under *actual* conditions. The only way to find this out is to call CQ DX and see from what direction your answers come. Then instantly switch back and forth between the beam and a fixed reference dipole and a reference $\frac{1}{4}$ -wave ground plane antenna and request

the DX station to give you comparative reports on the three antennas.

As a general rule of thumb, the gain of a beam increases by about 3 dB when you double its size. *The ARRL Antenna Handbook*⁸ states that a 3-element phased endfire beam has an average gain of 5 dB depending on several variables, while a 6-element beam has a gain of 8 dB. In an attempt to measure the gain of our new array with a homemade field-strength meter with a remote indicating

meter, we got a gain figure of 12 dB.⁹ In a test with W1PFB/mobile on a hill 20 miles away in Vermont on a bearing of 270 degrees, Glen reported the array was S-9, the Hustler 4BTV was S-4, and the dipole was S-2. At six dB per S-unit, this looks like a 30 dB gain, 1,000 times in power; well, you know how S-meters are. The average VK and ZL station, however, also reports the array 3 to 5 S-units better than the two reference antennas. The proof of the pudding is in the high percentage (about 95%) of answers to CQ DX that come from VK, ZL, and other southwest Pacific Ocean areas.

A possible explanation for the reports of 20- to 30-dB gain at a distance of 10,000 miles from an antenna that should only have a gain of 9 dB is that perhaps its angle of radiation exactly matches the angle of propagation for that distance and that the angles of radiation of the 4BTV and the dipole do not. *The Handbook*¹⁰ states in Table 1, p. 18, that at 14 MHz, signals arrive 99% of the time at between 6 degrees and 17 degrees and

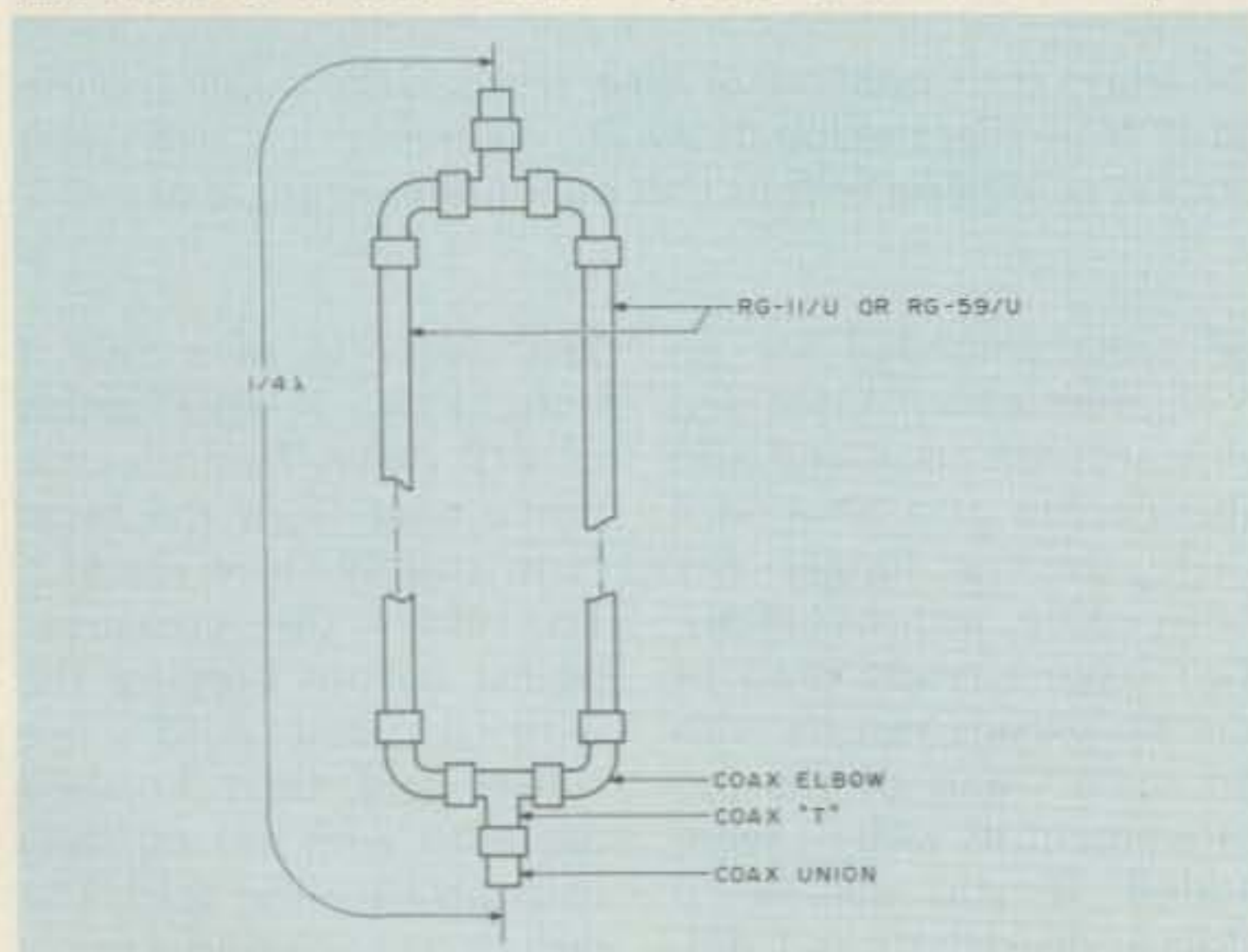


Fig. 5. 37.5-Ohm Q transformer—converts 25 Ohms to 56 Ohms.

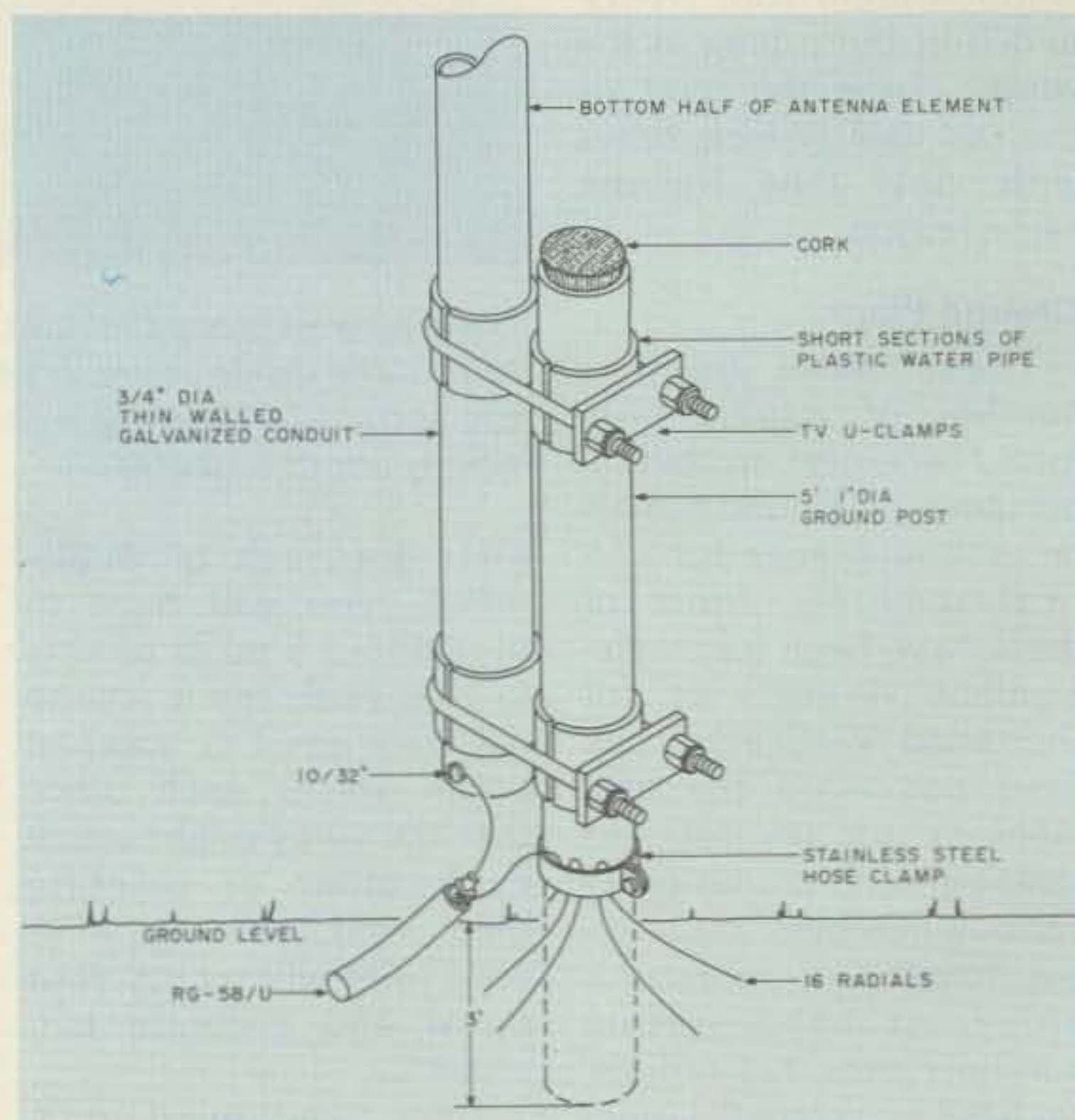



Fig. 6.

Flukemeter II.



Like the classic "Flukemeter" differential voltmeter of the fifties (inset), the new 8020A DMM offers a superb combination of performance and value for the seventies. Only \$169.*

You know Fluke for innovation in precision test and measurement instrumentation. For almost 30 years we've anticipated the measurement problems that come with fast-changing technology.

And we've done it again. Introducing the new 8020A digital multimeter.

The 8020A is built to the same high standards we've designed into its predecessors. The only difference is that the 8020A is smaller. And, of course, it costs a lot less.

You'll find the 8020A is the only DMM around with such impressive

features for only \$169,* now and for some time to come. Features that mean value and versatility, like 26 ranges and *seven* functions, including conductance (which measures leakage to $10^{10}\Omega$). And three-way overload protection. Hi-lo power ohms. And more.

In fact, the 8020A is 13 ozs. of pocketable benchtop instrument performance, in the Fluke tradition. Performance you can count on for up to 200 hours of use with its inexpensive 9V battery, single custom CMOS LSI chip and low-power, razor-sharp 3½-digit LCD display.

Great performance, low cost: *That's* Fluke tradition. Where else can you get a field reliable tool built to precision lab standards? Or, factory calibration that's NBS traceable, with 0.25% dc accuracy? And, of course, the Fluke 8020A has a full year warranty including all specifications, with worldwide service backup.

The quickest way to get one is to call (800) 223-0474, toll free. Give us your chargecard number and we'll ship one immediately. Or come into our Midtown Manhattan showroom, 54 West 45th Street, New York, NY 10036.

TOLL FREE HOT LINE 800-223-0474

Inside New York State call (212) 687-2224

**ADVANCE
ELECTRONICS** 

A FLUKE AUTHORIZED DISTRIBUTOR



Each of the eight elements is attached to its ground post as shown, using split sections of plastic water pipe for insulators held in place with mylar™ electrical tape and clamped together with TV U-clamps. Refer to Fig. 6.

arrive 50% of the time between 6 and 11 degrees. It is also pointed out that since the maximum single hop via the F2 layer is 2500 miles,¹¹ a signal traveling from New Hampshire to

Australia, 10,000 miles, would require a minimum of four hops. A signal radiated from a dipole 1/2 of a wave high would have a pattern like that in Fig. 9, with most of its power be-

ing radiated at an angle of 28 degrees. It would, therefore, require more hops to reach Australia, and since each hop attenuates the signal, it might be several S-units weaker than the array, thus accounting for the discrepancy in the gain figures between the array and the dipole.

Fig. 10 shows the vertical radiation of a vertical dipole with its center 1/4 of a wave above ground. It is believed that a 1/4-wave ground plane would have a similar pattern. Note that the effect of ground attenuation absorbs most of the radiation below 10 degrees. My 4BTV has 16 1/4-wave radials, more than usually used, but far less than the recommended 40 radials, each 0.4 of a wavelength long. Therefore, it may have a higher angle of radiation than the array and take one or two extra hops to reach Australia. Thus, with the ground attenuation and the extra hops, it might be even weaker than the dipole, and it appears to be. This same phenomenon, of course, also applies to rotary beams. For example, three identical beams with a gain of 8 dB will each exhibit completely different gains at a point 10,000 miles away, depending on the height at which they are mounted. The one exactly 1/2 of a wave above ground will be the weakest, the one 1 wave above ground will be an S-unit or so stronger, while the one 1 1/2 waves high will be by

far the strongest. At 2500 miles, however, they may be all equal.

Over a three-month period, more than 150 VKs and ZLs were worked, many of whom could not even be heard on the 4BTV or the dipole. QRM from the west is louder, of course, because the array points that way; however, most of these stations are still asleep at 6:00 am Eastern Time. The side-to-front and front-to-back ratios must be fairly good because QRM from Europe and South America is rarely a problem.

If you already have a quad at 60 to 100 feet, this array will not help you. If, on the other hand, you only have a tribander at 35 feet, you may do better in one direction with this phased array, saving the cost of a taller tower. If you are considering spending a bundle for a 60-foot tower and rotatable beam, you may do well to consider two or three of these arrays, each pointing toward needed new countries. Your ability to instantly switch direction with several of these arrays without waiting for a cumbersome rotary beam to turn is indeed a new experience in DXing.

This array, with its method of phasing and power division, may be scaled to other amateur bands. It is possible that top-hat loaded elements could be used on 80 and 40 to keep the height down to 16 feet.¹²

The directional characteristics, both horizontal

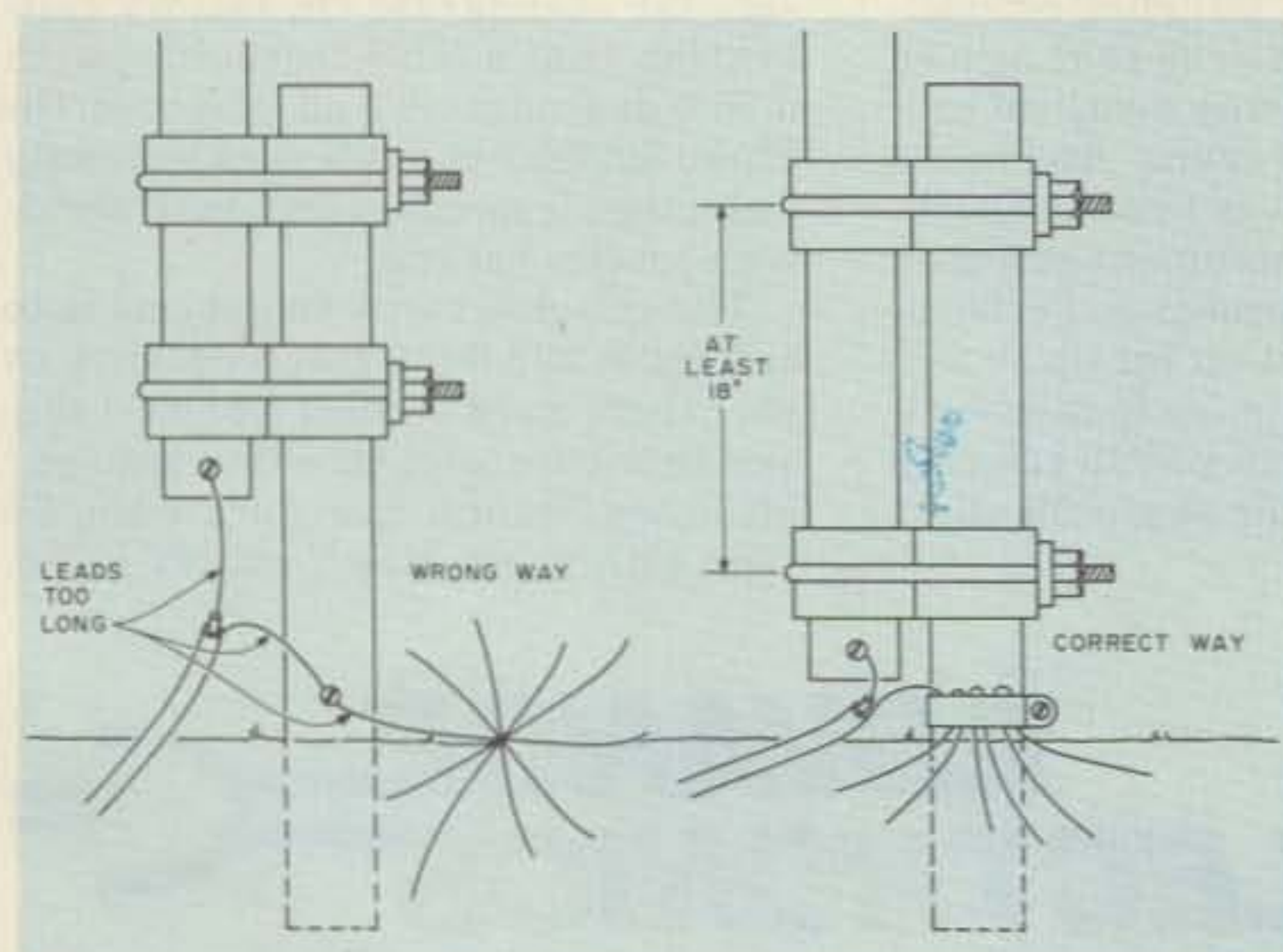


Fig. 7. Right and wrong ways of connecting radial system.

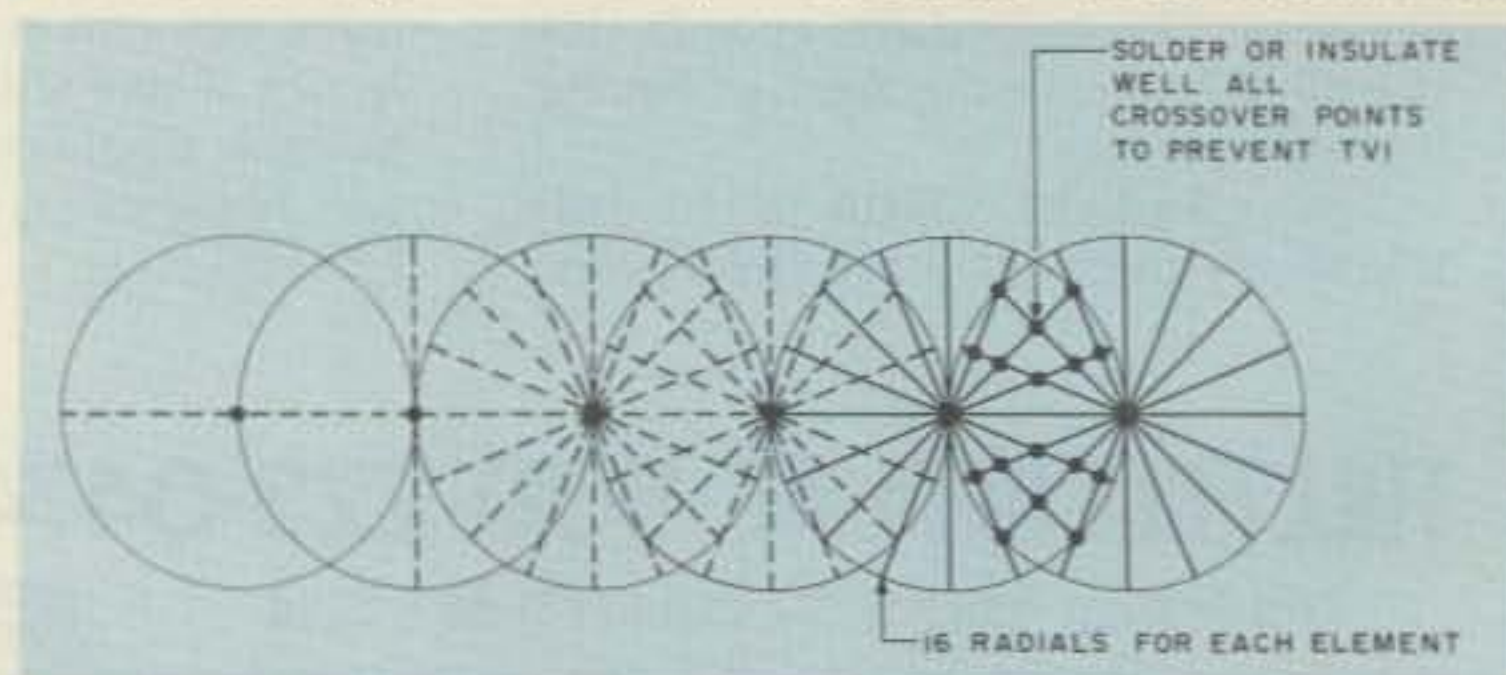


Fig. 8. Radial system shown in full for first two elements on the right. The other six are identical.

and vertical, of antenna arrays similar to the one discussed in this article may be found in various handbooks.¹³

The direction of radiation of this array may be switched end-for-end or broadside by bringing equal lengths of RG-58/U from each element into the shack to eight single-pole, three-position coaxial switches. Three different phasing harnesses would be switched into circuit.

Operation of the Array on 21 and 28 MHz

Recently, during a 10 meter band opening, I decided to check the swr of the 4BTV vertical on 28 MHz, and, to my surprise, it was 1:1. I was more surprised to find that the coaxial switch was in the 20 meter array position, not the 4BTV position. Further measurements showed the swr of the array on 10 meters to be as shown in Fig. 11. Next, the swr was measured on 21 MHz. These figures indicate that the array should work on both 10 and 15 meters, and indeed it does. On 10 meters, the swr is 1:1 around 28.5 MHz and is below 1.5:1 from 28.1 to 28.8 MHz as shown. On 15 meters, the swr is 1.3:1 at 21.150 and is below 1.7:1 from 21 to 21.450 MHz. Listening and transmitting tests confirmed that on the ten meter band the directivity was essentially the same as that on the 20 meter band. Signals from the west peaked up a couple of S-units, while signals



Four more radials were added after this picture was taken, making a total of sixteen; all were from 16 to 20 feet in length. The author employed a trained mole; however, any sharp-pointed garden-weeding or cultivating tool may be used to scratch the shallow trench needed to bury the radial about 1 inch. Refer to Fig. 8.

from the south and north-east fell off a couple of S-units compared to the 4BTV and the dipole. On 21 MHz, the directivity was less pronounced, but the array proved to be effective, equal to or better than the 4BTV or dipole in the westerly direction.

Why does a 20 meter array work on 15 and 10 meters? Terman⁷ states that an endfire array consists of identical antennas arranged along a line carrying equal currents excited so that there is a progressive phase difference between adjacent antennas equal in cycles to the

spacing between these antennas in wavelength. He further states that the gain of the array is proportional to the length of the array, but is independent of the spacing of the elements provided that the spacing does not exceed a critical value of about $3/8$ wavelength. Greater spacing is permissible under certain conditions. The array being described fulfills the above conditions on 14 MHz with a 90-degree phase lag and $1/4$ -wave element spacing. On 21 MHz, using the same phasing

harness, the phase lag becomes 135 degrees with the $3/8$ -wave spacing between elements. On 28 MHz, we have a 180-degree phase lag with $1/2$ -wave spacing. In other words, the phase lag between elements is correct for the element spacing on each of the three bands. The element lengths, however, are incorrect on 21 and 28 MHz. On 21 MHz, the elements are $3/8$ of a wave long, as are the $1/4$ -wave Q transformers. It is not quite clear why it works as well as it does on 15 meters. On

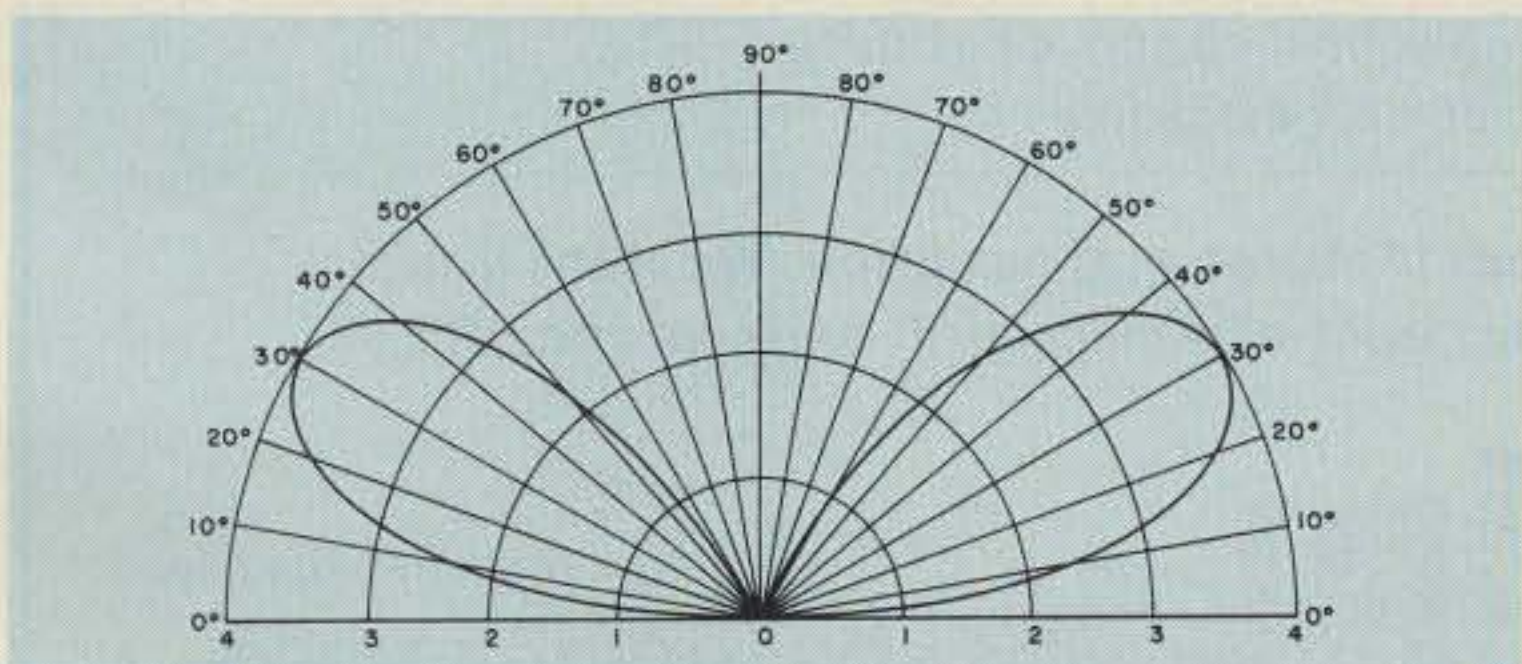


Fig. 9. Vertical angle of radiation of a half-wave dipole at a height of $1/2$ -wave above a perfectly conducting ground.

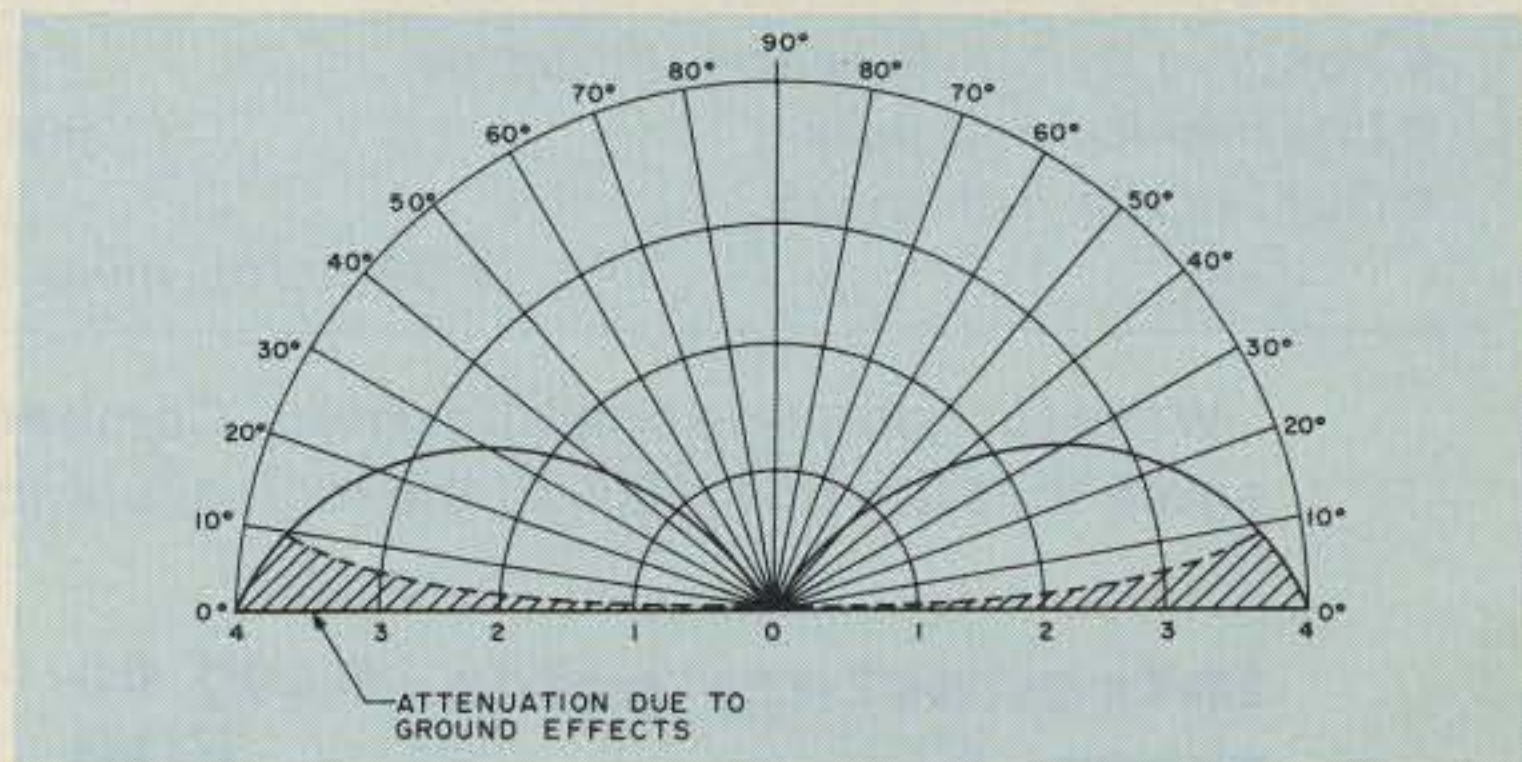


Fig. 10. Vertical angle of radiation from a half-wave vertical antenna whose center is $1/4$ -wave above a perfectly conducting ground.

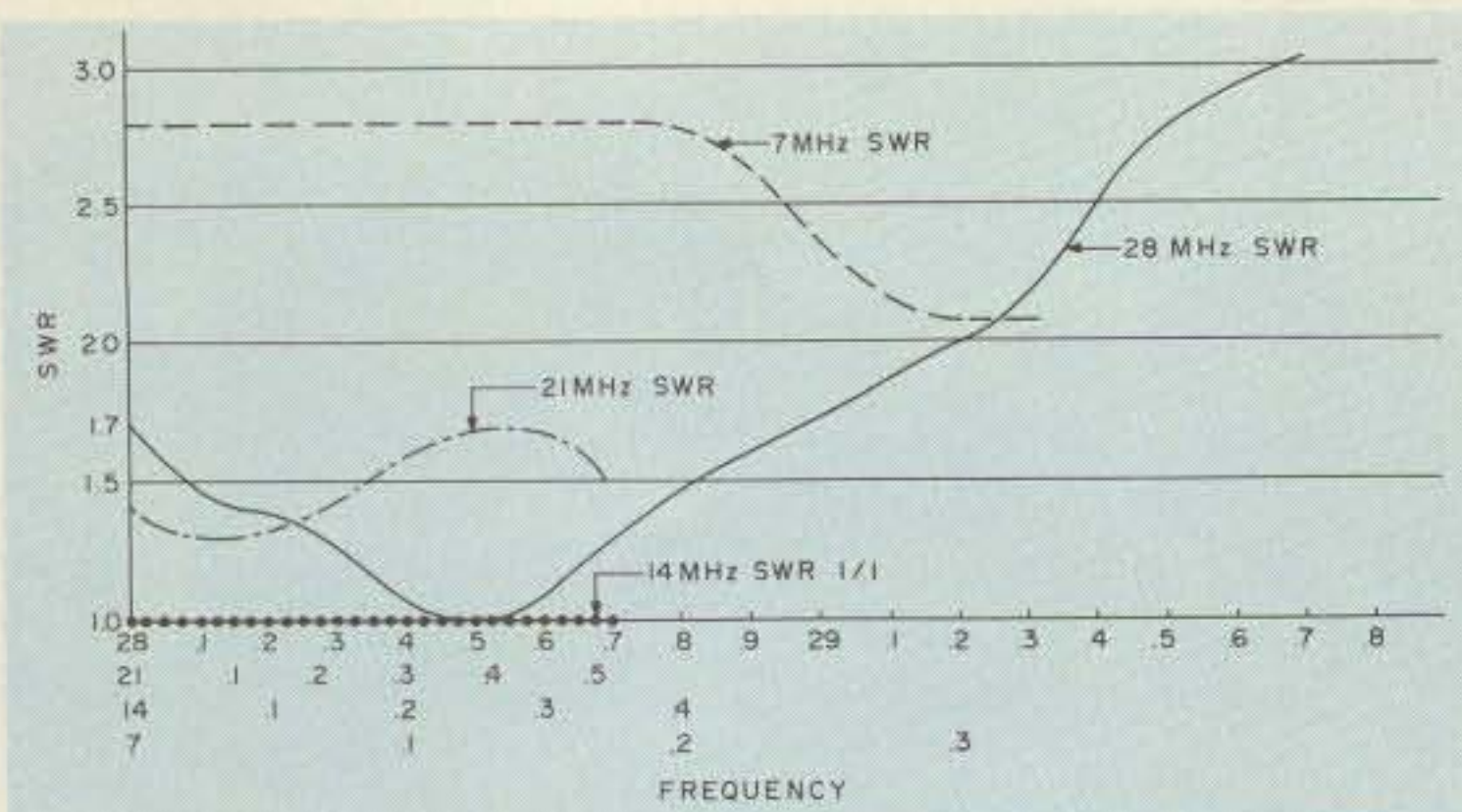


Fig. 11. Swr curves for 7 MHz through 28 MHz for the array.

28 MHz, where the elements are $\frac{1}{2}$ of a wave long, it would appear that we are trying to feed a high impedance point with a low impedance feeder. There is undoubtedly a very high swr on the coax nearest to the elements. The losses will be low since the coax is short. Since our $\frac{1}{4}$ -wave Q transformers are now $\frac{1}{2}$ of a wave long, they no longer act as Q transformers but simply repeat the impedance from one end to the

other. At each "T", we parallel these impedances and cut them in half, thus reducing the swr as we get nearer to the transmitter. Terman shows that the gain with $\frac{1}{2}$ -wave spacing is only about $\frac{1}{2}$ that of $\frac{1}{4}$ -wave spacing; however, since the array on 10 meters is twice as long as it is on 20 meters, the gain doubles and therefore is about the same as on 14 MHz.

P.S. It works like a bomb on CB. ■

References

1. Atchley, "Switchable 4-Element 80 Meter Phased Array," *QST*, March, 1965, p. 48.
2. Atchley, "360° Steerable Vertical Phased Array," *QST*, April, 1976, p. 27.
3. Atchley, "Up-dating Phased-Array Technology," *QST*, August, 1978, p. 22.
4. Lawson, "Simple Arrays of Vertical Antenna Elements," *QST*, May, 1971, p. 22.
5. Elliott, "Phased Verticals for 40," *QST*, April, 1972, p. 18.
6. Hall and Myers, "Phased Verticals," *QST*, August, 1972, p. 36.
7. Botts, "A Four-Element Vertical Beam for 40/15 Meters," *QST*, June, 1975, p. 30.
8. La Baume, "A Multiband Phased Vertical Array," *QST*, February, 1976, p. 28.
9. Fenwick and Schell, "Broadband, Steerable Phased Array," *QST*, April, 1977, p. 18.
10. Lawson, "75/80 Meter Vertical Square Array," *QST*, March, 1971, p. 18.
11. Mayo, "7 Mc Beam for the Small Yard," *QST*, September, 1952, p. 25.
12. Sevick, "The W2FMI 20 Meter Vertical Beam," *QST*, June,

13. 1972, p. 14.
14. Jones, "7 Mc Vertical Parasitic Array," *QST*, November, 1973, p. 39.
15. 4. *The ARRL Antenna Handbook*, 13th Edition, p. 323.
16. 5. Terman, *Radio Engineer's Handbook*, 1st Edition, p. 800, McGraw-Hill Book Co.
17. 6. Sevick, "Short Ground Radial Systems," *QST*, April, 1978, p. 30.
18. Stanley, "Optimum Ground Systems for Vertical Antennas," *QST*, December, 1976, p. 13.
19. 7. Terman, *Radio Engineer's Handbook*, 1st Edition, p. 801, McGraw-Hill Book Co.
20. 8. *The ARRL Antenna Handbook*, 13th Edition, p. 138.
21. 9. *The Radio Amateur's Handbook*, ARRL, 1978 Edition, p. 531.
22. 10. *The ARRL Antenna Handbook*, 13th Edition, p. 18.
23. 11. *The ARRL Antenna Handbook*, 13th Edition, p. 17.
24. 12. Sevick, "The W2FMI Ground Mounted Short Vertical," *QST*, March, 1973, p. 13.
25. 13. Terman, *Electronic and Radio Engineering*, 4th Edition, pp. 872-880, McGraw-Hill Book Co.

NEW! RTTY DEMODULATOR

A RTTY DXers' Dream



FSK-1000

At IRL, we believe that the RTTY ham should be limited by his skill as an operator—not by his demodulator. The FSK-1000 was conceived and specifically engineered for use on the crowded HF ham bands, to give the serious DXer, contest operator, or MARS station a competitive edge when the QRM gets rough. For those who desire top-of-the-line performance, the FSK-1000 offers:

- Optional three shift AFSK keyer
- Optional Baudot/ASCII Video driver
- Positive dynamic range indicator
- Internal loop supply
- Dual mode autostart
- True limiterless operation over wide dynamic range
- Ultra-sharp selectable-bandwidth filters for each tone—wide = 100 Hz; narrow = 55 Hz
- Accurate tuning accomplished with individual meters for mark and space channels
- Decision level correction circuitry

Write for complete specifications. Compare our features and our price. We think you'll agree that the FSK-1000 is the logical choice for cost-effective high performance RTTY.

introductory price \$397.00
FOB



IRL ✓127

2686 SOUTHRIDGE DRIVE
COLUMBUS OH 43224

TEL.# 614-864-2464

Why Buy Microlog??

*compare these EXCLUSIVE features
for silent RTTY/Morse operation*

AVR-2 Digital Receiving and Display System for Morse and RTTY (Baudot and ASCII).

Exclusive Features/Options:

- New** On Screen Display of Received Morse Speed
Real Time, 24 Hour, 6 Digit Clock
Normal or Magnified Display
Normal or Inverted Video (Black or White)
Continuous Display of Operating Mode
Regenerated Audio Tone
Audio/Visual Tuning Indicators
- New** Computer Trainer with Audio Cassette Interface



*From
\$399.⁰⁰*

*9" Monitor Shown \$189.00

AKB-1 Programmable Memory Keyboard for Morse and RTTY. Converts information typed in plain text to Morse and RTTY (Baudot and ASCII).

Exclusive Features/Options:

- New** "Brag Tape" Interfaces With Your Personal Audio Cassette Recorder
Store in Message Memory While in Transmit or Receive Modes
Quadruply Redundant Gold Plated Keyboard Switches
All Control Functions are Keyboard Operated — Digital or Analog
Selection of Morse Speed
Automatic Transmit/Receive Switch
- New** Expanded Text and Message Memories to 1950 Characters
Automatic CW Identification in RTTY
Generates 5 Character Random Code Groups for Practice
A Full 63 Key Keyboard
Engraved Personalized Call Letter Key



*From
\$299.⁰⁰*

(Some features above are extra cost options which may be added to the basic equipment at any time.)

*Other Monitors Available or use your own TV with R.F. Modulator \$29.95

Prices Subject to Change

One year warranty on all products. Add \$4.00 shipping per item. MD residents add 5% sales tax.




✓ M55

MICROLOG
CORPORATION

4 Professional Drive — Suite 119
Gaithersburg, Maryland 20760
Telephone (301) 948-5307

All Bands Preamplifier



- Improved reception. For receivers and transceivers.
- Continuously tuneable 1.8 - 54 MHz. Covers all amateur bands 160 to 6 meters; all shortwave broadcast bands.
- Low noise figure. Up to 20 db gain. Reduces image and spurious response.

Here is an exciting new device to improve your reception on all bands 1.8 to 54 MHz. It gives up to 20 db extra gain and the low noise figure of a dual gate FET to pep up your noisy receiver or transceiver. And it adds a high Q tuned circuit to give improved overload capability and image reduction. Makes that tired old rig come to life again. Even helps new models dig into weak signal territory.

Works with all transceivers up to 350 watts input power. A unique and improved circuit automatically bypasses the preamplifier when the transceiver transmits. The bypass delay is continuously variable by front panel control.

The low profile cabinet takes minimum operating table space. A heavy die cast case gives better shielding and isolation. size: 6" x 7" x 2" high. A built-in 117 volt AC supply and a connecting coaxial cable for the transceiver are included.

Order yours now! Price \$89.50 plus \$2 shipping/handling U.S. & Canada. Calif. residents add sales tax.

Palomar Engineers

Box 455, Escondido, CA. 92025 • Phone: [714] 747-3343

MESSAGE MEMORY KEYS

"BRAND NEW"



\$69.95

Features:

- Advanced CMOS message memory
- Two (50 char. each) message storage
- Repeat function
- Records at any speed—plays back at any speed
- Longer message capacity
- Example: send CQ CQ CQ DX de WB2YJM WB2YJM K—then play second message on contact—de WB2YJM QSL NY NY 579 579 Paul Paul K
- Use for daily QSOs or contests

PLUS:

- State-of-the-art-CMOS keyer
- Self completing dots and dashes
- Both dot and dash memory
- Iambic keying with any squeeze paddle
- 5-50 wpm
- Speed, volume, tone, tune and weight controls
- Sidetone and speaker
- Low current drain CMOS battery operation—portable
- Deluxe quarter-inch jacks for keying and output
- Keys grid block and solid state rigs
- WIRED AND TESTED FULLY GUARANTEED—LESS BATTERY




\$36.50

CMOS Electronic Keyer

Features:

- State-of-the-art-CMOS circuitry
- Self completing dots and dashes
- Dot and dash memory
- Iambic keying with any squeeze paddle
- 5-50 WPM
- Speed, volume, tone controls, side tone and speaker

- Low current drain CMOS battery operation
- Deluxe quarter inch jacks for keying and output
- Handsome eggshell white base—woodgrain top
- Compact and portable 1-7/8 x 4-1/4 x 6-1/4
- Grid block keying
- Wired and tested—fully guaranteed—less battery



TRAC - KEY

FEATURES:

- Twin paddle squeeze key
- Extra heavy base—non-skid feet
- Adjustable contact spacing
- Touch tension—comfort keying
- Smooth friction free paddle movement
- Handsome crinkle finish base and rich red paddles
- Five way binding posts
- Use with Trac CMOS keyer or any keyer

\$25.95

plus \$2.00 s/h
NY res. add tax

AT YOUR DEALER OR SEND CHECK OR MONEY ORDER.

TRAC ELECTRONICS, INC
1106 RAND BLDG. T18
BUFFALO NY 14203

"Thanks for making a tough little radio..."



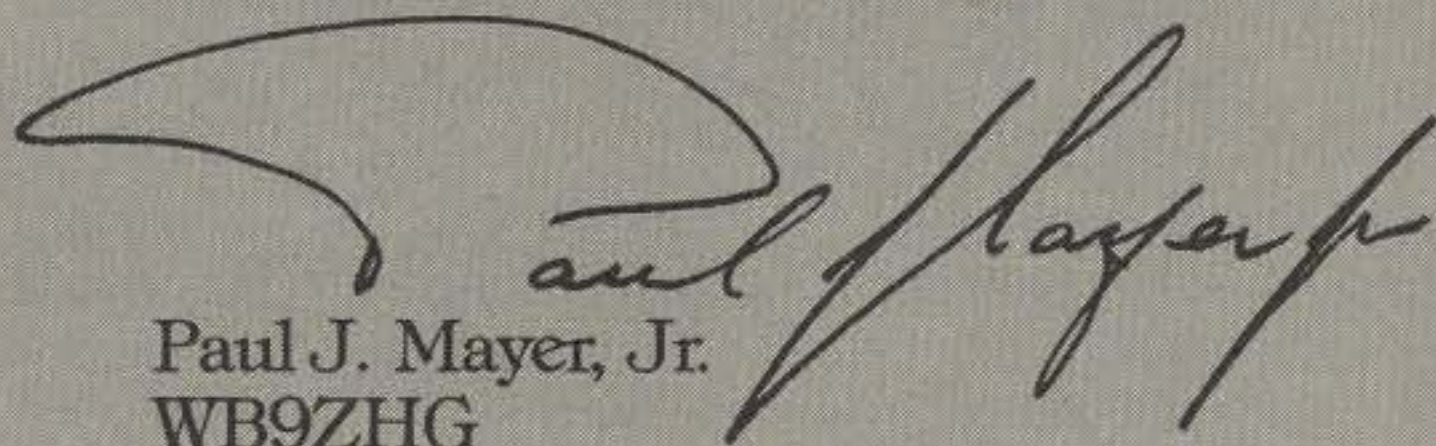
Dear ICOM,


This letter will explain what happened to my ICOM IC-215 while on a Two Meter Fox Hunt. First of all, I want to thank you for making such a fine fox hunting radio. I have had eight first place wins in a row using this radio. However, as you can see by the enclosed photographs, I had a mishap with the rig.

While on my last hunt (which was a first place by the way) I had dropped the radio out of my Jeep Cherokee while getting out to find the fox. I didn't realize that I had done so until we were leaving the area in which they were hiding. Well the fox was hid deep in the woods, and the ground was very muddy, and all the other four wheel drive vehicles were on the way to the spot where I thought that the radio might have dropped. So we raced back to the spot, to find that the radio was run over by a seven thousand pound truck and mashed into the ground! Now this might have been a real catastrophe, but the radio was still in working order. One of the other hunters had found the radio just before I had arrived on the scene and thought that the sound coming from the ground was the fox!

Well as you can see, the only real damage is to the case, and my self-installed tone pad has expired. So thanks for making a tough little radio, and keep up the good work.

Sincerely,


Paul J. Mayer, Jr.
WB9ZHG



HF/VHF/UHF AMATEUR AND MARINE COMMUNICATION EQUIPMENT

DISTRIBUTED BY:



ICOM

ICOM WEST, INC.
Suite 3
13256 Northrup Way
Bellevue, Wash. 98005
(206) 747-9020

ICOM EAST, INC.
Suite 307
3331 Towerwood Drive
Dallas, Texas 75234
(214) 620-2780

ICOM CANADA
7087 Victoria Drive
Vancouver B.C. V5P 3Y9
Canada
(604) 321-1833

CW with a Nordic Flair — new life for the Viking I

Butcher your boat anchor.

For the CW op who is looking for a respectable signal with minimum cash outlay, here's a chance to put a quarter kilo on the bands for about two bits per Watt.

The recipe for this treat has, as its main ingredient, one of the old boat anchors that were "in" before the advent of the filamentless tube. We refer to rigs in the

Viking class which can be acquired at hamfests for anywhere from \$30 to \$100. Prices generally are inversely proportional to the algae accumulation, that is, the more shine outside, the higher and bigger the ticket. I can only encourage prospective buyers not to worry about outside rust, dents, and scratches, but rather to get

a close evaluation of the innards, mainly the power transformers and rf section.


When I acquired a Viking I, the cost of the rig was less than the follow-up chiropractic costs from hefting this unmobile monster. So, numero uno for the mod squad was a requirement to trim, slim, and debulk the critter. If you have a Viking, compare it with the photograph which shows a lot of gaping space left when we retired from surgery.

I don't have any "remove the third bolt and cut the green and white wire three inches from the end" type of description for these mods. But take heart and use judgment and a certain amount of caution. It's your rig to butcher as you bloody well please, so you're the only judge of what you do. An old friend used to assay his home jobs in two categories—for fun

or for sell. You won't have much of a shot at selling it, except on performance, so have fun like I did.

Check the circuit of the unmodified power supply. There are really a powerful lot of iron components floating around, iron that means good design but is not really needed in a strictly CW machine.

Transformers T1 and T2 are needed, of course. But chokes L1 and L2 were promptly relegated to the junk box (which is one way to build up one of those junk boxes that builders always seem to have). These chokes serve to smooth out the ripple in the outputs of their respective power supplies. You learned about them studying for the General exam without getting involved with more complicated stuff like $E = L (di/dt)$, which has to do with the notion that a changing cur-



rent through an inductor causes a back electromotive force (emf). The back emf tends to oppose the change in voltage trying to take place, with the net effect that one tends to cancel the other, particularly when load demands change, as in modulation. So, instead of a changing voltage at the rectifier output (a ripple), you get a smoother dc voltage, which is why it's called a smoothing choke.

Those chokes are fine for ten meter phone rigs, but, since this is a CW rig, we care less about phone and don't need the super design of smoothing chokes to get a T9 report.

But something is needed in there to work with the filter capacitor, which turns out to be a series resistor. L1 was replaced with a 200-Ohm, 50-Watt resistor, and L2 with a 500-Ohm, 25-Watt.

From there, I moved over to the audio section, and, in a flash, two more big hunks of iron, T3 and T4, passed on to the junk box, probably never to rise again, since these are the modulation and interstage transformers.

Right about there is where paring the iron takes some steely nerves, because it's a no-return point. Those transformers go and so does any phone mode. You could always sit back and rationalize that you just might like to take a whack at AM some day and all that. Well, that's your decision.

Without the transformers, there wasn't much sense in leaving the audio tubes in their sockets, so out they came, at a saving of 15 Watts of filament power.

Meanwhile, back at the power supplies, further mods were made. It was with some pleasure that I relegated the rectifier tubes V8, V9, and V10 to the junk box, saving

another 30 Watts in filament power. Solid-state rectifiers were installed.

The low-voltage power supply was converted quite simply with a plug-in replacement, the 1N2389. But you don't have to go to that expense. Use a pair of diodes in a full-wave circuit from the *Handbook*. Type 1N4006 diodes rated at 800 volts, 1 Amp, are advertised at 15 cents each. Buy a bunch and run some front-back resistance measurements to select the best with the highest back resistance.

I went to a three-diode series arrangement shown in the diagram, using three of the 1N4006s to get a safe peak inverse voltage level of 2400 volts in the high-voltage power supply. The shunt resistors and capacitors are there to protect the diodes in case one of the critters has different characteristics than the others and might take an ungainly bigger slug of peak voltage. That would have you back in there with the soldering iron right soon. The *Handbook* also talks about this situation.

The high-voltage rectifier was built on sandwiched pieces of perfboard and wired to an old tube base (that I happened to have in the junk box) from a discarded 5R4, and that just plugged into the old 5R4 socket.

After all these chops, the net change was to have cut out four chunks of iron and seven hot bottles, which was a significant weight and power reduction. I went back in to add a small 24-volt transformer, rectified with another pair of those 1N4006s, and regulated by a small 15-volt solid-state voltage regulator (Radio Shack has them for \$1.50). This supply is intended for a vaguely-distant outboard FET vfo (one of these years). A VR150 was also added to the screen grid of the

oscillator, and an antenna relay was thrown in for full break-in.

The first thing I noticed on firing up the rig was a

hefty slug of plate voltage, well over 800 volts. Just to bore you a bit as to why there was so much more on firing up the rig was a soup over the nominal

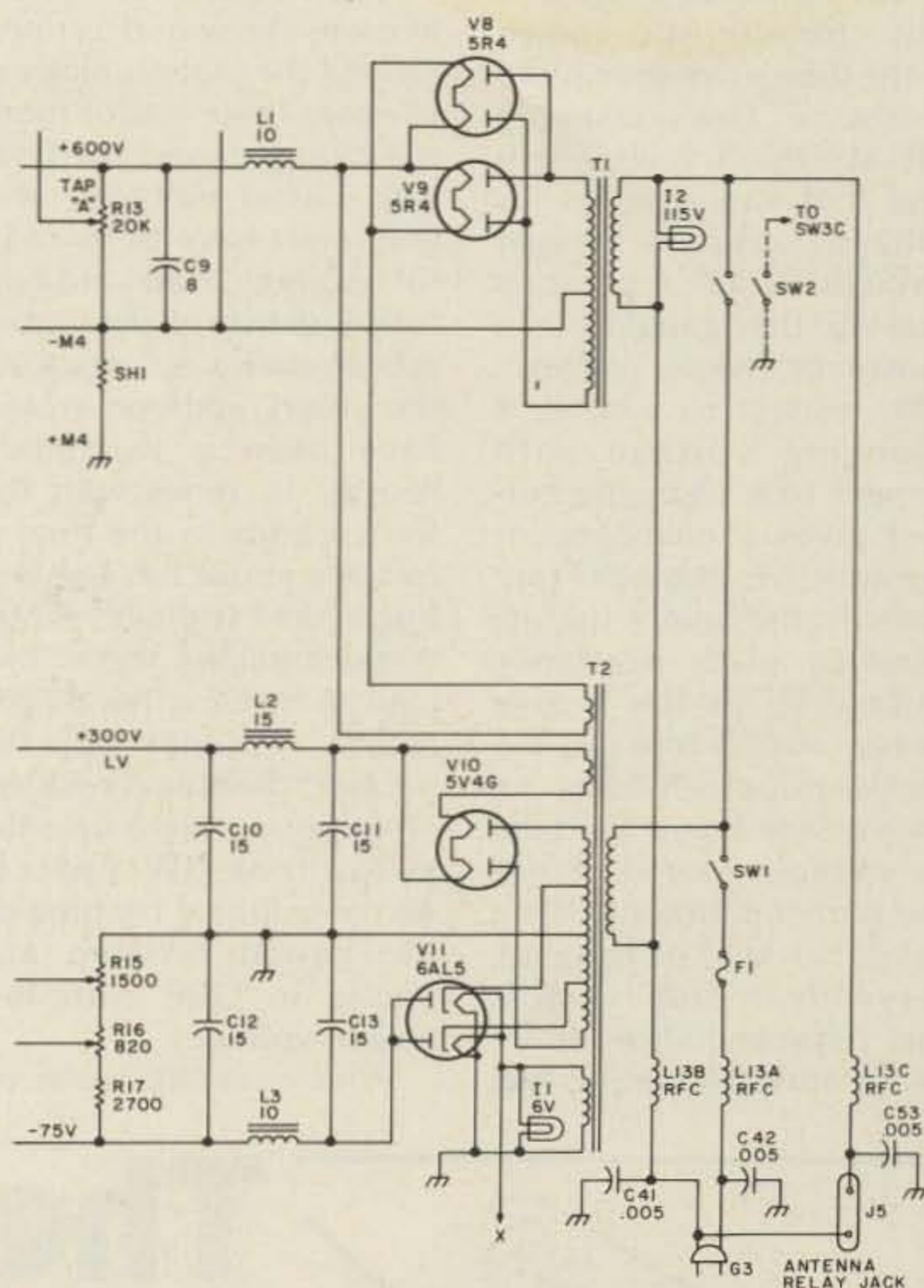


Fig. 1. Original Viking power supply diagram.

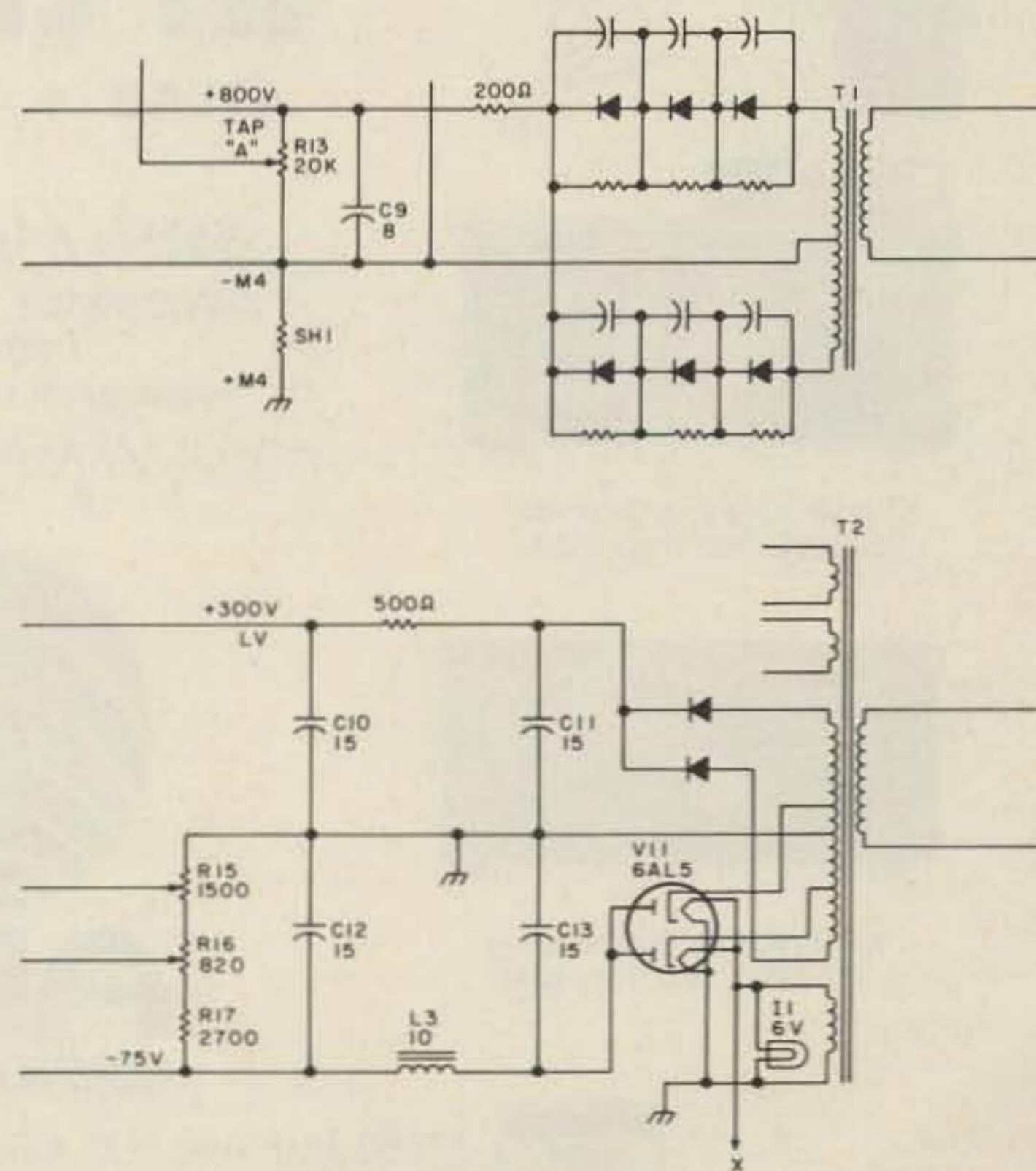


Fig. 2. Modified diagram. Diodes—1N4006s. R—1 meg. C—.01 μ F.

600-volt former value, it was the replacement of the vacuum tube rectifier with the more efficient solid-state rectifier. In the theory of vacuum tubes, there is that characteristic known as the tube's dynamic plate resistance. This is a simple cut at Ohm's law, which says that anytime there is voltage across a gadget through which current is flowing, that gadget has a resistance. More properly with respect to a tube, a changing voltage with respect to a changing current gives a changing, or dynamic, resistance. Trouble with the tube is that its dynamic plate resistance can't drop as low during heavy conduction as the semiconductor's can, so the voltage across the tube is voltage wasted. Since the semiconductor doesn't have that kind of hang-up, very little IR drop is across the semiconductor under heavy forward conduction

and all the soup goes into the pot, right at the final plates. (Our low value of resistance in the filter also helps.)


Also noticed real quick-like was the way rf zapped around the plate tuning capacitor. There's a lot more rf kicking around the final with higher voltages, and you really have to be careful in tuning. Had I not buttoned up the rig and gotten subsequently sidetracked, the smart addition would have been a switchable resistor in series with the screen grids to the final. I felt bad about this one getting by and strongly recommend breaking the screen lead to insert a 10k or 20k resistor in series with the present dropping resistor. Then put a switch (use the old phone-CW switch) across it so that for tune-up the switch is open and you're in QRP with low screen voltages.

With over 800 volts on

the 6146s, you shouldn't walk away with the key down. You could get some experience with cherry red plates by holding the key down for a while (properly loaded) and observing. The rule under such is: red, si; blue, sick. In other words, a cherry red (I don't know why they always say "cherry" red) on the plates won't hurt, but a blue glaze or glow around the envelope when you key is a no-no. It means the tube is gassy and will do unpredictable things. You could get away with using it on 80 and 40, but on 10 or 15 you might well be in trouble (as I was when my blue final brought in a pink QSL once). Best bet is to learn exactly what the dials read when the rig is properly tuned for your antennas on each band, then log those readings. Next time you QSY, go right to those readings before keying down.

The 6146s were loaded to 300 mA with no problems to get that quarter kilowatt. There is occasional arcing, but that's a fun experience that you don't get every day. Fact is, if you had a new check-book rig and it dared to arc over, you just might have a mild coronary. But with an old clunker like this, what could be more typical ham fun than disturbing the quiet of a pre-dawn QSO with a companionable splat-t-t on a long dah. Shucks, that's how you store up memories for the day you join QCWA.

In summary, here's a rig with certain anatomically connotative improvements—it didn't cost an arm and a leg to get a quarter kilo on the air, it doesn't quite break your back to heft it around, and you don't have to sprain your wrist writing out a check for the electric bill. ■



The LEADER In the Northwest!

ATLAS • ICOM • KENWOOD • YAESU



KENWOOD Transceiver
TS-520S 160 thru 10M



KENWOOD Transceiver
TS-820S 160 thru 10M



YAESU HF SSB 160 thru 10M
FT 101F or FE



YAESU 901 DM



ABC
COMMUNICATIONS A46



17550 15th Ave. N.E. • Seattle WA 98155 • (206) 364-8300



Other locations: (Walk-in customers only) • Bellevue—12001 N.E. 12th • Everett—4610 Evergreen Way • Open Mon. thru Sat.

CALL TOLL FREE


I-800-228-4097
Communications Center
 443 N 48th Street ✓ C58
 Lincoln, Nebraska 68504
 In Nebraska Call (402)466-8402

I-800-634-6227
Communications Center
West
 1072 N. Rancho Drive
 Las Vegas, Nevada 89106
 In Nevada Call (702)647-3114

Antenna Sale!



18HT



HY-GAIN		Regular	Special
TH6-DXX	Super Thunderbird	\$296.95	\$ 209.95
TH3-MK3	3 ele. 10, 15, 20 Mtr. beam	219.95	179.95
Hy-Quad	2 ele. Quad 10, 15, 20 Mtr.	229.95	199.95
TH3-Jr.	3 ele. 10, 15, 20 Mtr. beam	144.50	129.95
18 HT	Hy-Tower 10-80 Mtr. Vertical	299.95	259.95
14AVQ/WB	10-40 Mtr. Trap Vertical	67.00	57.00
18AVT/WB	10-80 Mtr. Trap Vertical	97.00	84.95
205 BA	5 ele. "Long John" 20 mtr.beam	289.95	249.95
203	3 ele. 2 Mtr. beam	14.95	
205	5 ele. 2 Mtr. beam	16.95	
208	8 ele. 2 Mtr. beam	24.95	
214	14 ele. 2 Mtr. beam	31.95	

MOSLEY			
Classic 33	3 ele. 10, 15, 20 Mtr. beam	304.75	219.95
Classic 36	6 ele. 10, 15, 20 Mtr. beam	392.75	289.95
TA-33	3 ele. 10, 15, 20 Mtr. beam	264.00	199.95
TA-36	6 ele. 10, 15, 20 Mtr. beam	392.75	289.95
TA-33 Jr.	3 ele. 10, 15, 20 Mtr. beam	197.00	149.95
TA-40KR	40 Mtr. add on	119.50	89.95

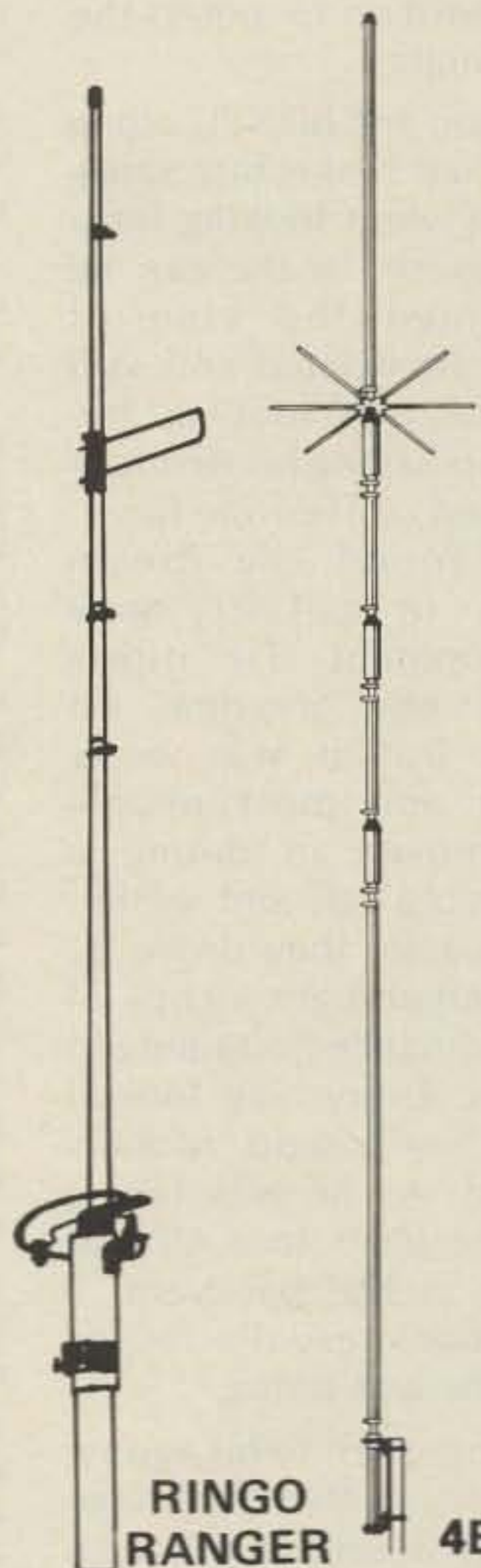
CUSHCRAFT			
ATB-34	4 ele. 10, 15, 20 Mtr. beam	259.95	209.95
ARX-2	2 Mtr. Ringo Ranger	36.95	32.95
A147-20T	2 Mtr. Twist	59.95	52.95
A144-10T	10 ele. Twist 2 Mtr.	39.95	32.95
A144-20T	20 ele. Twist 2 Mtr.	59.95	52.95
A147-11	11ele. 146-148 MH2	34.95	30.95
A147-22	Power Pack 22 ele.146-148 MH2	99.95	88.95
A432-20T	430 -436 MH2 20 ele. TWIST	54.95	49.95
ATV-4	10,15,20,40 MTR Vertical	89.95	79.95
ATV-5	10,15,20,40 MTR Vertical	109.95	94.95

HUSTLER			
4BTV	10-40 Mtr. Trap Vertical	99.95	82.95
RM-75	75 Meter Resonator	16.95	14.50
RM-75s	75 Meter Super Resonator	31.95	27.50
G6-144-A	6 db. 2 Mtr. Base Colinear	79.95	64.95
G6-144B	7 db. 2 Mtr. Base Colinear	119.95	99.95

WILSON			
System One	5 ele. 10, 15, 20 Mtr. beam	274.95	239.95
System Two	4 ele. 10, 15, 20 Mtr. beam	219.95	189.95
System Three	3 ele. 10,15,20 MTR beam	179.95	159.95
WV-1 Vertical	10-40 MTR Vertical	79.95	69.95

CDE ROTORS

Ham III \$125.00 T2X Tail Twister \$225.00




RINGO RANGER 4BTV

CUSHCRAFT ATB-34

We carry all major brands of ham radios AT DISCOUNT PRICES

Yaesu — Kenwood — Drake — ICOM — Dentron —
 Ten-Tec — Swan — Tempo — Midland — E.T.O. — Wilson



House-Hunting for Hams

— caveat emptor!

Avoid nasty surprises.

Consider the sad tale I heard on 15 meters the other night.

A ham and his XYL, along with their real estate salesperson, went looking for a new house. In the car, he explained the kind of house he wanted and said that he was looking forward to having his first full-fledged antenna farm. They found the dream house in a fairly new development. He didn't notice any antennas on roofs, but it was early spring and most people had moved in during a long, cold fall and winter. To be safe, they drove by city hall and got a copy of the ordinance pertaining to towers. Everything looked OK. They bought. Months passed. As he was laying out the parts to a 65-foot tower in the backyard, a neighbor casually asked what he was doing.

To his grief, to his agony, he was told that the homeowners association had a rule against all external antennas.

He is not the first ham I, as a real estate broker, have counseled, either on the air or in person, about buying a home. But for him

it was too late. He is now reading articles about "cliff-dweller" antennas, and "how to work the world on your attic antenna."

His first reaction, of course, had been, "Can they do that?"

You'd better believe it! In this case, the builder founded the association with the intent of keeping property values at some high common level. It's a great idea for 99% of the people, but for our friend it was tragedy. Buried in the mounds of paper accompanying the normal real estate transfer was a deed restriction giving certain rights to the association regarding the grounds and exteriors of the homes in the subdivision. One rule restricted antennas.

Let's understand one thing right away. There are many ways to get fouled up when buying real property, and new ones are being invented every day. Self-servingly, but realistically, I recommend a trusted broker. You may need to talk with several to find the one you want, but when you do, show your trust by listing the whats and whys of your property needs.

Then stay with that broker. He/she will work hard for you and chase information if he knows he'll get paid in the end.

Consider the following in your early discussions with the broker:

1. Homeowners associations. Don't think that townhouses and condominiums are the only places that can restrict you. Many single-family areas of all price ranges have these associations or are attempting to form them. Even the voluntary ones exert peer pressure on non-complying owners. Many times they will have an architectural control committee that can cite you for such things as the wrong color door, a trellis extending above the fence line, or unacceptable installation of children's swing sets. Just try to get them to let you have an 80-foot tribander! I still think associations are a good thing. They do tend to keep values up, and most are reasonable. But I don't know of any allowing what hams dream of.

The listing broker should have information about mandatory or voluntary associations, but if not,

your broker can contact the association or its management agent, if there is one.

2. Restrictive covenants (deed restriction or condominium declaration, if any). "Condominium" pertains to a form of ownership law, not architectural arrangements. Many single-family detached homes are coming under the condominium law. I once sold a house that was not under condominium law but had a 1908 deed restriction regarding the size and cost of the outhouse. We found it by checking the records at the county recorder's office. The existing title policy (or other evidence of title in your area) should indicate the existence, but not necessarily the nature, of restrictions. In a subdivision, at least in our area, you can check the documents filed when the division was made and be pretty safe. In non-divided areas, you must check the documents filed on that property.

3. Zoning laws or building ordinances. Most of us are familiar with the battles that hams have had nationwide to keep these laws fair to all. Be care-

ful—just because someone has a tower nearby, or just because one went up recently, does not mean it was legal then or now. Taking down is less fun than putting up.

4. Building permits. In some cases, you may even be required to appear before the town council. You may be restricted as to height, distance from property lines and power lines, and crank-up towers may be allowed only on Tuesdays when the moon is full. That is my way of saying that town councils and those that serve them are very creative when they write laws. The only way to know for sure is to get a copy of the law and ask someone there how they enforce it. You will not find that person in the day you call. In fact, he'll probably be the eighth person you talk with on the tenth day.

Knowing what to look for and being sure are two different things. Start by having a conversation with the broker about your regular home needs. (How about 4 bedrooms, 2½ baths, family room, full basement, 2½ car garage, at least an acre of yard, for not over \$35,000? This is a little real estate humor, since that home sells for over \$100,000 in our area—but these calls still come.) Then tell about your special needs—some of which will follow. Mention the problems as above. Discuss local areas.

If you are new to the area, contact the ARRL for a list of clubs there. Or get on two meters and find out what the local problems have been from the people who know. But remember, they may not be aware of some of the hidden restrictions, unless someone has had a specific problem in that subdivision. (And then, too, some subdivisions have more than one association.)

If you decide you want

or need an attorney, find a good *real estate* attorney (the broker can help you). I prefer a local one who knows the area. Get some wherefores and whereas to add to the standard sales contract. They might take the form of a rider making the sale subject to no association, deed restriction, or building/zoning ordinance prohibiting you from doing whatever it is you want to do, or a rider voiding the sale if a building permit to construct (insert what you want) cannot be obtained in some reasonable time. I know many people don't want to spend money for an attorney. Most transactions go rather smoothly for the buyer without an attorney. But on those that don't, it's generally too late for one to help after you find you need one. It's better to get one up front.

Now that you have a broker and attorney working on your behalf, you should monitor their work. Even if you don't understand the law, you can make a judgment about their thoroughness. Ask questions. Remember, they are getting paid to answer your questions. Ask about every aspect of the transaction, not just ham-related ones. If they can't answer, won't answer, or don't try to get the answers, consider someone else.

Here are some more things to check: electrical capacity (verify amperage, but not by counting fuses), wiring (among other things, aluminum wiring was popular at one time and if not installed properly is a fire hazard), elevation (topographical maps, flood plain maps, and elevations-above-sea-level are available through the broker or city hall), power lines (do you really want to live under high-tension lines next to a sub-station?), airports (remember height

restrictions), common television antennas (the preamps in these small systems pick you out of the ether better than channel 2), and look for a suitable quiet room away from the family traffic pattern (hi, hi).

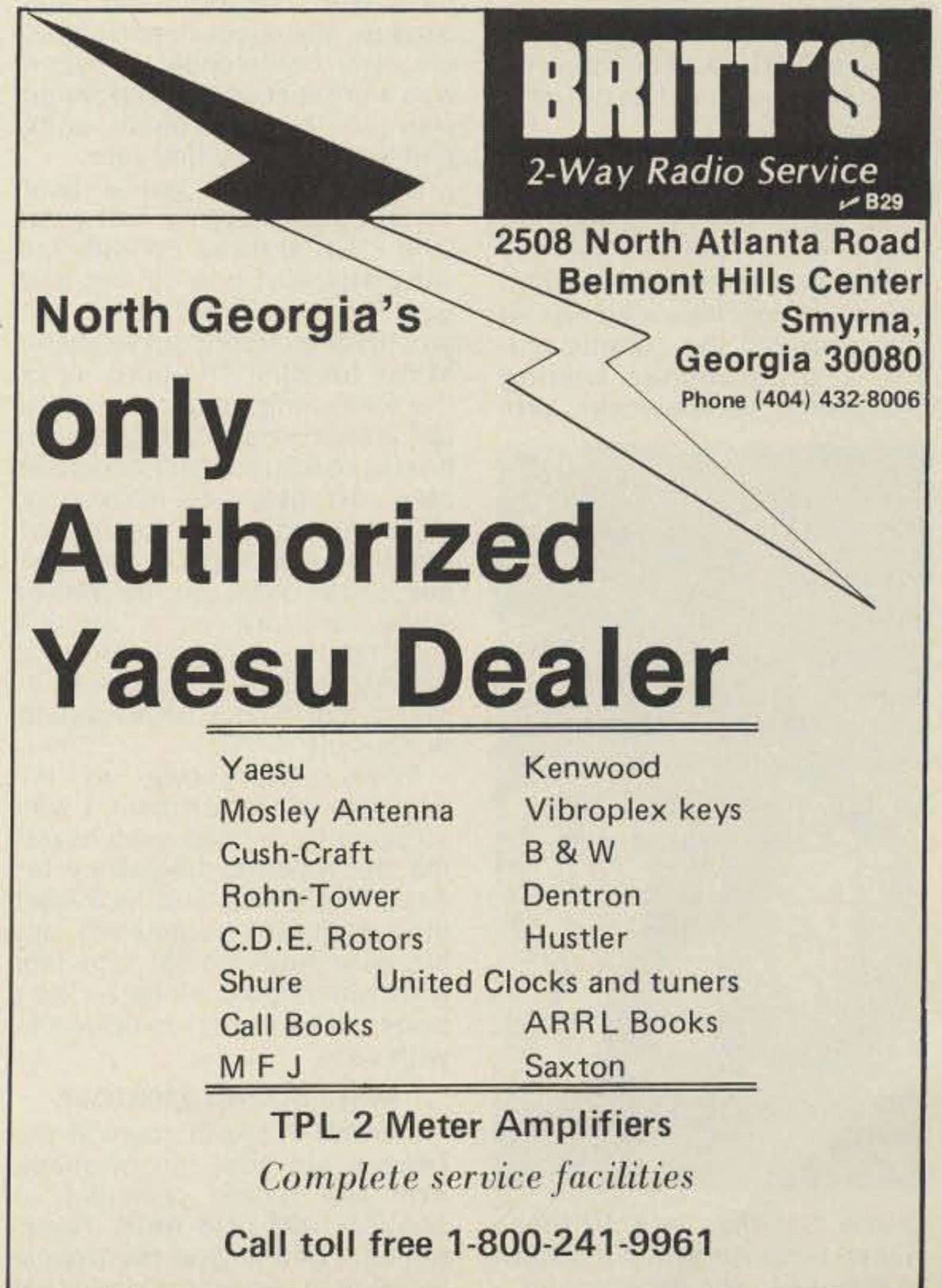
One amazing thing I notice about home buyers is that they seldom walk the grounds. Walk all over the yard. Plot antennas as well as geraniums. Get a copy of the survey and plan the future. If the market is fast, the house might be sold before you get that done. Having the attorney prepare safeguards on a rider, prior to looking, gives you the ability to move rapidly even if you are not finished checking everything out. Once you sign, it's too late to ask about towers unless you have caused the contract to give you that right over the next few days.

Perhaps it will never hap-

pen to you. Some old deed restriction from a farmer in 1898 won't crop up (did I really write that?), and you'll always luck out, and your only worry will be airplanes dodging your guy wires. Maybe you've bought and sold ten homes and had no problems (Murphy's Law times ten squared), but a little work by you and your broker can make sure you'll get what you want.

Finally, ask about financing. Some of the new plans permit less down payment, but the monthly payment is still affordable. Since less is needed up front, you'll have more available for furnishings such as refrigerators, amplifiers, stoves, transceivers, dishwashers, and so on.

When you get the tower up and have a stacked array on top, give me a call on 15. We can all use the good news! ■



BRITT'S
2-Way Radio Service
B29

2508 North Atlanta Road
Belmont Hills Center
Smyrna,
Georgia 30080
Phone (404) 432-8006

North Georgia's
only
Authorized
Yaesu Dealer

Yaesu	Kenwood
Mosley Antenna	Vibroplex keys
Cush-Craft	B & W
Rohn-Tower	Dentron
C.D.E. Rotors	Hustler
Shure	United Clocks and tuners
Call Books	ARRL Books
M F J	Saxton

TPL 2 Meter Amplifiers
Complete service facilities
Call toll free 1-800-241-9961

W2NSD/1 NEVER SAY DIE

editorial by Wayne Green

from page 4

waiter asked me if I was a ham. I nodded and he asked my call. Just to be smart, I tilted my belt buckle up and read the engraved call... W2NSD/1. The waiter laughed and introduced himself as Fred Scully WB0FOR.

Since most of us had our HTs with us, Fred clued us in on the repeater in nearby Glenwood Springs... 146.67.

The next day, while we were having lunch at the Tiehack restaurant side of Buttermilk Mountain, I tried out my Tempo S1 HT and switched to 67. Sure enough, I raised the repeater and resident user Bob K9MWM. We talked while I ate the delicious pea soup, and then I asked Bob what kind of business he was in out here in a small Colorado town. I just about lost my breath when he said he was writing computer programs for the Radio Shack TRS-80 and selling them to local businesses. It turned out that he reads both *73* and *Kilobaud Microcomputing*. You can be sure that Bob joined us the next day for skiing.

It appears that Instant Software will be able to distribute some of Bob's business programs, so by next year he may have considerably more leisure time for skiing. How many small towns around the country harbor a programmer writing microcomputer business pro-



Sherry Smythe, with all those Aspen trees for which the town is famous in the background.

grams? That's just too much of a coincidence.

On the following day, our Denver legal staff drove in and we had a great time spending a full day hashing over growth plans with them. I've long had the desire to take *73 Magazine* public so that the readers would be able to own the magazine, but every time I've approached professionals about this, they have pointed out that it is necessary to have five years of certified bookkeeping before this can be entertained.

Now, with a new corporation (Instant Software, Inc.), perhaps it will be possible, once the corporation shows some significant signs of success, to take it public. Our lawyers seem enthusiastic. It would be fun to be in on the ground floor of something with the growth potential which software publishing seems to provide. Watch out, Xerox!

Between the software, the talks with manufacturers and dealers, the legal discussions, etc., the conference at Aspen was a great success. The skiing was fabulous, the meals ditto, and the company first rate.

Funny thing. I got a beef about the conference last year. One chap showed up with his wife, attended one dinner, and was not heard from again. His employer was bent out of shape at me for this! The purpose of the week-long conference is to get industry people together in a relaxed atmosphere and have ideas discussed on marketing, advertising, the future of amateur radio, etc. Discussions somehow seem to go better when you are on a ski lift together... eating lunch on a mountaintop... in a sauna... or having dinner at a superb restaurant.

While talking over my HT from the center of town, I was stopped by a chap who asked me the repeater frequency for Aspen. It seems that he'd read in *73* about the conference, but his wife wouldn't let him talk with other hams while he was there, so he wasn't checking in with us.

ARRL BLOWS \$100,000?

Several of the insiders at the League are bent out of shape over the recent dumping of about 50,000 1978 ARRL *Handbooks*. I gather that the people wanting to blow the whistle first

turned to *HR Reports*, but got nowhere. I don't know any good way to check all these allegations out, but perhaps you can get some straight answers from your directors the next time they talk at a hamfest or convention.

It appears that the chap in charge of ordering *Handbooks* made just a little mistake in 1977 when he ordered 30,000 more than the League could sell. No one seems to know just what happened to these 30,000 *Handbooks* or who collected for them.

At least someone seems to have learned by experience, for in 1978 they ordered 50,000 more than they could sell. Now, in the book business, it is not unusual to have some books left over, so publishers send out a letter asking for bids on overstocked books. In this case, where the book was selling for \$6 and perhaps selling wholesale for \$4, ham stores around the country probably would have jumped to buy out the lot at \$3 per book. Since they probably cost around \$2 to print, the ARRL still would have come up a winner.

This doesn't seem to have happened. I know that our Radio Bookshop, one of the larger sellers of radio books, never got any word that the *Handbooks* were available... and the larger dealers that I have talked with got no word of the brewing deal. What seems to have happened, if I can believe sources within the ARRL, is that some of the *Handbooks* were sold to Herbach and Rademan for \$1 each... an excellent deal for H&R. The rest of the 50,000 were apparently given to *Ham Radio* magazine to be sold... and not for a cash-up-front payment, but on consignment. This means no investment at all for *HR*... with the price alleged to be the same \$1. Now, if that isn't a sweetheart deal! I think I could have moved the whole 50,000 out to dealers at \$3 each on a lovely deal like that.

The end result looks like the ARRL took a bath on the *Handbooks*, losing about \$100,000 that they could have netted if they had had anyone with brains running the show. Of course, if there are other factors... like a hand under the table somewhere...? And ARRL staffers are still asking what happened to the 30,000 books from 1977 and who got the money for them.

Then there is the case of the missing operating aids. Ten thousand were ordered from the printer and paid for, yet only five thousand were ever delivered. Where did the others go, and who sold them where for how much? I understand that this situation was detected but

never investigated. How about asking your directors?

With a hundred thou going here and another there, kind of leaking through the cracks, perhaps it is time for getting rid of the Good Old Boys who are running the HQ and making a mint at it.

Members might ask their directors why they let the same old people run the show when even the old-time staffers are bailing out of the sinking ship. I understand that Bob White left when he was forced out over a DX decision by Baldwin. A lot of years went down the tubes... and Bob was about as straight a chap as amateur radio could ask for in the job. His wife apparently left when she could no longer stomach shady doings with new products. So I'm told.

The result of the recent staff changes is that virtually no one on the day-to-day staff has been there more than a couple of years. The pay is poor for the staffers, but they have to put up with what appears to be heavy-duty graft on the part of the Good Old Boys... things like having books published by outside publishers using *QST* material... trips with a secretary instead of a wife, all paid by the ARRL.

One whistle-blower suggests that I ask for a revelation of who has stock in VBC. The scenario does seem strange... first an editorial in *QST* saying that a breakthrough is needed... then some articles on NBVM which don't tell how it works, and a 1979 *Handbook* chapter on the system showing a working unit which has never even been shown at HQ. With both the FCC and the communications industry turning thumbs down on the NBVM system, you may be sure that I'll be most interested in how it really works once some units are made and shipped.

I've tried to get some information from the promoter of the effort, Tommy Lott, but have gotten silence for my trouble. This set me to wondering about whether the whole idea was more of a promotion than a breakthrough. It would be comforting to have a disclosure of who owns the stock in the firm and to find that no one at ARRL HQ is listed.

TIME TO SPARE

Recently, I had to make a quick business trip to New York. Having lived in the city for 30 years, off and on, I normally avoid it like the plague that it is. I kept track of the time it took me to get from Peterborough to my destination in Manhattan... and I cut things as close as was practical.

I left Peterborough at 0820 and arrived at Logan airport in Boston at 0950. I got right on a

plane and arrived at LaGuardia at 1050. By 1115 I had arrived at the subway station and was on my way to Manhattan. I arrived at my destination at 1200. Now, if I'd driven directly to New York, I'd have arrived at about 1220. I saved 20 minutes and spent a bloody fortune on the plane.

While going past the 61st Street Woodside train stop, I got to thinking back a few years to my visits there with John Williams W2BFD. John died in 1961, and I picked up some of his old equipment at the auction—I still have it around here.

John was the primary pioneer of amateur radio Teletype™. He got going with this back in 1946, and he provided most of the circuits and equipment for the entire hobby for the first few years. John ran this sort of side business out of a grubby little storefront shop in Woodside, Queens ... a radio repair shop. You remember radio? This store, usually closed, made enough for John to support his hobby of RTTY, and that's all he wanted. He designed most of the equipment we used, set the standards, made the templates, sold the parts, and generally nursed this hobby along.

John also got into trouble a lot. Ma Bell was very uptight with him because he had rigged up an automatic telephone-answering device in his store and wouldn't let their inspectors come in to see how he'd done it. They were sure that he was connecting directly to their wires, but couldn't prove it unless they could get in to inspect. They would always find the store closed.

He did indeed connect to the verboten Bell wires and had a corking-good answering system going, years before it was popular. He could talk over the phone from his home a mile away via a carrier current

system. The phone-answering system used a phonograph record to give his message and a wire recorder (remember *them*?) to record the response. He was generally monitoring the call from the shop or home and would break in if he wanted to talk with you. You ran into the same problem at the store door ... with an intercom speaker which went via carrier current to his home ... and a similar system at home going to the store. You just were not about to be able to locate John if he didn't want to be located.

I remember the day the FBI came to my house to ask questions about him. That surprised me. All I knew about were his radio repairs, the RTTY involvement, and his problems with Ma Bell, so I couldn't have helped them if I had wanted to. A few years later John confided that he had been involved with a good deal of building and using of bugs, telephone and otherwise, and that this was what the FBI was wanting to know about. He had made a system which the Arabs had put into the Israeli cars in New York to allow them to follow behind and hear what was being said in the cars. I think he also got into telephone modifications which would allow the radio transmission of phone calls over a short distance, a concept which interested the Arabs, too.

The income from these efforts probably went more to keep him going than the radio repairs, as I seldom ever saw him doing any radio repairing. And most of the stuff in his store was RTTY gear, not radios in for repair.

John, with my help, set up the first amateur radio two meter repeater in the country. We set it up on top of the New York municipal building in downtown Manhattan. I will never forget

putting up the antenna for the repeater in the middle of the night in a blinding rainstorm—with me up there on a very steep copper roof, holding on to little pegs here and there to keep from falling about 20 stories. I was in my mid-20s at the time and often did silly things like that in the interests of amateur radio.

There was, unfortunately, a slightly crooked side to John, too. I don't know how many hams sent him money for Teletype equipment which he never delivered. It was petty larceny, but aggravating to those of us who knew him and appreciated the extent of his genius. John, at that time, had a virtual corner on all used Teletype gear, so if you didn't buy it from him, you didn't buy it. We were buying Model 12 Teletypes at that time ... somewhere in my barn I have John's old original Model 12, in case there is an opportunity for a shrine to this pioneer to be erected. I also have a couple of the complete W2BFD systems which I built, with auto-start and -stop. They were quite modern, except for the use of dozens of tubes in each one.

Amateur Teletype, when I got interested in it over 30 years ago, was stuck up on two meters (and 11 meters), and we had about 30 stations working all on one frequency in the vicinity of New York. We were on 147.96 MHz using 8220 kHz crystals with SCR-522 systems, for the most part. Using audio frequency shift (2125/2975 Hz), we could leave the receivers on all the time. Our printers would start up if a standard start signal was received ... a couple seconds of mark signal. A steady space signal would turn everything off.

Some of the fellows left their receivers on all the time, while others hooked them into a small

clock which sampled the frequency every hour for two minutes. We could then leave messages with anyone by sending the start signal for one minute during this window. I left my receiver on all the time, wanting to keep track of what was happening when I was away from home. I'd come home after a weekend to find a hundred feet of paper on the floor, filled with chit-chat and messages.

A few of the fellows had an automatic confirming system. They put a microswitch behind the Teletype carriage so that it would turn on when the carriage was in one particular position ... say, the tenth letter along. This would turn on the transmitter filaments and warm them up. Then, after a minute in that position, the release of the carrier would trigger a double pulse of the confirming transmitter as a "roger" that the message had indeed been received. Of course it wasn't exactly legal, but then what experimenting is?

Oh, on the repeater, it enabled all of the RTTY hams in greater New York to keep in constant touch and was fantastic. The FCC put it off the air after a few months. They didn't like any automatic relay systems like that. If we could have an operator present, OK, but otherwise, no go.

It was RTTY that got me into this whole ham publishing mess. I started out in 1951 with a monthly newsletter to RTTY hobbyists ... now look at it!

GRABBING THE BUS

One of the more innovative concepts which microcomputers have introduced is the idea of using a bus structure for electronic circuits. In the case of computers, this means that all of the significant signals are made available to every board



John Williams W2BFD, on the left, about 1954. I forgot the chap in the middle, but the right-hand chap is Doc W2BIV, a Brooklyn dentist.



John again, taken during a RTTY meeting about 1954. We'd often get a dozen or more RTTYers out to these meetings.

plugged into the bus. The board can then avail itself of any needed signals with no further interconnections needed.

Could such a concept be adapted to the ham transceiver? Well, let's suppose we wanted to build our system in a modular way and then make any needed connections for accessories available via a bus. We might have on the bus the +5 volts for logic circuits, +12 for control and power circuits, audio for earphones, audio for speaker, mike input, i-f input, i-f output, local oscillator, AVC line, etc.

With that array of signals available for accessories, we could design boards for interfacing SSTV, for RTTY, for CW encoding or decoding, for audio filters, a flying noise lock, synchronous detection, a keyer with memory, VOX, automatic ID, a panadaptor, an autocal unit, programmed tuning, a phone patch, a voice processor, a cassette recorder, a two-tone test, a CW regenerator, etc. There are many possibilities which such a flexible situation would open up for the super transceiver of the future.

This type of structure would make it possible to buy a bare-bones transceiver and then add plug-in modules as money and technology permit. It would make it possible for the CW fan to get any bandwidth i-f desired, add audio filters, a regenerator, and end up with an incredible CW receiver. The weak-signal VHF CW experimenter could narrow down the i-fs, put in the filters, a flying noise lock, a recorder, and all those things which this strange craft requires.

The Saturday afternoon rag-chewer could have his system monitor any set of channels for calls from friends, all done automatically ... complete with a beeper alerting call on a VHF band, if wanted.

How much further would such a system have to be pushed to decode CW signals and look for expected DX? No strain ... and the next step, with such a structured system, would be automatic DXing.

AUTHOR PREROGATIVES

One of the publisher's newsletters mentioned that writers can charge off magazine subscriptions as a business expense. That makes sense ... and might be just another reason to become a professional writer for the ham magazines ... such as 73.

As a professional writer, your expenses would include the cost of any equipment you have built or reviewed ... costs of your writing office, reference works, test equipment, etc. It's worth checking out with your tax accountant.

What kind of articles are we looking for at 73? First choice goes to state-of-the-art projects ... perhaps a microprocessor-run something hammy ... small and medium construction projects are always popular. It's difficult to get too much in the way of home-built equipment articles, antenna articles, microcomputer articles ... just about anything on new techniques and modes. We need more on satellite equipment and techniques ... AM on ten meters ... new RTTY equipment ... even very low frequency articles are of interest.

I'm always on the watch for any really hot new aspect of amateur radio which I might be able to use to get thousands of amateurs interested and involved. Look what happened when I plugged the devil out of two meter FM and repeaters! This can be done again if something with good possibilities comes along ... so if you think you've got it, please start writing and let's see if it flies.

Writing for 73 isn't very difficult. Remember to double space your typing (please type it), do not use all capital letters, and get me the very best pictures you can.

WEIGHTY MATTER

There are, I understand, several dozen 73 readers who have no problem with their weight ... and possibly a few of those with wives with no concern about weight, though this seems unlikely. What this all comes down to is dieting ... at least every now and then. Erma Bombeck classifies "diet" as one of the dirty four-letter words, and I tend to agree with her.

Heath has come out with a very nice electronic scale (the GD-1186) for the bionic people. It reads to a tenth of a pound, which is fabulous for dieters. Most of us serious dieters long ago shifted to what are known as doctor scales. These monstrosities are accurate down to a quarter of a pound and are excellent because they tend to give very fast reinforcement to even the first day's dieting ... when it is needed the most.

The Heath scale is small ... about a foot square, if you'll pardon the expression ... and 7" high for the readout. It's light enough so you can even take it with you on trips and make your life miserable after every fantastic meal.

Like all other Heath stuff, this comes in kit form. Figure on one good evening to put it together. It's relatively simple, and no one but me could stretch one evening's work out over a couple months ... 99.9% of which was pure neglect. Now that it's done, I don't know how I got along without it.

Like many of you, I am an incipient fat person. I have all the bad traits of a fat person ... like eating because the food is there, with little relationship to any signs of hunger. I love things with butter or rich sauces, and can easily list over 500 deserts which are tops with me. Only by doing my best to keep my breakfasts and lunches simple am I able to avoid zooming up to over 250 pounds

... a weight which I have managed to attain in the past.

It's very difficult to seriously diet when I'm eating out. After all, I'm paying for the damned food, so why not eat it? So I cram down as much as I can of everything, making sure that I do my best to get my money's worth. And if I can't get it down the old hatch, it goes into a doggy bag for tomorrow night. I don't have a dog.

All this got a little out of belt a couple of years ago, so both Sherry and I started cutting down. These days, we generally order one meal between us and still end up with something to take home ... particularly if there is a salad bar. But this still calls for a careful watching of the scales at home ... and the Heath is absolutely wonderful for that. The tenth-pound readout makes it immediately apparent when I've snacked too much.

One of the better snack cutters I've found of late has been the VTR video recorder. With this system, as I've mentioned before, virtually all TV programs I watch are recorded so that I can see them without the commercials. Otherwise, I find myself getting up, wandering around, looking for something to eat during the breaks ... heck, a cup of coffee and some cookies wouldn't hurt much ... perhaps a tenth of a pound. Maybe some nuts and fruit? Better to get up and fast-forward the VTR and not snack. Then there is more to see of interest on the Heath scale in the morning.

The Heath scale would make a great present for the XYL for her birthday, Mother's Day, etc. And it would be something you put together for her. It costs \$99.95, which is a very good buy compared to the much less accurate doctor's scales.

DECEMBER WINNER

Johnny C. Chestnut WA4PIN and John L. Wolcott W4CCX will each be receiving a \$50 bonus prize for authoring December's most popular article, "The Lunch Counter." Remember, your ballot is your Reader Service card.



This ambulance is at the ready to cart away hams who totally lose control over the low prices at Tufts Electronics. They get a free trip to the foam-rubber room of the local funny farm until they are signed out by their wives.

Ham Help

I would like to hear from anyone who has converted a 23-channel CB Cobra Camm 88 for use on the 10 meter band, for either the Novice Tech CW portion or for the phone portion of the band.

Berand (Henry) Kirschner
WB0YQC
12756 Newport Ave., Apt. C
Tustin CA 92680

Will anyone living in the San Diego, California, area volunteer to administer the Novice exam to a fine young man? His name and address: Mike Batson, 1539 Motor Way, San Diego CA 92145; (714)-566-2910.

Robert D. Cummings
U.S. Navy PEP DET Netherlands
c/o U.S. Embassy
APO NY 09159

Microcomputer Interfacing

from page 24

interrupt to the microcomputer. Some real-time clocks are free-running, always keeping time. Others are programmable or preset for a particular period. The free-running clock interrupts the computer at repetitive intervals, while the programmable clock interrupts the computer only once, at the end of its preprogrammed period. Integrated circuits such as the Intel 8253 and Texas Instruments

TMS 5501 contain time-keeping circuitry which is easily interfaced to most 8080 systems.

For simplicity, we will use the software clock in our example rather than an interrupt-based real-time clock. The software for the 100-point data acquisition program is shown in Table 2. After completing the program, the computer might be programmed to jump to the type of data display software discussed previously. If you look at the program carefully,

you will not find a separate register used to count the 100 passes through the data acquisition software. Since the memory address stored in registers H and L is already a counter, we have chosen to detect the 200th address rather than the 100th loop. This saves an internal register. Instead of decrementing a counter and detecting the zero condition, the contents of register L are compared to the final address and equality is used to signal the end of the loop.

Analog-to-digital converters are not "instantaneous" devices which take only a few microseconds to perform a conversion. In many real situations, the analog input to the converter will vary while the ADC is

trying to perform a conversion. This presents the converter with a problem. How does it know what the real value of the voltage is? In most systems, the ADC module has a *sample-and-hold* (SH) on the analog input. The SH circuitry samples the analog voltage when pulsed to provide a steady analog output to the ADC for conversion; the ADC is then pulsed to start the conversion. The Intersil IH 5110 is a typical sample-and-hold device.



OSCAR Orbits

Courtesy of AMSAT

The listed data tells you the time and place that OSCAR 7 and OSCAR 8 cross the equator in an ascending orbit for the first time each day. To calculate successive OSCAR 7 orbits, make a list of the first orbit number and the next twelve orbits for that day. List the time of the first orbit. Each successive orbit is 115 minutes later (two hours less five minutes). The chart gives the longitude of the day's first ascending (northbound) equatorial crossing. Add 29° for each succeeding orbit. When OSCAR is ascending on the other side of the world from you, it will descend over you. To find the equatorial descending longitude, subtract 166° from the ascending longitude. To find the time OSCAR 7 passes the North Pole, add 29 minutes to the time it passes the equator. You should be able to hear OSCAR 7 when it is within 45 degrees of you. The easiest way to determine if OSCAR is above the horizon (and thus within range) at your location is to take a globe and draw a circle with a radius of 2450 miles (4000 kilometers) from your QTH. If OSCAR passes above that circle, you should be able to hear it. If it passes right overhead, you should hear it for about 24 minutes total. OSCAR 7 will pass an imaginary line drawn from San Francisco to Norfolk about 12 minutes after passing the equator. Add about a minute for each 200 miles that you live north of this line. If OSCAR passes 15° east or west of you, add another minute; at 30°, three minutes; at 45°, ten minutes. Mode A: 145.85-.95 MHz uplink, 29.4-29.5 MHz downlink, beacon at 29.502 MHz. Mode B: 432.125-.175 MHz uplink, 145.975-.925 MHz downlink, beacon at 145.972 MHz.

OSCAR 8 calculations are similar to those for OSCAR 7, with some important exceptions. Instead of making 13 orbits each day, OSCAR 8 makes 14 orbits during each 24-hour period. The orbital period of OSCAR 8 is therefore somewhat shorter: 103 minutes.

To calculate successive OSCAR 8 orbits, make a list of the first orbit number (from the OSCAR 8 chart) and the next thirteen orbits for that day. List the time of the first orbit. Each successive orbit is then 103 minutes later. The chart gives the longitude of the day's first ascending equatorial crossing. Add 26° for each succeeding orbit. To find the time OSCAR 8 passes the North Pole, add 26 minutes to the time it crosses the equator. OSCAR 8 will cross the imaginary San Francisco-to-Norfolk line about 11 minutes after crossing the equator. Mode A: 145.85-.95 MHz uplink, 29.4-29.50 MHz downlink, beacon at 29.40 MHz. Mode J: 145.90-146.00 MHz uplink, 435.20-435.10 MHz downlink, beacon on 435.090 MHz.

Oscar 7 Orbital Information				Oscar 8 Orbital Information			
Orbit	Date (Apr)	Time (GMT)	Longitude of Eq. Crossing °W	Orbit	Date (Apr)	Time (GMT)	Longitude of Eq. Crossing °W
20011	1	0024:32	68.4	5459Jbn	1	0130:21	66.0
20024qrp	2	0118:49	82.0	5473Abn	2	0135:19	67.3
20036	3	0018:09	66.9	5487Abn	3	0140:31	68.7
20049X	4	0112:26	80.5	5500X	4	0002:29	44.2
20061	5	0011:47	65.3	5514Abn	5	0007:40	45.5
20074	6	0106:04	78.9	5528Abn	6	0012:52	46.8
20086	7	0005:24	63.8	5542Jbn	7	0018:03	48.1
20099	8	0059:41	77.3	5556Jbn	8	0023:14	49.4
20112qrp	9	0153:58	90.9	5570Abn	9	0028:26	50.7
20124	10	0053:18	75.8	5584Abn	10	0033:37	52.0
20137X	11	0147:35	89.4	5598X	11	0038:49	53.3
20149	12	0046:55	74.2	5612Abn	12	0044:00	54.7
20162	13	0141:12	87.8	5626Abn	13	0049:12	56.0
20174X	14	0040:33	72.7	5640Jbn	14	0054:23	57.3
20187	15	0134:50	86.2	5654Jbn	15	0059:34	58.6
20199qrp	16	0034:10	71.1	5668Abn	16	0104:46	59.9
20212	17	0128:27	84.7	5682Abn	17	0109:57	61.2
20224X	18	0027:47	69.5	5696X	18	0115:08	62.5
20237	19	0122:04	83.1	5710Abn	19	0120:20	63.8
20249	20	0021:24	68.0	5724Abn	20	0125:31	65.2
20262	21	0115:41	81.6	5738Jbn	21	0130:42	66.5
20274	22	0015:02	66.4	5752Jbn	22	0135:53	67.8
20287qrp	23	0109:19	80.0	5766Abn	23	0141:05	69.1
20299	24	0008:39	64.9	5779Abn	24	0003:02	44.6
20312X	25	0102:56	78.4	5793X	25	0008:13	45.9
20324	26	0002:16	63.3	5807Abn	26	0013:25	47.2
20337	27	0056:33	76.9	5821Abn	27	0018:36	48.5
20350	28	0150:50	90.5	5835Jbn	28	0023:47	49.8
20362	29	0050:11	75.3	5849Jbn	29	0028:58	51.2
20375qrp	30	0144:27	88.9	5863Abn	30	0034:09	52.5

Corrections

A reader, Wilbur Stevens, was nice enough to point out an error in "Build a \$10 Digital Thermometer" (January, 1979). In Fig. 4, on page 54, the values on the pots are reversed.

Gary McClellan
La Habra CA

Thank you for printing my OM's story about CW music ("This Station Plays Beautiful CW") in the February issue of 73. His secretary and I both appreciate the celebration dinner made possible by the author's

fee.

Nevertheless, I would like to caution the XYLS of your readers who may build a keyboard. While the diode matrix is so simple that the OM can make the hookup "while the XYL is talking," it does not necessarily follow that the OM will hear what the XYL is saying. Further, if the impasse reaches the point where not even an "uh huh" is expressed, the XYL should step up and point out that there is an error in Fig. 1. Each bus (K0-K7) is fed through a 10k resistor

which is not shorted out as the schematic indicates.

It is a worthwhile project because, after it is completed, the XYL can carry on a CW conversation with other XYLS. All that is necessary is to use the OMs as interfaces between

headsets and conventional typewriters. This will suffice until WB9WRE completes his low-cost CW typewriter.

Jean Crom
XYL of WB9WRE
Mt. Prospect IL

Ham Help

I need the schematic for a Fukuyama Multi-7 (FDK) 2m FM Radio, as well as the alignment procedure. Can anyone help?

N. W. Zimmerman W7MAF
1815-17th Ave. So.
Great Falls MT 59405

I need the schematic of a Dage model 6SA-3 TV camera (or of a similar tube-type model) manufactured by Dage.

James M. Zacher
15 W. Cypress
Arlington Hts IL 60005

Social Events

from page 39

and flyers, contact Richard Spahl K1SYI at (617)-943-4420 after 8:00 pm.

TRENTON TN MAY 20

The Humboldt ARC will hold its annual hamfest on Sunday, May 20, 1979, at Shady Acres City Park, Trenton, Tennessee. There will be a flea market, prizes, ladies' activities, and food. For further information, contact Ed Holmes W4IGW, 501 N. 18th Ave., Humboldt TN 38343.

BURLINGTON KY MAY 20

The Kentucky Ham-O-Rama will be held on May 20, 1979, at the Boone County Fairgrounds, Burlington, Kentucky. For easy access, take the Burlington exit off I-75 south. There will be a chance for prizes included with the \$3.00 gate ticket. There will also be hourly drawings, exhibits, a flea market, and refreshments. Talk-in on 146.19/79 and 52/52. For more information, contact NKARC, Box 31, Ft. Mitchell KY 41017.

EASTON MD MAY 20

The fifth annual Easton Amateur Radio Society Hamfest will be held on May 20, 1979, from 10:00 am to 4:00 pm, at the Easton Senior High School cafeteria on Rt. 50, just south of Easton at mile marker 66. From the Baltimore or DC areas, go across the Chesapeake Bay bridge; the mile marker is about 27 miles from the bridge. There will be hamfest signs on Rt. 50, north and south. Refreshments will be available. There will be a donation of \$2.00 with an additional \$2.00 for tables or tailgaters. Talk-in on 52 and 146.445/147.045. For more information, write Charles C. Walgren WA3ZWX, Box 7, Trappe MD 21673, or the Easton Amateur Radio Society, Inc., Box 781, Easton MD 21601.

HAMBURG PA MAY 27

The Reading Radio Club will hold its annual hamfest on Sunday, May 27, 1979, beginning at 9:00 am, at the Hamburg Field House in Hamburg, Pennsylvania. There will be door prizes, food, tailgate sales, and dealer space available. The hamfest will be held rain or shine. Talk-in on .31/.91 and 146.52. For more information, write The Reading Radio Club, Hamfest

Committee, PO Box 124, Reading PA 19603.

UPPER HUTT NZ JUN 1-4

The 1979 Annual Conference of the New Zealand Association of Radio Transmitters will be held on June 1-4, 1979, at Upper Hutt, New Zealand. Visitors are welcome to attend this conference. For registration forms, contact the Secretary, 1979 Conference Committee, PO Box 40-212, Upper Hutt NZ.

WEST HUNTINGTON WV JUN 3

The Tri-State ARA will hold its 17th annual hamfest and family picnic on June 3, 1979, starting at 10:00 am, at the Camden Amusement Park, West Huntington, West Virginia. There will be a planned program for the XYL and kids, or you can enjoy the amusement park if you prefer. There is a possibility the FCC will administer amateur exams. There will be major prizes, a large flea market, exhibitors, and displays. Dealers are always welcome to space in the covered pavilion. Talk-in on 34/94 or 16/76. For more information, write TARA, PO Box 1295, Huntington WV 25715.

MANASSAS VA JUN 3

The Ole Virginia Hams A.R.C., Inc., will hold the Manassas Hamfest on Sunday, June 3, 1979, at the Prince William County Fairgrounds, 1/2 mile south of Manassas, Virginia, on Route 234. There will be indoor and outdoor exhibit areas, dealers and manufacturers, and tailgaters. Also included will be plenty of parking, prizes, an FM clinic, breakfast and lunch, a YL program, and children's entertainment.

PRINCETON IL JUN 3

The Starved Rock Radio Club will hold its annual hamfest on Sunday, June 3, 1979, at the Bureau County Fairgrounds, Princeton, Illinois. The fairgrounds are centrally located and easily reached via routes 80-6-34-89-26. Watch for the large yellow "Hamfest" signs. There will be lots of room for the free swappers' area and parking. New equipment dealers, manufacturers, and their representatives are invited to request details on reserving space in our inside display area. There will be food and refreshments available during the day. Camper, van, and trailer spaces

are available for a nominal fee and should be reserved in advance. Please include an SASE for map, motel information, and advance reservations at \$1.50, if postmarked before May 20 (\$2.00 at the gate). For more information, write W9MKS/WR9AFG, Starved Rock Radio Club, RFD #1, Box 171, Oglesby IL 61348, or phone (815)-667-4614.

GUELPH ONT CAN JUN 9

The Central Ontario Amateur Radio Flea Market will be held on Saturday, June 9, 1979, from 8:00 am until 4:00 pm at Centennial Arena, College Ave. W., Guelph, Ontario, Canada. Commercial displays will open at 10:00 am. Admission is 75¢ per person with children 12 years and under admitted free. Admission for vendors is an additional \$2.00. There will be a large indoor and outdoor flea market, commercial exhibits, free balloons, free handouts, and operating ham stations. Talk-in on .52/.52, .37/.97 VE3KSR, and .96/.36 VE3ZMG.

MEADVILLE PA JUN 9

The Crawford Amateur Radio Society will hold its fifth annual hamfest on Saturday, June 9, 1979, at Crawford County Fairgrounds, Meadville, Pennsylvania. Admission is \$2.00. Gates will open at 8:00 am. Bring your own tables. The cost to display is \$2.00 for an inside area and \$1.00 for an outside area. There will be door prizes, refreshments, and commercial displays. Talk-in on .04/.64, .81/.21, .63/.03. For details, write CARS, Hamfest Committee, PO Box 653, Meadville PA 16335.

SENATOBIA MS JUN 9-10

The fourth annual Tri-State Hamfest will be held on June 9-10, 1979, in the coliseum of Northwest Junior College, Senatobia, Mississippi. Indoor air-conditioned space will be available for manufacturers, dealers, and distributors. For information, contact Joel P. Walker, 1979 Hamfest Chairman, PO Box 276, Hernando MS 38632; (601)-368-5277.

LOUISVILLE KY JUN 29-JUL 1

The Louisville Area Computer Club will hold its 4th annual Computerfest™ 1979 from June 29 through July 1, 1979, at the Bluegrass Convention Center, Louisville, Kentucky. Activities include a flea market, seminars, and exposition, as well as activities for the entire family. Seminar and exposition admission is \$4.00. Pre-registered Ramada Inn guests

(\$29.00, single; \$34.00, double) receive free admission. For advance mail information, write Computerfest '79, Louisville Area Computer Club, PO Box 70355, Louisville KY 40270, or phone Tom Eubank, Chairman, at (502)-895-1230.

BELLEFONTAINE OH JUL 1

The Champaign Logan Amateur Radio Club, Inc., will hold its annual hamfest on Sunday, July 1, 1979, at the Logan County Fairgrounds, South Main Street and Lake Avenue, Bellefontaine, Ohio. There will be free admission and door prizes. Trunk and table sales are \$1.00, and there will also be a bid table. Talk-in on 146.52. For more information, contact John L. Wentz W8HFK, Box 102, West Liberty OH 43357, or Frank Knull W8JS, 402 Lafayette Ave., Urbana OH 43078.

PITTSFIELD MA JUL 21-22

The NoBARC Hamfest will be held on July 21-22, 1979, at Cummington Fairgrounds, Pittsfield, Massachusetts. There will be tech talks, demonstrations, and dealers. Flea market admission is \$1.00. Advance registration is \$3.00 single and \$5.00 with spouse, and \$4.00/\$6.00 at the gate. Gates open at 5:00 pm on Friday for free camping. Talk-in on 146.31/.91. For reservations, contact Tom Hamilton WA1VPX, 206 California Ave., Pittsfield MA 01201.

MOOSE JAW SASKATCHEWAN CAN JUL 27-29

The Moose Jaw Amateur Radio Club will hold its 1979 Hamfest (Particifest 79) on July 27-29, 1979, at the Saskatchewan Technical Institute, 600 600 Saskatchewan St. W., Moose Jaw, Saskatchewan, Canada. Registration will be held on Friday evening with a full day of activities on Saturday culminating in a banquet and dance. Most of the meetings and workshops will be held on Sunday. There will also be a busy schedule for the XYLs.

FINDLAY OH SEP 9

The Findlay Radio Club will hold its 37th annual Findlay Hamfest on Sunday, September 9, 1979, at Riverside Park, Findlay, Ohio. There will be both commercial and amateur display space available. Ticket donation is \$1.50 in advance and \$2.00 at the hamfest site. For more information, write the Findlay Radio Club, c/o Randy Peterson, Hamfest Chairman, 6016 Marion Twp. 243, Findlay OH 45840.

TRICOM

MK-101
MEMORY
\$79.50*



ATTENTION
Heathkit HD-1410
Keyer Owners

**TRICOM**

MK-201
ELECTRONIC
KEYER
\$64.50*

- MK-101 Memory is designed for use with MK-201 or Heathkit HD-1410 Electronic Keyer
- Instant connection to MK-201
- Easy connection to HD-1410
- LARGE 2048 Bit Memory » approx. 200 characters
- Four memory quadrants
- Easy insertion of "pauses" in messages for later insertion of variable items such as "RST"
- Connection provided for optional remote control

- 8-50 WPM Speed Range
- Dot & dash memories
- Self completing characters
- Sidetone Oscillator
- Ideal for use as a C P O
- Iambic operation
- Solid state output
- Erase switch clears MK-101 memory in 3 seconds
- TRI-LEVEL Triggered clock during both sending & loading operations

Detailed set of Instruction Manuals \$2.00 [Credited toward purchase] ✓C19

FULLY ASSEMBLED & TESTED
Order Direct • Add \$3.00 for shipping
Texas residents add 5% sales tax



COOK COMMUNICATIONS COMPANY 214-494-1982
3605 O'Henry Drive - Garland, Texas 75042

DOVETRON



MPC-1000C

Multipath Correction
In-Band Diversity &
AFSK Tone Keyer

Amateur Net: \$545.00

Standard features include CONTINUOUSLY tuneable Mark and Space channels (1000 Hz to 3200 Hz), Dual Mode (MARK or FSK) Autostart and internal high level neutral loop keyer (20 to 60 ml). Both EIA and MIL FSK outputs are provided for direct interface to microprocessor and video terminal peripherals.



MPC-1000CR

Signal Regeneration &
Speed Conversion

Amateur Net: \$645.00

A front panel switch permits internal TSR-200 Signal Regenerator-Speed convert-er assembly to electronically "gear-shift" between 60, 67, 75 and 100 WPM. All incoming and outgoing signals are regenerated to less than 0.5% bias distortion. Also available with DIGITAL Autostart (TSR-200D): Amateur Net: \$695.00



MPC-1000R/- TSR-500

Dual UART Regeneration,
Speed Conversion, 200
Char. Memory, Word Cor-
rection & DIGITAL
Autostart

Amateur Net: \$895.00*

The MPC-1000R/TSR-500 provides Preloading and Recirculation of the 200 character FIFO Memory, a keyboard-controlled Word Correction circuit, Variable Character Rate, Tee Dee Inhibit, Blank/LTRS Diddle, a Triple Tone-Pair AFSK Tone Keyer and a Character Recognition/Speed Determination DIGITAL (DAS-100) Autostart mode.

*The MPC-1000R is also available without a TSR assembly and functions as a MPC-1000C with a Triple Tone-Pair AFSK Tone Keyer. This "Basic-R" permits future expansion with a TSR-100, TSR-200, TSR-200D or TSR-500 by simply lifting the lid and plugging in the appropriate TSR assembly: Amateur Net (Basic-R): \$595.00

Your QSL will bring complete specifications, or call: 213-682-3705.

✓D23



627 FREMONT AVENUE
(P. O. BOX 267)
SOUTH PASADENA, CA. 91030

Write for CATALOG

CRAMMED WITH GOV'T SURPLUS
ELECTRONIC GEAR SEND 50¢ FOR HANDLING

ARC-5 TRANSMITTER—with all tubes & crystal. Brand new	\$16.95
AC POWER SUPPLY for above transmitter completely wired & tested. New	\$26.50
R-28/ARC-5 VHF RECEIVER crystal controlled on 4 channels, 100-156 MC. Excellent used condition	\$27.50
T-23/ARC-5 VHF TRANSMITTER, crystal controlled on 4 channels, 100-156 MC. Brand new in original carton	\$29.50
R-23/ARC-5 RECEIVER 190-550 KC continuous tuning—sued with all tubes	\$16.95
ARR-2 RECEIVER 234-258 MC continuous tuning. New	\$8.95

Terms: F.O.B. NYC. 25% deposit with order, balance COD or remittance in full. Subject to prior sale and price change. Open 9 am to 5 pm

G & G RADIO ELECTRONICS ✓G20
COMPANY 45-47 Warren St. (2nd floor)

Ph. 212-267-4605 New York, N.Y. 10007

FLY YOUR RUBBER DUCKY !!

Get off the trunk lid and into the best location on the car... the center of the roof! Tests have proven that the low profile quarter-wave whip, or the rubber-ducky from a Handy-Talky, outperforms a 5/8 whip on the trunk. Take advantage of the super ground plane by converting to the FLYING-DUCKY magnetic mount. Although designed specifically for use with a H-T, it can be used with any mobile rig. Ten second installation.

FLYING-DUCKY magnetic mount consists of:

- Chrome-plated super magnet (holds 50 lbs.)
- Compatible coax plugs furnished to match rig requirements. Specify BNC, F type, PL259-SO239. For TNC Wilson type add \$3.
- Coax cable 105 in. long.

FLYING DUCKY MOUNT AND CABLE... \$13.95
QUARTER WAVE WHIP
(specify connector)..... \$ 5.95
RUBBER DUCKY to match
(specify connector)..... \$ 7.95

Pace-Traps
✓P15

Box 234
Middlebury CT 06762
(203) 758-9228

DIPOLE HEADQUARTERS

Famous "W2AU" Balun



MODEL 1:1
OR
MODEL 4:1 **\$14.95** Plus \$1.00 Shipping

HANDLES FULL 2 KW PEP AND THEN SOME. Broad Banded 3 to 40 Mc. HELPS TVI PROBLEMS By Reducing Coax Line Radiation. NOW ALL STAINLESS STEEL HARDWARE. SO239 Double Silver Plated. IMPROVES F/B RATIO By Reducing Coax Line Pick Up. REPLACES CENTER INSULATOR. Withstands Antenna Pull of Over 500 Lbs. BUILT-IN LIGHTNING ARRESTER. Helps Protect Balun — Could Also Save Your Valuable Gear. BUILT-IN HANG-UP HOOK. Ideal for Inverted Vees, Multi-Band Antennas, Dipoles, Beam and Quads.

MINIMUM ORDER **\$10.00** (Please add enough to cover shipping.)

CABLE

SU FOAM, hi density braid, 50'	\$11.95
SU FOAM, hi density braid, 100'	22.00
RG58A/U, stranded center, 100'	5.95
RG58, 2 ft. w/PL259 on each end.	3.05
RG58, 3 ft. w/PL259 on each end.	3.35
RG58, 5 ft. w/PL259 on each end.	3.65
RG58, 12 ft. w/PL259 on each end.	4.48
RG58, 50 ft. w/PL259 on each end.	7.84
450 OHM LADDER LINE (1" Space) 100'	12.95
GUY WIRE, steel/plastic, 100 ft.	4.95

COPPER WIRE


#14 STRANDED 100' spool.	\$5.95
#14 SOLID, enameled, 100' spool.	5.95

INSULATORS

AIRPLANE style, porcelain ins., wt. 2 lb.	2/\$.99
DOG BONE style, porcelain ins., wt. 2 lb.	3/ 1.25
HY GAIN #155 center insulator, wt. 1.5 lb.	5.95
HY GAIN Cycloc end ins. pair, wt. 1 lb.	3.95
MOSLEY dipole center insulator, wt. 1 lb.	4.25

CONNECTORS and ADAPTORS

PL259, UHF male conn.	2 for \$1.59
SO239, UHF female, chas. mtg.	.89
UG175, Adapts RG58 to PL259.	2 for .59
UG176, Adapts RG58 to PL259	2 for .59
PL259, UHF double female	.99
DM-SP, UHF double male conn.	1.89
M359, 90 deg. UHF elbow conn.	2.10
UG58U, BNC male for RG58	1.49
IO94, BNC female chassis mtg.	.99
M358, UHF "T" connector	2.49
UG255, Adapts UHF female to BNC male	3.49
UG273, Adapts BNC female to UHF male	1.59
AMPHENOL LIGHTNING ARRESTORS.	3.00



HALF-SIZE FULL PERFORMANCE Multi-Band HF Communications Antennas



MOR-GAIN HD DIPOLES • One half the length of conventional half wave dipoles. • Multi-band, Multi-frequency. • Maximum efficiency — no traps, loading coils, or stubs. • Fully assembled and pre-tuned — no measuring, no cutting. • All weather rated — 1 KW AM, 2.5 KW CW or PEP SSB. • Proven performance — more than 15,000 have been delivered.

MODEL	BANDS (Meters)	PRICE	WEIGHT (Oz/Kg)	LENGTH (Ft/Meters)
40-20 HD	40/20	\$53.25	26/ 73	36/10.9
80-40 HD	80/40 + 15	61.25	41/1.15	69/21.0
75-40 HD	75/40	58.75	40/1.12	66/20.1
75-20 HD	75/40/20	70.25	44/1.23	66/20.1
75-10 HD	75/40/20/15/10	78.25	48/1.34	66/20.1
**80-10 HD	80/40/20/15/10	80.25	50/1.40	69/21.0

S81 RADIO PUBLICATIONS, INC.

The Radio Amateur Antenna Handbook	Clear, complete! All about wire antennas, beams, towers, baluns, traps, traps, traps and traps! Best readings, planning, layout!	6.95
Simple, Low-cost Wire Antennas for Radio Amateurs	All new! Low-cost, multi-band antennas, independent beams, traps, antennas for beams or "traps" locations! New data!	4.95

SPECTRONICS, INC.
(312)848-6777 1009 GARFIELD ST. OAK PARK, ILL. 60304

... at last ...
your shack organized!
A beautiful piece of furniture — your XYL will love it!
\$149.95 S-F RADIO DESK
Deluxe - Ready to Assemble
Designed with angled rear shelf for your viewing comfort and ease of operation.
FINISHES: Walnut or Teak Stain.
Also available in Unfinished Birch, \$134.95
Additional Information on Request.
Checks, Money Orders, BankAmericard and Master Charge Accepted.
F.O.B. Culver City. (In Calif. Add 6% Sales Tax.) ✓ S33
S-F AMATEUR RADIO SERVICES
4384 KEYSTONE AVENUE • CULVER CITY, CALIF. 90230 — PHONE (213) 837-4870

Iron Powder and Ferrite TOROIDAL CORES

Shielding Beads, Shielded Coil Forms
Ferrite Rods, Pot Cores, Baluns, Etc.



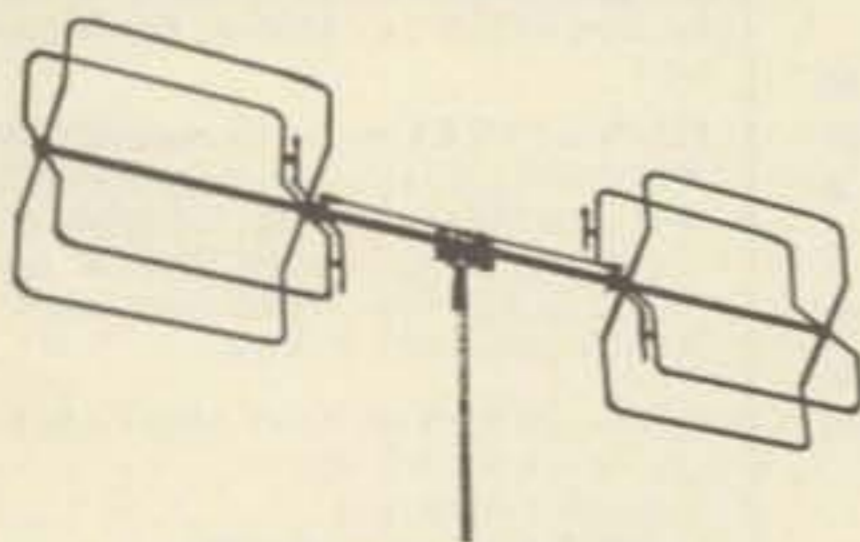
Small Orders Welcome
Free 'Tech-Data' Flyer

AMIDON Associates Since 1963
✓ A26

12033 OTSEGO STREET, NORTH HOLLYWOOD, CALIFORNIA 91607

In Germany: Elektronikladen, Wilhelm — Mellies Str. 88, 4930 Detmold 18, West Germany
In Japan: Toyomura Electronics Company, Ltd., 7-9, 2-Chome Sota-Kanda, Chiyoda-Ku, Tokyo, Japan

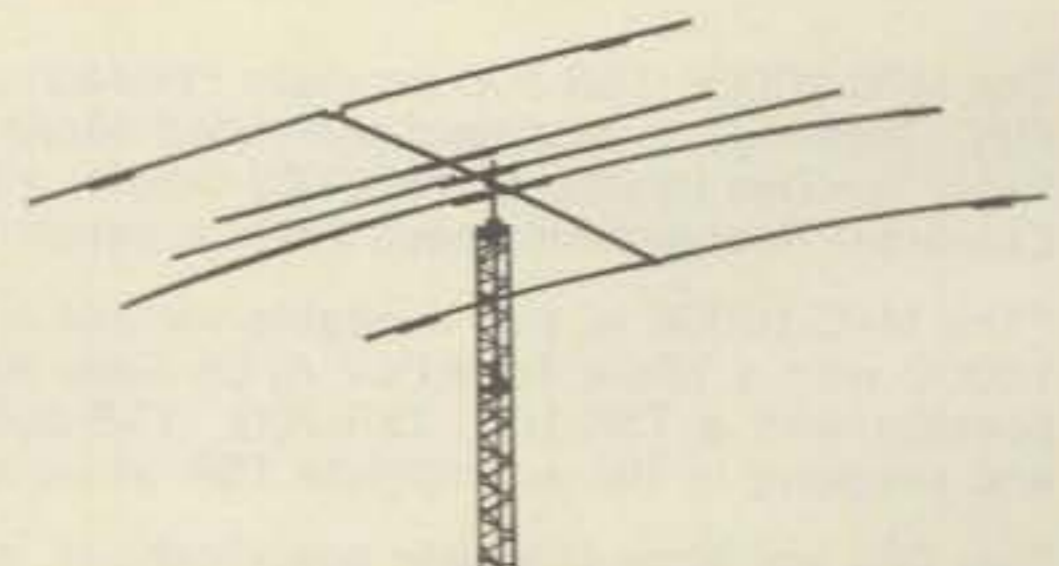
« SWISS QUAD VHF SERIES »



SQ-22 TWO METER DUAL QUAD

ANTENNA GAIN AND FRONT-TO-BACK RATIO ARE WELL IMPROVED WHEN TWO ELEMENTS ARE DRIVEN AT ONE TIME WITH PHASE DIFFERENCE COMPARED TO A SINGLE DRIVEN ELEMENT SUCH AS A CONVENTIONAL QUAD OR YAGI. THE SQ-22 PROVIDES THE OWNER WITH SUCH FEATURES. SIMPLE ASSEMBLY AND LIGHT WEIGHT.

Multi Band Beam Super DX Series



3F35DX MULTI BAND FIVE ELEMENT BEAM

THE 3F35DX BEAM IS FOR USE IN THE 10, 15 AND 20 METER AMATEUR BANDS. THIS IS A HIGH PERFORMANCE BEAM THAT MAKES USE OF A COMBINATION OF PARALLEL-FEED, FULL SIZE INDIVIDUAL DRIVEN ELEMENTS FOR EACH BAND. ALONG WITH THE USE OF HI-Q PARASITIC TRAPPED ELEMENTS. HIGH POWER RATING 3KW AND EXCELLENT VSWR ON EACH BAND.

WRITE OR CALL FOR PRICES AND INFORMATION.

ALL ANTENNAS IN STOCK,
FOB OKLAHOMA CITY, OKLA.

BRODIE ELECTRONICS COMPANY

2537 Edgewood Drive
Moore, Oklahoma 73160
405-794-0406

✓ B42

BARGAIN

Part#	Price	Stock	Part#	Price	Stock
74C42	3/1.00	600			
7450	10/1.00	700			
7447	3/1.00	1000			
745112	5/1.00	2000			
74116	2/1.00	1500			
RCA Zero Voltage Switch					
CA 3079	2/1.00	2000			
GE DPTO Isolator					
H11A2	2/1.00	2000			
T.L. JFET Op-Amp					
TL071	2/1.00	1000			


All component 100% Prime and GUARANTEED.
Master Charge, Visa Accepted.

✓ D28

DELTRONIKS

5151 Buford Hwy.
Atlanta GA 30340
(404) 458-4690

Key Electronics



Full ASCII Professional Keyboard Kit, Model 756



Model 756 Keyboard Kit.....	\$64.95
Model 701 Plastic Enclosure.....	\$14.95
Model 702 Steel Enclosure.....	\$29.95
INTEGRATED CIRCUITS:	
SN76477N Complex Sound Gen.....	\$2.95 2/\$5.50
CA3140 Op Amp.....	.60
CA3240 Dual Op Amp.....	\$1.10
uA555 Timer.....	.45
SOCKETS:	
8 pin Low profile.....	15 8/\$1.00
14 pin Low profile.....	19 6/\$1.00
16 pin Low profile.....	22 5/\$1.00
Transistor Socket.....	12 10/\$1.00

FREE: CA3140 with orders of \$5.00 or more.
Please include \$1.00 for postage and handling

N.Y.S. Residents Add 4% Sales Tax

Send to: **Key Electronics**
P.O. Box 3506
Schenectady, NY 12303

✓ K14

NOW! NOW! NOW! NOW! NOW!


The ultimate answer for eliminating the damaging effects of antenna weight on your rotor it's the

"UDM THRUSTOR"



- Fits any taper tower or can be used with flat top.
- Accepts 1 1/4" mast pipe
- All steel construction.
- Utilizing precision ground & hardened ball-type thrust bearing.
- Comes ready to install.
- Eliminates the damaging effect on your rotor.
- Shipped prepaid UPS (U.S.A.)
- Check, cash, money order, Visa, MasterCard. \$49.95 complete.
- Also available for 2" mast pipe for \$59.95

UDM ENTERPRISES ✓ U10
P.O. Box 2037, Sandusky, Ohio 44870



JAN
CRYSTALS
KEEP
YOU ON
THE AIR

- CB
- CB standard
- 2 meter
- Scanners
- Amateur Bands
- General Communication
- Industry
- Marine VHF
- Micro processor crystals

Send 10¢ for our latest catalog.
Write or phone for more details.

Jan Crystals
2400 Crystal Drive
Ft. Myers, Florida 33907
all phones (813) 936-2397




easy to charge

✓ J2

NEW CoaxProbe* NEW

Coaxial RF Probe for Frequency Counters and Oscilloscopes That Lets You Monitor Your Transmitted Signal Directly From the Coax Line.

Only **\$12.95**
plus .50 postage



FINALLY! A RF PROBE that lets you connect into your coax cable for frequency measurements and modulation waveform checks directly from the transmitter.

JUST CONNECT THE CoaxProbe* into your transmission line and plug the output into the frequency counter or oscilloscope. Insertion loss is less than .2db so you can leave it in while you operate.

A NECESSITY IN ANY WELL-ORGANIZED HAM SHACK, the CoaxProbe* eliminates "jerry-rigging" and hassles when tapping into the coax line is desired.

A SPECIAL METHOD OF SAMPLING keeps output relatively constant with a wide variation of power. Power output of 8 watts gives .31v out, while 800 watts will give 1.8v out. (rms 3-30 mhz.) 2000 watts PEP rating too!

*Trademark of CoaxProbe Co. for rf sampling device.

© 1978 by CoaxProbe Co.

USE IT ON 2 METER RIGS TO ADJUST FREQUENCY. The CoaxProbe* has a range of 1.8 to 150 mhz.

MONITOR YOUR MODULATION WAVEFORM. With an oscilloscope of proper bandwidth, you can check your modulation for flat-topping, etc. Ideal for adjusting the speech processor.

NOW YOU CAN MONITOR SIGNALS when connected to the dummy load, eliminating unnecessary on-the-air radiation.

AVAILABLE FOR THE FIRST TIME TO AMATEURS. Try it for 10 days. If not satisfied, send it back for refund (minus shipping charges).

Order today from:

CoaxProbe Co. ✓ C110

P.O. Box 426, Portage, MI 49081

Michigan Res. Add 4% Sales Tax

TRS-80 OWNERS Send-Receive RTTY & CW




- Auto. send & receive: RTTY & CW.
- Complete hardware & software.
- Connects to TRS-80 User Port & key/headphone jacks.
- 10 message memories - 255 char. ea.
- Keyboard buffer-allows typing ahead.
- Uses built-in PLL or external TU.
- Includes hardware, cassette & manual.
- Morse trainer-random 5 letter words.
- Requires Level II Basic & 16K RAM.

\$99 KIT **\$129** WIRED

■ PET version available, 69.95 kit / 99.95 wired



MACROTRONICS, inc.
 FORMERLY MICROTRONICS
 P.O. Box 747 (S) Keyes, CA 95328
 (209) 634-8888 / 667-2888
 Write or call for detailed brochure



California residents add 6% tax

AUXILIARY POWER for Emergency or Portable Operation



Light wt. Portable Alternator. Stand-by power for Ham Equipment, household needs during power outages or operation in remote areas. Operates lighting, refrigerators, heating systems or other appliances including freq. sensitive loads such as TV sets, induction motors and fluorescent lights. Solid-State voltage regulation. 3750W rating; 25% surge capacity. 120/240V at 31.3/15.6A. 8 HP/3600 RPM B&S engine. Alternator draws just enough engine output to meet load resulting in up to 25% fuel savings. Low interference. Advanced design. Drip-proof construction protects windings from rain and dirt assuring long life. One year warranty by manufacturer. 30"L x 18"W x 19"H. 128 lbs. Shipped via Truck PREPAID (No extra charges) \$659.95

Electric Start	\$110.00
Battery Charging,	11.00
Spark Arrest Muffler	21.00

Models available with 1350 to 7000 watt ratings. Write for our quote and additional information.

Mastercharge or VISA accepted

OUTDOOR OUTFITTERS
 705 Elm Ct. Waukesha, WI 53186
 Ph. 1-414-542-7772 • Ken, N9KS - Mgr.



RTTY SILENTLY: ASC II & BAUDOT

```

αΒΓΔΕΒϞμνπΣφψωΩοιζζ°±÷≈[]|←→↑↓
!"#$%&'()*+,-./012456789:;<=>?
@ABCDEFGHIJKLMNPOQRSTUVWXYZ[\]^_
`abcdefghijklmnopqrstuvwxyz{|}~
    
```

SCT-100 FEATURES:

- 64 X 16 line format with 128 displayable characters
- Serial ASCII or BAUDOT with multiple Baud rates
- \$187 Assembled or \$157 Kit (Partial Kit \$95)
- Full cursor control with scrolling and paging
- On board power supply

Call or write today. MC/VISA accepted

✓X1 **XITEX CORP.**
 13628 Neutron P. O. Box 402110
 Dallas, Texas 75240 (214) 386-3859

Overseas orders and dealers inquiries welcome

DUPLEXERS



US PATENT
4080601

✓W15

OUR NEW BANDPASS-REJECT DUPLEXERS WITH OUR EXCLUSIVE

BpBr CIRCUIT*

... provides superior performance, especially at close frequency spacing.

Models available for all Ham bands. Special price for Amateur Repeater Clubs

CALL OR WRITE FOR DETAILS:

WACOM PRODUCTS, INC.




Box 7307
Waco, Texas 76710
817/776-4444

3/4 KILOWATT DC INPUT ALL MODE VHF AMPLIFIER

SPECIFICATIONS:

Frequency Range	: 144-148MHz; No Tuning
Power Output, Max.	: 350 to 400 Watts
Circuitry	: Fully Transistorized
Modes of Operation	: AM-FM-SSB-CW-RTTY
Duty Cycle	: Continuous Duty
Gain, Typical:	
8 Watts Input	: 300 Watts Output
12 Watts Input	: 350 Watts Output
15 Watts Input	: 400 Watts Output
Primary Wiring	: Built-in AC Power Supply, 115/230 VAC
T/R Switching	: Built-in 1KW Coaxial T/R Relay
Spurious	: 60dB down all Harmonics 60dB down all Spurious
Power Output Select	: 10 Watts (LOW) or 350 Watts (HIGH)
Metering, Lighted	: Front Panel All Mode Set Indicator
Cooling	: Convection SSB and CW Model F135 or F235 required for continuous FM operation
Temperature Control	: Built-in Thermo-Switch for Fan Control
Auxiliary Output	: + 13 Volt at 3 Amperes on Rear Panel
Design Layout	: Hinged Amplifier and Heatsink Top Assembly for easy Accessibility and Service
Weight	: 52 pounds; 24 kilograms
Size (W x H x D)	: 17 x 8 x 13"; 432 x 203 x 330 mm
Mounting	: Bench Mounting, Rubber Bumpers Rack Mounting, 19" Adaptor Kit (OPTIONAL)
Connectors	: SO-239-UHF
USA Price	: \$895.00 FOB Factory



MODEL: V350

**FOR BASE STATION
&
REPEATER USE**



RF POWER LABS, INC. ✓R27

11013-118th Place N.E. • Kirkland, Washington 98033 • Telephone: (206) 822-1251 • TELEX No. 32-1042



NEW
FROM XITEX

\$95 MORSE TRANSCIEVER

SEND:

- 1 to 150 WPM (set from terminal)
- 32 character FIFO buffer with editing
- Auto Space on word boundaries
- Grid/Cathode key output
- LED Readout for WPM and Buffer space remaining

SERIAL INTERFACE:

- ASCII (110, 300, 600, 1200) or Baudot (45, 50, 57, 74) compatible
- Simplex Hi V Loop or T-L electrical interface
- Interfaces directly with the XITEX® SCT-100 Video Terminal Board; Teletypes® Models 15, 28, 33, etc.; or the equivalent



MRS-100 CONFIGURATIONS:

- \$95 Partial Kit (includes Microcomputer components and circuit boards; less box and analog components)
- \$225 Complete Kit (includes box, power supply, and all other components)
- \$295 Assembled and tested unit (as shown)

Overseas Orders and dealer inquires welcome

COPY:

- 1 to 150 WPM with Auto-Sync.
- Continuously computes and displays Copy WPM
- 80 HZ Bandpass filter
- Re-keyed Sidetone Osc. with on-board speaker
- Fully compensating to copy any "fist style"

See your local dealer or contact XITEX® direct.

MC/Visa accepted

XITEX CORP.

13628 Neutron • P. O. Box 402110
Dallas, Texas 75240 • (214) 386-3859

Call Adirondack for

■ New & Used Gear ■ Friendly Advice

Toll-free Order Number
1-800-833-8680*

*For technical information order/repair status
or within N.Y. State, call (518) 842-8350

ADIRONDACK Radio Supply

185-191 West Main Street • P.O. Box 88
Amsterdam, N.Y. 12010 Tel. (518) 842-8350
Just 5 minutes from N.Y. Thruway - Exit 27

Now from J. W. Miller

DAIWA
CORPORATION

Communications Essentials



RF Speech Processor Model RF-440

Increases talk power with splatter free operation. RF clipping assures low distortion. Simply install between microphone and transmitter.

Talk Power: Better than 6 dB
Clipping Threshold: Less than 2 mV at 1 KHz
Bandwidth: 2200 Hz at 6 dB down
Frequency Response: 300-3000 Hz at 12 dB down
Distortion: Less than 3% at 1 KHz, 20 dB clipping
Output Level: More than 50 mV at 1 KHz
Power Requirement: 115 VAC, 60 Hz, 1.4 W;
or 13.5 VDC, 55 mA
Dimensions: 150 x 70 x 150 mm, 6 x 2.5 x 6 in.



CN-720




CN-620

SWR & Power Meters Models CN-720 and CN-620

Simultaneous direct reading SWR,
Forward Power and Reflected Power

Frequency Range: 1.8-150 MHz
SWR Detection Sensitivity: 5 Watts Min.
Power: 3 Ranges (FWD 20/200/1000 Watts)
(REF 4/40/200 Watts)

Input/Output Impedance: 50 Ohm
Dimensions: 180 x 120 x 130 mm;
7 x 4.75 x 5 in.
165 x 75 x 97 mm;
6.5 x 3 x 4 in.



Coaxial Switches

2 Position/Model CS-201
4 Position/Model CS-401

Professionally engineered cavity
Construction: High Isolation
Power Rating: 2.5 kW PEP, 1 kW CW
Impedance: 50 Ohm
Insertion Loss: less than 2 dB
VSWR: 1:1.2
Maximum Frequency: 500 MHz
Isolation: Better than 60 dB at 300 MHz;
better than 45 dB at 450 MHz adjacent
terminal
Connectors: SO-239

**Exclusive USA agent for these units;
inquiries invited.**

Write for literature.




SEE US AT THE
DAYTON HAMVENTION



J. W. Miller Division
BELL INDUSTRIES ✓ B47

19070 REYES AVE. ■ P.O. BOX 5825
COMPTON, CALIFORNIA 90224

Announcing a major breakthrough in design time.



Shown here with
the CSC QT-475
breadboarding strip.

The FTK 6100 Universal Designer is an indispensable aid to breadboarding digital IC's. It plugs directly into breadboards such as the Continental Specialties QT-475, and provides the most often used inputs and outputs for circuit design.

- 2 Bounceless Pushbuttons
- 2 Readouts with BCD Inputs
- 4 Switch Outputs
- 8 LED Monitors
- 2 Variable Clock Generators
- Operates on a 6 volt Battery
- 2 Decade Counters
- 5 volt Supply Pins

Price per Kit: \$34.95

Assembled: \$44.95

Send check or money order to:



14825 N.E. 40th St.,
Suite 340
Redmond, WA 98052
(206) 883-9200
TWX: 910-449-2592

Dealer Inquiries Invited.

Washington residents add sales tax.

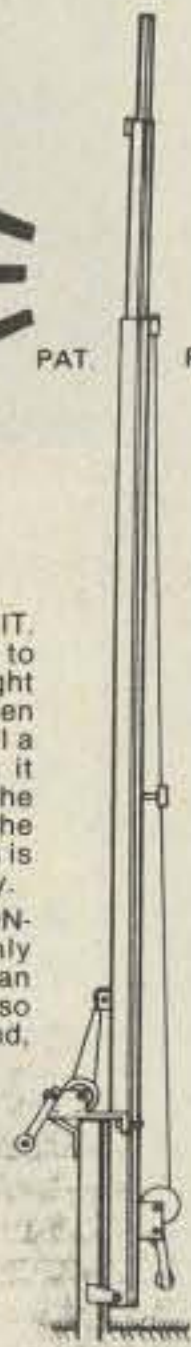
**COMPLETELY FREE-STANDING,
TELESCOPING TOWERS.**

TELE TOWER

PUT IT RIGHT WHERE YOU WANT IT. With one hand, raise the tower from 21' to as high as 55'. Find exactly the right receiving level from CB, Ham or TV. When you want to adjust your antenna, install a new one, or pull maintenance, crank it down again. No more climbing up in the sky to repair or replace antennas. With the exception of our breakover models, this is the most convenient tower you can buy.

BREAKOVERS—THE ULTIMATE IN CONVENIENCE—Our breakovers not only telescope, they lie down for you. One man can crank it down, then lay it down, so your feet never have to leave the ground, even on our tallest towers.

TOTALLY FREE-STANDING No guy wires, no brackets, our towers are designed to withstand 60 mile winds, with 50 pounds rotor and antenna with a vertical area of 6 square feet.



TOWER CONSTRUCTION. We make it out of the finest materials available. Our steel is thicker and heavier, our cables are thicker and stronger—our towers themselves are two or three times heavier than comparable towers on the market. Weight runs about 165 pounds for our 40' towers, 350 pounds for 55'. Several design innovations are used to make Tele-Tow'r the strongest, most reliable tower.

ONE-PIECE PRICE. When you buy one of these towers, you get the whole tower ready to install. No accessory charges, no extra costs for guy wire, base plates, etc. And even our complete one-piece price is considerably lower than any comparable tower on the market.

Concrete sleeves available for Model 40s and Model 55s. By using sleeves you can move tower to another location and all you leave is the sleeve in concrete.

40' MODELS

Model 40 (extends from 21' to 40')
Breakover Model 40 (extends from 23' to 40' with breakover at ground level)

55' MODELS

Model 55 (extends from 21' to 55')
Breakover Model 55 (Extends from 23' to 55' with breakover at ground level)

TELE-TOW'R MFG. CO., INC.

P.O. Box 3412 • Enid, Oklahoma 73701
405-233-4412

✓T52

**CURTIS LSI's
help you**



**speak
MORSE**

- ★ 8044; Keyer-On-A-Chip* (Replaces 8043) . \$14.95
- Apr '75 HR, Feb '76 DST, Radio Hdbk '75, Apr Hdbk '77-78
- ★ 8044-3; IC, PCB, Socket, Manual 24.95
- ★ 8044-4; Semi-Kit 54.95
- ★ 8045; Morse Keyboard-On-A-Chip IC . . . 59.95
- ★ 8045-1; IC, PCB, FIFO, Sockets, Manual . . 89.95
- ★ 8045-2; Semi-Kit 159.95
- ★ 8046; Instructokeyer-On-A-Chip IC . . . 49.95
- ★ 8046-1; Semi-Kit 79.95
- ★ 8047; Message Memory-On-A-Chip IC . . 39.95
- ★ 8047-1; IC, PCB, RAM, Sockets, Manual . . 69.95


(add \$1.75 on above for postage and handling)

- EK-430; CMOS Keyer* (Feb '76 DST) 124.95
- IK-440A; Instructokeyer* (Mar '76 DST) . . . 224.95

*now with dash memory as standard

System 4000 Ham Computer (see Jan '78 DST) (write)

Curtis Electro Devices, Inc.
Dept. S (415) 964-3136
Box 4090, Mountain View, CA 94040



RESETTABLE TO EXACT FREQ.--BASE TUNED WITH LOG

ANTECK, INC.

✓A80

BOX 415
RT. 1
HANSEN, IDAHO 83334
(208) 423-4100



The model MT-1 Mobile Antenna tunes 3.5 to 30 MHz inclusive. 750 WATTS for HAM BANDS, MILITARY, MARS, MARINE, and C.B. Center Loaded for high efficiency. EXACT RESONANCE. FULL OUTPUT from Finals. Base tuned with logging scale and correlation chart from logging scale to Freq. Max. length—116 inches at 3.5 MHz. Min. length—92.5 inches at 30 MHz. 3/8 x 24 Std. Mt. SEE AT YOUR LOCAL DEALER OR ORDER DIRECT \$119.95 EA.

DEALERS—(Inquiries invited)

Clegg Communications
Lancaster, Pennsylvania

Quement Electronics
San Jose, California

Ross Distributing
Preston, Idaho

Omar Electronics
Durand, Michigan

Burghardt Amateur Center
Watertown, So. Dakota

Conley Radio
Billings, Montana

Radio World
Oriskany, New York

C-Comm
Seattle, Washington

Colville Amateur Supply
Colville, Washington

Cohon Amateur Supply
Santa Maria, California

LESS THAN 1.5 VSWR (ENTIRE TUNING RANGE)

STAINLESS STEEL WHIP--FIBERGLASS LOADING COIL--PATENT APPLIED

NO COILS TO CHANGE--NO TUNERS REQUIRED--POSITIVE TUNING LOCK

**APRIL
SPECIALS**

BONUS: Extra 3% Discount on merchandise when order is accompanied by Cashier's Check or Money Order.

HY-GAIN	List	Spl.
#221 TH3JR- Low Power Triband Beam	149.95	109.50
#386 18AVT/WB- 10-80 M. Vertical	99.95	73.00
#214 14 El. 2 Meter Beam	31.95	23.75
#388 TH3MK3-3 El. Triband Beam	229.95	Write
#389 TH6DXX-6 El. Triband Beam	299.95	Write

MOSLEY	List	Spl.
TA-33 3 El. Triband Beam	264.00	169.00
Others—Write		

CUSHCRAFT	List	Spl.
ARX-2 2 Meter Ringo Ranger	39.95	29.75
A147-11 11 El. 2 Meter Beam	36.95	27.50
ATB-34 4 El. Triband Beam	289.95	215.00

ALLIANCE	List	Spl.
HD-73 Rotor for above beams	159.95	99.00

OTHERS: B&W, Hustler, CDE, Wire & Cable, Wilson

Send stamp for price sheet and descriptive information. PRICES DO NOT INCLUDE SHIPPING. We do not export.








**COMMUNICATIONS
SERVICES**


✓C89 326 A WEST MAIN STREET,
PHILADELPHIA MS 39350
PHONE: 601-656-5345
HOURS: 7-5 Mon-Fri.

Prices are subject to change without notice.

BELDEN

Part Number	MHz	db/100 ft.	db/100 m
 9888 39¢/ft	50	1.2	3.9
	100	1.8	5.9
	200	2.6	8.5
	300	3.3	10.8
	400	3.8	12.5
 8214 25¢/ft.	50	1.2	3.9
	100	1.8	5.9
	200	2.6	8.5
	300	3.3	10.8
	400	3.8	12.5
 8237 21¢/ft	100	2.0	6.6
	200	3.0	9.8
	400	4.7	15.4
	900	7.8	25.6
	 8267 25¢/ft	100	2.0
200		3.0	9.8
400		4.7	15.4
900		7.8	25.6

 8448 16¢/ft	No. of Cond. — 8
	AWG (in mm) — 6-22, (7x30), (.76); 2-18, (16x30), [1.19]

 9405 26¢/ft	No. of Cond. — 8
	AWG (in mm) — 2-16, (26x30), [1.52]; 6-18, (16x30), [1.17]

MADISON ✓M35
ELECTRONICS SUPPLY, INC.
 1508 McKINNEY • HOUSTON, TEXAS 77002
 713/658-0268



CONNECTOR ASSORTMENT

\$25.00 **\$23.50** each
 Postpaid lots of three

Includes: 5- PL259, 5- SO239, 5- UG175, 5- UG176, 2- PL258, 1- DM, 1- M358, 2- M359, 1- UG255, 1- UG273, 2- PL259PO, 1- 1021-20, 1- Lightning Arrestor.

Master Charge & Visa accepted / Send for Free Catalog

COAKIT ✓C21

P.O. Box 101-A Dumont, N. J. 07628
 Circle C21 on Reader Service Card

Introducing The 10-second PL Tune-Up

A screwdriver and a frequency counter are all you need to tune our new PL encoder units over the entire frequency range (67 to 250.3 Hz) in a matter of seconds. A new state-of-the-art design has produced an incredibly small, ultra stable tunable PL tone unit which exceeds all EIA performance specifications. Model 511A operates at any voltage from 10-25 V dc and comes with 5 year manufacturer's limited warranty.

COMPARE THESE FEATURES

SUB-MINIATURE SIZE: 1" L x 7/8" D x 1/2" H
 CONTINUOUSLY TUNABLE: Any frequency between 67 Hz and 250.3 Hz
 EASY TO INSTALL: Self-stick back for easy mounting; Just 3 leads.
 EXCEEDS ALL EIA SPECIFICATIONS: Stability 5%; Operating temperature range: -30 to +60 C
 LOW COST: Price \$34.95 plus \$1.50 postage and handling.
 ATTENTION CONTROL OPS—Model 510A miniature (1-3/4 L x 1-3/16 D x 1/2) encoder-decoder. Same as above specs. Field tunable. Built-in Hi-Pass Filter eliminates RX tone. Price \$69.95 plus \$1.50 postage and handling.

Introductory Special: GIVE US YOUR FREQUENCY CHOICE AND WE WILL SET UP UNIT IN OUR LAB. NYS residents please add sales tax. Send check, money order, Visa or Master Charge (COD OK) to:

API Industries ✓A81
 P.O. Box 230
 Greenvale, New York 11548

FAST SCAN ATV

ALL YOU NEED IN ONE BOX



Show the shack, home movies, computer games, etc. Connect to the ant. terminals of any TV set, add a good 450 antenna, a camera, and you are there . . .

- 10 Watts peak RF output. Specify 434.0 or 439.25 MHz
- Subcarrier sound with plenty of mic gain for distance pick-up.
- 8 MHz bandwidth, high resolution necessary for computer alphanumeric and color.
- Tuneable converter covers 420 to 450. (Covers CH 2, 3)
- Contains AC to 12VDC regulated 3 AMP power supply.
- Only \$399.00 direct mail. Check, Money Order, VISA. Send S.A.S.E. for catalog of ATV Modules and PC Boards.

P.C. ELECTRONICS

Maryann WB6YSS 2522 PAXSON Tom W6ORG
 ARCADIA, CA 91006

TR7400A "KENWOOD" OWNERS: SCANNER KIT

- Installs completely inside rig. No obtrusive external connections.
- Scans the complete band or only the portion you select on the MHz switch of your rig (e.g., 144-148 or 146-148 MHz).
- Scan frequency is displayed on digital readout.
- Two miniature toggle switches supplied with kit (scanner: on-off, scan-lock may be mounted externally or on the top or bottom cover of the rig).
- In the scanner off mode the TR-7400A behaves normally. In the scanner ON mode the scanner locks up on an occupied frequency, pauses for a preset time (3-30 seconds) and then resumes scanning. This means you can eavesdrop all over the band without lifting a finger. When you hear something interesting you flip the switch to the lock mode and the rig is ready to transmit.
- Scans at the rate of 50 kHz per second.
- Complete with detailed instructions (even for the beginner).

INTRODUCTORY OFFER

Kit: \$39.95 Pre-assembled: \$59.95 (add \$1.50 postage & handling)

FT-227 "MEMORIZER" OWNERS: SCANNER KIT

- Selectable sweep width (up to full band).
- Scans *only* the portion of band you select.
- Scans at the rate of 200 kHz per second.
- Switch modification on mike allows you to scan past, or lock on, any occupied frequency.
- Complete kit with detailed instructions.
- Installs *inside* rig; no obtrusive external connections.
- Rig can easily be returned to original condition whenever desired.
- Scans to preset limits and reverses.
- Automatic bypass of locked frequency in 3½ seconds unless you press lock-on switch.
- You can eavesdrop all over the band without lifting a finger.

Kit \$34.95 [add \$1.50 postage & handling]

Pre-assembled and tested \$54

IC22S OWNERS: SCANNER KIT

- Continuously scans 2m band from 145.35-147.975 in 15 kHz steps.
- LED indicator tells when rig is scanning.
- Switch modification on mike allows you to scan past or lock on to any occupied frequency.
- Memory circuit allows scanner to hold last frequency locked in for at least 2 hours after power is turned off.
- Uses one matrix position leaving the other 21 usable for manual programming.
- Complete kit with detailed instructions, installs inside rig, no obtrusive external connections, no drilling, rig could be returned to original condition if desired.



Kit \$34.95 [add \$1.50 postage & handling]
 Pre-assembled \$54

DEALER INQUIRIES
 INVITED

**AED
 ELECTRONICS**

750 LUCERNE RD., SUITE 120
 MONTREAL, QUEBEC, CANADA H3R 2H6
 TEL. 514-737-7293

✓A60





OPEN TUES THRU SAT

DON'T BE FOOLED! Buy your Bird from the store with the largest stock!


One well-known store in the south doesn't stock "E" series elements. Then there's the place in the midwest that orders only after you place your order! We stock heavy and we mean business. Call us when you get discouraged!

AMATEUR RADIO SUPPLY, SEATTLE

✓ A55

6213 - 13th Ave. So. 98108 — (206) 767-3222

Scans any or all 800 Channels of the 2 Meter Band -



CES Model 800 programs in just seconds and any number of channels can be scanned or you can scan entire band without losing memory. PTT switch stops scanning and is put into hold mode. Internal battery holds memory when disconnected.

Available for Yeasu 227R, KDK FM 144, Midland 13-510, Kenwood 7400.

✓ C115

At your Ham Radio Dealer or Call or Write

CES COMMUNICATIONS ELECTRONICS SPECIALTIES, inc.

399 W. Fairbanks Ave., Winter Park, Fla. 32769
305/645-0474

ALL NEW

Real-State-of-the-Art

TWO NEW AC•DC•BATTERY PORTABLE COUNTERS

OPTO-8000 .1A 10Hz to 600 MHz — FREQUENCY COUNTER

- Precision TCXO time base 0.1 PPM Stability 17-40°C
- Super Sensitivity with preamps in both HI-Z & 50 Ohm inputs <10mV to 50MHz, 25 mV @ 150 MHz <50mV to 600MHz
- Auto Decimal Point • Aluminum Case • Socketed IC's
- Three position attenuator: X1, X10, X100 (avoids false counting)

#OPTO-8000.1A	Factory Assembled	\$329.95
#OPTO-8000.1AK	Kit Form	\$279.95
#NI-CAD-80	NI-CAD Battery Pack	\$ 19.95

OPTO-7000 10 Hz to 600 MHz MINIATURE COUNTER

- XTAL (TCXO) Time Base ±.08PPM/°C
- Aluminum Case • HI-Z & 50 Ohm inputs
- 1 Sec. & 1/10 Sec. Gate times • Auto Dec. Pt.
- Built-in Prescaler and Preamps Standard

#OPTO-7000	Factory Assembled - 1 Year-Guar...	\$139.95
#OPTO-7000K	Kit Form.....	99.95
#AC-70	AC Power Pack.....	4.95
#NI-CAD-70	NI-CAD Battery Pack	19.95
#TCXO-70	Precision TCXO Time Base <0.1PPM, 17-40°C.....	79.95

ACCESSORIES


PROBES:

#P-100	50 Ohm, 1X	\$13.95
#P-101	Lo-Pass.....	16.95
#P-102	H1-Z, 2X	16.95
#AP-8015	UHF Counter Preamp 20 MHz to 600 MHz 15-50 DB Gain (Not Shown) ..	\$49.95/Kit \$39.95

#D-450 Antenna Rubber Duck RF Pick-up 450 MHz ... \$12.50

#D-146 Same as above 146.5MHz..... \$12.50

#RA-BNC Right-Angle BNC Adapter for above Antenna



✓ 03

OPTOELECTRONICS, INC.

5821 NE 14 Avenue
Ft. Lauderdale, FL 33334
Phones: (305) 771-2050 771-2051

Phone orders accepted

ORDER FACTORY DIRECT — PHONE OR MAIL


TERMS: Orders to U.S. and Canada, add 5% to maximum of \$10.00 per order for shipping, handling and insurance. To all other countries, add 10% of total order. Florida residents add 4% state tax. C.O.D. fee: \$1.00. Personal checks must clear before merchandise is shipped.



Same day shipment. First line parts only. Factory tested. Guaranteed money back. Quality IC's and other components at factory prices.

INTEGRATED CIRCUITS

7400TTL	LM370	1.15	CD4553	3.50				
7400N	LM377	3.00	CD4566	2.25				
7402N	LM379	3.00	CD4583	4.50				
7404N	LM380N	1.00	CD4585	1.10				
7409N	LM381	1.60	CD40192	3.00				
7414N	LM703H	40	74C00	28				
7420N	LM709H	28	74C04	33				
7422N	LM723H/N	50	74C10	28				
7430N	LM733N	67	74C14	2.10				
7442N	LM741CH	35	74C30	28				
7445N	LM741N	25	74C48	1.95				
7447N	LM747N	82	74C74	75				
7448N	LM748N	35	74C76	1.40				
2450N	LM1303N	82	74C90	1.40				
7474N	LM1304	1.10	74C93	1.40				
7475N	LM1305	1.27	74C154	3.00				
7485N	LM1307	2.00	74C160	1.44				
7489N	LM1310	2.75	74C175	1.35				
7490N	LM1458	47	74C192	1.85				
7492N	LM1800	1.75	74C221	2.00				
7493N	LM1812	7.50	74C225	3.00				
7495N	LM1888	3.00	74C905	3.00				
74100N	LM2111	1.75	74C906	1.95				
74107N	LM2902	1.50	74C914	1.95				
74121N	LM3300N	80	74C922	5.50				
74123N	LM3305	1.75	74C923	6.95				
74125N	LM3909N	.61	74C925	6.95				
74145N	MC1458V	.50	74C926	6.95				
74150N	NE540L	2.88	74C927	6.95				
74151N	NE550N	.65						
74154N	NE555V	.79						
74157N	NE568A	1.00						
74162N	NE565A	1.50						
74163N	NE567V	1.20						
74174N	NE570B	5.00						
74175N	NE571B	5.00						
74190N	78L05	.60						
74192N	78L06	.60						
74193N	78L05	.60						
74221N	78M05	.85						
74258N	75108	1.75						
74365N	75491CN	.50						
74366N	75492CN	.55						
74367N	75494CN	.89						



RCA Cosmac Super Elf Computer \$106.95

Compare features before you decide to buy any other computer. There is no other computer on the market today that has all the desirable benefits of the Super Elf for so little money. The Super Elf is a small single board computer that does many big things. It is an excellent computer for training and for learning programming with its machine language and yet it is easily expanded with additional memory, Tiny Basic, ASCII Keyboards, video character generation, etc.

The Super Elf includes a ROM monitor for program loading, editing and execution with SINGLE STEP for program debugging which is not included in others at the same price. With SINGLE STEP you can see the microprocessor chip operating with the unique Quest address and data bus displays before, during and after executing instructions. Also, CPU mode and instruction cycle are decoded and displayed on nine LED indicator lamps.

An RCA 1861 video graphics chip allows you to connect to your own TV with an inexpensive video modulator to do graphics and games. There is a speaker system included for writing your own music or using many music programs already written. The speaker amplifier may also be used to drive relays for control purposes.

A 24 key HEX keyboard includes 16 HEX keys

plus load, reset, run, wait, input, memory protect, monitor select and single step. Large, on board displays provide output and optional high and low address. There is a 44 pin standard connector for PC cards and a 50 pin connector for the Quest Super Expansion Board. Power supply and sockets for all IC's are included in the price plus a detailed 90 page instruction manual.

Many schools and universities are using the Super Elf as a course of study. OEM's use it for training and research and development.

Remember, other computers only offer Super Elf features at additional cost or not at all. Compare before you buy. Super Elf Kit \$106.95, High address option \$8.95, Low address option \$9.95. Custom Cabinet with drilled and labelled plexiglass front panel \$24.95. NiCad Battery Memory Saver Kit \$6.95. All kits and options also come completely assembled and tested. Questdata, a 12 page monthly software publication for 1802 computer users is available by subscription for \$12.00 per year.

Tiny Basic for ANY 1802 System
Cassette \$10.00. On ROM \$38.00. Super Elf manuals, 30% off. Object code listing with manual \$5.00. Object list, manual and paper tape \$10.00. Original ELF Kit Board \$14.95.

Cassette Interface \$89.95

Improvements and revisions are easily done with the monitor. If you have the Super Expansion Board and Super Monitor the monitor is up and running at the push of a button.

Other on board options include Parallel Input and Output Ports with full handshake. They allow easy connection of an ASCII keyboard to the input port. RS 232 and 20 ma Current Loop for teletype or other device are on board and if you need more memory there are two S-100 slots for static RAM or video boards. A Godbout 8K RAM board is available for \$135.00. Also a 1K Super Monitor version 2 with video driver for full capability display with Tiny Basic and a video interface board. Parallel I/O Ports \$9.85, RS 232 \$4.50, TTY 20 ma I/F \$1.95, S-100 \$4.50. A 50 pin connector set with ribbon cable is available at \$12.50 for easy connection between the Super Elf and the Super Expansion Board.

The Power Supply Kit for the Super Expansion Board is a 5 amp supply with multiple positive and negative voltages \$29.95. Add \$4.00 for shipping. Prepunched frame \$5.00. Case \$10.00. Add \$1.50 for shipping.

Auto Clock Kit \$15.95
DC clock with 4-.50" displays. Uses National MA-1012 module with alarm option. Includes light dimmer, crystal timebase PC boards. Fully regulated, comp. instructs. Add \$3.95 for beautiful dark gray case. Best value anywhere.

RCA Cosmac VIP Kit \$229.00
Video computer with games and graphics. Fully assem. and test. \$249.00

Not a Cheap Clock Kit \$14.95
Includes everything except case. 2-PC boards. 6-.50" LED Displays. 5314 clock chip, transformer, all components and full instructions. Orange displays also avail. Same kit w/.80" displays. Red only. \$21.95 Case \$11.75

60 Hz Crystal Time Base Kit \$4.40
Converts digital clocks from AC line frequency to crystal time base. Outstanding accuracy. Kit includes: PC board, IC, crystal, resistors, capacitors and trimmer.

Digital Temperature Meter Kit
Digital and outdoor. Switches back and forth. Beautiful. 50" LED readouts. Nothing like it available. Needs no additional parts for complete, full operation. Will measure -100° to +200°F, tenths of a degree, air or liquid. Very accurate. \$39.95
Beautiful woodgrain case w/bezel \$11.75

NiCad Battery Fixer/Charger Kit
Opens shorted cells that won't hold a charge and then charges them up, all in one kit w/full parts and instructions. \$7.25

PROM Eraser Will erase 25 PROMs in 15 minutes. Ultraviolet, assembled \$34.50

Rockwell AIM 65 Computer
6502 based single board with full ASCII keyboard and 20 column thermal printer. 20 char. alphanumeric display, ROM monitor, fully expandable. \$375.00. 4K Assembler \$85.00, 8K Basic Interpreter \$100.00. Power supply assembled in case \$60.00.

Multi-voltage Computer Power Supply
8v 5 amp, ±18v .5 amp, 5v 1.5 amp, -5v .5 amp, 12v .5 amp, -12 option. ±5v, ±12v are regulated. Kit \$29.95. Kit with punched frame \$34.95. Woodgrain case \$10.00.

Video Modulator Kit \$8.95
Convert your TV set into a high quality monitor without affecting normal usage. Complete kit with full instructions.

2.5 MHz Frequency Counter Kit
Complete kit less case \$37.50

30 MHz Frequency Counter Kit
Complete kit less case \$47.75
Prescaler kit to 350 MHz \$19.95

79 IC Update Master Manual \$35.00
Complete IC data selector, 2500 pg. master reference guide. Over 50,000 cross references. Free update service through 1979. Domestic postage \$3.50. Foreign \$5.00. 1978 IC Master closeout \$19.50.

Stopwatch Kit \$26.95
Full six digit battery operated. 2-5 volts. 3.2768 MHz crystal accuracy. Times to 59 min., 59 sec., 99 1/100 sec. Times std., split and Taylor. 7205 chip, all components minus case. Full instructions.

Hickok 3 1/2 Digit LCD Multimeter
Batt/AC oper. 0.1mv-1000v. 5 ranges. 0.5% accur. Resistance 6 low power ranges 0.1 ohm-20M ohm. DC curr. .01 to 100ma. Hand held, 1/2" LCD displays, auto zero, polarity, over-range. \$74.95.

S-100 Computer Boards

8K Static RAM Kit	\$135.00
16K Static RAM Kit	265.00
24K Static RAM Kit	423.00
32K Dynamic RAM Kit	310.00
64K Dynamic RAM Kit	470.00
8K/16K Eprom Kit (less PROMS)	\$89.00
Video Interface Kit	\$139.00
Motherboard \$39.	Extender Board \$8.99

TERMS: \$5.00 min. order U.S. Funds. Calif residents add 6% tax. BankAmericard and Master Charge accepted. Shipping charges will be added on charged cards.

FREE: Send for your copy of our NEW 1979 QUEST CATALOG. Include 28¢ stamp.

**NOT FOR
BEGINNERS**

"HOT" NEW BOOKS FOR MICRO-COMPUTER PROS!

The latest in micro-computer books that people waited in line to buy!



TV Typewriter Cookbook
By D. Lancaster

Covers tvt terms, principles, configurations, memories, system design, cursor & update circuitry & techniques, hard copy, color graphics, keyboards & encoders. 256 pgs. #21313... \$9.95



8080/8085 Software Design
By C. Titus, P. Rony, D. Larsen & J. Titus

Offers basic & advanced instructions for assembly language programming. Covers mathematical manipulations, number-base conversions, decoders, arrays, etc. 336 pgs. #21541... \$9.50



CMOS Cookbook
By D. Lancaster

What CMOS is, how it works, & how to power, use, test & interface it, etc. With minicatalog of over 100 devices. 416 pgs. #21398... \$10.50



Getting Acquainted with Microcomputers
By L. Frenzel

Explains basic concepts, definitions, organization, architecture, operation, software, programming & personal computing. With experiments for self-education. 288 pgs. #21486... \$8.95



Design of OP-AMP Circuits, with Experiments
By H. Berlin

The fundamentals of operational amplifier devices (e.g., 741 & 3900) in linear amps, differentiators, filters & nonlinear amps. 35 experiments. 224 pgs. #21537... \$7.95

**AVAILABLE FOR THE
FIRST TIME BY MAIL!**

**NO RISK
OFFER!**

**YOURS TO EXAMINE
AT NO RISK
FOR 15 DAYS**



Z-80 Microcomputer Handbook
By W. Barden, Jr.

All about the Zilog Z-80, a very sophisticated microprocessor: its hardware, its software, and microcomputers built around it. 304 pgs. #21500... \$8.95



Design of Phase Locked Loop Circuits, with Experiments
By H. Berlin

Details the design of the basic PLL circuits, detector, phase comparator & voltage-controlled oscillator circuits. 15 experiments. 256 pgs. #21545... \$8.95

Clip Out-Mail Today!

YES—Please send me the book(s) indicated below. If I'm not completely satisfied, I may return any or all within 15 days of receipt for full credit or refund. Add sales tax where applicable.

- | | | |
|--------------------------------|--------------------------------|--------------------------------|
| <input type="checkbox"/> 21313 | <input type="checkbox"/> 21539 | <input type="checkbox"/> 21538 |
| <input type="checkbox"/> 21486 | <input type="checkbox"/> 21541 | <input type="checkbox"/> 21035 |
| <input type="checkbox"/> 21500 | <input type="checkbox"/> 21537 | <input type="checkbox"/> 21398 |
| <input type="checkbox"/> 21524 | <input type="checkbox"/> 21545 | |

I have checked 3 or more titles and deducted my 10% savings.

Name _____ (Please Print)

Address _____

City _____

State _____ Total: \$ _____

Zip Code _____

Check Money Order Master Charge

Visa/BankAmericard

Exp. Date _____

Account No.: _____

Interbank No.: _____ (Master Charge only) MIS 2

317

Signature: _____

Minimum credit card purchase: \$10.00

MAIL TO:
Howard W. Sams & Co., Inc.
4300 W. 62nd St.
Indianapolis, IN 46206

Prices subject to change 6 months after issue date.



The Cheap Video Cookbook
By D. Lancaster

A complete guide to super-low-cost alphanumeric & graphic microprocessor-based video displays, with construction details on a seven IC circuit—& much more! 256 pgs. #21524... \$5.95



555 Timer Applications Sourcebook, with Experiments
By H. Berlin

Deals with the many uses of the 555 timer "chip"—for timing, signal generation, voltage regulation, control, sequencing. 15 experiments. 160 pgs. #21538... \$5.95



Design of Active Filters, with Experiments
By H. Berlin

An intro to the theory, design & use of active filter circuits using the 741 op-amp chip—and no complex math. Many experiments, examples. 240 pgs. #21539... \$7.95



TTL Cookbook
By D. Lancaster

Explains what transistor-transistor logic is, how it works & how to use it—for a digital counter & display system, electronic stopwatch, digital tachometer, voltmeter, etc. 336 pgs. #21035... \$9.50

NEW from Flesher



TR-128

*RTTY Regenerative
Speed Converter

TTL compatible connections for direct hook-up to the Flesher TU-170, also adaptable to other terminal units.

- 60, 67, 75, 100 WPM and 110 BAUD ASCII
- Stable crystal-controlled oscillator
- 128 Character storage capacity with storage status meter to show buffer fill
- Pre-loads and repeats up to 128 characters
- Has continuously variable character rate
- Low power CMOS circuitry
- One-board (total circuitry) construction
- Power requirement; 115V 60Hz; 5W

TR-128 Kit \$169.95 TR-128 Wired \$239.95

Prices good thru June 30, 1979

Flesher products . . . the critics choice!



FLESHER CORP.



P.O. Box 976, Topeka, Kansas 66601 (913) 234-0198

3 YEARS WARRANTY! EXACT Replacements for SYLVANIA ECG Transistor-Diodes-ICs

ECG#	ECG#	ECG#	ECG#	ECG#	ECG#
100	94	163	5.95	220	1.72
101	96	164	5.75	221	1.90
102	96	165	6.95	222	1.99
102A	98	171	1.37	223	2.79
103	1.05	172A	.72	224	5.06
103A	1.11	175	1.62	225	4.34
104	1.06	176	2.06	226	1.67
105	2.27	177	.49	228	1.38
106	.80	179	5.69	229	1.06
107	.79	180	5.88	230	3.60
108	.89	181	4.65	231	3.96
121	2.15	182	3.35	232	.70
123	.69	183	3.63	233	.74
123A	.79	184	1.37	234	.72
124	1.53	185	1.70	235	2.45
126	1.16	186A	1.46	236	5.75
127	4.60	187A	1.46	237	5.07
128	1.37	188	1.59	238	7.95
129	1.56	189	1.59	239	3.02
130	1.95	190	1.85	241	1.71
131	1.98	191	2.07	242	1.90
132	1.01	192	.98	276	8.72
133	1.14	193	1.04	278	2.36
152	1.43	194	.82	279	5.85
153	1.85	195A	2.67	280	5.06
154	1.85	196	1.98	281	6.35
155	2.02	197	1.89	282	4.24
157	1.43	198	1.89	283	6.32
158	1.08	199	.59	284	7.35
159	.86	210	1.37	285	7.99
160	1.43	211	1.56	286	5.75
161	.98	218	3.08	287	.69
162	5.75	219	4.36	288	.74
				289	.88
				290	.98
				291	1.99
				292	2.26
				293	1.08
				294	1.14
				295	2.02
				297	1.13
				298	1.13
				299	2.02
				300	2.02
				302	2.80
				306	2.80
				307	2.57
				308	7.65
				309K	3.27
				310	7.65
				311	2.13
				312	1.13
				313	1.00
				314	7.85
				315	2.01
				316	2.74
				317	24.20
				318	20.60
				319	1.11
				320	26.00
				321	7.85
				322	1.80
				323	3.53
				324	3.53
				325	27.50
				326	.96

- R-U-S-H, All Orders Shipped Same Day Received
- FREE Freight on all prepaid orders
- EXCLUSIVE 3 YEAR CONDITIONAL WARRANTY!
- NO Min. Order-Quantity Discounts Available
- Exact ICs & Diodes In Stock
- Longer Hours Mon-Sat 9a-10p, Sun 1-7p
- Call or write today—to place your order (518)-465-3367

Communications & T.V. Unlimited
Dept 73, 17 Washington St., Rensselaer, N.Y. 12144
DISTRIBUTOR INQUIRIES INVITED
T.V.-C.B.-AMATEUR RADIO-STEREO-MONITORS-
ELECTRONIC PARTS

SEE YOU IN DAYTON!



COMPLETE KITS: CONSISTING OF EVERY ESSENTIAL PART NEEDED TO MAKE YOUR COUNTER COMPLETE. **HAL-600A** 7-DIGIT COUNTER WITH FREQUENCY RANGE OF ZERO TO 600 MHz. FEATURES TWO INPUTS: ONE FOR LOW FREQUENCY AND ONE FOR HIGH FREQUENCY; AUTOMATIC ZERO SUPPRESSION. TIME BASE IS 1.0 SEC OR .1 SEC GATE WITH OPTIONAL 10 SEC GATE AVAILABLE. ACCURACY ±.001%, UTILIZES 10-MHz CRYSTAL 5 PPM.

COMPLETE KIT..... \$129

HAL-300A 7-DIGIT COUNTER WITH FREQUENCY RANGE OF ZERO TO 300 MHz. FEATURES TWO INPUTS: ONE FOR LOW FREQUENCY AND ONE FOR HIGH FREQUENCY; AUTOMATIC ZERO SUPPRESSION. TIME BASE IS 1.0 SEC OR .1 SEC GATE WITH OPTIONAL 10 SEC GATE AVAILABLE. ACCURACY ±.001%, UTILIZES 10-MHz CRYSTAL 5 PPM.

COMPLETE KIT..... \$109

HAL-50A 8-DIGIT COUNTER WITH FREQUENCY RANGE OF ZERO TO 50 MHz OR BETTER. AUTOMATIC DECIMAL POINT, ZERO SUPPRESSION UPON DEMAND. FEATURES TWO INPUTS: ONE FOR LOW FREQUENCY INPUT, AND ONE ON PANEL FOR USE WITH ANY INTERNALLY MOUNTED HALTRONIX PRE-SCALER FOR WHICH PROVISIONS HAVE ALREADY BEEN MADE. 1.0 SEC AND .1 SEC TIME GATES. ACCURACY ±.001%. UTILIZES 10-MHz CRYSTAL 5 PPM.

COMPLETE KIT..... \$109

PRE-SCALER KITS

HAL 300 PRE..... \$19.95
(Pre-drilled G10 board and all components)

HAL 300 A/PRE..... \$24.95
(Same as above with preamp)

HAL 600 PRE..... \$34.95
(Pre-drilled G10 board and all components)

HAL 600 A/PRE..... \$39.95
(Same as above but with preamp)

TOUCH TONE DECODER KIT

HIGHLY STABLE DECODER KIT. COMES WITH 2 SIDED, PLATED THRU AND SOLDER FLOWED G-10 PC BOARD, 7-567's, 2-7402, AND ALL ELECTRONIC COMPONENTS. BOARD MEASURES 3 1/2 x 5 1/2 INCHES. HAS 12 LINES OUT. ONLY \$39.95

DELUXE 12-BUTTON TOUCHTONE ENCODER KIT utilizing the new ICM 7206 chip. Provides both VISUAL AND AUDIO indications! Comes with its own two-tone anodized aluminum cabinet. Measures only 2 3/4 x 3 3/4". Complete with Touch-Tone pad, board, crystal, chip and all necessary components to finish the kit.

PRICED AT..... \$29.95

For those who wish to mount the encoder in a hand-held unit, the PC board measures only 9/16" x 1 3/4". This partial kit with PC board, crystal, chip and components.

PRICED AT..... \$14.95

ACCUKEYER—MEMORY OPTION KIT THIS ACCUKEYER MEMORY KIT PROVIDES A SIMPLE, LOW COST METHOD OF ADDING MEMORY CAPABILITY TO THE WB4VVF ACCUKEYER. WHILE DESIGNED FOR DIRECT ATTACHMENT TO THE ABOVE ACCUKEYER, IT CAN ALSO BE ATTACHED TO ANY STANDARD ACCUKEYER BOARD WITH LITTLE DIFFICULTY. \$16.95

ACCUKEYER (KIT) THIS ACCUKEYER IS A REVISED VERSION OF THE VERY POPULAR WB4VVF ACCUKEYER ORIGINALLY DESCRIBED BY JAMES GARRETT, IN QST MAGAZINE AND THE 1975 RADIO AMATEURS HANDBOOK. \$16.95

ACCUKEYER—MEMORY OPTION KIT—TOGETHER ONLY \$32.00

6-DIGIT CLOCK • 12/24 HOUR

COMPLETE KIT CONSISTING OF 2 PC G10 PRE-DRILLED PC BOARDS, 1 CLOCK CHIP, 6 FND 359 READOUTS, 13 TRANSISTORS, 3 CAPS, 9 RESISTORS, 5 DIODES, 3 PUSH-BUTTON SWITCHES, POWER TRANSFORMER AND INSTRUCTIONS.

DON'T BE FOOLED BY PARTIAL KITS WHERE YOU HAVE TO BUY EVERYTHING EXTRA.

PRICED AT..... \$12.95


CLOCK CASE Available and will fit any one of the above clocks. Regular Price... \$6.50 But Only \$4.50 when bought with clock

SIX-DIGIT ALARM CLOCK KIT for home, camper, RV, or field-day use. Operates on 12-volt AC or DC, and has its own 60-Hz time base on the board. Complete with all electronic components and two-piece, pre-drilled PC boards. Board size 4" x 3". Complete with speaker and switches. If operated on DC, there is nothing more to buy.

PRICED AT..... \$16.95
Twelve-volt AC line cord for those who wish to operate the clock from 110-volt AC. \$2.95

SHIPPING INFORMATION

ORDERS OVER \$15.00 WILL BE SHIPPED POSTPAID EXCEPT ON ITEMS WHERE ADDITIONAL CHARGES ARE REQUESTED. ON ORDERS LESS THAN \$15.00 PLEASE INCLUDE ADDITIONAL \$1.00 FOR HANDLING AND MAILING CHARGES. SEND SASE FOR FREE FLYER.



"HAL" HAROLD C. NOWLAND
W8ZXH

HAL-TRONIX

P. O. BOX 1101
SOUTHGATE, MICH. 48195
PHONE (313) 285-1782

CIRCUIT BOARDS

- REPEATER CONTROL
- COMPUTER PROJECTS
- SENSITIZED BLANKS
- NEGATIVES/POSITIVES
- PROTO-TYPE BOARDS
- PARTS KIT
- CUSTOM ETCH/DRILL
- RCA 1802 MP BOARDS
- CIRCUIT BOARD DESIGN
- PROGRAMMING PADS
- ART MASTER PREPARATIONS

We can supply many of the items you need to make a p-c board. Send SASE + 25 cents for catalog.

O.C. Stafford ✓ S50

Electronic Service and Development
427 S. Benbow Rd.
Greensboro, NC 27401
919-274-9917 DAY/NITE
Serving Amateurs Around the World

NEW ELECTRONIC PARTS

Brand name, first line components. Stocked in depth. 24 hour delivery. Low prices and money back guarantee on all products we carry.
STAMP BRINGS CATALOG

SPECIALS

KEYBOARD ENCLOSURES



SIX SIZES	W	D	H	PRICE
14"	8.3"	3"	3"	\$15.20
17"	8.3"	3"	3"	18.35
20"	8.3"	3"	3"	19.25
14"	11.3"	3"	3"	16.50
17"	11.3"	3"	3"	18.80
20"	11.3"	3"	3"	20.75

Blue base, specify white or black top.

MAGNA-LITE JR
ONLY
\$5.79



- IDEAL FOR
- Printed Microcircuit reading
 - Electronics — Design, Production & Inspection
 - Industrial — Engineers, Technicians, Draftsmen
 - Laboratory & Research

RTTY

UT4 SPEED CVTR BOARD
KIT \$109.95
BOARD ALONE \$18.95
AUTO CW ID KIT \$37.90

SHIPPING
INCLUDED
IN PRICE

Daytapro Electronics, Inc.

Formerly NuData Electronics — ✓ D35 —

3029 N. WILSHIRE LN., ARLINGTON HTS., ILL. 60004
PHONE 312-870 0555



Bearcat® 250

Only \$269.00 plus \$5.00 U.P.S. shipping.
Quantity discounts available!

Order toll free (800) 521-4414
or (313) 994-4444. Circle C5 on reader's
service card for a free catalog or write us
at Box 1002, Ann Arbor, Michigan 48106

COMMUNICATIONS
ELECTRONICS™ ✓ C5

RTTY made easy

TU-170 TERMINAL UNIT



Connect to your receiver speaker, transmitter microphone jack, and teletype machine and you're on the air. State of the art design features make the TU-170 ideal for HF and VHF auto start operation.

- Proved 170 Hz shift active filter demodulator
- Lighted tuning meter for easy tuning
- Current regulated loop keyer & power supply
- Autostat with threshold control and solid state relay
- Stable audio frequency shift oscillator produces phase coherent sine wave tones
- TTL compatible inputs and outputs for auxiliary equipment
- High level output for scope tuning


Prices good thru June 30, 1979

TU-170 TU-170
Kit 149.95 Wired 219.95

Flesher products . . . the critics choice! ✓ F5



FLESHER CORP.



P.O. Box 976, Topeka, Kansas 66601 (913) 234-0198

MANUFACTURER'S OVERSTOCK

BUILD A PLL/VFO SYNTHESIZER FOR ANY RIG—The NITRON 6402, one of the most fantastic PLL/chips ever made, can be yours for a fraction of its original cost. With it you can build an electronically tuned VFO with up-down (fast or slow) tuning for virtually any frequency range, a priority channel memory and even a channel number readout. Comes complete with 2.56 MHz timebase crystal, typical application circuit plus tested synthesizer—VFO design. While supply lasts only \$9.95 postage paid.

THE ULTIMATE CRYSTAL FILTER FOR 10.7 MHz SSB—Computer-designed crystal filter by Heath Dynamics for 10.7 MHz. Stop band rejection exceeds -120 dB with 1.8:1 shape factor. Comes complete with spec sheet and pair of matching 10.700/10.697 carrier crystals. While supply lasts only \$29.95 postage paid. Allow 3-4 weeks for delivery if personal check sent. Money-order shipments made within 3 working days. Order today from:

STONER

THE SIDE BAND PEOPLE
JOHN HANCOCK BUILDING
MERCER ISLAND, WA 98040

(208) 232-9464 ✓ S85

SAVE \$25.00

Model 8100 Frequency Counter Kit

- Range: 20Hz to 100MHz
- High Sensitivity
- Resolution to 0.1Hz



Now you can forget about price/performance trade-offs when you select a frequency counter. In Sabtronics' Model 8100 kit you get all the characteristics of superior performance at a low, affordable price.

This frequency counter, employing LSI technology, has the performance and input characteristics you demand: guaranteed frequency range of 20Hz to 100MHz (10 Hz to 120MHz typical); selectable hi/lo impedance; superior sensitivity; selectable resolution and selectable attenuation. Plus an accurate time base with excellent stability.

An 8-digit LED display features gate activity indicator, leading zero suppression and overflow indicator. You would expect to find all these features only on high-priced instruments — or from Sabtronics' advanced digital technology.

BRIEF SPECIFICATIONS:

- Frequency Range: 20Hz to 100MHz guaranteed. (10Hz to 120MHz typical) • Sensitivity: 15mV RMS, 20Hz to 50MHz (10mV typical); 25mV RMS, 50MHz to 100MHz (20mV typical)
- Selectable Impedance: 1MΩ /25pF or 50Ω • Attenuation: X1, X10 or X100 • Accuracy: ± 1Hz plus time base accuracy • Aging Rate: ± 5ppm/yr. • Temperature Stability: ± 10ppm, 0°C to 40°C
- Resolution: 0.1Hz, 1Hz, 10Hz selectable • Display: 8-digit LED, overflow indicator, gate activity indicator • Overload Protection
- Power Requirement: 9-15 VDC @ 330mA

SEE YOU AT DAYTON

Model 2000, 3½ Digit DMM Kit

- 5 Functions, 28 Ranges
- Basic DCV Accuracy:
0.1% ± 1 Digit



BRIEF SPECIFICATIONS:

- DC volts in 5 ranges: 100 μV to 1kV • AC volts in 5 ranges: 100 μV to 1kV • DC current in 6 ranges: 100 nA to 2A • AC current in 6 ranges: 100 nA to 2A • Resistance: 0.1Ω to 20MΩ in 6 ranges
- AC frequency response: 40 Hz to 50kHz • Display: 0.36" (9.1mm) 7-segment LED • Input Impedance: 10MΩ • Size: 8"W × 6.5"D × 3"H (203 × 165 × 76 mm) • Power requirement: 4.5-6.5 VDC-4 "C" cells (not included).

BY POPULAR DEMAND!

Special Offer Extended to April 30, 1979.

Special Offer! Save \$25.00*

If you order both the frequency counter and DMM kits now, you pay only \$144.90 including shipping and handling. You save \$25.00 off the combined regular low price of \$169.90. Order both kits now. This special offer good for a limited time only.

*Special offer good in USA only.

Making performance affordable.

sabtronics

13426 Floyd Circle • Dallas, Texas 75243
Telephone 214/783-0994

Sabtronics International Inc. 13426 Floyd Circle Dallas Tx 75243		"73-3"
<input type="checkbox"/> Yes, I want to take advantage of your special \$25.00-off offer.*		
Please send	Model 8100 and Model 2000 kit(s) for only \$144.90 total including shipping and handling	\$ _____
Please send	Model 8100 Frequency Counter kit(s)	@ \$89.95 ea \$ _____
	Shipping and handling	\$ 5.00/unit* \$ _____
Please send	Model 2000 DMM kit(s)	@ \$69.95 ea \$ _____
	Shipping and handling	\$ 5.00/unit* \$ _____
	Texas residents add sales tax	\$ _____
	Total enclosed	\$ _____
<input type="checkbox"/> Check <input type="checkbox"/> Money Order <input type="checkbox"/> Charge my Master Charge <input type="checkbox"/> Visa		
	Acc. No. _____	Exp. Dt. _____
Name _____		
Address _____		
City _____ State _____ Zip _____		
*USA only. CANADA: \$6.50. FOREIGN: \$19.00 AIRMAIL.		

SEMICONDUCTORS SURPLUS


✓ S63

2822 North 32nd Street/Unit -1 Phoenix, Arizona 85008 (602) 956-9423

We accept checks, MasterCard, and Visa

Prices subject to change without notice


R.F. CONNECTORS UG-1095A/U \$3.99 UG-58/U 3.29 UG-30C/U 3.00 UG-27C/U 3.50 PL-259 .50 SO-239 .43 UG-175 .36 PL-258 2.99 UG-106 .69 UG-177 .69 UG-274/U 3.27 UG-447/U 1.50 UG-492 3.69 UG-306/U 3.00 UG-646/U 3.29 UG-260B/U 1.59 UG-1094/U .90 UG-701/U 3.00 UG-212C/U 3.00 TUBES 3-500Z \$90.00 572B/T160L 34.00 6146 5.09 6146A 5.99 6146W 7.95 811A 12.95 811 9.95 4CX250B 29.95 4CX250R 32.95 6KD6 4.99 6LF6 4.99 6LQ6/6JE6 6.25 8950 6.65 2E26 6.00 3B28 5.00 4X150A 15.00 6360/A 7.95 6939 5.95 7289/2C39 4.95 8072 45.00 FERRITE BEADS 12/\$.89 or 100/\$4.00 TORIDAL CORES T-37-6 6/1.00 25/4.00, 50/6.00 100/10.00 1N914/1N4148 30/\$1.00 or 120/\$3.00	R.F. TRANSISTORS 2N2857 \$1.80 2N2857JAN 2.45 2N2947 17.00 2N3375 7.00 2N3553 1.80 2N3818 6.00 2N3866 1.09 2N3866JAN 2.70 2N2866JANTX 4.43 2N3925 6.00 2N3948 2.00 2N3950 26.25 2N3960 4.70 2N4072 1.70 2N4427 1.09 2N4877 2.57 2N4957 3.50 2N5108 3.90 2N5109 1.55 2N5179 .59 2N5589 4.60 2N5583 5.00 2N5590 6.30 2N5591 10.35 2N6080 5.45 2N6081 8.80 2N6082 10.75 2N6083 12.00 2N6084 13.20 2N6095 10.35 2N6097 19.35 MRF502 .69 MRF8004 .75 SS2548 .75 40280 3.50 40281 10.90 40282 11.90 TRIMMERS 5-80pf 45¢ each or 10/3.50 or 100/25.00 CHOKE (U252) 2.5mh 150ma 30MHz 2/\$1.00 TRIMMER CAPS small enough to fit in your watch 3.5-11pf 75¢ each or 10/\$6.00 PISTON CAPS 1.2-10pf 75¢ each or 10/\$5.50	F.E.T.'s MPF4391 \$.75 or 10/ 6.50 MPF112 .69 or 10/ 5.50 MPF102 .43 or 10/ 3.50 40673 1.39 or 10/10.00 3N128 1.35 or 10/10.00 2N5248 .60 or 10/ 4.50 MPF131 .60 or 10/ 5.00 2N4303 .45 or 10/ 3.50 2N3958 2.95 each MFE2000 .90 or 10/ 8.00 MFE2001 .99 or 10/ 8.00 MFE2008 4.20 or 10/36.00 MFE2009 4.80 or 10/39.00 MFE3002 3.35 each MMF-5 5.00 each MFE120 1.00 or 10/ 8.50 2N3436 2.25 each 2N4416 1.00 each MFE131 1.05 each MICROWAVE DIODES 1N21D \$ 1.40 1N21C 1.05 1N21WE 2.00 1N23B 1.05 1N23C 1.05 1N23CR 2.00 1N23E 2.00 1N23F 4.10 1N23WE 2.10 1N25 3.03 1N121WE 4.00 1N286 5.00 1N416E 5.00 1N446 8.00 1N3655A 4.00 1N5153 15.00 1N5711 1.20 ADDITIONAL R.F. TRANSISTORS 40894 \$ 2.50 MRF454/568BLYCF 17.10 LM566V VCO/FUNCTION GENERATOR \$.99 each LM340T-5 & LM340T-12 75¢ each	SEMTECH MINISTIC high voltage rectifiers SFMS 20K 20,000PIV 20ma \$1.99 each 1500PIV 1.5 AMPS RECTIFIERS 10/\$1.50 MC4024P & MC4044P \$3.25 each HEP 170 2.5 Amps 1000PIV 10/\$2.00 or 100/\$14.50 POTTER & BRUMFIELD 12VDC RELAYS 4PDT 3 Amps \$2.95 SPDT 25 Amps \$5.95 2PDT 3 Amps \$1.99 4PDT 25 Amps \$6.99 BRIDGES 24 AMPS 500PIV \$2.99 each 4CX250B/R SOCKETS AND CHIMNEYS NEW \$14.95 per set (1 socket, 1 chimney) B&W COILS 1206T \$3.99 2006T \$7.99 FAIRCHILD REGULATOR 78H05KC \$6.99 each TUBES 6146B \$6.50 MINIMUM ORDER \$5.00 Minimum Shipping \$1. Insurance 35¢ per \$100. COD charges 85¢ to street address only! We prefer <u>street</u> address as we ship UPS and P.O. Box #'s take up to 50% longer to deliver. We accept VISA or MasterCard. Please list complete card number and expiration date. Allow 10% extra for shipping of heavy items. <i>We reserve the right to change prices without notice.</i> All items listed are subject to prior sale. Some items listed are in small quantities.
---------------------------------------------------------------------------------------------------------------------------------------------------------------------------------------------------------------------------------------------------------------------------------------------------------------------------------------------------------------------------------------------------------------------------------------------------------------------------------------------------------------------------------------------------------------------------------------------------------------------------------------------------------------------------------------------------------------------------------------------------------------------------------------------------------------------------------------------------------------------------	--------------------------------------------------------------------------------------------------------------------------------------------------------------------------------------------------------------------------------------------------------------------------------------------------------------------------------------------------------------------------------------------------------------------------------------------------------------------------------------------------------------------------------------------------------------------------------------------------------------------------------------------------------------------------------------------------------------------------------------------------------------------------------------------------------------------------------------------------------------------------------------------------------------------------	-------------------------------------------------------------------------------------------------------------------------------------------------------------------------------------------------------------------------------------------------------------------------------------------------------------------------------------------------------------------------------------------------------------------------------------------------------------------------------------------------------------------------------------------------------------------------------------------------------------------------------------------------------------------------------------------------------------------------------------------------------------------------------------------------------------------------------------------------------------------------------------------------------------------------------------------------------------------------------------------------	--------------------------------------------------------------------------------------------------------------------------------------------------------------------------------------------------------------------------------------------------------------------------------------------------------------------------------------------------------------------------------------------------------------------------------------------------------------------------------------------------------------------------------------------------------------------------------------------------------------------------------------------------------------------------------------------------------------------------------------------------------------------------------------------------------------------------------------------------------------------------------------------------------------------------------------------------------------------------------------------------------------------------------------------------------------------------------------------------------------------------------------------------------------------------------------------------------------------------------------------------



GALLIUM PHOSPHIDE L.E.D.
Provides Higher Intensity Than Regular LED's; T1-3/4 Dome (Red Diffused)
AND Part #114R 1-99... 22¢ 100+... 20¢
We stock the full line of AND L.E.D.'s

MOTOROLA 4 MHZ XTAL OSCILLATOR 14 pin dip pkg., 5 VDC in, 4 MHz out. TTL compatible. \$5.95 ea.

NATIONAL SEMICONDUCTOR—6 DIGIT CLOCK MODULE A 12-hr. clock featuring alarm and snooze alarm function. Comes complete with everything. All you add is a power cord and switches. Each module utilizes discreet components and is ready for you to mount in your enclosure. Display is 6 each seven segments, .3 inches high, clocktip is MM5375. Can easily be mounted in either of our instrument clock case kits. \$14.95.



CALCULATOR GUTS Experimenter's delight. Each keyboard includes a monolithic calculator chip and a display. These are rejects. It might be something simple to repair or it could be very nasty. At this price, who cares! 9 volt. \$1.50 ea. 3/\$3.00.

HOBBY BAGS An assortment of misc. electronic parts. A genuine value and savings. Only \$2.99.



DB-25 FEMALE CONNECTOR
A unique assembly originally adapting the RS232 Type Connector to flat cable. \$1.50 each or 2/\$2.50.




INSTRUMENT/CLOCK CASE KIT Perfect for your opto projects. Solid aluminum construction with real walnut sides. O.D. 5-3/8" by 5-3/8" by 2". \$6.95 ea.



EDGE CARD CONNECTOR
Cinch Jones 10/20 Pins .156 Spacing PC Mount 85¢. Burndy 22/44 Pins, .156 spacing PC Mount, \$1.40 each.


M-M Electronic Sales

A division of **united products Corporation**
Corp. Hdqts., 2322 1st Ave., Seattle, Wash. 98121 • (206) 682-5025



LINE PRINTER HAMMER DRIVER BOARD Each board contains approx. 130 each #MJE800 (Silicon Darlington NPN hfe 750, 1.5A). About \$130.00 worth, over 100 1N4001 diodes, plus support chips. The whole package is yours for only \$14.95.

HURRY, WE DON'T EXPECT THESE TO LAST VERY LONG!




TRANSFORMER Pri. 110 VAC Sec. 11.2 and 5 VCT @ 1 amp. 95¢ ea.



TRANSFORMER P-C mount. pri. 110 VAC Sec. 12:6 @ 1 amp. \$1.25 ea.



CLOCK DISPLAY National Semi. 6 Digit Multiplexed Display; .33" Characters (Common Cathode).
A REAL BUY AT JUST \$1.00.



INSTRUMENT CLOCK CASE KIT A real jewel for those smaller projects. Hinged top door allows you to hide your control area. O.D. 4 1/2" x 4" x 1 1/4". \$1.99 each.

AMPHENOL #17-20250-1 (db-25) Male chassis mount. \$2.50 ea.

MINIATURE DBDT (PUSH BUTTON) momentary, rated 6A/125 VAC, microswitch part #8N2021. Only \$1.54.

FLAT CABLE CONNECTOR
Female 34 Pin Socket 50¢ each


PLASTIC PARTS BOX A nice little hinged-top box for storing all your small parts. O.d. 6 1/4" by 3 1/4" by 2". 75¢ ea. 10/\$5.00.

COMPUTER POWER SUPPLY TRANSFORMER PRI. 110/220 Vac; SEC. 12.1 V @ 9 A, 44.0 V @ 2.5 A, 12.9 V @ 2.0 A, 12.9 V @ 3.2 A. Only \$14.95 ea.


EDGE METER 100-0-100 ua 1/2" by 1 1/16". Compare with other meters costing \$6.00. ONLY \$2.00 ea. Why pay more?

CALCULATOR BUBBLE DISPLAY BRAND NEW pocket calculator displays. Ranging from 6-9 digit. Your luck \$1.25 ea. 3/\$3.00

KEYBOARD HOBBY BAG Compare, then really save with our calculator hobby bag assortment. Each one contains 3 calculator keyboards. All this for only \$1.75.



KEYBOARD SWITCH ASSEMBLIES Spring contact type 6/\$2.00 (Which enables you to re-assemble 3 complete groups of 4 switches.)




REPEAT OF A SELL-OUT A complete 12 hour digital clock. Some are manufacture line rejects, some are returns, and some are just scratched. Features: hours- minutes- alarm- snooze alarm. Parts value alone would equal \$20.00, you pay only \$6.00 ea.



DEFECTIVE CALCULATORS Well, some are and some are not. We can't afford the time to test them. \$2.50 ea. Batteries not included. 2/\$4.00

#30 KYNAR Blk., Brn., Red., Or., Yel., Grn., Blu., Vio., Gry., Wh. We will do our best to ship the color you specify. To ensure prompt delivery of your order we will substitute colors should we be temp. out, unless you specify otherwise. \$2.36 per hundred foot spool; \$14.16 per thousand foot spool; Multiples of 100' only.

Call us for quotes on larger quantities.



PARTS BOARDS A great way to buy parts on a budget. We guarantee your money's worth. ONLY \$1.00 ea.



CAPACITORS

Capacitance	Voltage	Style	Price
1000uf	25 VDC	P-C	25¢
220uf	25 VDC	P-C	25¢
2000uf	25 VDC	AXIAL	50¢
40/40	150 VDC	AXIAL	45¢
1uf	15 VDC	AXIAL	19¢
.018	100 V	MYLAR	25¢
.001	100 V	MICA	11¢
.01		DISC	7¢
.02		DISC	6¢
.1		DISC	9¢

CLAIREX PHOTO CELLS These have a real USEFUL range to them. Any project involving control from ambient light levels will utilize this photo cell. Light resistance 1K. Fast response. .156 Diameter. 75¢ each or 2/\$1.00.

ROTRON WHISPER FAN
#WR2H1 3 Blade 4" Diameter 75CFM 115VAC. NET \$17.00 YOUR PRICE \$9.95
Wait now, these are not pull-outs or something like that, these are new!



10 STATION PUSH BUTTON SWITCH ASSEMBLY 4 Push-On/Push-Off, 6 Ganged Push-On/Push-Off DPDT \$2.50 Each.

SELECTED VALUES

These items are chosen from our vast inventory of industrial quality components:
Extruded heat sink 10 7/8" by 2 1/4" by 5/8"..... \$1.49
500 Ohm P-C mount trimmer..... 20¢
Line cord #18 ga 6'..... 25¢
74LS175 Quad D flip-flop..... 50¢
S.P.D.T. sub-min slide switch..... 40¢
S.P.S.T. P-C SWITCH..... 20¢
ACID BRUSH..... 10¢
2 cond. #24 spiral wrap shld. cable... 10¢
14 PIN DIP HEADER... 35¢

For Master Charge/Visa Orders Use Our
TOLL FREE HOT LINE:
1-800-426-0634
for areas outside Washington
(incl. Alaska & Hawaii)

O.E.M.'s WELCOME



Terms: All orders shipped promptly. Minimum order \$5.00. Telephone orders accepted. All orders shipped UPS or PP. Add 5% extra for shipping & handling. Washington state residents add additional 5.4% sales tax. Master Charge & Visa cards accepted. Money orders & your personal or company check are welcome. Funds made payable in U.S. currency only. No C.O.D. orders. Your satisfaction is guaranteed on all merchandise purchased. All merchandise subject to prior sale. Open account to govt. agencies & publicly funded schools.

Store Hours M-F 9-6 • SAT 9-5

BULLET ELECTRONICS » NEW ADDRESS & PHONE NO.

PO BOX 401244E (214) 278-3553
GARLAND TEXAS 75040

sale

Harris HA2825 Phase Lock Loop 14 pin dp	.99
LM340-12 12V 1A Regulator Hse. # TO-3	1.10
SAJ110 Seven Stage Frequency Divider w/specs	3/1.00
50252 Mostek 6 Digit Chip w/specs 28 pin dp	1.95
MAN94 Common Anode Readout Large Character	6/4.00
FND359 Common Cathode Readout 4" Character	6/3.75
FND70 Common Cathode Readout 3" Character	.50
FND71 Common Cathode 1" Character	.85
Matches FND70	
TIP-30 PNP 30W Voco-40V IC-1A Tab mount	
TO-220	3/1.00
2N4400 NPN Gen. Purpose Similar to 2N3904	8/1.00
2N4402 PNP Complement to 2N4400	8/1.00

UNIVERSAL SOUND EFFECTS BOARD

Have you ever wished you could duplicate the sound of a steam train or a phasor gun? How about gunshots, whistles, sirens, barking dogs and other sound effects? Now you can with our programmable sound effects kit. It uses the new 28 pin T.I. sound synthesizer chip, SN75477 and support circuitry. 5 to 12VDC is required to give approx. 1/4 watt of audio output. We provide the P.C. board, parts and instructions along with a chart to program some common sounds. Use your imagination to create original sound effects.

ORDER: SE-01 **16.95** (Less Spkr.) 3/39.95

YOU'VE SEEN IT ON QUALITY STEREO GEAR

SUPER DEAL!



BLACK INSERT
BRUSHED CHROME
1/8" hole to hole

DPDT Toggle
ALCO CST-022
3A @ 125V

49

MC1468R POSITIVE VOLTAGE REGULATOR

1 AMP COMPLETE SPEC'S AND APPLICATIONS SHOW HOW TO BUILD FIXED OR VARIABLE POWER SUPPLIES FROM 3 TO 30VDC. DRIVE EXTERNAL SERIES PASS FOR CURRENT TO 25 AMPS!

1.25 EA.
18/10.00
HOUSE #

25A 100V SCR

1.95



Perfect for battery chargers, switching supplies, crowbars, etc.

739 FAIRCHILD



DUAL LOW NOISE AUDIO PRE-AMPLIFIER

89c 2/1.69

2N5484

N Channel J-FET VHF/UHF Amp to 400MHZ. TO-92

.50

MPP131 N-CHANNEL DUAL GATE MOSFET



50c

DESIGNED FOR AMPLIFIER AND MIXER APPLICATIONS TO 300 MHZ PLASTIC CASE UNITS ARE HOUSE NUMBERED WITH SPEC'S.

MJ900 - MJ1000

COMPLEMENTARY PNP-NPN DARLINGTON POWER TRANSISTORS. 8 AMPS WE SUPPLY A SCHEMATIC TO BUILD A HIGH POWER LOW DISTORTION AUDIO AMP WITH ONLY ONE ADDITIONAL TRANSISTOR AND A DOZEN INEXPENSIVE COMPONENTS! TO-3 CASE STYLE BUY A PAIR FOR **\$3.00!**



FANTASTIC SOUND EFFECTS CHIP

THIS 28 PIN MARVEL CONTAINS A LOW FREQUENCY OSCILLATOR, VCO, NOISE OSCILLATOR, ONE SHOT, MIXER AND ENVELOPE CONTROL WITH 8 PAGE MANUAL. 5 to 9VDC

3.95

EMITTER RESISTORS

HARD TO FIND VALUES!

.1 ohm @ 5W

7/1.00

LM3900 QUAD NORTON AMP

WE BOUGHT A LARGE QUANTITY OF THESE HOUSE NUMBERED PARTS AT A BARGAIN PRICE THAT ALLOWS US TO SELL THEM AT A LOW LOW

.39c

IL-1 OPTO ISOLATORS

BY LITRONIX 8 PIN DIP STANDARD PINOUT LED TRANSISTOR COMBINATION

50c WHILE THEY LAST!



WIREWRAP Wire

30 Gauge KYNAR Insulat.

500 FT

4.50

6 DIGIT ZULU CLOCK KIT

At last a clock for HAMS. Designed with large bright LED digits to enhance your shack. The unit is a pleasure to assemble and so easy on the budget! You get top quality parts and plated PC Boards. The unique design of the board set eliminates the headaches of running wires between clock and readout board. As a bonus the unit has a switchable timer that can be reset to zero without disturbing real time. Elapsed time in minutes and seconds up to 25 minutes. Six full sized FND510 readouts and colons making viewing easy from across the room. Does NOT use the old style 5314 chip. **DUE TO A SPECIAL PURCHASE WE HAVE A LIMITED QUANTITY.**

We Promised!

COMPLETE ZULU CLOCK KIT

Includes: All components, plated, drilled PC Boards, large easy to read instructions, and AC transformer. Clock board: 2 1/2" X 4 1/2" Readout Board: 1 1/2" X 4 1/2"

16.00
24 Hr. Format Only

Hand made solid hardwood case for the Zulu Clock. Includes ruby front filter and back panel.

6.95

WARBLE ALARM KIT

A fun EASY kit to assemble that emits an ear piercing 10 watt dual tone scream. Resembles European siren sound. Great for alarms or toys. Operates from 5-12VDC at up to 1 amp (using 12VDC*8 ohm speaker). Over five thousand have been sold. All parts including PC board, less speaker.

2.50 ORDER WB-02

ALL COMPONENTS 100% GUARANTEED

CASBY WIDE BAND IF AMP w/ spec's	50c
2N3688 NPN EPoxy 1W	6/1.00
141 OP AMP 8 PIN DIP	5/1.00
733 VOLTAGE REG. 14 PIN DIP	50c
MPS650C NPN HOUSE #	6/1.00
725 OP AMP LOW NOISE HOUSE #	99c
2815 15V 1A REGULATOR HOUSE #	69c
2N4343 P CHANNEL J FET	4/1.00
2N6111 PNP MED PWR 40W TO-220	3/1.00
2N6026 PROGRAMMABLE UNIJUNCTION w/specs	50c
TRAC 200V 8A UNMARKED	3/1.00

Diodes

1N4003 200V 1A	15/1.00
1N4005 500V 1A	12/1.00
1N270 Germanium Diode	8/1.00
1N38A Germanium Diode	10/1.00
1N4148 Cut & Bent for PC Board Insertion	100/1.25

UNMARKED POWER DIODES with cathode bands. Guaranteed to be at least 400PIV @ 1A. 100% Good parts. Epoxy case.

25/1.00

POWER SUPPLY KIT PS-14

- Better than 200MV load and line regulation
- Foldback Current Limiting
- Short Circuit Protected
- Thermal Shutdown
- Adjustable Current Limiting
- Less than 1% ripple
- 15 amps 11.5 to 14.5V
- All parts supplied including heavy duty transformer.
- Quality plated fiberglass PC board.

Less Case, meters & jacks
UPS SHIPPING PAID!

REVIEWED IN 7/78 73 MAG.

15A CONT. 20A INT. **42.95**

MV1624 Varicap Diode 10pfd Nom. 2:1 Tuning Range **49c**

2N5583 High Freq. Amp 1 Watt @ 1.5 GHz! TO-5 Case style, House # **50c**

MFC4000B 1/4 Watt Audio Amp 4 pin plastic pack **50c**

HI10103 100V 3A SCR Ultra sensitive gate drives from TTL TO-220 **55c**

HI0355 50V 3A Triac Sensitive Gate TO-5 **40c**

FND510 69c

COMMON ANODE READOUT CHARACTER LIMIT 24 PER CUSTOMER!

LED'S JUMBO RED 5/89
MINI GREEN 4/89
MEDIUM RED .15 MINI RED .10
GREEN .16 YELLOW .16
1.5V 10-33 mA

MC1351P FM-IF AMP AND DISCRIMINATOR

USED IN FM & TV SOUND CIRCUITS. REQUIRES MINIMUM EXTERNAL COMPONENTS. 14 PIN DIP. DIRECT REPLACEMENT FOR H82C 600, ECG 748 and MANY OTHERS. HOUSE # WITH SPEC'S **50c**

MC3301P HOUSE #

4 OP AMPS IN ONE PACKAGE USES SINGLE SUPPLY. (4 to 28VDC) INTERNALLY COMPENSATED SIMILAR TO MC301. BUT HIGHER GAIN **49c**

OVERVOLTAGE PROTECTION KIT 6.95

Provides cheap insurance for your expensive equipment. Trip voltage is adjustable from 3 to 30 volts. Overvoltage instantly fires a 25A SCR and shorts the output to protect equipment. Should be used on units that are fused. Directly compatible with the PS-12 and PS-14. All electronics supplied. Drilled and plated PC board. (Order OVP-1)

CAPACITORS

SMALL SIZE!

2000 MFD @ 16 VDC RADIAL	3/1.00
330 MFD @ 50V Electrolytic	5/1.00 Radial
700 MFD @ 35VDC	7/1.00 AXIAL
1 MFD @ 20VDC DISC CERAMIC	15/1.00
022 @ 100VDC Mylar	8/1.00
.22 @ 50VDC Mylar	6/1.00
1.5mfd @ 400VDC Mylar	4/1.00
22mfd @ 20V Disc Tant	4/1.00
33mfd @ 10V Disc Tant	4/1.00

NEVER A SWEETER METER!

Beautiful American made panel meters are a snap to install. Huge 3 1/2" wide dials are easy to read. You would expect to pay more for each than we get for the pair! MATCHED SET 0-15VDC, 0-30ADC

12.95 Set

MK-03A CLOCK/TIMER KIT

Features 24 hour Zulu time and up to 24 hours of elapsed time on the same set of six digit LED readouts. Totally independent operation of both functions. Clock has pre-settable alarm with 10 minute snooze. Timer has reset, hold, and count functions. Full noise and overvoltage protection. 24 hour only. Readouts has dimmer feature or they can be turned off without disturbing the clock or timer. Timebase included (.01% accuracy). Because of the many options and mounting considerations the case and switches are not included. Switches are standard types. Will fit inside standard aircraft instrument case.

0-14VDC **28.95**

New Items

72301 General Purpose Op Amp 8 Lead Can	3/1.00
72723 Volt. Reg. IC (Texas Instruments) 10 Lead Can	.89
13741 FET Input 741 Op Amp Hse. # Mini Dip	3/1.10
6-36 PFD Ceramic Trimmer Cap Small & Stable	.45 10/3.90
30,000 MFD	
15 Volts Computer Grade Cap 3 1/2" height	2.10 10/18.50
3.3mfd 6.3VDC Dip Tantalum (import) Radial Leads	12/1.00

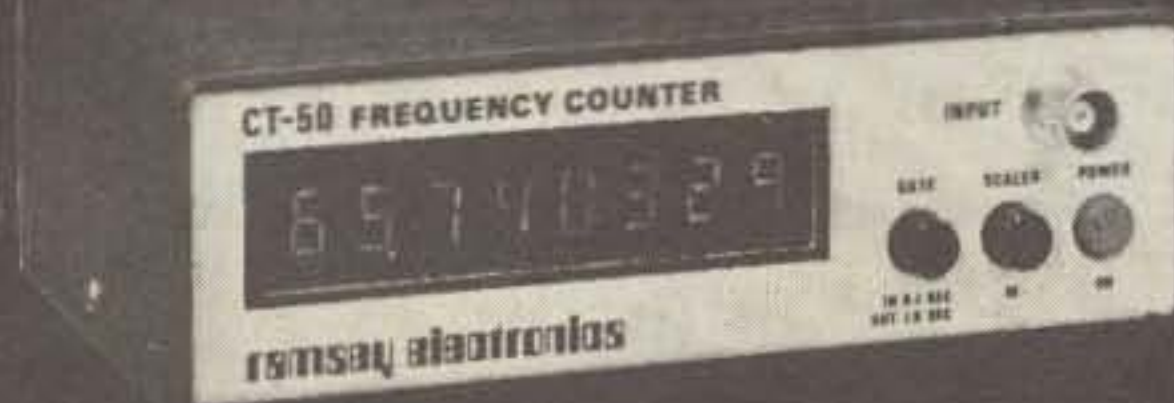
See You in DAYTON!

ZENER GRAB BAG

A very nice assortment of 1/4, 1/2 & 1W zeners. Voltage ranges are from 2.7 to 30 VDC. Most have house # but we provide a cross over list to standard numbers. A great buy for any shop. 12 different types.

50c

-NO COD'S -ADD 5% FOR SHIPPING -ORDERS UNDER \$10.
-SEND CHECK OR MONEY -TEX RESIDENTS ADD 5% TAX ADD .75 for HANDLING
ORDER OR CHARGE CARD NO. -FOREIGN ORDERS ADD 10%,
PHONE ORDERS ACCEPTED ON VISA & MC ✓B9 COPYRIGHT



FREQUENCY COUNTER KIT

Outstanding Performance

Incredible Price **\$89⁹⁵**

CT-50

The CT-50 is a versatile and precision frequency counter which will measure frequencies to 60 MHz and up to 600 MHz with the CT-600 option. Large Scale Integration, CMOS circuitry and solid state display technology have enabled this counter to match performance found in units selling for over three times as much. Low power consumption (typically 300-400 ma) makes the CT-50 ideal for portable battery operation. Features of the CT-50 include: large 8 digit LED display, RF shielded all metal case, easy pushbutton operation, automatic decimal point, fully socketed IC chips and input protection to 50 volts to insure against accidental burnout or overload. And, the best feature of all is the easy assembly. Clear, step by step instructions guide you to a finished unit you can rely on.

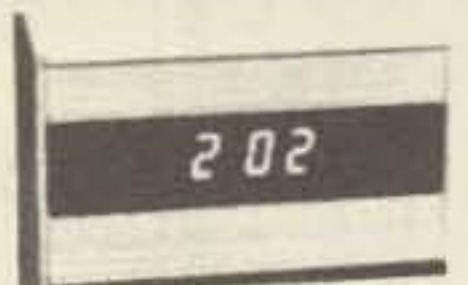
Order your today!

CT-50, 60 MHz counter kit	\$89.95	CB-1 Color TV calibrator-stabilizer	\$14.95
CT-50WT, 60 MHz counter, wired and tested	159.95	DP-1 DC probe, general purpose probe	12.95
CT-600, 600 MHz scaler option, add	29.95	HP-1 High impedance probe, non-loading	15.95

SPECIFICATIONS:

Frequency range: 6 Hz to 65 MHz, 600 MHz with CT-600
 Resolution: 10 Hz @ 0.1 sec gate, 1 Hz @ 1 sec gate
 Readout: 8 digit, 0.4" high LED, direct readout in MHz
 Accuracy: adjustable to 0.5 ppm
 Stability: 2.0 ppm over 10° to 40° C, temperature compensated
 Input: BNC, 1 megohm, 20 pf direct, 50 ohm with CT-600
 Overload: 50VAC maximum, all modes
 Sensitivity: less than 25 mv to 65 MHz, 50-150 mv to 600 MHz
 Power: 110 VAC 5 Watts or 12 VDC @ 400 ma
 Size: 6" x 4" x 2", high quality aluminum case, 2 lbs
 ICS: 13 units, all socketed

CAR CLOCK



The UN-KIT, only 5 solder connections

Here's a super looking, rugged and accurate auto clock, which is a snap to build and install. Clock movement is completely assembled—you only solder 3 wires and 2 switches, takes about 15 minutes! Display is bright green with automatic brightness control photocell—assures you of a highly readable display, day or night. Comes in a satin finish anodized aluminum case which can be attached 5 different ways using 2 sided tape. Choice of silver, black or gold case (specify).
 DC-3 kit, 12 hour format **\$22.95**
 DC-3 wired and tested **\$29.95**
 110V AC adapter **\$5.95**

OP-AMP SPECIAL

741 mini dip	12/\$2.00
B1-FET mini dip, 741 type	10/\$2.00

VIDEO TERMINAL

A completely self-contained, stand alone video terminal card. Requires only an ASCII keyboard and TV set to become a complete terminal unit. Two units available, common features are: single 5V supply, XTAL controlled sync and baud rates (to 9600), complete computer and keyboard control of cursor. Parity error control and display. Accepts and generates serial ASCII plus parallel keyboard input. The 3216 is 32 char. by 16 lines, 2 pages with memory dump feature. The 6416 is 64 char. by 16 lines, with scrolling, upper and lower case (optional) and has RS-232 and 20ma loop interfaces on board. Kits include sockets and complete documentation.
 RE 3216, terminal card **\$149.95**
 RE 6416, terminal card **189.95**
 Lower Case option, 6416 only **13.95**
 Power Supply Kit **14.95**
 Video/RF Modulator, VD-1 **6.95**
 Assembled, tested units, add **60.00**

FM MINI MIKE KIT



A super high performance FM wireless mike! Transmits a stable signal up to 300 yards with exceptional audio quality by means of its built in electret mike. Kit includes case, mike, on-off switch, antenna, battery and super instructions. This is the finest unit available

FM-3 kit	\$12.95
FM-3 wired and tested	16.95

Under dash car clock



12/24 hour clock in a beautiful plastic case features, 6 jumbo RED LEDs, high accuracy (1 min / mo.), easy 3 wire hookup, display blanks with ignition, and super instructions. Optional dimmer automatically adjusts display to ambient light level.
 DC-11 clock with mtg. bracket **\$27.95**
 DM-1 dimmer adapter **2.50**

CALENDAR ALARM CLOCK

The clock that's got it all: 6-5" LEDs, 12/24 hour, snooze, 24 hour alarm, 4 year calendar, battery backup, and lots more. The super 7001 chip is used. Size: 5x4x2 inches. Complete kit, less case (not available) **DC-9 \$34.95**



CLOCK KITS

our Best Seller your Best Deal

Try your hand at building the finest looking clock on the market. Its satin finish anodized aluminum case looks great anywhere, while six 4" LED digits provide a highly readable display. This is a complete kit, no extras needed, and it only takes 1-2 hours to assemble. Your choice of case colors: silver, gold, bronze, black, blue (specify).
 Clock kit, 12/24 hour, DC-5 **\$22.95**
 Clock with 10 min. ID timer, 12/24 hour, DC-10 **27.95**
 Alarm clock, 12 hour only, DC-8 **24.95**
 12V DC car clock, DC-7 **27.95**
 For wired and tested clocks add \$10.00 to kit price.

PRESCALER



Extend the range of your counter to 600 MHz. Works with any counter. Includes 2 transistor pre-amp to give super sens, typically 20 mv at 150 MHz. Specify +10 or +100 ratio.
 PS-1B, 600 MHz prescaler **\$59.95**
 PS-1BK, 600 MHz prescaler kit **49.95**

30 Watt 2 mtr PWR AMP

Simple Class C power amp features 8 times power gain. 1 W in for 8 out, 2 in for 15 out, 4 W in for 30 out. Max. output of 35 W, incredible value, complete with all parts, less case and T-R relay.
 PA-1, 30 W pwr amp kit **\$22.95**
 TR-1, RF sensed T-R relay kit **6.95**

Hard to find PARTS

LINEAR ICs		REGULATORS	
301	\$ 35	78MG	\$1 25
324	1 50	723	50
380	1 25	309K	85
380-8	75	7805	85
555	45	78L05	25
556	85	7905	1 25
566	1 15	7812	85
567	1 25	7912	1 25
1458	50	7815	85
3900	50	TTL ICs	
CMOS ICs		74500	35
4011	20	7447	65
4013	35	7475	50
4046	1 85	7490	50
4049	40	74196TI	1 35
4518	1 25	SPECIAL ICs	
5369	1 75	11C90	13 50
		10116	1 25
		4511	2 00
		5314	2 95
		5375AB	2 95
		7001	6 50
		4059 - N	9 00
		7208	17 95
		LEDs	
		Jumbo red	8 / 1 00
		Jumbo green	6 / 1 00
		Jumbo yellow	6 / 1 00
		Mini red	8 / 1 00
		Micro red	8 / 1 00
		BiPolar	75
		FERRITE BEADS	
		With info, specs	15 / 1 00
		6 hole balun	5 / 1 00

Ramsey's famous MINI-KITS

FM WIRELESS MIKE KIT
 Transmits up to 300' to any FM broadcast radio, uses any type of mike. Runs on 3 to 9V. Type FM-2 has added sensitive mike preamp stage.
 FM-1 kit **\$2.95** FM-2 kit **\$4.95**

VIDEO MODULATOR KIT
 Converts any TV to video monitor. Super stable, tunable over ch. 4-6. Runs on 5-15V, accepts std. video signal. Best unit on the market!
 Complete kit, VD-1 **\$6.95**

SUPER SLEUTH
 A super sensitive amplifier which will pick up a pin drop at 15 feet! Great for monitoring baby's room or as general purpose amplifier. Full 2 W rms output, runs on 6 to 15 volts, uses 8-45 ohm speaker.
 Complete kit, BN-9 **\$5.95**

COLOR ORGAN/MUSIC LIGHTS
 See music come alive! 3 different lights flicker with music. One light for lows, one for the mid-range and one for the highs. Each channel individually adjustable, and drives up to 300W. Great for parties, band music, nite clubs and more.
 Complete kit, ML-1 **\$7.95**

TONE DECODER
 A complete tone decoder on a single PC board. Features: 400-5000 Hz adjustable range via 20 turn pot, voltage regulation, 567 IC. Useful for touch-tone decoding, tone burst detection, FSK, etc. Can also be used as a stable tone encoder. Runs on 5 to 12 volts.
 Complete kit, TD-1 **\$5.95**

POWER SUPPLY KIT
 Complete triple regulated power supply provides variable: 6 to 18 volts at 200 ma and +5V at 1 Amp. Excellent load regulation, good filtering and small size. Less transformers, requires 6.3V @ 1 A and 24 VCT.
 Complete kit, PS-3LT **\$6.95**

LED BLINKY KIT
 A great attention getter which alternately flashes 2 jumbo LEDs. Use for name badges, buttons, warning panel lights, anything! Runs on 3 to 15 volts.
 Complete kit, BL-1 **\$2.95**

WHISPER LIGHT KIT
 An interesting kit, small mike picks up sounds and converts them to light. The louder the sound the brighter the light. Completely self-contained, includes mike, runs on 110VAC, controls up to 300 watts.
 Complete kit, WL-1 **\$6.95**

SIREN KIT
 Produces upward and downward wail characteristic of a police siren. 5W peak audio output, runs on 3-15 volts, uses 3-45 ohm speaker.
 Complete kit, SM-3 **\$2.95**

ramsey electronics
 BOX 4072, ROCHESTER, N.Y. 14610

PHONE ORDERS CALL
 (716) 271-6487

TERMS: Satisfaction guaranteed or money refunded. COD, add \$1.50. Minimum order, \$6.00. Orders under \$10.00, add \$.75. Add 5% for postage, insurance, handling. Overseas, add 15%. NY residents, add 7% tax.

SSB TRANSMITTING CONVERTERS



FEATURES:

- Linear Converter for SSB, CW, FM, etc.
- A fraction of the price of other units
- 2W p.e.p. output with 1 MW of drive
- Use low power tap on exciter or attenuator pad
- Easy to align with built-in test points

Frequency Schemes Available:

MODEL	INPUT (MHz)	OUTPUT (MHz)
XV2-1	28-30	50-52
XV2-2	28-30	220-222
XV2-3	28-30	222-224
XV2-4	28-30	144-146
XV2-5	28-29	145-146
XV2-6	26-28	144-146

ONLY \$59.95!

VHF RECEIVING CONVERTERS

LET YOU RECEIVE OSCAR AND OTHER EXCITING SIGNALS ON YOUR PRESENT HF RECEIVER!



MODEL	RF RANGE	I-F RANGE
C28	28-32MHz	144-148MHz
C50	50-52	28-30
C144	144-146	28-30
C145	145-147	28-30
C146	146-148	28-30
C110	Aircraft	26-30
C220	220-222	28-30
C222	222-224	28-30
Special	Inquire About Other Ranges	


ONLY \$34.95

FAMOUS HAMTRONICS PREAMPS

let you hear the weak ones!

Great for OSCAR, SSB, FM, ATV. Over 10,000 in use throughout the world on all types of receivers.

P9 Kit \$12.95
P14 Wired \$24.95



Specify Band When Ordering

- Deluxe vhf model for applications where space permits • 1-1/2 x 3" • Models avail to cover any 4 MHz band in the 26-230 MHz range • 12 Vdc
- 2 stages • Ideal for OSCAR • 20 db gain
- Diode transient protection • Easily tunable



P8 Kit \$10.95
P16 Wired \$21.95

Specify Band

- Miniature vhf model for tight spaces - size only 1/2x2-3/8 • Models avail to cover any 4 MHz band in the range 20-230 MHz • 20 db gain • 12V


P15 Kit \$18.95
P35 Wired \$34.95



- Covers any 6 MHz band in UHF range of 380-520 MHz
- 20 dB gain • 2 stages • Low noise


VHF Linear PA's

- Use as Linear or Class C PA's • For XV-2 Xmtg Converters, T50 Exciters, or any 2W Exciter



LPA 2-15 Kit \$59.95

- 15W out (linear) or 20W (class C) • Solid State T/R Switching • Models for 6M, 2M, or 220 MHz



LPA 2-45 Kit \$109.95

- 45W out (linear) or 50W (class C)
- Models for 6M or 2M
- LPA 8-45 Kit \$89.95**
- For 2M, 8-10W in, 45W out

UHF RECEIVING CONVERTERS



MODEL	RF RANGE	I-F RANGE
C432-2	432-434	28-30MHz
C432-4	432-436	144-146
C432-5	435-437	28-30
C432-7	427.25	61.25
C432-9	439.25	61.25
Special	Inquire About Other Ranges	

ONLY \$34.95

A9 Extruded Alum Case with BNC's for above Converters (Optional) ... \$12.95

VHF & UHF FM RECEIVERS

- *NEW GENERATION RECEIVERS
- *MORE SENSITIVE *MORE SELECTIVE (70 or 100 dB)
- *COMMERCIAL GRADE DESIGN
- *EASY TO ALIGN WITH BUILT-IN TEST CKTS
- *LOWER OVERALL COST THAN EVER BEFORE



R70 6-channel VHF Receiver Kit for 2M, 6M, 10M, 220 MHz, or com'l bands..... \$69.95
Optional xtal filter for 100 dB adj chan 10.00



R90 UHF Receiver Kit for any 2 MHz segment of 380-520 MHz band..... \$89.95

NEW FM/CW EXCITER KITS

BUILD UP YOUR OWN GEAR FOR MODULAR STATIONS, REPEATERS, & CONTROL LINKS

- Rated for Continuous Duty • Professional Sounding Audio • Built-in Testing Aids



T50 Six Channel, 2W Exciter for 2M, 6M, or 220 MHz (Specify band)..... \$49.95

T50U Six Channel, 1W Exciter for 430-450 MHz uhf operation \$49.95

► Ask For Free Catalog ◀

IT'S EASY TO ORDER!

CALL OR WRITE NOW FOR FREE CATALOG OR TO PLACE ORDER!

PHONE 716-392-9430. (Electronic answering service evens & weekends)

Use credit card, c.o.d., check, m.o.

Add \$2.00 shipping & handling.

IN CANADA, order from Communications Plus, 3680 Cote Vertu, St-Laurent, Quebec or phone 514-337-7255. Add 38% to cover duty, tax, and exchange.

Note New Address and Phone No.

hamtronics, inc.

65A MOUL RD • HILTON, NY 14468

--Dealer Inquiries Invited--

T80 UHF POWER AMP

- Broadband PA •No Tuning Required •Class C PA
- 430-470 MHz
- 13-15W Out
- 200 mW Drive



Model T80-450
\$79.95
Wired & Tested


WAREHOUSE CLEARANCE SALE!

ODD LOTS, CLOSEOUTS, DISCONTINUED ITEMS. ALL NEW MERCHANDISE!

LIMITED QTY ON SOME ITEMS.

- *7490-House #TTL Decade Counter. Prime. 22¢ ea. 10/\$1.70
- *Weston Meter - 4½x5½. Mirrored Scale. 0-120Scale. 1MA. \$3.17 ea.
- *Mallory Computer Grade. 48,000 MFD 25WVDC. 40V Surge. \$2.92 ea.
- *.01 MFD 50 WVDC Disc Bypass Caps. Long Leads. 500 for \$14.65
- *Calculator Keyboards. For handheld units. Assorted. 10/\$2.86
- *Ni-Cad Charger. Plugs into wall. 4.5VDC at 100MA 72¢ ea. 10/\$6.40
- *AC Motor. Shaded Pole, 24VAC, 220RPM. \$1.91 ea. 10/\$18.10
- *100 MFD 15VDC Elect Cap. Axial Leads. 50 for \$5.60
- *Finned Heatsink. 4x2¼x1. Black. Drilled for two TO-220 Cases. 93¢ ea.
- *Power Resistor. .15 OHM. 110 Watt. 5%. \$1.38 ea. 10/\$11.40
- *Ademco Burglar Alarm Tamper Switch. 2¼ in. Plunger. 52¢ ea. 10/\$4.35
- *.1MFD 400 WVDC 5%. Mylar Cap. Axial. 31¢ ea. 10/\$2.63
- *Led Calculator Readouts. From 6 to 14 Digits. Assorted. No Data. New. 10/\$2.82
- *Precision Resistor. 10 OHM. 1/4W. 1%. By T.I. 18¢ ea. 10/\$1.55
- *Precision Resistor. 35.7K 1/4W 1%. 20 for 92¢
- *Power Relay. 24VAC Coil. 3PDT. 10 AMP Contacts. \$1.35 ea. 10/\$11.00
- *Audio Output XFMR Miniature. 1000 OHM to 8 OHM. 46¢ ea. 10/\$3.80
- *Miniature Pot. 10K OHM Linear. PC Mount. 56¢ ea. 10/\$4.20
- *Allen Bradley Res. 1K OHM 2W.5% 20 for 94¢
- *Motorola Power Zener. 10 Watt 140V Stud. 81¢ ea. 10/\$6.85
- *IC Project Board. 3/4x2½ in. Holds 2 DIP's. 5 for 90¢
- *Mostek Calculator Chips. MK50282. Five Functions with Sheet. 46¢ ea. 10/\$3.80
- *Ceramic Trim Caps. Arco PC402. 2 to 20 PF. 4 for 53¢
- *Mylar Cap. .12 MFD 100 V. 5% Axial. 15 for \$1.06
- *Clarostat Pot. 300 OHMS 3 Watts. Screwdriver Adj. 32¢ ea. 10/\$2.65


- *Tantalum Cap. Mallory. .56 MFD 35V Axial. 12 for 47¢
- *TRW Resistor. 820 OHMS. 1W. 5% 50 for \$1.85
- *TO-220 Heatsink. By IERC. Black PC Mount. 20 for \$2.90
- *Motorola Audio AMP IC. 2 Watt. MC1316P with Sheet. 65¢ ea. 10/\$5.30
- *Siemens Diodes. #A62. 500 MA 50 PIV. Box of 500 for \$6.85
- *Tantalum Cap. 22 MFD 35V. Axial Mil. Quality Metal 26¢ ea. 10/\$1.90
- *Potter-Brumfield Relay. 4PDT. 115VDC 6100 OHM. 86¢ ea. 10/\$7.80
- *Power Darlington. TRW. SVT6001. 10A. 500V. TO-3 78¢ ea. 10/\$7.10
- *Guardian Electric Relay. 48VAC Coil. 4PDT. Mini. 84¢ ea. 10/\$7.60
- *1N4003 Rectifiers. 1 AMP 200 PIV. PC Leads. 100 for \$2.40
- *Mylar Cap. .22 MFD 50V. CDE. Axial 10 for 48¢
- *Rotary Switch. 2 Pole. 3 Position 36¢ ea. 10 for \$2.86
- *Mylar Cap. Green Radial Type. .068 MFD 100V. 10 for 46¢
- *OP AMP. LM358. Mini Dip. House # 41¢ ea. 10 for \$3.65
- *Stud Rectifier. 35 AMP. 300 PIV. MOT. 1N1187. 73¢ ea. 10/\$6.60
- *Erie Disc Caps. .01 MFD 100V PC Leads. 100 for \$2.45
- *Motorola Octal "D" Latch. MC8308, like 74100. 43¢ ea. 10 for \$3.80
- *Power Resistor. 6.8K OHMS 4Watts. 10 for 91¢
- *2 Watt Resistor. 22K OHMS 30 for \$1.07
- *74164 TTL. House # 8 Bit. SIPO Shift Register. 26¢ ea. 10/\$2.15
- *TO-3 Heatsink. For 309K, etc. Thermalloy #6001B-2. 8 for \$1.86
- *IC Assortment. TTL, DTL, Linear. House #. All New. 50 for \$1.56
- *LM113 Precision Voltage Reference. To-18 Case. \$1.18 ea.
- *LM301 High Performance OP AMP. Metal Can. 10 for \$2.18
- *Mini Clock Module. 4 Digits with Timebase. Removed from Eqmt. \$7.85



1N4148 DIODE SALE!

FULL LEADS! BRAND NEW!
COMPUTER MFG. SURPLUS

100 FOR \$2 1000 FOR \$17.50



FILTER CAP

2200 MFD 16WVDC
BY PANASONIC. SMALL SIZE.

FRESH! 3 FOR \$1.25


FOUR CHANNEL SCANNER

PC Board only. A sensitive two band RECEIVER on a board measuring only 3x2½ in. Units were purchased when HYGAIN closed its Puerto Rico plant. Will scan four crystals on the VHF (high) band or the UHF band. Works off 6VDC. Some units may require slight tuning. We provide basic hook ups, but have no schematic at this time.

LIMITED QTY.

\$5.99 each

GE NICAD!



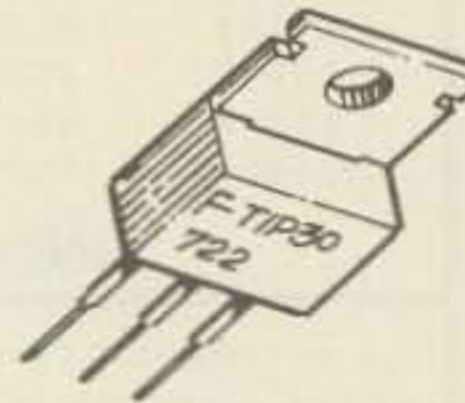
GE Ni-Cad Battery Pack
3 Cell pack, gives 4 volts at 900MAH. Brand new, factory fresh. Each cell is 2/3 "C" size. \$2.95.

Buy 3 packs (12 volts) for \$6.95. Limited stock!

COMPLEMENTARY POWER TRANSISTORS

SILICON NPN AND PNP. TO-220 CASE.
VCEO - 40V PD - 30 WATTS

FOR AUDIO POWER AMPS, ETC.



TIP29 - NPN
TIP30 - PNP

YOUR CHOICE

3 FOR \$1

MOTOROLA POWER TRIAC TO-220 CASE

15 AMP 400 PRV

SPECIAL: 89¢ each

5 FOR \$3.95

"THE COLOSSUS"

FAIRCHILD SUPER JUMBO LED READOUT
A full .80 inch character. The biggest readout we have ever sold! Super efficient. Compare at up to \$2.95 each from others!

FND 847 Common Anode YOUR CHOICE
FND 850 Common Cathode \$1.49 EA

(6 for \$6.95)

FAIRCHILD PNP "SUPER TRANSISTOR"

2N4402. TO-92 Plastic. Silicon PNP Driver. High Current. VCEO-40 HFE-50 to 150 at 150 MA. FT-150 MHZ. A super "BEEFED-UP" Version of the 2N3906.

8 FOR \$1

FAIRCHILD RED LED LAMPS

#FLV5057. Medium Size. Clear Case. RED EMITTING. These are not retested off-spec units as sold by some of our competition. These are factory prime, first quality, new units.



"WE BOUGHT 250,000 PCS."

10 FOR \$1.19

50 FOR \$4.95

HY GAIN

OP-AMP AND RELAY CONTROL BOARD

We do not know what these boards were used in, but they do contain a wealth of quality components. Board has: 2-12VDC 200 OHM SPDT Mini Relays, 1-CD4001 CMOS, 4-LM358 High Performance OP AMPS (same as 1/2 LM324), 1-MOTOROLA MC3340 Mini Dip, 1-Audio Output Transformer, 1-TIP30 30 WATT PNP Power Transistor, plus 70 more assorted components. All parts easily removed.


LIMITED STOCK: \$2.49 each

Digital Research Corporation
(OF TEXAS)

P.O. BOX 401247 GARLAND, TEXAS 75040 (214) 271-2461

TERMS: Add 30¢ postage, we pay balance Orders under \$15 add 75¢ handling. No C.O.D. We accept Visa, MasterCard, and American Express cards. Tex. Res. add 5% Tax. Foreign orders (except Canada) add 20% P & H. 90 Day Money Back Guarantee on all items.

16K EPROM CARD-S 100 BUSS



\$59.95
KIT

OUR
BEST
SELLING
KIT!

USES 2708's!


Thousands of personal and business systems around the world use this board with complete satisfaction. Puts 16K of software on line at **ALL TIMES!** Kit features a top quality soldermasked and silk-screened PC board and first run parts and sockets. All parts (except 2708's) are included. Any number of EPROM locations may be disabled to avoid any memory conflicts. Fully buffered and has WAIT STATE capabilities.

OUR 450NS 2708'S
ARE \$8.95 EA. WITH
PURCHASE OF KIT

ASSEMBLED
AND FULLY TESTED
ADD \$25

8K LOW POWER RAM KIT-S 100 BUSS

250 NS SALE!



ADD \$5
FOR
250NS!

\$129 KIT

Use 21L02
450 NS RAMS!

Thousands of computer systems rely on this rugged, work horse, RAM board. Designed for error-free, NO HASSLE, systems use.

KIT FEATURES:

1. Doubled sided PC Board with solder mask and silk screen layout. Gold plated contact fingers.
2. All sockets included.
3. Fully buffered on all address and data lines.
4. Phantom is jumper selectable to pin 67.
5. FOUR 7805 regulators are provided on card.


Blank PC Board w/Documentation
\$29.95
Low Profile Socket Set...**13.50**
Support IC's (TTL & Regulators)
\$9.75
Bypass CAP's (Disc & Tantalums)
\$4.50

ASSEMBLED AND FULLY
BURNED IN ADD \$30

16K STATIC RAM KIT-S 100 BUSS

\$295 KIT

FULLY
STATIC, AT
DYNAMIC PRICES



WHY THE 2114 RAM CHIP?

We feel the 2114 will be the next industry standard RAM chip (like the 2102 was). This means price, availability, and quality will all be good! Next, the 2114 is FULLY STATIC! We feel this is the **ONLY** way to go on the S-100 Bus! We've all heard the HORROR stories about some Dynamic Ram Boards having trouble with DMA and FLOPPY DISC DRIVES. Who needs these kinds of problems? And finally, even among other 4K Static RAM's the 2114 stands out! Not all 4K static Rams are created equal! Some of the other 4K's have clocked chip enable lines and various timing windows just as critical as Dynamic RAM's. Some of our competitor's 16K boards use these "tricky" devices. But not us! The 2114 is the **ONLY** logical choice for a trouble-free, straightforward design.

KIT FEATURES:

1. Addressable as four separate 4K Blocks.
2. ON BOARD BANK SELECT circuitry. (Cromemco Standard!). Allows up to 512K on line!
3. Uses 2114 (450NS) 4K Static Rams.
4. ON BOARD SELECTABLE WAIT STATES.
5. Double sided PC Board, with solder mask and silk screened layout. Gold plated contact fingers.
6. All address and data lines fully buffered.
7. Kit includes ALL parts and sockets.
8. PHANTOM is jumpered to PIN 67.
9. LOW POWER: under 2 amps TYPICAL from the +8 Volt Buss.
10. Blank PC Board can be populated as any multiple of 4K.

BLANK PC BOARD W/DATA—\$33

LOW PROFILE SOCKET SET—\$12
SUPPORT IC'S & CAPS—\$19.95

ASSEMBLED & TESTED—ADD \$30
2114 RAM'S—8 FOR \$69.95

60 Hz CRYSTAL TIME BASE

\$4.95

(Complete Kit)

Uses MM5369 CMOS divider IC with high accuracy 3.579545 MHZ Crystal. Use with all MOS Clock Chips or Modules. Draws only 1.5 MA. All parts, data, and PC Board included.

100 HZ CRYSTAL TIME BASE

\$5.95

(Complete Kit)

Same as above, except it uses a special MM5369. Perfect for frequency counter time bases, etc. Also use with MOSTEK MK50397 timer chip.

16K DYNAMIC RAM CHIP

16K X 1 Bits. 16 Pin Package. Same as Mostek 4116-4. 250 NS access. 410 NS cycle time. Our best price yet for this state of the art RAM. 32K and 64K RAM boards using this chip are readily available. These are new, fully guaranteed devices by a major mfg.

VERY LIMITED STOCK!

NOT ASSOCIATED
WITH
DIGITAL RESEARCH
OF CALIFORNIA,
THE SUPPLIERS OF
CPM SOFTWARE.

8 FOR \$89.95

450 NS!

2708 EPROMS

Now full speed! Prime new units from a major U.S. Mfg. 450 N.S. Access time. 1K x 8. Equiv. to 4-1702 A's in one package.

~~\$15.75 ea.~~

\$9.95

~~4 FOR \$50.00~~

PRICE CUT

NATIONAL SEMICONDUCTOR JUMBO CLOCK MODULE

MA1008A
BRAND NEW!



\$6.95

3 FOR \$13

ASSEMBLED! NOT A KIT!

ZULU VERSION!

We have a limited number of the 24 HR Real time version of this module in stock.

#MA1008D — \$9.95

(IAC XFMR \$1.95)

PERFECT FOR USE WITH A TIMEBASE

FEATURES

- FOUR JUMBO 1/2 INCH LED DISPLAYS
- 12 HR REAL TIME FORMAT
- 24 HR ALARM SIGNAL OUTPUT
- 50 OR 60 HZ OPERATION
- LED BRIGHTNESS CONTROL
- POWER FAILURE INDICATOR
- SLEEP & SNOOZE TIMERS
- DIRECT LED DRIVE (LOW RF!)
- COMES WITH FULL DATA

COMPARE AT UP TO TWICE
OUR PRICE!

MANUFACTURER'S CLOSEOUT!

WESTERN DIGITAL UART

TR1602A. PIN FOR PIN SUB FOR
AY5-1013 AND TMS6011.

FOR SERIAL I/O



\$2.99

EACH

SURPLUS SPECIAL

SALE!

1N4148 DIODES. SILICON.
Same as 1N914. New,
factory prime, Full Leads.
100 FOR \$2
1000 FOR \$17.50

New! REAL TIME
Computer Clock Chip

N.S. MM5313. Features
BOTH 7 segment and
BCD outputs. 28 Pin
DIP. **\$4.95 with Data**

Z-80 PROGRAMMING MANUAL

By MOSTEK, or ZILOG. The most detailed explanation ever on the working of the Z-80 CPU CHIPS. At least one full page on each of the 158 Z-80 instructions. A MUST reference manual for any user of the Z-80. 300 pages. Just off the press.

\$12.95

COMPUTER PARTS

Z-80 - 19.95	8212 - 2.25
Z-80A - 24.95	8255 - 6.95
8080A - 6.95	2111AL-4 - 2.25
8080A-2 - 8.95	2708 - 9.95

"THE COLOSSUS"

FAIRCHILD SUPER JUMBO LED READOUT

A full 80 inch character. The biggest readout we have ever sold! Super efficient. Compare at up to \$2.95 each from others!

YOUR CHOICE

FND 843 Common Anode
FND 850 Common Cathode **\$1.49** ea (6 for \$6.95)

Digital Research Corporation

(OF TEXAS)

P.O. BOX 401247 • GARLAND, TEXAS 75040 • (214) 271-2461

✓ D20

TERMS: Add 30¢ postage, we pay balance. Orders under \$15 add 75¢ handling. No C.O.D. We accept Visa, MasterCard, and American Express cards. Tex. Res. add 5% Tax. Foreign orders (except Canada add 20% P & H. 90 Day Money Back Guarantee on all items.


RF POWER transistors

- 2NRF-1** 2 GHz RF power transistor. Pd max (@ 25 degrees C) 3.5W, Pout min @ 2 GHz 1.0W, Pin 310 mW, efficiency @ 2 GHz 30%, round shape, similar to RCA 2N5470. **\$4.95**
- 2NRF-2** 2 GHz RF power transistor. Pd 8.7W, Pout 2.5W, Pin 300 mW, efficiency 33%, cross shape, similar to RCA TA8407. **\$5.95**
- 2NRF-4** 2 GHz RF power transistor. Pd 29W, Pout 7.5W, Pin 1.5W, efficiency 33%, cross shape. Factory selected, prime 2N6269. **\$7.95**
- 2NRF-3** 2 GHz RF power transistor. Pd 21W, Pout 5.5W, Pin 1.25W, efficiency 33%, cross shape. Similar to RCA 2N6269. **\$6.95**

WHAT'S BIPOLAR, REGULATED, SIMPLE, VIRTUALLY BLOW-OUT PROOF, DELIVERS ± 250 mA MINIMUM, AND COSTS ONLY \$15? A GODBOUT BIPOLAR POWER SUPPLY KIT!

These power supplies are great for fixed voltage applications. Available in $\pm 5V$, $\pm 6V$, $\pm 8V$, $\pm 9V$, $\pm 12V$, and $\pm 15V$ models — specify project #13-XX, where the XX stands for the desired voltage. Compact, simple assembly.

MA1003 clock module, MA1003 matching case:



NOW GET BOTH FOR \$19.95!

The MA1003 is a popular clock module that features blue-green fluorescent readouts (won't wash out in daylight), a highly accurate built-in timebase (excellent for mobile/portable operation and battery backup applications), and really easy assembly... add time setting switches, +12V DC, and you're ready to go. So simple, it makes a great one evening project; so inexpensive, you can afford to have accurate, electronic time-keeping not only in your home but in your car, truck, or van.

Our matching case has a simulated woodgrain front, mounting bracket and hardware, and a blue filter that really brings out the best in the MA1003 readouts. Best of all, it's compact... and even has pilot holes pre-drilled for 2 time-setting switches and an optional display switch. Comes complete with applications data.

It's about time someone came up with a simple, inexpensive, easy to assemble clock... here it is. If you wish, the clock module is available separately for \$16.50 each (3/\$46), and the case for \$5.95 each.

12V 8A POWER SUPPLY

\$45



This kit has sold consistently since we introduced it back in '73, and it's no wonder. Hams and CBers use it for powering mobile transceivers in the home, techs use it for a bench supply, computer owners use it to power bunches of floppy disks, and a major hi-fi chain even bought several of them for powering auto tape players in their stores. Handles 12A with 50% duty cycle, and features crowbar overvoltage protection, foldback current limiting, adjustable output 11-14V, custom wound heavy-duty transformer, RF suppression, and simplified assembly (all parts except transformer, filter caps, and diodes mount on circuit board). With complete assembly instructions. Does not include case.


WE ALSO HAVE A LONG LINE OF COMPUTER PRODUCTS THAT SUPPORTS THE S-100, APPLE, TRS-80, DIGITAL GROUP, AND SBC BUSES. FOR MORE INFORMATION, SEE OUR ADS IN THE COMPUTER MAGAZINES, WRITE FOR OUR FLYER, OR VISIT YOUR LOCAL COMPUTER STORE.

TERMS: Orders under \$15 add \$1 handling. Cal res add tax. Prices good through cover month of magazine. VISA®/Mastercharge® (\$15 min) call our 24 hour answering service at (415) 562-0636. Allow 5% shipping (more for power supply), excess refunded. COD OK with street address for UPS.

GODBOUT ✓G4
BILL GODBOUT ELECTRONICS
BOX 2355, OAKLAND AIRPORT, CA 94614

FREE CATALOGUE: We used to advertise our free flyer, but we now have so much stuff we've promoted our flyer to a catalogue. If you're looking for bargains this is the place... send us your name and address, we'll take care of the rest. For 1st class delivery add 41¢ in stamps.

Transistor Checker



— Completely Assembled —
— Battery Operated —

The ASI Transistor Checker is capable of checking a wide range of transistor types, either "in circuit" or out of circuit. To operate, simply plug the transistor to be checked into the front panel socket, or connect it with the alligator clip test leads provided. The unit safely and automatically identifies low, medium and high-power PNP and NPN transistors. Size: 3 1/4" x 6 1/4" x 2"
"C" cell battery not included.

Trans-Check \$29.95 ea.

Custom Cables & Jumpers



DB 25 Series Cables

Part No.	Cable Length	Connectors	Price
DB25P-4-P	4 Ft.	2-DP25P	\$15.95 ea.
DB25P-4-S	4 Ft.	1-DP25P/1-25S	\$16.95 ea.
DB25S-4-S	4 Ft.	2-DP25S	\$17.95 ea.

Dip Jumpers

DJ14-1	1 ft.	1-14 Pin	\$1.59 ea.
DJ16-1	1 ft.	1-16 Pin	1.79 ea.
DJ24-1	1 ft.	1-24 Pin	2.79 ea.
DJ14-1-14	1 ft.	2-14 Pin	2.79 ea.
DJ16-1-16	1 ft.	2-16 Pin	3.19 ea.
DJ24-1-24	1 ft.	2-24 Pin	4.95 ea.

For Custom Cables & Jumpers, See JAMECO-1979 Catalog for Pricing

CONNECTORS

25 Pin-D Subminiature

DB25P (as pictured)	PLUG (Meets RS232)	\$2.95
DB25S	SOCKET (Meets RS232)	\$3.50
DB51226-1	Cable Cover for DB25P or DB25S	\$1.75

PRINTED CIRCUIT EDGE-CARD

Spacing	Pin	Material	Price
15/30	PINS (Solder Eyelet)	156 Spacing-Tin-Double Read-Out — Silicided Contacts — Fits .054 to .070 P.C. Cards	\$1.95
18/36	PINS (Solder Eyelet)		\$2.49
22/44	PINS (Solder Eyelet)		\$2.95
50/100 (.100 Spacing)	PINS (Wire Wrap)		\$6.95
50/100 (.125 Spacing)	PINS (Wire Wrap)		R681-1 \$6.95

Solar Cells

2x2cm

- 0.4 volts
 - 100mA
 - 41 MW
- Can be added in series for higher voltage or parallel for higher current.
- #SC 2x2 \$1.95 ea. or 3/\$5.00

Magnetically Activated Switch

The 9250-0002 is a single pole normally closed switch. When the magnet is engaged, the circuit is open. This switch is only suitable for use in non-magnetic doors and windows.

#9250-0002 2/\$1.00

AC Wall Transformer



Ideal for use with clocks, power supplies or any other type of AC application.

Part No.	Input	Output	Price
AC 250	117V/60Hz	12 VAC 250mA	\$3.95
AC 500	117V/60Hz	12 VAC 500mA	\$4.95

REMOTE CONTROL TRANSMITTER & RECEIVER



\$19.95

INSTRUMENT/CLOCK CASE



This case is an injection molded unit that is ideal for uses such as DVM, COUNTER, or CLOCK cases. It has dimensions of 4 1/2" in length by 4" in width by 1-9/16" in height. It comes complete with a red bezel.

PART NO: IN-CC \$3.49 each

MICROPROCESSOR COMPONENTS

8080A/8088A SUPPORT DEVICES		MICROPROCESSOR MANUALS				
8080A	CPU	\$ 9.95	M-280	User Manual	\$7.50	
8212	8-Bit Input/Output	3.25	M-CDP1802	User Manual	7.50	
8214	Priority Interrupt Control	5.95	M-2650	User Manual	5.00	
8216	Bi-Directional Bus Driver	3.49				
8224	Clock Generator/Driver	3.95				
8226	Bus Driver	3.49				
8228	System Controller/Bus Driver	5.95				
8238	System Controller	5.95				
8251	Prog. Comm. 1/0 (USART)	7.95				
8253	Prog. Interval Timer	14.95				
8255	Prog. Periph. 1/0 (PPI)	9.95				
8257	Prog. DMA Control	19.95				
8258	Prog. Interrupt Control	19.95				
8080/8088 SUPPORT DEVICES		ROM'S				
MC6800	MPU	\$14.95	2513(2140)	Character Generator (upper case)	\$9.95	
MC6802CP	MPU with Clock and Ram	24.95	2513(3021)	Character Generator (lower case)	9.95	
MC6810APl	128Kb Static Ram	5.95	2516	Character Generator	10.95	
MC6821	Periph. Inter. Adapt (MC6820)	7.49	MMS230N	2048-Bit Read Only Memory	1.95	
MC6828	Priority Interrupt Controller	12.95				
MC6830L3	1024Kb Bit ROM (MC68A30-8)	14.95				
MC6850	Asynchronous Comm. Adapter	7.95				
MC6852	Synchronous Serial Data Adapt.	9.95				
MC6860	0-600 bps Digital MODEM	12.95				
MC6862	2400 bps Modulator	14.95				
MC6880A	Quad 3-State Bus. Trans. (MC6726)	2.25				
MICROPROCESSOR CHIPS—MISCELLANEOUS		RAM'S				
Z80(780C)	CPU	\$19.95	1101	256X1	Static	\$1.49
Z80A(780-1)	CPU	24.95	1103	1024X1	Dynamic	.99
CDP1802	CPU	19.95	2101(6101)	256X4	Static	3.95
2850	MPU	19.95	2102	1024X1	Static	1.75
8035	8-Bit MPU w/clock, RAM, 1/0 lines	19.95	21102	1024X1	Static	1.95
P8085	CPU	19.95	2111(8111)	256X4	Static	3.95
TMS9902L	16-Bit MPU w/hardware, multiply & divide	49.95	2112	256X4	Static MOS	4.95
			2114	1024X4	Static 450ns	9.95
			2114L	1024X4	Static 450ns low power	10.95
			2114-3	1024X4	Static 300ns	10.95
			2114L-3	1024X4	Static 300ns low power	11.95
			5101	256X4	Static	7.95
			5280(2107)	4096X1	Dynamic	4.95
			7489	16X4	Static	1.75
			74S200	256X1	Static Tristate	4.95
			93421	256X1	Static	2.95
			UPD414	4K	Dynamic 16 pin	4.95
			(MK4027)			
			UPD416	16K	Dynamic 16 pin	14.95
			(MK4116)			
			TMS4044	4K	Static	14.95
			45N1			
			TMS4045	1024X4	Static	14.95
			2117	16,384X1	Dynamic 350ns (house marked)	9.95
			MMS262	2KX1	Dynamic	4/1.00
			1702A	2048	FAMOS	\$5.95
			TMS2516	16K*	EPROM(Intel 2716)	49.95
			(2716)		*Requires single +5V power supply	
			TMS2532	4KX8	EPROM	89.95
			2708	8K	EPROM	10.95
			2716 T.1	16K*	EPROM	29.95
					*Requires 3 voltages, —5V, +5V, +12V	
			5203	2048	FAMOS	14.95
			6301-1(7811)	1024	Tristate Bipolar	3.49
			6330-1(7602)	256	Open C Bipolar	2.95
			82S23	32X8	Open Collector	3.95
			82S115	4096	Bipolar	19.95
			82S123	32X8	Tristate	3.95
			74186	512	TTL Open Collector	9.95
			74188	256	TTL Open Collector	3.95
			74S287	1024	Static	2.95
			A-Y-5-1013	30K 8A10D		5.95

CSC CONTINENTAL SPECIALTIES PROTO BOARDS

Proto Board 203



A total ready-to-use power breadboard oriented device with a built-in regulated, short-circuit proof power supply. Just plug in and start building! 2 extra floating 5-way binding posts for external caps. Self-contained with power switch, indicator lamp and power fuse. 24 14 pin DIP capacity. All positive two-tone quality test. All metal construction. 9 1/2" L x 6 1/2" W x 2 1/4" H. 5 lbs.

PB 203 \$75.00

Proto Board 203A



All the features of the PB 203 plus additional power supply flexibility, providing 18 Regulated 5VDC output from specifications as PB 203. Regulated separate +15VDC and -15VDC 0.5A supplies, each with separately and independently adjustable output voltage. Rupture and fuse of + and -15V supplies. 100V at 0.25A.

PB 203A \$124.95

Model Number	L x W x H (Inches)	Price
PB-6	6.0 x 4.5 x 1.4	\$15.95
PB-100	6.0 x 4.5 x 1.4	\$19.95
PB-101	6.0 x 4.5 x 1.4	\$22.95

BK PRECISION 3 1/2-Digit Portable DMM



Model 2800 \$99.95

Accessories:
AC Adapter BC-28 \$9.00
Rechargeable Batteries BP-25 20.00
Carrying Case LC-28 7.50

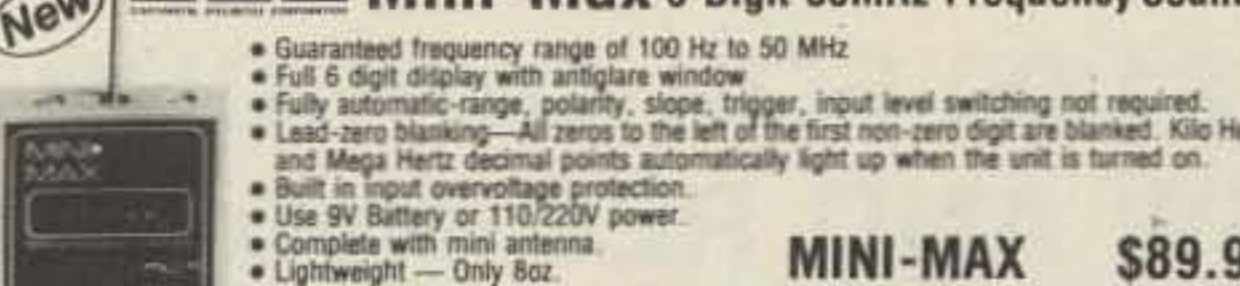
CSC 100 MHz 8-Digit Counter



MAX-100 \$134.95

ACCESSORIES FOR MAX 100:
Mobile Charger/Eliminator use power from car battery Model 100 — CLA \$3.95
Charger/Eliminator use 110 V AC Model 100 — CAI \$9.95

New! CSC Mini-Max 6 Digit 50MHz Frequency Counter



MINI-MAX \$89.95

Accessories For Mini-Max

Part No.	Description	Price
MM-A4	Antenna	\$ 3.95
MM-CS	Carrying case	5.95
MM-IPC	Input cable with clip leads	3.95
MM-AC2	110V adapter	9.95
MM-AC3	220V adapter	9.95

\$10.00 Minimum Order — U.S. Funds Only
California Residents — Add 6% Sales Tax



MAIL ORDER ELECTRONICS — WORLDWIDE
1021 HOWARD AVENUE, SAN CARLOS, CA 94070
ADVERTISED PRICES GOOD THRU APRIL

The Incredible "Pennywhistle 103"



\$139.95 Kit Only

The Pennywhistle 103 is capable of recording data to and from audio tape without critical speed requirements for the recorder and it is able to communicate directly with another modern and terminal for telephone "hamming" and communications. In addition, it is free of critical adjustments and is built with non-precision, readily available parts.

Data Transmission Method Frequency-Shift Keying, full-duplex (half-duplex selectable).
Maximum Data Rate 300 Baud.
Data Format Asynchronous Serial (return to mark level required between each character).
Receive Channel Frequencies 2025 Hz for space, 2225 Hz for mark.
Transmit Channel Frequencies Switch selectable: Low (normal) — 1070 space, 1270 mark; High — 025 space, 2225 mark.
Receive Sensitivity -46 dbm acoustically coupled.
Transmit Level -15 dbm nominal. Adjustable from -6 dbm to -20 dbm.
Receive Frequency Tolerance Frequency reference automatically adjusts to allow for operation between 1800 Hz and 2400 Hz.
Digital Data Interface EIA RS-232C or 20 mA current loop (receiver is optoisolated and non-polar).
Power Requirements 120 VAC, single phase, 10 Watts.
Physical All components mount on a single 5" by 9" printed circuit board. All components included.
Requires a VOM, Audio Oscillator, Frequency Counter and/or Oscilloscope to align.

TRS-80 16K Conversion Kit

Expand your 4K TRS-80 System to 16K. Kit comes complete with:
* 8 each UPD416 (16K Dynamic Rams)
* Documentation for conversion

TRS-16K \$115.00

Special Offer - Order both your TRS-16K and the Sup'R' MOD II Interface kit together (retail value \$144.95) for only \$139.95

COMPUTER CASSETTES



6 EACH 15 MINUTE HIGH QUALITY C-15 CASSETTES
PLASTIC CASE INCLUDED
12 CASSETTE CAPACITY
ADDITIONAL CASSETTES AVAILABLE #C-15-\$2.50 ea

CAS-6 \$14.95 (Case and 6 Cassettes)

SUP 'R' MOD II



UHF Channel 33 TV Interface Unit Kit
Wide Band B/W or Color System
Converts TV to Video Display for home computers, CCTV camera, Apple II, works with Cromeco Dazzler, SOL-20, IRS-80, Challenger, etc.
MOD II is pretuned to Channel 33 (UHF).
Includes coaxial cable and antenna transformer.

MOD II \$29.95 Kit

RS-232 CONTROL CENTER



Plug in your modem, computer prom programmer, terminal, printer, etc. and selectively control data flow.

Same Contour as "Pennywhistle 103"
Totally self-contained
Includes 2 master ports and 3 slave ports.

PART NO. RS-232CC \$89.95 kit only


CASSETTE CONTROLLER



Ideal for use with the TRS 80 and others.
"Plug/Jack interface to any computer system requiring remote control of cassette functions"
The CC100 controls cassette motor functions, monitors tape location with its internal speaker and requires no power. Eliminates the plugging and unplugging of cables during computer loading operation from cassettes.

#CC-100 \$29.50

63-Key Unencoded Keyboard



This is a 63-key, terminal keyboard newly manufactured by a large computer manufacturer. It is unencoded with SPST keys, unattached to any kind of PC board. A very solid molded plastic 13 x 4" base suits most application. IN STOCK \$29.95/each

Hexadecimal Unencoded Keypad



19-key pad includes 4-10 keys, ABCDEF and 2 optional keys and a shift key.
\$10.95/each

ASSOCIATED RADIO 913-381-5900

✓ A50

8012 CONSER BOX 4327
OVERLAND PARK, KANSAS 66204



CALL US WITH YOUR REQUIREMENTS
AMERICA'S NO. 1 Real Amateur Radio Store



Associated Wants to Trade

Call US

913-381-5900

TRADE BUY SELL

NEW AND RECONDITIONED EQUIPMENT.

**NOTE: SEND \$1.00 FOR OUR CURRENT CATALOG
OF NEW AND RECONDITIONED EQUIPMENT**

***ALSO WE PERIODICALLY PUBLISH A LIST OF
UNSERVICED EQUIPMENT AT GREAT SAVINGS.
A BONANZA FOR THE EXPERIENCED OPERATOR.
TO OBTAIN THE NEXT UNSERVICED BARGAIN LIST
SEND A SELF ADDRESSED STAMPED ENVELOPE.**

IT'S NEW! IT'S EXCITING! POLY PAKS GIANT

"ONE PENNY GETS YOU TWO"

*Buy any item on this page and choose 2nd item for only one penny!

* of the same cat. no.

A PENNY MORE GETS YOU TWO



6-SKINNY TRIM POTS, PRECISION, asst. styles, values 50% yield (-3389)	1.29	12 for 1.30
60pc-PRECUT, PRETINNED WIRE, various lengths and colors (-1971)	1.29	120 for 1.30
60-MINI RESISTORS, for PC appl., vert, 1/8W, color coded (-2235)	1.29	120 for 1.30
8-TRANSISTOR RADIO EARPHONES, 8 ohms impd (-2946)	1.29	16 for 1.30
10-5K POTS, audio taper, plastic snap-in mounting (-5124)	1.29	20 for 1.30
10-1&2 MEG DUAL POTS, audio taper, "snap-in" mnt (-5125)	1.29	20 for 1.30
50-1 AMP ZENERS, wide asst. of values, untested (-1964)	1.29	100 for 1.30
12-SCR'S & TRIACS, 10 AMP, asst. values, untested (-2087)	1.29	24 for 1.30
3-QUADRACS, 10 AMP, 100% prime, 50-100-200 V, TO-220 (-5048)	1.29	6 for 1.30
20-MINI RECTIFIERS, 1/2 AMP'S, 25V, epoxy, axial (-5374)	1.29	40 for 1.30
10-IN4007 1000V MINI RECTIFIER, epoxy case, axial leads (-2383)	1.29	20 for 1.30
75-MOLEX CONNECTOR Type M1938-4, makes 14 to 40 pin sockets (-1609)	1.29	150 for 1.30
50-IF TRANSFORMERS, asst sizes (-3545)	1.29	100 for 1.30
10-T.V. CHEATER CORD JACKS, (-5519)	1.29	20 for 1.30
10-1 AMP 200V MINI RECTIFIER, IN4003, epoxy, axial (-2379)	1.29	20 for 1.30
4-1.5V SILVER OXIDE WATCH BATTERIES, (-5063)	1.29	8 for 1.30
3-LCD WATCH READOUTS, 3 1/2" digits, 7 seg, dim 1 1/2" x 1" (-5066)	1.29	6 for 1.30
20-IC DICE CHIP, complete circuitry, asst. sizes (-5065)	1.29	40 for 1.30
2-100kHz MARKER CRYSTALS, specify 104.067, 104.092, or 114.00 kHz (-3896)	1.29	4 for 1.30
12-1.5V LAMP AND SOCKET SET, 200ma, T2 style (-3956)	1.29	20 for 1.30
10-RCA PHONO JACKS, chassis mount, teflon base (-5119)	1.29	20 for 1.30
10-COAXIAL PIN HEAD LEADS, RED (-5617)	1.29	8 for 1.30
4-5-DIGIT 7-SEGMENT READOUTS, in flat pak case (-5616)	1.29	8 for 1.30
4-1/4" BLOCK TRIM POTS, 5K (-2536)	1.29	2 for 1.30
1-"FOTO-FET" CHANNEL, Crystallines, 2-Sealed Effect Transistors, (-1169)	1.29	2 for 1.30
1-VOLTAGE REGULATOR, TO202 case, 12V 600MA (-1900)	1.29	2 for 1.30
1-3-DIGITS ON A DIP, LED, red, DL-33 (-1887)	1.29	2 for 1.30
3-MM5262 2K DYNAMIC RAM, specify type (-3459)	1.29	6 for 1.30
10-2N711 HIGH SPEED SWITCHING TRANSISTORS, TO18, npn (-3374)	1.29	20 for 1.30
2-15W HI POWER TRANSISTORS, 220V, npn, TO66 (-2797)	1.29	4 for 1.30
3-24 PIN IC SOCKETS (-2168)	1.29	6 for 1.30
1-MM5312 DIGITAL CLOCK CHIP, 100% (-1525)	1.29	2 for 1.30
2-MM5725 4 FUNCTION CALCULATOR CHIP, 100% (-2036)	1.29	4 for 1.30
1-MM5202 ERASABLE PROM, 1001 (-3458)	1.29	2 for 1.30
3-10 AMP 25V BRIDGE RECT, comb style (-2447)	1.29	6 for 1.30
10-2N3565 RF TRANSISTORS, TO106, 2N5133 (-3372)	1.29	20 for 1.30
6-LINEAR SWITCHING TRANSISTORS, 2N2905, npn, TO5 (-3375)	1.29	12 for 1.30
50-2 AMP CYLINDRICAL RECT, up to 1K, u-test (-4006)	1.29	100 for 1.30
6-OPEN-FACE READOUTS, LED, red, some segs missing mostly duals (-3952)	1.29	12 for 1.30
10-2N2222 (or equiv), TO-18 metal case (-1992)	1.29	20 for 1.30
10-DATA ENTRY SWITCHES, SPST, 1 amp, norm open 125V (-5321)	1.29	20 for 1.30
8-TRANSISTOR RADIO EARPHONES, 8 ohms impd (-2946)	1.29	16 for 1.30
15-FLUORESCENT OVERFLOW READOUT TUBES, w/leads (-3288)	1.29	30 for 1.30
10-2N3704 TO92 TRANSISTORS (-3490)	1.29	20 for 1.30
1-2N5001 80V TRANSISTORS STUD (-2800)	1.29	2 for 1.30
3-MICROPROCESSOR/SUPPORT CHIPS, asst. MM5780-90 series, 24-28 pin (-5639A)	1.29	6 for 1.30
6-CLOCK/CALCULATOR CHIPS, asst. MM5378, 75, 5737 etc. (-5638A)	1.29	12 for 1.30
25-DTL FAIRCHILD IC's, gates and flip flops, Dip, 100% (-3709)	1.29	50 for 1.30
1-24 VOLT 50 MIL. TRANSFORMER, 115 V input, open frame, 1" x 1" x 3/4" (-5631)	1.29	2 for 1.30
10-2N3704 TRANSISTORS, silicon, TO-92 case, hfe-300, 100% (-5625)	1.29	20 for 1.30
10-2N3705 TRANSISTORS, silicon, TO-92 case, hfe-150, 100% (-5626)	1.29	20 for 1.30
10-032021 TRANSISTORS, low power, silicon, hfe-60, TO-92 (-5627)	1.29	20 for 1.30
1 ALLEN BRADLEY POT, 10K, 2-1/4 watts, type-J, 2" x 1/2" shaft (-1748)	1.29	2 for 1.30
50-ASST. RED LEADS, 20% or better, various styles and types (-5624)	1.29	100 for 1.30
10-G.E. POWER TAB TRANSISTORS, D40N1, N2, some N5, TO-220 (-5629)	1.29	20 for 1.30
2-1/4" BLOCK TRIM POTS, 200K (-2535)	1.29	4 for 1.30
1-12VDC 5MIL REED RELAY, spst, N.O. 2200 ohms, 7/8" x 5/16" x 5/16" (-5515)	1.29	2 for 1.30
50-TEMP. COEFFICIENT VOLTAGE REF. DIODES, asst. volt. +50% (-5647)	1.29	100 for 1.30
80-LM-380 IC's, 2 watts, dip, 50%+ yield, U-test (-1975)	1.29	20 for 1.30
50-RED BLOCK DISC CAPS, assorted values, 50% material (-1698)	1.29	100 for 1.30
50-SHOCKLEY DIODES, most popular switching diode, hobby & untested (-1072A)	1.29	100 for 1.30
6-OPTO-COUPLER, 1500V isolation, hobby material, U-test (-2629A)	1.29	12 for 1.30
4-CHERRY MICRO SWITCH, 125 VAC, 15A, N.C. type E-13, screw terminals (-5525)	1.29	8 for 1.30
5-SPST PUSHBUTTON MOMENTARIES, rt. angle, pc mt, on-on' (-5635)	1.29	10 for 1.30
25-TTL's, with 7400's, U-test, dips (-2415A)	1.29	50 for 1.30

30-RADIO AND TV KNOBS, asst styles, sizes (-B217)	1.29	60 for 1.30
60-TUBULAR CAPACITORS, asst volts and sizes (-B219)	1.29	120 for 1.30
55-LOW NOISE RESISTORS 1/4, 1/2 W, HIFI, etc (-220)	1.29	110 for 1.30
50-POWER RESISTORS, 3, 5, 7 w, axial, pop sizes (-B228)	1.29	100 for 1.30
\$25 SURPRISE, all kinds of parts in a pak (-B294)	1.29	2 for 1.30
12-PANEL SWITCHES, rotary, slide, toggle, etc (-B295)	1.29	24 for 1.30
60-COILS AND CHOKES, rf, parasitic, if, etc (-B297)	1.29	120 for 1.30
60-TERMINAL STRIPS, up to 4 solder lugs (-B334)	1.29	120 for 1.30
60-PRECISION RESISTORS, 1/2 W, 1%, axial (-B363)	1.29	120 for 1.30
50-MICA CAPACITORS, asst values (-B373)	1.29	100 for 1.30
10-SETS RCA PLUGS AND JACKS, phono (-B402)	1.29	20 for 1.30
60-DISC CAPACITORS, asst values long leads (-B437)	1.29	120 for 1.30
20-TRANSISTOR ELECTRO'S, asst up and as (-B453)	1.29	20 for 1.30
75-HALF WATTERS, resistors, color coded, asst (-B454)	1.29	150 for 1.30
35-SILVER MICAS, red backs, axial, asst. (-B455)	1.29	70 for 1.30
6-50 AMP RECT, asst volts up to 25, stud (-L717)	1.29	12 for 1.30
100-GERMANIUM DIODES, axial leads, u test (-L642)	1.29	200 for 1.30
100-STABISTORS, Regulator, sensing and computer. Axial, excellent yield (-3140)	1.29	200 for 1.30
100-PRINTED CIRCUIT 1/2 WATT RESISTORS, asst (-U1060)	1.29	200 for 1.30
12-TRANSISTOR SOCKETS, asst npn and pnp types (-U651)	1.29	24 for 1.30
50-3 AMP SILICON RECTIFIERS, axial, asst V (-U865)	1.29	100 for 1.30
50-POLYSTYRENE CAPS, plastic coated, prec. (-U1052)	1.29	100 for 1.30
10-NE-2 bulbs, for 110vac projects, hobby, etc. (-U1222)	1.29	20 for 1.30
10-PROXIMITY REED SWITCHES, (-U1258)	1.29	20 for 1.30
6-2N915 UHF TO-18 TRANSISTORS (-U1423)	1.29	12 for 1.30
30-MOLEX CONNECTORS, nylon, asst. sizes (-5642)	1.29	60 for 1.30
50-MINI BLOCK CAPACITORS, Erie, red square discs, Asst. values. (-1698)	1.29	100 for 1.30
6-CALCULATOR AC ADAPTOR JACK, standard threads 3 terminals. (-2316)	1.29	12 for 1.30
50-ONE AMP ZENER DIODES, asst, axial, u test (-U1964)	1.29	100 for 1.30
5-PA-263 THREE WATT PC BOARDS, for amps (-U2013)	1.29	10 for 1.30
5-MINI MOTORS, 1 1/2 Vdc, for many hobby proj (-U2551)	1.29	10 for 1.30
50-IN4000 RECTIFIERS, asst to 800V, u test (-U2594)	1.29	100 for 1.30
15-PRINTED CIRCUIT BOARDS, asst sizes, hobby (-U2010)	1.29	30 for 1.30
2-MERCURY SWITCHES, silent touch, SPST (-U2823)	1.29	4 for 1.30
6-ITS A SNAP, 9 VDC BAT - clip, red n black lead (-U2852)	1.29	12 for 1.30
8-1400 VOLT "RED BALL" RECTIFIERS, axial 1 AMP (-U2590)	1.29	16 for 1.30
20-IN4148 SWITCHING DIODES, 4 msec, axial (-U3000)	1.29	40 for 1.30
3-10 AMP QUADRACS, w/trigger diode up 600V (-U3620)	1.29	6 for 1.30
5-MICRO SWITCHES, push, asst types (-U3011)	1.29	10 for 1.30
40-SQUARE DISC STYLE CHOKES, color coded (-U3203)	1.29	80 for 1.30
30-TRANSISTORS TO92 2N4400 series, u test (-U3291)	1.29	60 for 1.30
6-TRANSISTORS TRANSFORMERS, audio, inter, etc mini (-U3295)	1.29	12 for 1.30
15-PRINTED CKT TRIMMER POTS, asst values, etc (-U3346)	1.29	30 for 1.30
20-H CABLE, 1 cond shielded, 1-24, for phono (-U3653)	1.29	40 ft 1.30
10-PNP 30 WATT TO-3 TRANSISTORS, hobby (-U3772)	1.29	20 for 1.30
50-TUBE SOCKETS, 4, 5, 6, 7 pin tubes, asst (-U3839)	1.29	100 for 1.30
1-10 AMP POWER TAB QUADRAC, 200 PRV, TO220, 2/trigger (-1590)	1.29	2 for 1.30
10-BULLET RECTIFIERS, 1.5 amp, 200V, axial (-84)	1.29	20 for 1.30
6-READOUTS, MAN 3, common cath, LED, the claw, RED (-3338)	1.29	12 for 1.30
8-LEDS, asst. sizes and shapes, red, green, yellow, amber (-3869)	1.29	16 for 1.30
PHOTO FLASH ELECTRO. CAP, 600 MF - 360 V (-3897)	1.29	2 for 1.30
2-CIRCUIT BREAKERS, glass sealed, axial, rated 1 amp (-3905)	1.29	4 for 1.30
MICRO MINI TOGGLE, SPST, 2 pos, on-off, 125V - 3 amps (-3936)	1.29	2 for 1.30
5-CB CRYSTALS, org. used w/synthesizer, asst. freq, HC-18/U holder (-5051)	1.29	10 for 1.30
4-PUSH BUTTON, SPST, PANEL, N.C. 125V - 1 A (-5289)	1.29	8 for 1.30
10-INSTRUMENT KNOBS, asst. styles and colors, 1/2" shaft (-5121)	1.29	20 for 1.30
4-TAPE HEADS, Hifi types (-5182)	1.29	8 for 1.30
5-TANTALUM ELECTROS, TEARDROP style, 2.2uf - 25V (-5205)	1.29	10 for 1.30
2-INLINE FUSE HOLDERS, complete w/5 amp fuse (-5213)	1.29	4 for 1.30
30-4" CABLE TIES, non-slip white plastic (-5217)	1.29	60 for 1.30
30pc-HEAT SHRINK, asst. sizes, 50% shrinkage (-5248)	1.29	60 for 1.30
20-TOROIDS, some with coils (-5431)	1.29	40 for 1.30
10-15V ZENERS, 400mw, axial, glass case (-5404)	1.29	20 for 1.30
2-ALUMINIUM HEAT SINKS, for TO-220 (-5338)	1.29	4 for 1.30
2-5.1V, 5%, 10W, STUD ZENER, DO-4 case (-5287)	1.29	4 for 1.30

"A PENNY MORE GETS YOU TWO" SALE

It's our special penny IC JAMBOREE for our valued customers everywhere!

Order by Cat. No. 92CU1981 & Type No.

Type	SALE	2 FOR	Type	SALE	2 FOR	Type	SALE	2 FOR
SN7401	\$.18	\$.19	SN7444	\$.59	\$.60	SN7472	\$.30	\$.31
SN7402	\$.18	\$.19	SN7450	\$.20	\$.21	SN7474	\$.35	\$.36
SN7403	\$.18	\$.19	SN7451	\$.20	\$.21	SN7480	\$.50	\$.51
SN7405	\$.21	\$.22	SN7453	\$.20	\$.21	SN7482	\$.69	\$.70
SN7406	\$.29	\$.30	SN7454	\$.21	\$.22	SN7483	\$.69	\$.70
SN7407	\$.29	\$.30	SN7455	\$.19	\$.20	SN7485	\$.69	\$.70
SN7409	\$.21	\$.22	SN7460	\$.21	\$.22	SN7488	\$.79	\$.80
SN7410	\$.18	\$.19	SN7464	\$.19	\$.20	SN7489	\$.79	\$.80
SN7411	\$.25	\$.26	SN7465	\$.19	\$.20	SN74180	\$.69	\$.70
SN7413	\$.40	\$.41	SN7470	\$.30	\$.31	SN74182	\$.79	\$.80
SN7416	\$.25	\$.26	SN7491	\$.59	\$.60	SN74192	\$.85	\$.86
SN7420	\$.19	\$.20	SN7494	\$.69	\$.70	SN74193	\$.89	\$.90
SN7423	\$.29	\$.30	SN7495	\$.69	\$.70	SN74194	\$.89	\$.90
SN7426	\$.29	\$.30	SN7496	\$.65	\$.66	SN74195	\$.69	\$.70
SN7427	\$.29	\$.30	SN7498	\$.19	\$.20	SN74197	\$.89	\$.90
SN7437	\$.25	\$.26	SN74107	\$.33	\$.34	SN74199	1.49	1.50
SN7438	\$.25	\$.26	SN74109	\$.49	\$.50	SN74200	4.95	4.96
SN7440	\$.19	\$.20	SN74114	\$.25	\$.26	SN74284	3.95	3.96
SN7443	\$.69	\$.70	SN74121	\$.35	\$.36	SN74285	3.95	3.96
			SN74123	\$.59	\$.60	SN74298	1.49	1.50

"OOOOPS" POP OPS STARRING A PENNY MORE GETS YOU TWO

Order by Type No.

Type	SALE	2 FOR	Type	SALE	2 FOR
LM300H	\$.49	\$.50	NE565H	\$.79	\$.80
LM300H	\$.49	\$.50	LM703H	\$.39	\$.40
LM301V	\$.25	\$.26	LM704H	\$.19	\$.20
LM301H	\$.25	\$.26	LM709H	\$.29	\$.30
LM308V	\$.59	\$.60	LM710H	\$.39	\$.40
LM308H	\$.99	1.00	LM711H	\$.59	\$.60
LM318V	\$.99	1.00	LM733H	\$.19	\$.20
LM320-6V	\$.79	\$.80	LM741H	\$.39	\$.40
LM322H	\$.59	\$.60	LM1304H	\$.99	1.00
LM340K-18V	\$.99	1.00	LM1310H	2.49	2.50
LM340K-24V	\$.99	1.00	MC1312H	\$.49	\$.50
LM340T-6V	\$.99	1.00	LM1414V	\$.79	\$.80
LM340T-12V	\$.99	1.00	LM1800H	\$.69	\$.70
LM340T-18V	\$.79	\$.80	LM3028H	1.99	2.00
LM350N	1.49	1.50	LM4250H	\$.29	\$.30
LM377H	\$.89	\$.90	75451	\$.29	\$.30
LM380H	1.49	1.50	75453	\$.49	\$.50
NE531H	\$.25	\$.26	75491	\$.49	\$.50
NE532H	1.25	1.26	75492	\$.69	\$.70
NE558H	\$.29	\$.30	75494	\$.77	\$.78
NE559H	1.99	2.00	PA263	\$.99	1.00
NE561H	\$.89	\$.90	DM8864		


7294 N.W. 54 STREET
MIAMI, FLORIDA 33166

SURPLUS ELECTRONICS CORP. ✓ S43

PHONE: (305) 887-8228

TWX: 810-848-6085

WHOLESALE - RETAIL

<p>PL 259's QUALITY AMERICAN MADE 10/\$5.00 100/\$35.00 50/\$20.00 1000/\$300.00</p>	<p>E. F. Johnson Desk Top Microphone Ceramic Element/High Imp \$20.00 ea While They Last</p>		<p>IC SOCKETS Cambion Gold Plated Wire Wrap 14 pin .35 ea 10/\$3.00 16 pin .38 ea 10/\$3.30</p>
<p>RCA POWER MODULE 450-470 MHz 10W UHF Hybrid \$20.00 ea.</p>	<p>TEXAS INSTRUMENT KEYBOARD \$1.95 ea., 5 for \$8.00 10 for \$13.95</p>  <p>Has 3 slide switches—28 different keys—keypads removable by removing 4 screws.</p>		<p>MODEM CABLE 50' cable contains 13 # 22 ga. wire DB-25p with DB-51226-1 cover on one end \$6.50 ea 10/\$50.00</p>
<p>EFJ Push-To-Talk Telephone Style Handset \$7.00 ea.</p>	<p>MINI TOGGLE SW C&H SPDT \$1.00 ea 6/\$5.00</p>	<p>12 Vdc RELAY SPST 35 Amp Contacts Open Frame Rugged, great for mobile use \$4.50 ea 5/\$20.00</p>	<p>EFJ CRYSTAL OVENS 6V/12V 75° \$5.00 ea.</p>
<p>RECEIVER FRONT ENDS Made by EFJ 132-174 MHz \$12.00 ea.</p>	<p>WIRE WOUND RESISTORS .1 Ohm—5 W .10 Ohm—10 W @ 15¢ each</p>	<p>MOTOROLA SRF 574 house marked 9W 175 MHz Amp. \$5.00 ea.</p>	<p>MUFFIN FANS 3 Blades, 110 Vac, 4 3/4" sq. Removed from equipment— Excellent condition—\$4.95</p>
<p>PANEL METERS 2 1/4" x 2 1/4" also 2 1/4" x 3" 10-0-10 dc Amps \$4.00 ea 0-20 dc Volts 25-0-25 dc Volts } 2 for 0-25 dc Volts \$7.00 0-50 ac Volts -Shunt Required-</p>	<p>CB SPECIAL Brand new printed circuit board assembly. Used in all HyGain 40 channel CB transceivers. Fits many other manufacturers' units also. Squelch pot/volume control/channel selector switch not included. 1- 9—7.50 ea. Board Dimensions 16" x 6 1/2" 10-49—6.50 ea. 50-99—6.00 ea. 100-up—5.50 ea.</p>		<p>"New" Muffin Fans 3 Blades-110 Vac, 4 3/4" sq. \$9.95</p>
<p>CMOS RCA CD 4012 AE Dual 4 in Nand Gate 6/\$1.00 100/\$10.00 50/\$6.00 1000/\$80.00</p>	<p>12 Vdc RELAY SPST Open Frame 5 Amp Contacts Mfg-Magnecraft \$1.50 ea 4/\$5.00</p>	<p>POLYFOAM COAX—50 OHM Equal to RG174 \$4.95/100' Low Loss Polyfoam Coax Cable</p>	<p>TRIMMER CAPS Small enough to fit in your watch— 3.5 to 20 pF 5 to 30 pF \$.75 ea., 2 for \$1.25 5 for \$3.00</p>
<p>D Cell Nicad mfg. by G. E. 2.50 ea 1.2 volts 3.5 amp hrs. cat No. 41B004 AD08G5</p>	<p>Coax Connectors UG-273/U BNC-F/UHF-M 2.50 UG-255/U BNC-M/UHF-F 3.00 UG-146A/U N-M/UHF-F 4.50 UG-83B/U N-F/UHF-M 4.50 UG-175 RG-58 Adapt. .20 UG-176 RG-59 Adapt. .20</p>		<p>CRYSTAL FILTERS 10.7 3/Lead Can Type \$3.00 ea.</p>
<p>Computer Grades 23,200 uf @ 50 Vdc 3.00 ea 3" diam x 4 1/2" high G. E.</p>	<p>CERAMIC IF FILTERS EFC L455K \$3.50 ea.</p>		<p>CAPS 2200 UF @ 16V Radial Leads .25 ea. 10/\$2.00</p> <p>NEW BOXER FANS 5 blades 110 VAC 4 3/4" sq.—\$11.95</p>
<p>GOLD PLATED CARD EDGE CONNECTORS</p>			
<p>Double Row/Wire Wrap .100 25 pins \$3.49 ea 10/\$30.00 30 pins \$3.96 ea 10/\$32.00 50 pins \$5.43 ea 10/\$45.00</p>	<p>Double Row/Solder Eyelet .156 6 pins \$1.10 ea 10/\$9.00 15 pins \$1.55 ea 10/\$12.50 22 pins \$2.08 ea 10/\$17.00 43 pins \$3.66 ea 10/\$30.00</p>	<p>22 pins/Double Row/Dipped Solder .156 \$2.08 ea 10/\$17.00</p> <p>22 pins/Double Row/Wire Wrap .156 \$2.44 ea 10/\$19.00</p>	

TERMS: All material guaranteed • If for any reason you are not satisfied, our products may be returned within 10 days for a full refund (less shipping). Please add \$ for shipping and handling on all orders. Additional 5% charge for shipping any item over 5 lbs. COD's accepted for orders totaling \$50.00 or more. All orders shipped UPS unless otherwise specified. Florida residents please add 4% sales tax. Minimum order \$15.00.



EQUIPMENT / COMPONENTS / WIRE & CABLE / ACCESSORIES

GET YOUR

NEW 1979

Published December 1st, 1978

RADIO AMATEUR CALLBOOKS



The **U.S. Callbook** has over 350,000 W & K listings. It lists calls, license classes, names and addresses plus the many valuable back-up charts and references you come to expect from the **Callbook**.

UNITED STATES CALLBOOK

\$15.95
PLUS SHIPPING

Specialize in DX? Then you're looking for the **Foreign Callbook** with over 280,000 calls, names and addresses of radio amateurs outside the USA plus many valuable, additional features of interest to the DX'r.

FOREIGN CALLBOOK

\$14.95
PLUS SHIPPING

*Respected worldwide as
the only complete authority
for radio amateur
QSL and QTH information.*

See your favorite electronics dealer for the latest issue or order direct from the publisher using handy order form.

Payment in U.S. funds must be sent directly to publisher not through a bank.

**Radio
Amateur** ✓R1
callbook, INC.

925 SHERWOOD DRIVE
LAKE BLUFF, ILLINOIS 60044

ORDER FORM

Item	Price Each	Shipping	Total Price
<input type="checkbox"/> U. S. CALLBOOK	\$15.95	\$1.75	\$17.70
<input type="checkbox"/> FOREIGN CALLBOOK	\$14.95	\$1.75	\$16.70

Illinois residents only add 5% sales tax _____

Name _____

Address _____

City _____

State _____ Zip _____

Charge my: Visa Card Master Charge

Card No. _____ Expiration Date _____

Dept. B

Signature _____

TOTAL _____

ALDELCO ELECTRONIC CENTER

BUILD A 6 DIGIT 500 MHz FREQUENCY COUNTER

OVERVOLT 12

Crow Bar circuit protects Transceivers & Tape Decks from runaway power supply voltage that can zap expensive components. OV 12 causes fuse in Power Supply to blow if voltage exceeds preset level (approx. 16 to 18 volts). Rated at 25 Amperes. **\$ 7.95**
 Model OV5. Protects 5 Volt circuits. Triggers at 7.5 Volts **\$8.95**
 Other units available at 3.3 to 100 Trigger Voltages **\$10.95 ea**

Aldelco can supply 3 PC boards, Silk screened front panel and complete instructions for only \$12.50 & shipping.

SOME PARTS USED IN COUNTER

11C90 Prescaler	14.50
74C925 Multiplex	9.95
F9368 Driver (2)	7.90
1 MHz XTAL	7.95
10.60 pF trim cap	.60

See six page construction article in Dec. 1978 73 Magazine

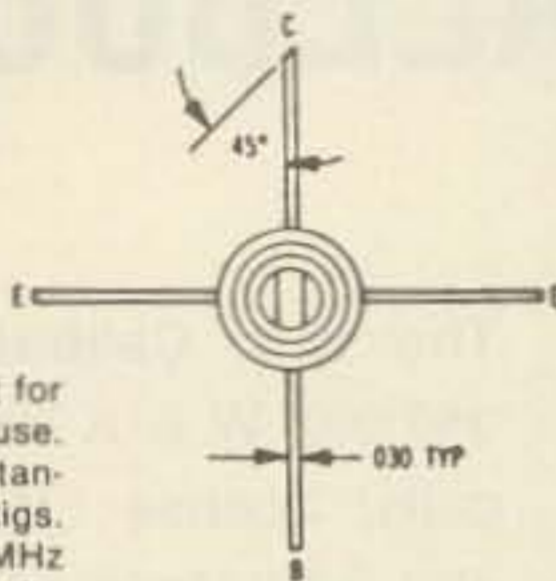


Look for us at Dayton

COMPLETE LUNCH COUNTER KIT \$99.95
 Includes a reprint of six page construction article from Dec. 1978 73 Magazine

For reprint only send 50 cents for handling

AEC 1074 50Watt @30 MHz \$21.15
 AEC 1076 75Watt @ 50 MHz \$24.00
 both cases 500 4LFL



Hard to find replacement for VHF Mobile & Marine use. Successfully used in Standard and other VHF Rigs. Rated 12 Watts at 200 MHz 12.5 Volts with 5.3 DB Gain. Heat Sink stud (8/32) isolated from leads. Only \$12.30


AEC 1158

RF DEVICES

2N2876 18W	200 MHz TO60	\$12.35
2N3375 3.0W	400 MHz TO60	5.60
2N3553 2.5W	175 MHz TO39	1.40
2N3866 1.0W	400 MHz TO39	1.25
2N3926 7.0W	175 MHz TO60	6.30
2N4427 1.0W	175 MHz TO39	1.35
2N5589 3.0W	175 MHz MT71	4.75
2N5590 10W	175 MHz MT72	7.80
2N5591 25W	175 MHz MT72	10.25
2N5913 1.75W	175 MHz TO39	1.70
2N6080 4.0W	175 MHz MT72	5.40
2N6081 15W	175 MHz MT72	8.45
2N6082 25W	175 MHz MT72	10.95
2N6083 30W	175 MHz MT72	12.30
2N6084 40W	175 MHz MT72	16.30
2N6094 4.0W	175 MHz X106 PNP	6.60
2N6095 15W	175 MHz X106 PNP	8.50
2N6096 30W	175 MHz X106 PNP	10.35
2N6097 40W	175 MHz X106 PNP	20.00

ALDELCO KITS

DUAL DIGITAL 12/24 HOUR CLOCK KIT NOW WITH A NEW WALNUT GRAIN WOOD CABINET



Features:

- 12 or 24 Hour Operation on either clock
- Each Clock separately controlled
- Freeze feature for time set
- Easy assembly for clock and cabinet

BIG 0.5 LEDs

MODEL ALD 5-W ONLY \$49.95

NEW! NEW! NEW



FM2016A

144 to 149 MHz 1000 CHANNELS

All the features of the 2015R and now with adjustable sine wave PL 60 Hz to 203 Hz. Adjustable low power position 1 Watt to 16 Watts.

Buy your KDK 2016A from Aldelco and we'll pay shipping and insurance in the 48 states.

Out of states save:
 New Yorkers must pay sales tax

Sorry no charge cards accepted on 2016A

Low, Low Price
\$359



FMMC 1



Dynamic Touch Tone Mic
\$39.95

Regulated AC/PS Model FMPS-4R... \$39.95

SHOWN WITH OPTIONAL μ P-800 MICRO PROGRAMMER

ALARM CLOCK KIT

6 Big 0.5 LED Displays * On Board AC Transformer * 12-Hour Format with 24 Hour Alarm * Snooze Feature * Elapsed Timer. Timer feature makes this Popular in Broadcast Stations. It's a natural for cars, boats and campers when used with optional crystal time base. Fits our standard cabinet. **\$21.95**
 Crystal time base when purchased with clock. **\$3.95**

12 or 24 HOUR DIGITAL CLOCK KIT

Uses 0.5 Display LED. 5314 Clock Chip. Freeze feature for accurate set, fits our standard cabinet. **ONLY \$19.95**

CLOCK CABINETS

Woodgrain or black leather **ea. \$4.95**

CRYSTAL TIME BASE KIT

Includes PC Board, Crystal, all parts and instructions. **\$4.95**

CLOCK FILTERS

Blue, Red, Green, Amber or Smoke **\$.60**

Blinky Flasher Kit

PC board, 555 & all parts works on 9 volts. Mouse button—**\$1.00**

DIGITAL MULTIMETER & THERMOMETER

3 1/2 Digit—5 ranges on each function AC/DC .2 Volts to 2000 Volts Current 2 Microamps to 2 Amps Resistance 2000 Ohms to 2 Megohms. Includes PC Board, ICL7107 Chip and all parts. **Only \$49.95**

CRYSTAL SOCKETS

HOLDS 8 HC25U... \$.59
 Single HC25U... \$.29

NATIONAL A1188A

9 digit calculator readout .89



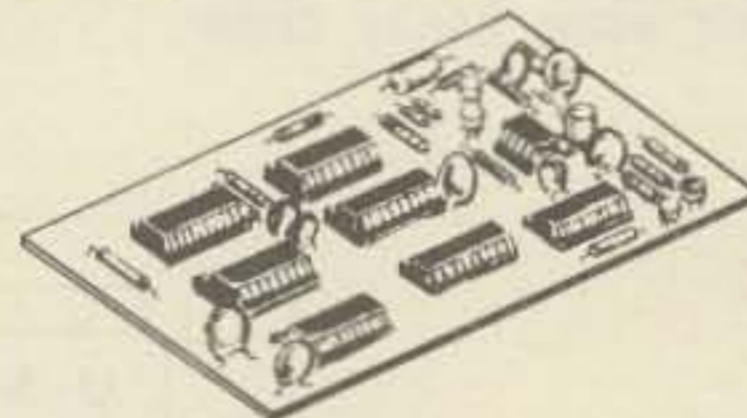
NEW!

Tunable 420 MHz Fast Scan TV Converter

Receive Fast Scan Amateur TV in the 420 to 450 MHz Band with any TV set. Low noise, high gain rf Amp with Varactor tuned input and outputs. Built in AC supply. Comes in two tone walnut & beige cabinet measuring 1 7/8" x 4 1/4" x 4 1/8". Factory wired with 2 year guarantee. **\$59.95**

ADJUSTABLE POWER SUPPLY KITS

5-15 Volts 500 MA **\$6.95**
 12-28 Volts 500 MA **6.95**



THE VERY POPULAR TOPE ACCUKEYER KIT

- Self Completing Dots & Dashes
- Provision for attachment of 256 or 512 Bit Memory for DX or Contest work
- Iambic Operation
- Single Dot & Dash Memories

Revised version of the Accukeyer featured in the ARRL Handbook. Has more logical IC Layout and ON Board sidetone Oscillator. Includes PC Board, TTL ICs, 555 Timer, IC Sockets, Switch, Speaker, Transistors, capacitors and resistors. Requires 5 VDC. **ONLY \$19.95**

ACCUKEYER MEMORY KIT

Simple low cost Memory Kit. Uses 2 programmable 1101 Memory chips. Provides 2 canned messages of 30 Characters each. Adaptable to Handbook and other Accukeyers. Includes PC board (same size as accukeyer board) and all parts. Requires 5 VDC, 9 VDC. **\$19.95**

ALDELCO

✓ A2

2789A MILBURN AVE, BALDWIN, N.Y. 11510
 516-378-4555

Add 6% shipping. Add \$1.00 for orders under \$10.00. Out of U.S.A. add 15% shipping and certified check or money order in U.S. funds.

DIODES/ZENERS			
QTY.			
1N914	100v	10mA	.05
1N4005	600v	1A	.08
1N4007	1000v	1A	.15
1N4148	75v	10mA	.05
1N4733	5.1v	1 W Zener	.25
1N753A	6.2v	500 mW Zener	.25
1N758A	10v	"	.25
1N759A	12v	"	.25
1N5243	13v	"	.25
1N5244B	14v	"	.25
1N5245B	15v	"	.25

SOCKETS/BRIDGES			
QTY.			
8-pin	pcb	.20 ww	.35
14-pin	pcb	.20 ww	.40
16-pin	pcb	.20 ww	.40
18-pin	pcb	.25 ww	.95
20-pin	pcb	.35 ww	.95
22-pin	pcb	.35 ww	.95
24-pin	pcb	.35 ww	.95
28-pin	pcb	.45 ww	1.25
40-pin	pcb	.50 ww	1.25
Molex pins	.01	To-3 Sockets	.25
2 Amp Bridge		100-prv	.95
25 Amp Bridge		200-prv	1.50

TRANSISTORS, LEDS, etc.		
QTY.		
2N2222	(2N2222 Plastic .10)	.15
2N2222A		.19
2N2907A	PNP	.19
2N3906	PNP (Plastic Unmarked)	.10
2N3904	NPN (Plastic Unmarked)	.10
2N3054	NPN	.45
2N3055	NPN 15A 60v	.60
T1P125	PNP Darlington	1.95
LED Green	Red, Clear, Yellow	.15
D.L.747	7 seg 5/8" High com-anode	1.95
MAN72	7 seg com-anode (Red)	1.25
MAN3610	7 seg com-anode (Orange)	1.25
MAN82A	7 seg com-anode (Yellow)	1.25
MAN74	7 seg com-cathode (Red)	1.50
FND359	7 seg com-cathode (Red)	1.25

9000 SERIES			
QTY.		QTY.	
9301	.85	9322	.65
9309	.35	9601	.20
9316	1.10	9602	.45

MICRO'S, RAMS, CPU'S, E-PROMS			
QTY.		QTY.	
8T13	1.50	2107B-4	4.95
8T23	1.50	2114	9.50
8T24	2.00	2513	6.25
8T97	1.00	2708	10.50
74S188	3.00	2716 D.S.	34.00
1488	1.25	2716 (5v)	59.00
1489	1.25	2758 (5v)	23.95
1702A	4.50	3242	10.50
AM 9050	4.00	4116	11.50
		6800	13.95
MM 5314	3.00	6850	7.95
MM 5316	3.50	8080	7.50
MM 5387	3.50	8212	2.75
MM 5369	2.95	8214	4.95
TR 1602B	3.95	8216	3.50
UPD 414	4.95	8224	3.25
Z 80 A	22.50	8228	6.00
Z 80	17.50	8251	7.50
Z 80 PIO	10.50	8253	18.50
2102	1.45	8255	8.50
2102L	1.75	TMS 4044	9.95

C MOS	
QTY.	
4000	.15
4001	.15
4002	.20
4004	3.95
4006	.95
4007	.20
4008	.75
4009	.35
4010	.35
4011	.20
4012	.20
4013	.40
4014	.75
4015	.75
4016	.35
4017	.75
4018	.75
4019	.35
4020	.85
4021	.75
4022	.75
4023	.20
4024	.75
4025	.20
4026	1.95
4027	.35
4028	.75
4029	1.15
4030	.30
4033	1.50
4034	2.45
4035	.75
4037	1.80
4040	.75
4041	.69
4042	.65
4043	.50
4044	.65
4046	1.25
4048	.95
4049	.45
4050	.45
4052	.75
4053	.75
4066	.55
4069/74C04	.35
4071	.25
4081	.30
4082	.30
4507	.95
4511	.95
4512	1.10
4515	2.95
4519	.85
4522	1.10
4526	.95
4528	1.10
4529	.95
MC 14409	14.50
MC 14419	4.85
74C151	1.50

LINEARS, REGULATORS, etc.			
QTY.		QTY.	
MCT2	.95	LM323K	5.95
8038	3.95	LM324	1.25
LM201	.75	LM339	.75
LM301	.45	7805 (340T5)	.95
LM308	.65	LM340T12	.95
LM309H	.65	LM340T15	.95
LM309K (340K-5)	1.50	LM340T18	.95
LM310	.85	LM340T24	.95
LM311D	.75	LM340K12	1.25
LM318	1.75	LM340K15	1.25
LM320H6	.79	LM340K18	1.25
LM320H15	.79	LM340K24	1.25
LM320H24	.79	LM373	2.95
7905 (LM320K5)	1.65	LM377	3.95
LM320K12	1.65	78L05	.75
LM320K24	1.65	78L12	.75
LM320T5	1.65	78L15	.75
LM320T12	1.65	78M05	.75
LM320T15	1.65		
		LM380 (8-14 Pin)	1.19
		LM709 (8-14 Pin)	.35
		LM711	.45
		LM723	.40
		LM725	2.50
		LM739	1.50
		LM741 (8-14)	.35
		LM747	1.10
		LM1307	1.25
		LM1458	.65
		LM3900	.50
		LM75451	.65
		NE555	.45
		NE556	.85
		NE565	.95
		NE566	1.25
		NE567	.95

- T T L -			
QTY.		QTY.	
7400	.10	7482	.75
7401	.15	7483	.75
7402	.15	7485	.55
7403	.15	7486	.25
7404	.10	7489	1.05
7405	.25	7490	.45
7406	.25	7491	.70
7407	.55	7492	.45
7408	.15	7493	.35
7409	.15	7494	.75
7410	.15	7495	.60
7411	.25	7496	.80
7412	.25	74100	1.15
7413	.25	74107	.25
7414	.75	74121	.35
7416	.25	74122	.55
7417	.40	74123	.35
7420	.15	74125	.45
7426	.25	74126	.35
7427	.25	74132	.75
7430	.15	74141	.90
7432	.20	74150	.85
7437	.20	74151	.65
7438	.20	74153	.75
7440	.20	74154	.95
7441	1.15	74156	.70
7442	.45	74157	.65
7443	.45	74161	.55
7444	.45	74163	.85
7445	.65	74164	.60
7446	.70	74165	1.10
7447	.70	74166	1.25
7448	.50	74175	.80
7450	.25	74176	.85
7451	.25	74180	.55
7453	.20	74181	2.25
7454	.25	74182	.75
7460	.40	74190	1.25
7470	.45	74191	1.25
7472	.40	74192	.75
7473	.25	74193	.85
7474	.30	74194	.95
7475	.35	74195	.95
7476	.40	74196	.95
7480	.55	74197	.95
7481	.75	74198	1.45
		74221	1.00
		74367	.95
		75108A	.35
		75491	.50
		75492	.50
		74H00	.15
		74H01	.20
		74H04	.20
		74H05	.20
		74H08	.35
		74H10	.35
		74H11	.25
		74H15	.45
		74H20	.25
		74H21	.25
		74H22	.40
		74H30	.20
		74H40	.25
		74H50	.25
		74H51	.25
		74H52	.15
		74H53	.25
		74H55	.20
		74H72	.35
		74H74	.35
		74H101	.75
		74H103	.55
		74H106	.95
		74L00	.25
		74L02	.20
		74L03	.25
		74L04	.30
		74L10	.20
		74L20	.35
		74L30	.45
		74L47	1.95
		74L51	.45
		74L55	.65
		74L72	.45
		74L73	.40
		74L74	.45
		74L75	.85
		74L93	.55
		74L123	.85
		74LS00	.30
		74LS01	.30
		74LS02	.30
		74LS04	.30
		74LS05	.35
		74LS08	.35
		74LS09	.35
		74LS10	.35
		74LS11	.35
		74LS20	.30
		74LS21	.35
		74LS22	.35
		74LS32	.35
		74LS37	.35
		74LS38	.45
		74LS40	.40
		74LS42	.75
		74LS51	.45
		74LS74	.45
		74LS76	.50
		74LS86	.45
		74LS90	.65
		74LS93	.65
		74LS107	.50
		74LS123	1.20
		74LS151	.85
		74LS153	.85
		74LS157	.85
		74LS160	.95
		74LS164	1.20
		74LS193	1.05
		74LS195	.95
		74LS244	1.70
		74LS367	.95
		74LS368	.95
		74S00	.35
		74S02	.35
		74S03	.25
		74S04	.25
		74S05	.35
		74S08	.35
		74S10	.35
		74S11	.35
		74S20	.25
		74S40	.20
		74S50	.20
		74S51	.25
		74S64	.15
		74S74	.35
		74S112	.60
		74S114	.65
		74S133	.40
		74S140	.55
		74S151	.30
		74S153	.35
		74S157	.75
		74S158	.30
		74S194	1.05
		74S257 (8123)	1.05
		8131	2.75

✓ 19 **INTEGRATED CIRCUITS UNLIMITED**
 7889 Clairemont Mesa Blvd., San Diego, California 92111
 24 Hour Toll Free Phone 1-800-854-2211
 (714) 278-4394 California Residents 1-800-542-6239
 CABLE ADDRESS ICUSD

CUSTOMER NAME _____
 STREET ADDRESS _____
 CITY _____ STATE _____ ZIP _____

ONE _____ CHARGE CARD # _____ AE Visa BA MC _____ EXP. DATE _____


C.O.D. _____ WILL CALL _____ UPS _____ POST _____ NET 10th OF THE MONTH _____ PO # _____

ALL ORDERS SHIPPED PREPAID - NO MINIMUM - COD ORDERS ACCEPTED - ALL ORDERS SHIPPED SAME DAY
 WHEN ACCOUNTS INVITED - California Residents add 6% Sales Tax. PRICES SUBJECT TO CHANGE WITHOUT NOTICE.
 We accept American Express / Visa / BankAmericard / Master Charge

SPECIAL DISCOUNTS	
Total Order	Deduct
\$35-\$99	10%
\$100-\$300	15%
\$301-\$1000	20%

VARIABLE POWER SUPPLY KIT \$11⁹⁵

- Continuously Variable from 2V to over 15V
- Short-Circuit Proof
- Typical Regulation of 0.1%
- Electronic Current Limiting at 300mA
- Very Low Output Ripple
- Fiberglass PC Board Mounts All Components
- Assemble in about One Hour
- Makes a Great Bench or Lab Power Supply
- Includes All Components except Case and Meters



ADD \$1.25 FOR POSTAGE/HANDLING

SPECIALS—THIS MONTH ONLY

1N34A	Germanium Diode 80V 10mA	10/51	LM308H	Low Bias Current Op Amp Super 709	\$0.84
1N270	Germanium Diode 80V 200mA	4/51	LM309K	5 Volt Regulator	TO-3 .84
1N914	Silicon Diode 100V 10mA	25/51	LM317K	Adjustable Voltage Regulator	2.37V 3.50
1N6253	Hot Carrier Diode (HP2800, etc.)	\$1.00	LM380N	2 Watt Audio Power Amplifier	DIP .94
F7	Power Varactor 1-ZW Out @ 432MHz (Specs & Circuits included with F7)	\$2.00	NE565A	Phase Locked Loop	DIP .94
DIODE GRAB BAG—Mixed zeners, rectifiers, etc.		50/51	LM723CN	Precision Voltage Regulator	DIP 3/51
2N706	NPN High-Speed Switch 75ns	4/51	LM747	Dual 741 Compensated Op Amp	DIP 2/51
2N918	UHF Transistor—Osc/Amp up to 1 GHz	4/51	2102	1024-Bit Static RAM (1024 x 1)	DIP \$1.75
2N2609	P-Channel FET Amplifier 2500 μ mhos	\$1.00	27400E	FET Input Op Amp—like NE 536, A740	1.95
2N2920	NPN Dual Transistor 3mV Match β 225	2.95	CA3018A	4-Transistor Array/Darlington	.99
2N3904	NPN Amp/Switch β 100 40V 200mA	8/51	CA3028A	RF/IF Amplifier DC to 120MHz	1.45
2N4122	PNP RF Amplifier & Switch	3/51	CA3075E	FM IF Amp/Limiter/Detector	DIP 1.45
2N4868E	N-Channel Audio FET Super Low Noise	2/51	RC4558	Dual High Gain Op Amp	mDIP 3/51
2N4888	150 Volt PNP Transistor for Keyer	2/51	N5558V	Precision Fast Op Amp	mDIP 2/51
E112	N-Channel FET VHF RF Amp	3/51	N5558V	Dual Hi Gain Op Amp—Comp.	mDIP 3/51
TIS74	N-Channel FET High-Speed Switch 40ns	3/51	8038	Function Generator/VCO with circuits	\$3.75
			LP-10	LOGIC PROBE kit—TTL, CMOS, etc. Mached case included— $\frac{1}{2}$ hr. assembly	\$7.85

SEND FOR ADVA'S NEW 1979 CATALOG
NEARLY 1000 SEMICONDUCTORS, KITS, CAPACITORS, ETC.—SEND 25¢ STAMP.

OTHER ADVA KITS:

LOGIC PROBE KIT—Use with CMOS, TTL, DTL, RTL, HTL, HINIL and most MOS IC's. Built-in protection against polarity reversal and overvoltage. Draws only a few mA from circuit under test. Dual LED readout. Complete kit includes case and clips. Leads. ONLY \$7.85

FIXED REGULATED POWER SUPPLY KITS—Short-circuit proof with thermal current limiting. Compact size and typical regulation of 0.5% make these ideal for most electronic projects. Available for 5V @ 500mA, 8V @ 500mA, 9V @ 500mA, 12V @ 400mA, 15V @ 300mA. Specify voltage when ordering. \$8.95 ea.

These easy-to-assemble kits include all components, complete detailed instructions and plated fiberglass PC boards. Power supply kits do not include case or meters. Add \$1.25 per kit for postage and handling.

1MAIL NOW! FREE DATA SHEETS supplied with many items from this ad. FREE ON REQUEST—741 Op Amp with every order of \$5 or more—749 Dual Op Amp or two E100 FET's with every order of \$10 or more, postmarked prior to 12/31/78. One free item per order.

ORDER TODAY—All items subject to prior sale and prices subject to change without notice. All items are new surplus parts—100% functionally tested.

WRITE FOR FREE CATALOG #79 offering over 700 semiconductors carried in stock. Send 25¢ stamp.

TERMS: Send check or money order (U.S. funds) with order. Add 5% postage for U.S., Canada and Mexico. \$1.00 handling charge on orders under \$10. Calif. residents add 6% sales tax. Foreign orders add 10% postage. C.O.D. orders—add \$1.00 service charge.

MORE SPECIALS:

RC4195DN \pm 15V @ 50mA VOLTAGE REGULATOR IC. Very easy to use. Makes a neat Highly Regulated \pm 15V Supply for OP AMP's, etc. Requires only unregulated DC (18–30V) and 2 bypass capacitors. With Data Sheet and Schematics. 8-pin mDIP \$1.25

RC4136 Quad 741 Low-Noise Op Amp mDIP \$0.95

LM1304 FM Multiplex Stereo Demodulator DIP 0.99

LM2111 FM IF Subsystem (IF Amp, Det., Limiter) DIP 0.99

1N6253 Hot Carrier Diode 0.4V @ 1mA 0.1ns DO-35 1.00

ZENERS—Specify Voltage 3.3, 3.9, 4.3, 5.1, 6.8, 8.2 400mW 4/\$1.00
9.1, 10, 12, 15, 16, 18, 20, 22, 24, 27, or 33V (\pm 10%) 1 Watt 3/\$1.00

- MONEY-BACK GUARANTEE
- ALL TESTED AND GUARANTEED

ADVA ELECTRONICS
BOX 4181 GB, WOODSIDE, CA 94062
Tel. (415) 328-1500

FREE

IC or FET's WITH
\$5 & \$10 ORDERS.[†]
DATA SHEETS
WITH MANY ITEMS.

DIODES	TRANSISTORS	TRANSISTORS	TRANSISTORS	LINEAR IC's
ZENERS & RECTIFIERS	2N706 \$0.24	2N4091 3/51	2N5638 3/51	LM340K-5 \$1.20
	2N718 .24	2N4092 \$0.75	2N5640 3/51	LM340T-5 1.20
	2N720 .48	2N4121 3/51	CP643 \$4.00	LM340T-12 1.20
	2N918 3/51	2N4122 3/51	CP650* \$5.00	LM340T-12 1.20
	2N1613 \$0.29	2N4124 5/51	CP651 \$4.00	LM340T-24 1.20
	2N1711 .29	2N4248 5/51	E190 4/51	LM340T-24 1.20
	2N1890 .38	2N4249 5/51	E101 3/51	LM3376* .55
	2N1893 .38	2N4250 4/51	E102 3/51	LM3376* 2.50
	2N2219 .24	2N4274 5/51	E175 3/51	LM3808 1.29
	2N2222 6/51	2N4302 \$0.29	MPF102 3/51	NE555V* 3/51
	2N2222A 5/51	2N4303 .29	MPF104 3/51	NE568A \$0.90
	2N2389 5/51	2N4338 5/51	MPF112 4/51	LM709CN .29
	2N2606 10/51	2N4360M 2/51	MP56515 3/51	LM709CN .29
	2N2609 92	2N4391 5/51	SE1001 4/51	LM723H 2/51
	2N2905 \$0.24	2N4392 \$0.90	SE1002 4/51	LM723H* 3/51
	2N2906A .24	2N4416 2/51	SE2001 4/51	LM739N \$1.00
	2N2907* 5/51	2N4416A \$0.80	SE2002 4/51	LM741CN 3/51
	2N3553 5/51	2N4856 10/51	SE5001 3/51	LM741CN* 4/51
	2N3553 6/51	2N4861 5/51	SE5003 3/51	LM741CN14 .34
	2N3564 4/51	2N4867E 2/51	SE5020 \$3.00	LM742CN .65
	2N3565 10/51	2N4888E 3/51	TIS73 3/51	348CJ DIP .35
	2N3588 6/51	2N4889 \$2.50	TIS75 3/51	348CJ DIP 1.80
	2N3638 6/51	2N4888 .51	DIGITAL IC's	64C2P mDIP .85
	2N3638A 5/51	2N4895 3/51	MM5738N \$2.95	LM1394N 1.15
	2N3641 5/51	2N5087 4/51	SN7400N .16	LM1458N* 3/51
	2N3642 5/51	2N5088 4/51	SN7400N .16	LM2111N \$1.40
	2N3643 6/51	2N5125 6/51	SN7410N .16	XR2558CP 1.55
	2N3644 4/51	2N5125 6/51	SN7420N .16	2740DE 1.89
	2N3646 4/51	2N5138 5/51	SN7440N .16	CA3028A 1.75
	2N3688 10/51	2N5139 5/51	SN7451N .19	CA3040 .84
	2N3690 3/51	2N5163 3/51	SN7473N .30	LM3075N1 1.45
	2N3691 4/51	2N5197 \$5.00	SN7475N .48	CA3086* .62
	2N3694 4/51	2N5198 2.50	SN7476N .35	LM3908N .55
	2N3821 \$0.80	2N5210 3/51	SN7480N .44	RC4194D 1.50
	2N3822 .70	2N5208 2/51	LINEAR IC's	RC4194TK* 2.50
	2N3823 .60	2N5207 \$1.50	LM108H \$7.50	RC4195DN* 1.25
	2N3823 .60	2N5422 1.80	LM301AN .27	RC4195TK* 2.25
	2N3863 10/51	2N5457 3/51	LM307H .27	LM259CN 2.50
	2N3906 6/51	2N5458 \$0.39	LM388N .88	RC4580N .55
	2N3918 \$5.00	2N5494 3/51	LM389K .54	N5558V .85
	2N3922 3.00	2N5496 3/51	LM311N .90	N5558V .50
	2N3954 3.20	2N5543 \$3.00	LM328K-5 1.35	JKA7805UC 1.25
	2N3958 1.15	2N5544 2.80	LM328K-12 1.35	8038 DIP* 3.75
	2N3970 1.00	2N5561 12.00	LM328K-15 1.35	DM75402 .89

*SUPER SPECIALS:

1N34	Germanium Diode	10/51	FSA2501M Diode Array	2/51
1N914	100V/10mA Diode	20/51	MPF102 200MHz RF Amp	3/51
1N4001	50V/1A Rectifier	15/51	40673 MOSFET RF Amp	\$1.75
1N4154	30V 1N914	25/51	LM324 Quad 741 Op Amp	.94
BR1	50V $\frac{1}{2}$ A Bridge Rec	4/51	LM376 Pos Volt Reg mDIP	.55
2N2222	NPN Transistor	6/51	NE555 Timer mDIP	.38
2N2907	PNP Transistor	6/51	LM723 2-37V Reg DIP	3/51
2N3055	Power Xistor 10A	\$0.75	LM741 Comp Op Amp mDIP	6/51
2N3904	NPN Amp/Sw β 100	6/51	LM1458 Dual 741 mDIP	3/51
2N3906	PNP Amp/Sw β 100	6/51	CA3086 5 Trans Array DIP	.62
CP650	Power FET $\frac{1}{2}$ Amp	\$5	RCA29 Pwr Xistor 1A 30W	.70

RF391 RF Power Amp Transistor 10-25W @ 3-30MHz TO-3 \$5.00
555X Timer 1 μ s-1hr Different pinout from 555 (w/data) 3/51
RC4194TK Dual Tracking Regulator \pm 0.2 to 30V @ 200mA TO-66 \$2.50
RC4195TK Dual Tracking Regulator \pm 15V @ 100mA (TO-66) \$2.25
8038 Waveform Generator $\frac{1}{2}$ Δ Wave With Circuits & Data \$3.75

NEW SPECIALS

LM318CN	High Speed Op Amp 50V/ μ s mDIP	\$0.94
LM318D	High Speed Op Amp 50V/ μ s DIP	.90
LM339N	Quad Comparator Single or Dual Supply	.79
LM380N-8	$\frac{1}{2}$ W Audio Power Amplifier 8-22V	.90
NE567V	Tone Decoder (PLL) 0.01Hz to 500kHz	.99
XR567CP	Tone Decoder (PLL) 0.01Hz to 500 kHz	.99
LM723CN	Precision Voltage Regulator 2-37V DIP	3/51
LM747CN	Dual 741 Compensated Op Amp	2/51
SAD1024	Dual 512 Stage (1024) Audio Delay Line "Bucket Brigade" Appl. Data included	\$18.95
XR2206CP	Function Generator with applic. data	4.40
XR2242CP	Long-Range Precision Timer μ s to days	1.50
1 YEAR TIMER Kit-2 XR2242's and Applic. Note		3.00
LM2901N	Quad Comparator +5V or 2 to 36VDC	\$1.20
CA3018A	4-Transistor Array/Darlington	.99
CA3028A	RF/IF Amplifier DC to 120MHz	1.25
RC4558	Dual High Gain Op Amp mDIP	3/51
SPACER Kit - 4 ea of 5 assorted size spacers		\$1.00
\pm 15 VOLT Regulated Power Supply Kit—Easy assembly, 5mV regulation, 100mA, fully protected. Includes all components and hardware, no PCB or case—Add \$1.50 for shipping		\$13.95


1N270	Germanium Diode 80V 200mA	4/51
1N823	Temp Comp Reference 6.2V \pm 5% \pm .005%/ $^{\circ}$ C	\$0.60
1N914	Silicon Diode 100V 10mA	25/51
1N3044	100V Zener 1W—Better than an OB3	.75
1N3045	110V Zener 1W—Better than an OB2/OC3	.75
1N3071	200V 100mA Switching Diode 40ns	.30
2N2915	NPN Dual Transistor 3mV Match β 100	\$1.95
2N3819M	N-Channel RF FET 100MHz Amp	.35
2N4020	PNP Dual Transistor 5mV Match β 250	5.00
2N4445	N-Channel FET 5 Ω Switch	3.50
2N5394E	Ultra-Low Noise J-FET Audio Amp	\$1.25
2N5912	Dual J-FET RF Dif Amp to 800MHz	2.90
2N6028	Programmable Unijunction Transistor	.45
2N6449	300 Volt N-Channel J-FET Amp/Sw	2.00
CP640	Broadband FET RF Amp 140dB Dyn Range	\$4.50
E304	N-Channel RF FET 3.8dB NF @ 400MHz	.50
MPSA12	NPN Darlington Transistor β 20,000	.75
TIS88	N-Channel FET 400MHz RF Amp	.60
RESISTOR Kit—150 pcs $\frac{1}{4}$ W, 20 most common values, individually packaged, 5 to 20 pcs each		\$4.95
PC BOARD Mounting Kit—8 ea spacer, screw, nut and washer—32 pcs total		\$1.00

SEND FOR ADVA'S NEW 1979 CATALOG
NEARLY 1000 SEMICONDUCTORS, KITS, CAPACITORS, ETC.—SEND 25¢ STAMP.

ADVA A24 ELECTRONICS

BOX 4181 GB
WOODSIDE, CA 94062
Tel.(415) 328-1500

THE
CRITIC'S
CHOICE



DM-170
Active Filter
Demodulator

Critical buyers are choosing the DM-170 RTTY demodulator to give them more features at lower cost. Write for information and compare. Discover what the critics have.

✓ F5

\$39.95 Kit \$59.95 Wired

FLESHER CORP.
P.O. Box 976
Topeka, Kansas 66601
(913) 234-0198



electronic calculators

LIST	HAM NET	TEXAS INSTRUMENTS ELECTRONIC CALCULATORS
\$299.95	\$269.95	T.I.-59, 960 STEP PROGRAMMABLE SCIENTIFIC
124.95	112.45	T.I.-58, 480 STEP PROGRAMMABLE SCIENTIFIC
59.95	53.95	T.I.-57, 150 STEP PROGRAMMABLE SCIENTIFIC
49.95	44.95	T.I.-55, 32 STEP PROGRAMMABLE SCIENTIFIC
59.95	53.95	T.I. PROGRAMMER, CONVERTS DECIMAL/OCTAL/HEX
69.95	62.95	T.I. MBA, SUPER PROGRAMMED FINANCIAL
LIST	HAM NET	HEWLETT-PACKARD ELECTRONIC CALCULATORS
\$750.00	\$675.00	H.P.-97, 224 STEP PROG SCIENTIFIC PRINT/VISUAL
450.00	405.00	H.P.-67, 224 STEP PROG SCIENTIFIC
275.00	247.50	H.P.-19C, 98 STEP PROG SCIENTIFIC PRINT/VISUAL
175.00	157.50	H.P.-29C, 98 STEP PROG SCIENTIFIC
175.00	157.50	H.P.-10 BASIC HAND HELD PRINTER/VISUAL
325.00	292.50	H.P.-91, PREPROGRAMMED SCIENTIFIC PRINT/VISUAL
100.00	90.00	H.P.-33E, 49 STEP PROG SCIENTIFIC
80.00	72.00	H.P.-32E, PREPROGRAMMED SCIENTIFIC WITH STAT
80.00	54.00	H.P.-31E, PREPROGRAMMED SCIENTIFIC
495.00	445.50	H.P.-92, PREPROGRAMMED FINANCIAL PRINT/VISUAL
120.00	108.00	H.P.-38E STEP PROGRAMMABLE SUPER FINANCIAL
75.00	67.50	H.P.-37E, PREPROGRAMMED FINANCIAL

WE STOCK ALL HEWLETT-PACKARD CALCULATOR SOFTWARE AND ACCESSORIES

SEND ME THE CALCULATOR(S) INDICATED BELOW. COMPLETE WITH INCLUDED ACCESSORIES, INSTRUCTIONS AND MANUFACTURERS WARRANTY. I UNDERSTAND THAT IF I AM NOT COMPLETELY SATISFIED, I MAY RETURN IT WITHIN 10 DAYS FOR A COMPLETE REFUND (LESS SHIPPING).

MODEL(S) _____ QUANTITY _____ AMOUNT ENCLOSED \$ _____

WE HONOR _____ VISA _____ MASTERCARD _____ MONEY ORDERS _____ COD _____

ADD \$2.00 FOR POSTAGE AND HANDLING. PLEASE ALLOW 10 DAYS FROM DATE OF RECEIPT OF ORDER FOR DELIVERY. TEXAS RESIDENTS ADD 5% SALES TAX.

CARD NUMBER _____ EXPIRATION DATE _____

FULL NAME _____ CALL _____

STREET _____ CITY _____ STATE _____ ZIP _____

MORE LITERATURE MODEL(S) _____

*****DEALER INQUIRIES INVITED*****

Hartwell's ✓ H26
Office World, Inc.

MAIL TO: 6810 LARKWOOD
HOUSTON, TEX 77074
ATTN: STEVE, WA5OEN
PHONE: A.C. (713) 777-2673

Semiconductors Surplus will
be seeing you at the

Dayton Hamfest


April 27th, 28th & 29th

Semiconductors Surplus

2822 North 32nd Street
Phoenix AZ 85008
602-956-9423 ✓ S63

50 144 REPEATERS 220 450 Mhz

Hi Pro Mk I



OPTIONS

- Duplexers
- Basic auto patch
- Matching cabinet
- .0005% High stability crystals

50 MHz \$789.95 450 MHz 799.95
144 + 220 MHz \$699.95

PA Res. add 6% tax
PLUS SHIPPING

Now with courtesy
beep and beacon
capability

Available Separately:

COR Identifier: All on one board, programmable, Fully adjustable, time out (.5-7 min.), hang time (0-1 min.), identifier (1-10 min.), tone, speed, volume, L.E.D. outputs, low current drain CMOS logic, plugs for easy installation and removal plus much more. \$79.95

Basic Repeater \$499.95

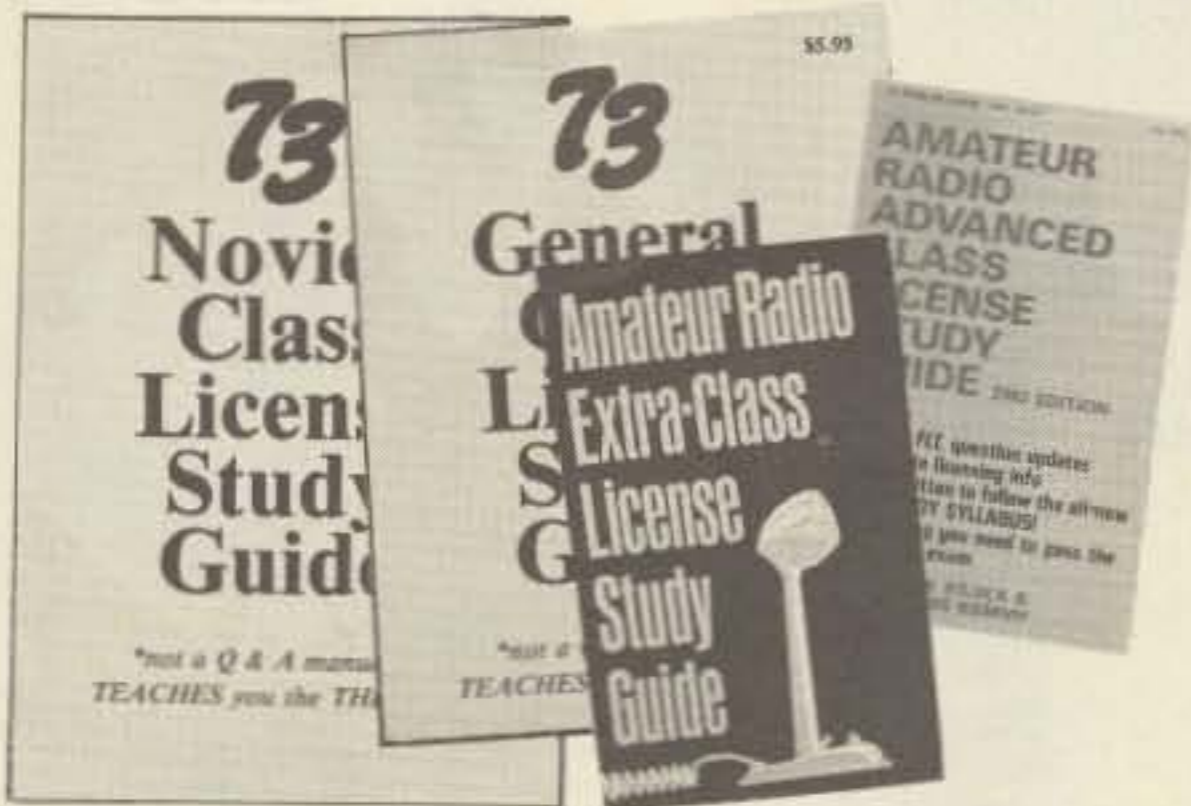
2M 130-175 MHz Basic Repeater for 2 meters with all the features of the Hi Pro MkI less the power supply and front panel controls and accessories.

Maggiore Electronic Laboratory

845 WESTTOWN RD. ✓ M36
WEST CHESTER, PA. 19380 PHONE 215 436-6051

Radio Bookshop

LICENSE STUDY GUIDES & TAPES



● **NOVICE STUDY GUIDE—SG7357**—Here is a completely new study guide and reference book for the potential ham. This is not a question/answer memorization course. Electronic and radio fundamentals are presented and explained in an easy-to-understand fashion, preparing the beginner for the Novice exam. Includes the latest FCC amateur regulations, as well as application forms. Easily the best path into the exciting world of ham radio! \$4.95.*

● **GENERAL CLASS STUDY GUIDE—SG7358**—A complete theory course for the prospective General or Technician. This reference explains transistor, amplifier, and general radio theory, while preparing the Novice for the "big" ticket. After getting your ticket, you'll use this guide again and again as an electronic reference source. Not a question/answer guide that becomes dated when the FCC updates the amateur exams. \$5.95.*

● **ADVANCED CLASS STUDY GUIDE—SG1081**—Ready to upgrade your license? To prevent retaking the FCC theory exam, you need the 73 Advanced theory guide. SSB, antenna theory, transmitters, and electronics measuring techniques are covered in detail in this easy-to-follow study guide. Special modes and techniques, such as RTTY, are also treated. An engineering degree is *not* necessary to master Advanced theory—try this book before visiting the examiner's office! \$5.95.*

● **EXTRA CLASS LICENSE STUDY GUIDE—SG1080**—Before going for your 1 × 2 call, it pays to be a master of the Extra class electronic theory. This study guide is the logical extension of the 73 theory course. All the theory necessary to pass the exam is presented. Antennas, transmission lines, swr are discussed, as well as noise, propagation, and specialized communication techniques. This book is not a classroom lecture or memorization guide, but rather a logical presentation of the material that must be *understood* before attempting the Extra exam. Save yourself a return trip to the FCC and try the 73 method first! \$5.95.*



NOVICE THEORY TAPES Startling Learning Breakthrough

● **NOVICE THEORY TAPES—CT7300**—Startling Learning Breakthrough. You'll be astounded at how really simple the theory is when you hear it explained on these tapes. Three tapes of theory and one of questions and answers from the latest Novice exams give you the edge you need to breeze through your exam. 73 is interested in helping get more amateurs, so we're giving you the complete set of our tapes for the incredibly low price of **ONLY \$15.95.***


Scientists have proven that you learn faster by listening than by reading because you can play a cassette tape over and over in your spare time—even while you're driving! You get more and more info each time you hear it.

You can't progress without solid fundamentals. These four hour-long tapes give you all the basics you'll need to pass the Novice exam easily. You'll have an understanding of the basics which will be invaluable to you for the rest of your life! Can you afford to take your Novice exam without first listening to these tapes? Set of 4—\$15.95.*



SSTV

● **SLOW SCAN TELEVISION TAPE—CT7350**—Prize-winning programs from the 73 SSTV contest. Excellent for Demo! \$5.95.*



73 CODE SYSTEM TAPES

Any Four Tapes For \$15.95! *
\$4.95 Each! *

"GENESIS"

5 WPM—CT7305—This is the beginning tape for people who do not know the code at all. It takes them through the 26 letters, 10 numbers and necessary punctuation, complete with practice every step of the way using the newest blitz teaching techniques. It is almost miraculous! In one hour many people—including kids of ten—are able to master the code. The ease of learning gives confidence to beginners who might otherwise drop out.

"THE STICKLER"

6+ WPM—CT7306—This is the practice tape for the Novice and Technician licenses. It is made up of one solid hour of

code, sent at the official FCC standard (no other tape we've heard uses these standards, so many people flunk the code when they are suddenly—under pressure—faced with characters sent at 13 wpm and spaced for 5 wpm). This tape is not memorizable, unlike the zany 5 wpm tape, since the code groups are entirely random characters sent in groups of five.

"THE CANADIAN"

10+ WPM—CT7310—73 hasn't forgotten the Canadian hams—our 10 WPM tape prepares you to breeze through your country's licensing exams. Like the other code groups, the tape is not memorizable and, once mastered, provides a margin of safety in the actual text situation.

"BACK BREAKER"


13+ WPM—CT7313—Code groups again, at a brisk 13 per so you will be at ease when you sit down in front of the steely-eyed government inspector and he starts sending you plain language at only 13 per. You need this extra margin to overcome the panic which is universal in the test situations. When you've spent your money and time to take the test, you'll thank heavens you had this back-breaking tape.

"COURAGEOUS"

20+ WPM—CT7320—Code is what gets you when you go for the Extra class license. It is so embarrassing to panic out just because you didn't prepare yourself with this tape. Though this is only one word faster, the code groups are so difficult that you'll almost fall asleep copying the FCC stuff by comparison. Users report that they can't believe how easy 20 per really is with this fantastic one hour tape.

"OUTRAGEOUS"

25+ WPM—CT7325—This is the tape for that small group of overachieving hams who wouldn't be content to simply satisfy the code requirements of the Extra Class license. It's the toughest tape we've got and we keep a permanent file of hams who have mastered it. Let us know when you're up to speed and we'll inscribe your name in 73's CW "Hall of Fame."



Use the order card in the back of this magazine or itemize your order on a separate piece of paper and mail to: 73 Radio Bookshop • Peterborough NH 03458. Be sure to include check or detailed credit card information.

*Add \$1.00 handling charge. Note: Prices subject to change on books not published by 73 Magazine.

FOR CUSTOMER SERVICE CALL 603-924-6132

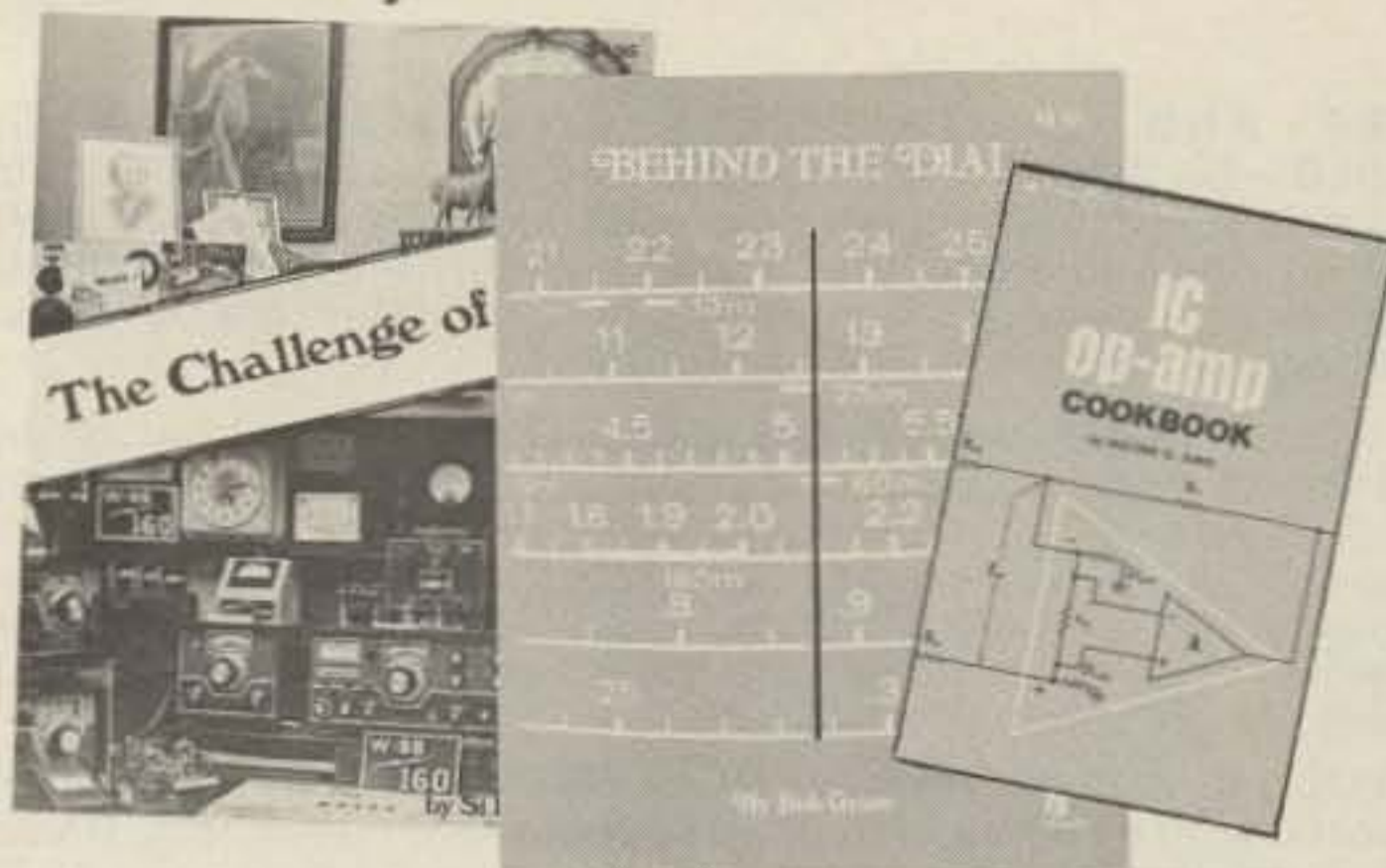
Radio Bookshop

73 TECHNICAL LIBRARY

● **BEHIND THE DIAL**—BK7307—By Bob Grove. Get more fun out of shortwave listening with this interesting guide to receivers, antennas, frequencies and interference. \$4.95.*

● **THE CHALLENGE OF 160**—BK7309—is the newest book in the 73 technical library, dedicated to 160 meter operating. Si Dunn provides all necessary information to get started on this unique band. The all-important antenna and ground systems are described in detail. The introduction contains interesting photos of Stew Perry's (the King of 160) shack. This reference is a must for new and experienced "Top Band" operators. Price: \$4.95.*

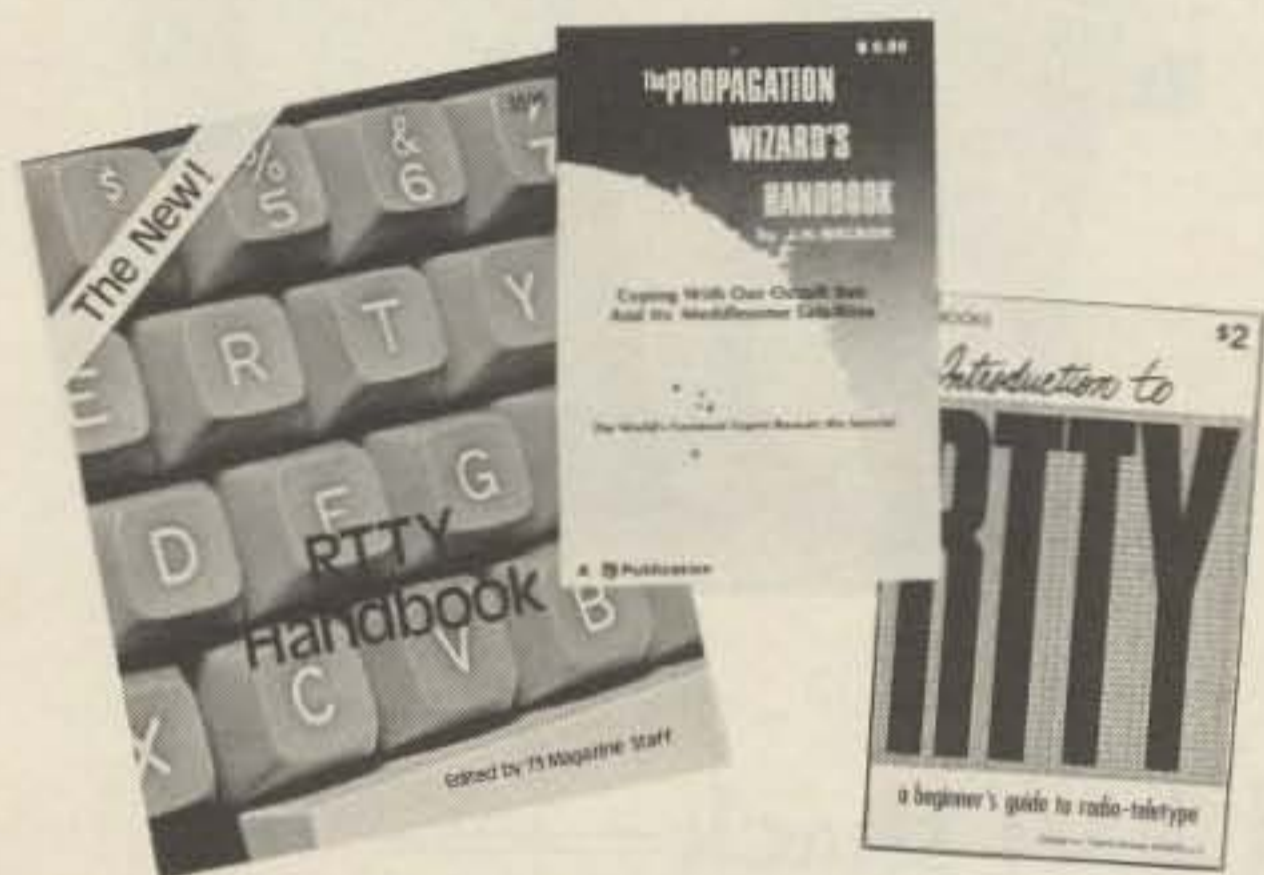
● **IC OP-AMP COOKBOOK**—BK1028—by Walter G. Jung. Covers not only the basic theory of the IC op amp in great detail, but also includes over 250 practical circuit applications, liberally illustrated. 592 pages, 5½ × 8½, softbound. \$12.95.*



● **INTRODUCTION TO RTTY**—BK7380—A beginner's guide to radioteletype including teletypewriter fundamentals, signals, distortion and RTTY art. You can be a RTTY artist! A 73 publication. \$2.00.*

● **THE NEW RTTY HANDBOOK**—BK7347—is a new edition and the only up-to-date RTTY book available. The state of the art has been changing radically and has made all previous RTTY books obsolete. It has the latest circuits, great for the newcomer and expert alike. \$5.95.*

● **PROPAGATION WIZARD'S HANDBOOK**—BK7302—by J. H. Nelson. When sunspots riddled the worldwide communications networks of the 1940's, John Henry Nelson looked to the planets for an answer. The result was a theory of propagation forecasting based upon interplanetary alignment that made the author the most reliable forecaster in America today. The book provides an enlightened look at communications past, present, and future, as well as teaching the art of propagation forecasting. \$6.95.*



● **SSB... THE MISUNDERSTOOD MODE**—BK7351—by James B. Wilson. Single Sideband Transmission... thousands of us use it every day, yet it remains one of the least understood facets of amateur radio. J. B. Wilson presents several methods of sideband generation, amply illustrated with charts and schematics, which will enable the ambitious reader to construct his own sideband generator. A must for the technically-serious ham. \$5.50.*

● **SSTV HANDBOOK**—BK7354(hardcover), BK7355(softcover)—This excellent book tells all about it, from its history and basics to the present state-of-the-art techniques. Contains chapters on circuits, monitors, cameras, color SSTV, test equipment and much more. Hardbound \$7.00, softbound \$5.00.*

● **WEATHER SATELLITE HANDBOOK**—BK7370—Simple equipment and methods for getting good pictures from the weather satellite. Antennas, receivers, monitors, facsimile you can build, tracking, automatic control (you don't even have to be home). Dr. Taggart WB8DQT. \$4.95.*



ANTENNAS



● **73 DIPOLE AND LONG-WIRE ANTENNAS**—BK1016—by Edward M. Noll W3FQJ. This is the first collection of virtually every type of wire antenna used by amateurs. Includes dimensions, configurations, and detailed construction data for 73 different antenna types. Appendices describe the construction of noise bridges, line tuners, and data on measuring resonant frequency, velocity factor, and swr. \$5.50.*

● **73 VERTICAL, BEAM AND TRIANGLE ANTENNAS**—BK1069—by Edward M. Noll W3FQJ. Describes 73 different antennas for amateurs. Each design is the result of the author's own experiments covering the construction of noise bridges and antenna line tuners, as well as methods for measuring resonant frequency, velocity factor, and standing-wave ratios. 160 pages. \$5.50.*

● **VHF ANTENNA HANDBOOK**—BK7368—The NEW VHF Antenna Handbook details the theory, design and construction of hundreds of different VHF and UHF antennas... A practical book written for the average amateur who takes joy in building, not full of complex formulas for the design engineer. Packed with fabulous antenna projects you can build. \$4.95.*

Use the order card in the back of this magazine or itemize your order on a separate piece of paper and mail to:
73 Radio Bookshop • Peterborough NH 03458. Be sure to include check or detailed credit card information.
*Add \$1.00 handling charge. Note: Prices subject to change on books not published by 73 Magazine.

FOR TOLL FREE ORDERING CALL 1-800-258-5473

Radio Bookshop

TEST EQUIPMENT

● **RF AND DIGITAL TEST EQUIPMENT YOU CAN BUILD**—BK1044—Rf burst, function, square wave generators, variable length pulse generators—100 kHz marker, i-f and rf sweep generators, audio osc, af/rf signal injector, 146 MHz synthesizer, digital readouts for counters, several counters, prescaler, microwave meter, etc. 252 pages. \$5.95.*

● **VOL. I COMPONENT TESTERS**—LB7359—... how to build transistor testers (8), diode testers (3), IC testers (3), voltmeters and VTVMs (9), ohmmeters (8 different kinds), inductance (3), capacity (9), Q measurement, crystal checking (6), temperature (2), aural meters for the blind (3) and all sorts of miscellaneous data on meters... using them, making them more versatile, making standards. Invaluable book. \$4.95.*

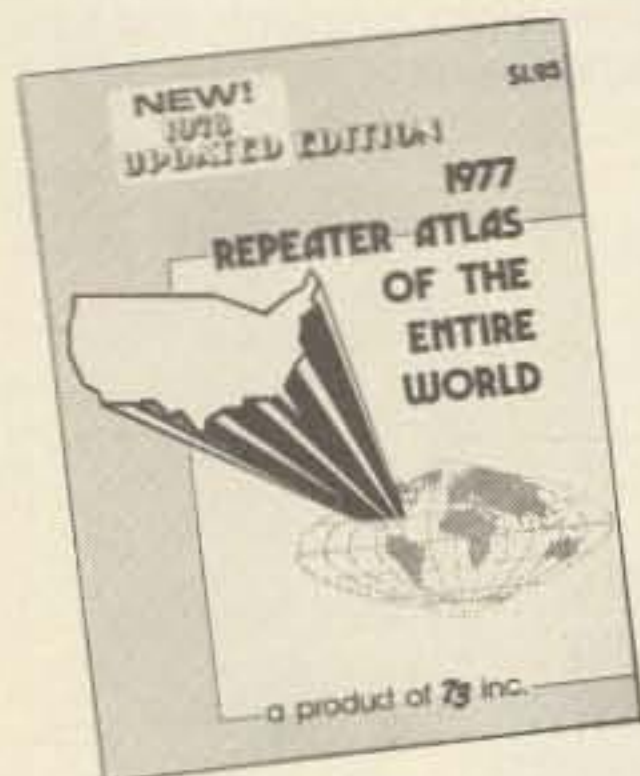
● **VOL. II AUDIO FREQUENCY TESTERS**—LB7360—... jam packed with all kinds of audio frequency test equipment. If you're into SSB, RTTY, SSTV, etc., this book is a must for you... a good book for hi-fi addicts and experimenters, too! \$4.95.*

● **VOL. III RADIO FREQUENCY TESTERS**—LB7361—Radio frequency waves, the common denominator of Amateur Radio. Such items as SWR, antenna impedance, line impedance, rf output and field strength; detailed instructions on testing these items includes sections on signal generators, crystal calibrators, grid dip oscillators, noise generators, dummy loads and much more. \$4.95.*

● **VOL. IV IC TEST EQUIPMENT**—LB7362—Become a troubleshooting wizard. All you need to know about pulse, audio and sync generators, frequency counters, digital component testers, logic probes and more! Plus a cumulative index for all four volumes of the 73 Test Equipment Library. \$4.95.*




THE WELL-EQUIPPED HAM SHACK



● **NEW REPEATER ATLAS OF THE ENTIRE WORLD**—BK7345—150% as big as any list ever available—nearly 900 more repeaters listed. New improved maps show the locations by frequency of every repeater in the States. Only \$1.95.*

● **QSL CARDS**—73 turns out a fantastic series of QSL cards at about half the cost of having them done elsewhere because they are run as a fill-in between printing books and other items in the 73 Print Shop. 250 Style W—QW0250—for \$8.95*; 500 Style W—QW0500—for \$13.95*; 250 Style X—QX0250—for \$8.95*; 500 Style X—QX0500—for \$13.95*; 250 Style Y—QY0250—for \$8.95*; 500 Style Y—QY0500—for \$13.95.*

● **73 MAGAZINE BINDERS**—Preserve and protect your collection for your lifetime! There's no excuse for lost issues when you have these handsome red binders with gold lettering. Order 1—BN1001—for \$6.50*; 2 or more—BN1002—for \$6.00 each.* (Please specify 1978 or 1979 binders)



Style X



Style W



Style Y

● **BACK ISSUES**—Complete your collection—many are prime collectibles now, classics in the field! A full collection is an invaluable compendium of radio and electronics knowledge! \$2.00 each*, or 5 for \$5.00.*

● **LIBRARY SHELF BOXES**—These sturdy white, corrugated, dirt-resistant boxes each hold a full year of 73 or *Kilobaud*. With your order, request self-sticking labels for any of the following: 73, *Kilobaud*, *CQ*, *QST*, *Ham Radio*, *Personal Computing*, *Radio Electronics*, *Interface Age*, and *Byte*. Order 1—BX1000—for \$2.00*; order 2-7—BX1001—for \$1.50 each*; order 8 or more—BX1002—for \$1.25 each*.



Use the order card in the back of this magazine or itemize your order on a separate piece of paper and mail to: 73 Radio Bookshop • Peterborough NH 03458. Be sure to include check or detailed credit card information. *Add \$1.00 handling charge. Note: Prices subject to change on books not published by 73 Magazine.

FOR CUSTOMER SERVICE CALL 603-924-6132

Radio Bookshop

● **SSB... THE MISUNDERSTOOD MODE**—BK7351—by James B. Wilson. Single Sideband Transmission... thousands of us use it every day, yet it remains one of the least understood facets of amateur radio. J. B. Wilson presents several methods of sideband generation, amply illustrated with charts and schematics, which will enable the ambitious reader to construct his own sideband generator. A must for the technically-serious ham. \$5.50.*

● **PROPAGATION WIZARD'S HANDBOOK**—BK7302—by J. H. Nelson. When sunspots riddled the worldwide communications networks of the 1940's, John Henry Nelson looked to the planets for an answer. The result was a theory of propagation forecasting based upon interplanetary alignment that made the author the most reliable forecaster in America today. The book provides an enlightened look at communications past, present, and future, as well as teaching the art of propagation forecasting. 6.95.*

● **A GUIDE TO HAM RADIO**—BK7321—by Larry Kahaner WB2NEL. What's Amateur Radio all about? You can learn the basics of this fascinating hobby with this excellent beginner's guide. It answers the most frequently asked questions in an easy-going manner, and it shows the best way to go about getting an FCC license. A



Guide to Ham Radio is an ideal introduction to a hobby enjoyed by people around the world. \$4.95.*

● **VOLUME IV—IC TEST EQUIPMENT**—LB7362—it's easy and fun to build your own test equipment with ICs! Here in this fourth volume of the 73 TEST EQUIPMENT LIBRARY are 42 home construction projects for building test equipment to work with your ham station and in servicing digital equipment. Counters, scalars, frequency standards, synthesizers, logic probes... JUST ABOUT EVERYTHING you need and can build with ICs. \$4.95.*

● **OWNER REPAIR OF AMATEUR RADIO EQUIPMENT**—BK7310—Frank Glass shares over 40 years of operating, servicing, and design experience in this book. There are several books and numerous articles available on the subject of repairs to electronic equipment. The information within these books ranges from the elementary to the highly technical written for the top engineers in the field. But this book stands out from the rest in that it is written in narrative style aimed at conveying the concept of electronic servicing. A written discussion of how components work and how they are combined to provide communication equipment is used to help the reader understand the concepts required to service station equipment. \$7.95.*

Use the order card in the back of this magazine or itemize your order on a separate piece of paper and mail to: 73 Radio Bookshop • Peterborough NH 03458. Be sure to include check or detailed credit card information. *Add \$1.00 handling charge. Note: Prices subject to change on books not published by 73 Magazine.

THE 73 Radio Bookshop ORDER FORM

Qty.	Cat.#	Description	Unit Price	Total
Add \$1 shipping & handling:				
Merchandise total:				

Enclosed _____ Check Money order
 Bill my: Visa Master Charge American Express
 Credit card # _____ Expiration date _____
 Signature _____
 Name _____
 Address _____
 City _____ State _____ Zip _____

(coupon expires in 60 days)


73
magazine
 peterborough nh 03458

For Toll Free Ordering : (800) 258-5473

S4

FOR TOLL FREE ORDERING CALL 1-800-258-5473

**22,650
pages.**



**That's the size of the world's
most comprehensive guide to
the subject of ham radio:
18 years of 73 Magazine.**

The back issues of 73 are a gold mine of interesting articles. Unlike the other magazines, which fill their pages with activity reports, there's little to go stale in 73. You'll find pioneering articles on SSTV, FM, repeaters, ICs, and computers. Even the editorials are fun as Wayne Green's dire predictions, like the debacle of incentive licensing, have come to pass.

Clip the coupon below and send for 73's new back issue catalogue. Treat yourself (or a friendly ham) to some fun, and a fantastic bargain to boot.

YES! Rush me 73's FREE Back Issue Catalogue!

Name _____

Address _____

City _____ State _____ Zip _____

73 magazine
PETERBOROUGH NH 03458

is HARD COPY STORAGE a problem?

73, as thick as it is, is more like a floppy when it comes to standing on the bookshelf. Try the 73 Library Shelf Boxes... sturdy corrugated white dirt-resistant cardboard boxes which will keep them from flopping around. We have self-sticking labels for the boxes, too, not only for 73, but also for **Kilobaud Microcomputing**... and for **CQ, QST, Ham Radio, Personal Computing, Radio Electronics, Interface Age, and Byte**. Ask for whatever stickers you want with your box order. They hold a full year of 73... or **Kilobaud Microcomputing**. Your magazine library is your prime reference, keep it handy and keep it neat with these strong library shelf boxes... One box is \$2.00, 2 boxes are \$3.00 and eight boxes are \$10.00. Be sure to specify which labels we should send. Have your credit card handy and call our toll-free order number 800-258-5473, or use the order card in the back of the magazine and mail to:



73
magazine
peterborough nh 03458

MOVING?

Let us know 8 weeks in advance so that you won't miss a single issue of 73 Magazine. Attach old label where indicated and print new address in space provided. Also include your mailing label whenever you write concerning your subscription. It helps us serve you promptly. Write to:

73 magazine
PETERBOROUGH NH 03458

- | | |
|-------------------------------------------------|-------------------------------------------|
| <input type="checkbox"/> Address change only | <input type="checkbox"/> Payment enclosed |
| <input type="checkbox"/> Extend subscription | (1 extra BONUS issue) |
| <input type="checkbox"/> Enter new subscription | <input type="checkbox"/> Bill me later |
| <input type="checkbox"/> 1 year \$18.00 | |

If you have no label handy, print OLD address here.

AFFIX LABEL
Name _____ Call _____
Address _____
City _____ State _____ Zip _____

print NEW address here:

S279
Name _____ Call _____
Address _____
City _____ State _____ Zip _____

PROPAGATION

by
J. H. Nelson

EASTERN UNITED STATES TO:

	GMT:	00	02	04	06	08	10	12	14	16	18	20	22
ALASKA	14	14	14	7	7	7	7	7	7A	14	14	14	
ARGENTINA	21	14A	14	14	7	7	14	21	21	21A	21A	21A	
AUSTRALIA	21A	21	14	7B	7B	7B	7B	14	14	14B	14	21A	
CANAL ZONE	21	14	14	7	7	7	14	21	21	21A	21A	21A	
ENGLAND	7A	7	7	7	7	7A	14	14	21A	21	21	14	
HAWAII	21A	14	14	7B	7	7	7A	14	14	21	21	21	
INDIA	14	7B	7B	7B	7B	7B	14	14	21	21	14	14	
JAPAN	21	14	14	7B	7B	7B	7	14B	14	14	14	21	
MEXICO	21	14	7	7	7	7	14	14A	21	21	21A	21A	
PHILIPPINES	21	14	7B	7B	7B	7B	7B	14B	14	14	14B	21	
PUERTO RICO	14	14	7	7	7	7	14	14	14	21	21	21	
SOUTH AFRICA	21	14	7	7	7	14	21	21A	21A	21A	21	21	
U. S. S. R.	7	7	7	7	7	7A	14	21	21	14	14	7B	
WEST COAST	21	14A	14	7	7	7	7B	14	21	21	21	21A	

CENTRAL UNITED STATES TO:

ALASKA	14	14	14	7	7	7	7	7	14	14	14	14	
ARGENTINA	21A	14	14	14	7	7	14	21	21	21	21A	21A	
AUSTRALIA	21A	21A	14	14	7B	7B	7B	14	14	14B	14A	21	
CANAL ZONE	21	14	14	7	7	7	14	21	21	21A	21A	21A	
ENGLAND	7A	7	7	7	7	7	14	14	21	21	21	14	
HAWAII	21A	21	14	14	7	7	7	7A	14	21	21	21A	
INDIA	14A	14	14	7B	7B	7B	7B	14	14	14	14	14	
JAPAN	21	21	14	14	7B	7B	7	7	14B	14	14	21	
MEXICO	21	14	7	7	7	7	7	14	14	21	21	21	
PHILIPPINES	21	21	14	7B	7B	7B	7B	14	14	14B	14		
PUERTO RICO	21	21	14	7	7	7	14	21	21	21	21A	21A	
SOUTH AFRICA	21	14	7	7B	7B	7B	14	14A	21	21A	21A	21	
U. S. S. R.	7	7	7	7	7	7B	7B	14	14A	14	14	7B	

WESTERN UNITED STATES TO:

ALASKA	14	14	14	7A	7	7	7	7	7A	14	14	14	
ARGENTINA	21A	21	14	14	7	7	7A	14A	21	21	21A	21A	
AUSTRALIA	21A	21A	21	21	14	14	14	7	7	14	14A	21A	
CANAL ZONE	21A	21	14	14	7	7	7	14	21	21	21A	21A	
ENGLAND	7A	7B	7	7	7	7	7	14B	14	14A	21	14	
HAWAII	21A	21A	21	14	14	14	7	7	14	21	21	21A	
INDIA	14A	14	14	7B	7B	7B	7B	7B	14	14	14	14	
JAPAN	21	21	14	14	7B	7B	7	7	14	14	21	21	
MEXICO	21A	21	14	7	7	7	7	14	14	21	21	21	
PHILIPPINES	21	21	14	14	7B	7B	7B	7B	14	14	14B	14	
PUERTO RICO	21A	21	14	14	7	7	7A	14	21	21	21	21A	
SOUTH AFRICA	21	14	7	7	7B	7B	7B	14	14	21	21A	21	
U. S. S. R.	7B	7B	7	7	7	7B	7B	7B	14	14	14	7B	
EAST COAST	21	14A	14	7	7	7	7B	14	21	21	21	21A	

- A = Next higher frequency may also be useful
- B = Difficult circuit this period
- F = Fair
- G = Good
- P = Poor
- SF = Chance of solar flares

april

sun	mon	tue	wed	thu	fri	sat
1 G	2 G	3 G	4 G/SF	5 G/SF	6 P/SF	7 P/SF
8 P/SF	9 F	10 F	11 G	12 G	13 G	14 G
15 G	16 G	17 G	18 G	19 G	20 G	21 G
22 F	23 G	24 G	25 G	26 G	27 G	28 G
29 G	30 G					

READER SERVICE

A46 ABC Communications..... 148	D23 Dovetron..... 157	N2 New-Tronics..... 32	W15 Wacom..... 161
A1 Adirondack Radio Supply..... 162	D11 Drake Company..... 17	O5 OK Machine & Tool..... 32, 101	W18 Western Electronics..... 36
A24 Adva Electronics..... 186	D25 DSI Instruments..... 15, 71, 135	O3 Optoelectronics, Inc..... 165	W2 Wilson Electronics..... 3, 32
* Advance Electronics..... 77, 139	E40 Electra..... 27	O12 Outdoor Outfitters..... 160	X1 Xitex..... 160, 161
A60 AED Electronics..... 164	* Erhorn Technological Operations, Inc..... 117	P49 Paccorn..... 53, 162	X3 Xitex..... 103
A2 Aldelco..... 184	F5 Flesher Corporation. 168, 169, 187	P15 Pace-Traps..... 157	Y1 Yaesu Elec. Corp..... CIII, 33, 109
A57 Alliance Manufacturing Co..... 13	G27 Gemini..... 26	P30 Palomar Electronics..... 70	From 73..... Pages 131, 188-194
A55 Amateur Radio Supply..... 165	G12 Germantown Amateur Supply 121	* Palomar Engineers..... 144	
A40 Amateur Radio Supply of Nashville, Inc..... 85	G26 G & G Radio Electronics Co..... 157	P41 P.C. Electronics..... 164	
A26 Amidon Associates..... 158	G6 Gilfer Shortwave..... 49	P44 Pickering Codemaster Co..... 123	
* Amsat..... 107	G22 G.I.S.M.O..... 105	P42 Plainsman Micro Systems..... 47	
A80 Anteck, Inc..... 163	G4 Godbout Electronics..... 178	P2 Poly Paks..... 181	
A81 AP Industries..... 164	* HAL Communications Corporation..... 23, 97	Q3 Quest Electronics..... 166	
A6 Apron Laboratories..... 52	H24 Hal-Tronix..... 51, 168	R1 Radio Amateur Callbook, Inc. 183	
* Associated Radio..... 180	H16 Hamtronics, NY..... 175	* Radio World..... 36	
B23 Barker-Williamson..... 45	H8 Hamtronics, PA..... 57	R8 Ramsey Electronics..... 174	
B47 Bell Industries..... 162	H2 Ham Radio Center..... 13, 63	R27 RF Power Labs, Inc..... 161	
B29 Britt's 2-Way Radio..... 151	H31 Ham Radio Outlet..... 19	S27 Sabtronics..... 170	
B42 Brodie Electronics Company. 158	H26 Hartwell's Office World..... 187	S34 Howard W. Sams & Co., Inc... 167	
B8 Bullet Electronics..... 173	H5 Heath Company..... 79	S63 Semiconductors Surplus. 171, 187	
C88 C & A Electronic Enterprises. 126	H3 Henry Radio..... CII	S3 Sentry..... 119	
C3 Clegg..... 25	I1 ICOM..... 32, 37, 145	S33 S-F Amateur Radio Ser..... 51, 158	
C21 Coakit..... 164	I32 Instant Software..... 80, 81	S4 Slep Electronics Co..... 52	
C110 Coax Probe Company..... 159	I9 Integrated Circuits, Unltd... 185	S81 Spectronics, Inc..... 121, 158	
C58 Communications Ctr, NE. 127, 149	I27 IRL..... 142	S8 Spectrum Communications 20, 21	
C5 Communications Electronics. 169	J1 Jameco Electronics..... 179	S10 SST Electronics..... 52, 53	
C115 Communications Electronics Specialties..... 165	J2 Jan Crystals..... 159	S50 O. C. Stafford Electronics... 169	
C89 Communications Services... 163	* Kilobaud..... 67	S18 Standard Communications... 118	
C6 Communications Specialists..... 72, 73	* Kenwood..... CIV, 5	S85 Stoner..... 27, 169	
C105 Communications & TV, Unltd. 168	K14 Key Electronics..... 159	S43 Surplus Electronics..... 182	
C119 Cook Communications Corp... 157	K4 KLM Electronics..... 11	T52 Tele-Tow'r Mfg. Co. Inc..... 163	
C90 Curtis Electro Devices..... 163	L9 Long's Electronics..... 110-115	* Ten-Tec..... 7, 9	
C67 Cushcraft..... 26	L17 Lunar Electronics..... 124	* TET U.S.A..... 59	
D6 Peter W. Dahl Company..... 121	M35 Madison Electronics Sup. 49, 164	T34 Thomas Communications... 54, 55	
D10 Davis Electronics..... 123	M36 Maggiore Electronic Lab..... 187	T48 Tower Electronics Corp..... 66	
D35 Dayapro Electronics, Inc... 169	M52 MFJ Enterprises... 41, 49, 116, 125	T18 Trac Electronics, Inc..... 144	
D4 Dayton Hamvention..... 118	M69 Micro Control Specialties... 53	T3 Tufts Radio Electronics... 107, 119	
D49 Deltroniks..... 159	M55 Microlog Corp..... 143	U10 UDM Enterprises..... 159	
D20 Digital Research Corp... 176, 177	M48 Microtronics..... 160	U9 Unadilla/Reyco Division..... 52	
	M76 M & M RF Distributors..... 65	U2 Unarco-Rohn..... 119	
		U8 United Products..... 172	
		V5 VHF Engineering..... 43, 61	

*Reader Service inquiries not honored. Please contact advertiser directly.

BOOKS, ETC.

BK1016 73 DIPOLE & LONG WIRE ANTENNAS..... \$ 5.50	QW0500 QSL CARDS—STYLE W—500..... \$13.95
ST0000 73 BACK ISSUE..... \$ 3.00	QX0250 QSL CARDS—STYLE X—250..... \$ 8.95
ST2500 73 BACK ISSUES—25 OUR CHOICE..... \$10.00	QX0500 QSL CARDS—STYLE X—500..... \$13.95
ST0500 73 BACK ISSUES—5 YOUR CHOICE..... \$ 7.00	QY0250 QSL CARDS—STYLE Y—250..... \$ 8.95
ST1000 73 BACK ISSUES—10 YOUR CHOICE..... \$12.00	QY0500 QSL CARDS—STYLE Y—500..... \$13.95
ST2501 73 BACK ISSUES—25 YOUR CHOICE..... \$20.00	BK7345 REPEATER ATLAS..... \$ 1.95
BK7307 BEHIND THE DIAL..... \$ 4.95	BK1044 RF DIGITAL TEST EQUIPMENT..... \$ 5.95
BN1001 BINDER—73—1..... \$ 6.50	BK7347 RTTY HANDBOOK..... \$ 5.95
BN1002 BINDER—73—2&UP..... \$ 6.00	BX1000 SHELF BOX—1..... \$ 2.00
BK7309 CHALLENGE OF 160..... \$ 4.95	BX1001 SHELF BOX—2..... \$ 1.50
CT7305 CODE TAPE—5 WPM..... \$ 4.95	BX1002 SHELF BOX—8 UP..... \$ 1.25
CT7306 CODE TAPE—6 WPM..... \$ 4.95	BK7351 SSB THE MISUNDERSTOOD MODE..... \$ 5.50
CT7310 CODE TAPE—10 WPM..... \$ 4.95	BK7354 SSTV HANDBOOK (HARDCOVER)..... \$ 7.00
CT7313 CODE TAPE—13 WPM..... \$ 4.95	BK7355 SSTV HANDBOOK (SOFTCOVER)..... \$ 5.00
CT7320 CODE TAPE—20 WPM..... \$ 4.95	CT7350 SSTV TAPE..... \$ 5.95
CT7325 CODE TAPE—25 WPM..... \$ 4.95	SG1081 STUDY GUIDE—ADVANCED CLASS..... \$ 5.95
CT7399 CODE TAPE—LEARN MORSE CODE..... \$ 4.95	SG1080 STUDY GUIDE—EXTRA CLASS..... \$ 5.95
CT7394 CODE TAPES (ANY FOUR ABOVE)..... \$15.95	SG7358 STUDY GUIDE—GENERAL CLASS..... \$ 5.95
BK7321 GUIDE TO HAM RADIO..... \$ 4.95	SG7357 STUDY GUIDE—NOVICE CLASS..... \$ 4.95
BK7310 OWNER REPAIR OF AMATEUR RADIO EQUIP. \$7.95	LB7359 TEST EQUIP LIB V1—COMP TESTERS..... \$ 4.95
BK1028 IC OP AMP COOKBOOK..... \$12.95	LB7360 TEST EQUIP LIB V2—AUDIO TESTERS..... \$ 4.95
BK7380 INTRO TO RTTY..... \$ 2.00	LB7361 TEST EQUIP LIB V3—RADIO EQUIP..... \$ 4.95
CT7300 NOVICE THEORY TAPES..... \$15.95	LB7362 TEST EQUIP LIB V4—IC TEST EQUIP..... \$ 4.95
BK1100 PRACTICAL TEST INSTRUMENTS..... \$ 4.95	BK1069 VERTICAL BEAM & TRIANGLE ANTNS..... \$ 5.50
BK7302 PROPAGATION WIZARD'S HANDBOOK... \$ 6.95	BK7368 VHF ANTENNA HANDBOOK..... \$ 4.95
QW0250 QSL CARDS—STYLE W—250..... \$ 8.95	BK7370 WEATHER SATELLITE HANDBOOK..... \$ 4.95

**YAESU'S
NEW**

FT-101ZD

HIGH-PERFORMANCE HF TRANSCEIVER

The all-new FT-101ZD has many features of the FT-901DM including compatibility with the FT-901DM accessories.



EXTERNAL VFO

**FTV-901R
VHF/UHF/OSCAR TRANSVERTER**

**YO-901
MULTISCOPE**



The FV-901DM provides scanning and memory capability for your FT-101ZD transceiver. Using PLL synthesis in 100 Hz steps, the FV-901DM features an auto scan mode, which will search the band until it finds a signal—perfect for watching band openings. The manual scanner will scan at one of three rates, while you just flick a switch.

Priority frequencies may be stored into memory, for control of the transmit, receive, or transceive frequency. And a clarifier allows fine tuning between the 100 Hz steps, as well as tracking of a fading memorized signal. In DX or contest situations, you'll be seconds ahead of the competition with the FV-901DM.

**FC-901
ANTENNA COUPLER (not shown)**

The FC-901 is a compact, efficient antenna tuner. The FC-901 features an in-line wattmeter, SWR meter, and provision for selection of three coax antennas and one single wire antenna. Present a 50 ohm load for your FT-101ZD all across the band with the FC-901 antenna coupler.

In another industry first, YAESU brings you a three-band VHF/UHF transverter for your FT-101ZD station. The basic unit comes equipped with 144 MHz capability, and you may add our plug-in modules for 50 or 430 MHz as options. Repeater offset is provided for 6 and 2 meters, and full duplex operation on OSCAR modes A/B/J is possible with an external receiver.

When the HF bands are flat, switch to the "very highs", with the amazing FTV-901R VHF/UHF/Oscar transverter. You're years ahead with YAESU.

PHONE PATCH/SPEAKER (not shown)

Round out your FT-101ZD station with the SP-901P combination hybrid phone patch/speaker. Like the other 901 series components, its styling and size are fully compatible with your FT-101ZD.

Unsurpassed monitoring capability is yours with the YO-901 Multiscope. Featuring a high performance oscilloscope, useful for countless station adjustments, the YO-901 also includes a two-tone generator, as well as an optional band scope for instant determination of band conditions and activity.

Narrow-band IF signal observation is not possible with the FT-101ZD and YO-901.

Price And Specifications Subject To Change Without Notice Or Obligation

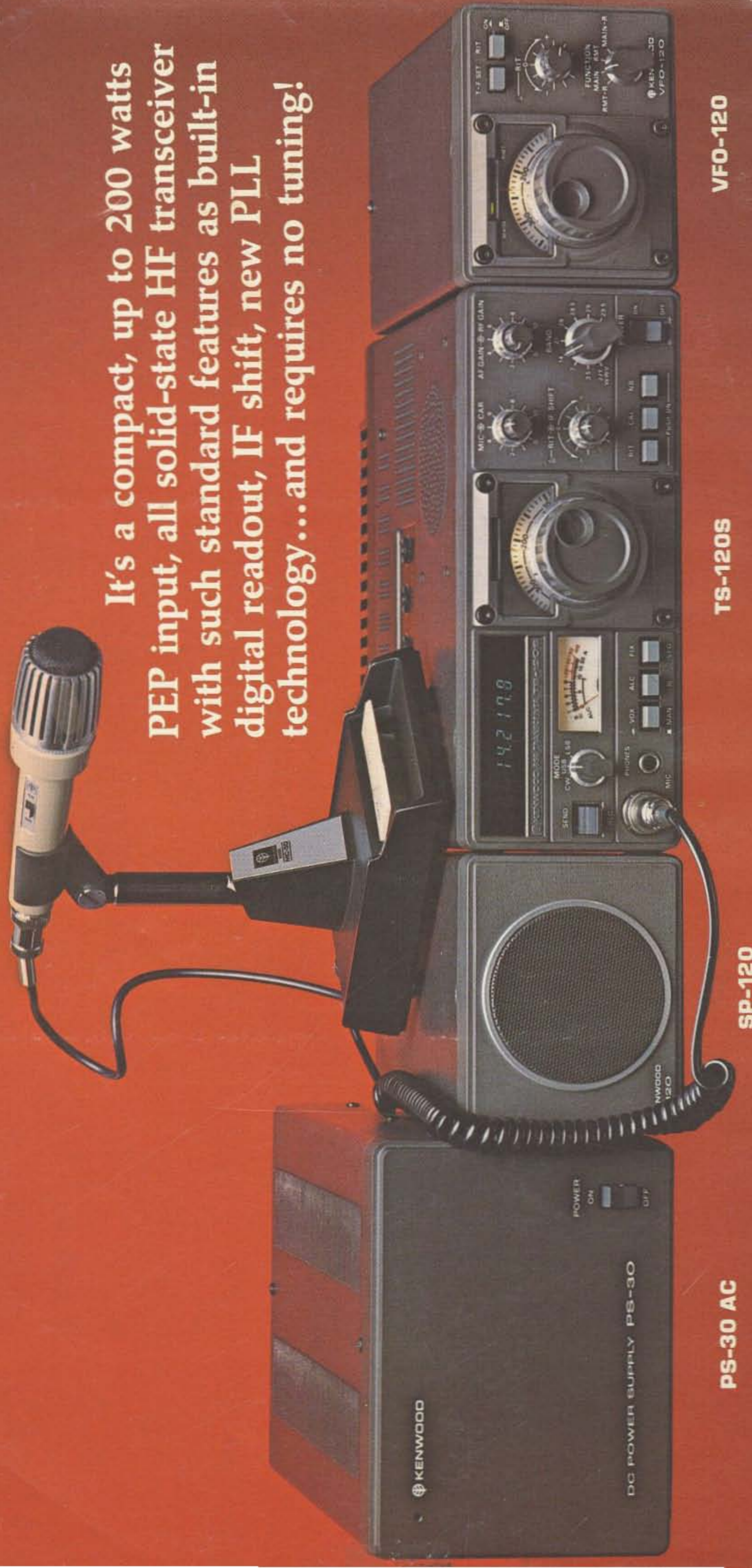


YAESU
The radio.



TS-120S.... A big little rig.

It's a compact, up to 200 watts PEP input, all solid-state HF transceiver with such standard features as built-in digital readout, IF shift, new PLL technology...and requires no tuning!



PS-30 AC

SP-120

TS-120S

VFO-120

Exciting and perfect for car or ham shack use! But, there's more to say about the TS-120S! This unique all solid-state HF, SSB/CW transceiver produces a hefty signal and also offers a lot of other features in a very attractive, compact package. See this new model at your Authorized Kenwood Dealer!

 **KENWOOD**
...pacesetter in amateur radio

TRIO-KENWOOD COMMUNICATIONS, INC.
1111 WEST WALNUT/COMPTON, CA 90220