


# 73 MAGAZINE

FOR RADIO AMATEURS



# Henry Radio

Where superb  
amateur equipment  
points the way to  
tomorrow's technology  
in high reliability  
R.F. equipment for  
commercial,  
industrial,  
medical, military,  
scientific research  
applications.


More than half a century in the communications business has made Henry Radio a tradition, and our original commitment to the amateur radio fraternity is no less important today than it was then. Over these many years our products and services have expanded to include a complete line of superb quality high power HF linear amplifiers and solid state VHF and UHF amplifiers. Our own Tempo line of synthesized handhells for amateur use at 144, 220 and 440 MHz has now expanded to include commercial channelized handhells and solid state amplifiers, all FCC type accepted. We are also a major manufacturer of a broad line of industrial and medical RF power supplies and plasma generators providing reliable continuous duty HF and VHF in the power range of 500 to 10,000 watts.

If your requirements fall into any of these areas Henry Radio may have just what you're looking for. We guarantee to provide the same personal service and superior products that has enabled us to serve the free world's communications needs for 53 years. The name "HENRY" has always symbolized quality, reliability, responsibility and service. What more can we say? Tell us how we can help you with your communications and R.F. power requirements.

## Henry Radio

2050 S. Bundy Dr., Los Angeles, CA 90025  
931 N. Euclid, Anaheim, CA 92801  
Butler, Missouri 64730

(213) 820-1234  
(714) 772-9200  
(816) 679-3127



# FIVE STORE BUYING POWER! SUMMER SAVINGS

SHIPPING REGULARLY TO COUNTRIES IN ALL CONTINENTS.

**SERVING HAMS  
BETTER.**

North...south...east...west.

Bob Ferrero, W6RJ/K6AHV,  
Jim Rafferty, N6RJ  
other well known hams  
give you courteous,  
personalized  
service.



**FREE PHONE**

**800  
854-6046**

CALIF. CUSTOMERS PLEASE  
CALL OR VISIT LISTED STORES

**FREE  
SHIPMENT**

(UPS Brown)

CONTINENTAL  
U.S.A.



**HAM  
RADIO  
OUTLET™**

**ANAHEIM, CA 92801**

2620 W. La Palma,  
(714) 761-3033 (213) 860-2040  
Between Disneyland & Knott's Berry Farm

**BURLINGAME, CA 94010**

999 Howard Ave., (415) 342-5757  
5 miles south on 101 from S.F. Airport.

**OAKLAND, CA 94609**

2811 Telegraph Ave., (415) 451-5757  
Hwy 24 Downtown. Left 27th off-ramp.

**SAN DIEGO, CA 92123**

5375 Kearny Villa Road (714) 560-4900  
Hwy 163 & Clairemont Mesa Blvd.

**VAN NUYS, CA 91401**

6265 Sepulveda Blvd., (213) 988-2212  
San Diego Fwy at Victory Blvd.

**OVER-THE-COUNTER**

Mon. thru Sat. 10AM to 5:30PM

AEA • ALLIANCE • ALPHA • AMECO • AMPHENOL • ARRL • ASTRON  
• AVANTI • BENCHER • BERK-TEK • BIRD • B&W • CALLBOOK • CDE  
• COLLINS • CUBIC • CURTIS • CUSHCRAFT • DAIWA • DATONG  
• DENTRON • DRAKE • DX ENGINEERING • EIMAC • HUSTLER  
• HY-GAIN • ICOM • J.W.MILLER • KENWOOD • KLM • LARSEN  
• LUNAR • METZ • MFJ • MICRO • LOG • MINI-PRODUCTS  
• MIRAGE • NYE • PALOMAR • ROBOT • ROHN • SHURE • SWAN  
• TELEX • TELREX • TEMPO • TEN-TEC • TRISTAO  
• YAESU and many more!

**ETD ALPHA**



**77DX**  
REGULAR  
\$4945

YOUR PRICE: **\$4199**

**78**  
REGULAR  
\$3185

YOUR PRICE: **\$2599**



**76PA**  
REGULAR  
\$2195

YOUR PRICE: **\$1799**

**374A**  
REGULAR  
\$2395

YOUR PRICE **\$1999**



**YAESU FT-207R  
HANDIE**

REGULAR  
\$339.95

Includes:  
NBP-9  
battery pack.  
NC-9B wall charger.  
FEP-1 earphone,  
rubber flex. ant.

YOUR PRICE **\$289.95**



**MIRAGE B-1016 2M  
AMPLIFIER**

160 W OUTPUT  
SSB, FM, CW.

Freq. range: 144-148MHz • RF out: 160W nom.  
(10W in) • RF power in: 5-15W • DC operating  
pwr: 13.8VDC @ 20-25A • Intermittent duty  
cycle • Built-in receiver pre-amp. Auto-  
matic internal or external relay keying.

REGULAR  
\$279.95 YOUR PRICE **\$249.95**



**R.L. DRAKE TR-7/DR-7**



REGULAR \$1599

ASK FOR YOUR PRICE

**COLLINS KWM-380**



NEW REGULAR PRICE \$3496

LIMITED NUMBER AT OLD PRICE **\$2695**

**KENWOOD**



**TS-130S**

**TR-2400**



**TS-830S**



**TR-7800**

**CALL NOW FOR YOUR SPECIAL  
SUMMER SAVINGS PRICES**

Prices, specs subject to change without notice

Calif. residents please add sales tax.

# INFO

## Manuscripts

Contributions in the form of manuscripts with drawings and/or photographs are welcome and will be considered for possible publication. We can assume no responsibility for loss or damage to any material. Please enclose a stamped, self-addressed envelope with each submission. Payment for the use of any unsolicited material will be made upon acceptance. All contributions should be directed to the 73 editorial offices. "How to Write for 73" guidelines are available upon request.

## Editorial Offices:

Pine Street  
Peterborough NH 03458  
Phone: 603-924-3873, 924-3874

## Advertising Offices:

Elm Street  
Peterborough NH 03458  
Phone: 603-924-7138

## Circulation Offices:

Elm Street  
Peterborough NH 03458  
Phone: 603-924-7296

## Subscription Rates

In the United States and Possessions:  
One Year (12 issues) \$25.00  
Two Years (24 issues) \$38.00  
Three Years (36 issues) \$53.00

## Elsewhere:

Canada—\$27.00/1 year only, U.S. funds. Foreign surface mail—\$35.00/1 year only, U.S. funds. Foreign air mail—\$62.00/1 year only, U.S. funds.

## To subscribe, renew or change an address:

Write to 73 Magazine, Subscription Department, PO Box 931, Farmingdale NY 11737. For renewals and changes of address, include the address label from your most recent issue of 73. For gift subscriptions, include your name and address as well as those of gift recipients. Postmaster: Send form #3579 to 73 Magazine, Subscription Services, P.O. Box 931, Farmingdale, NY 11737.

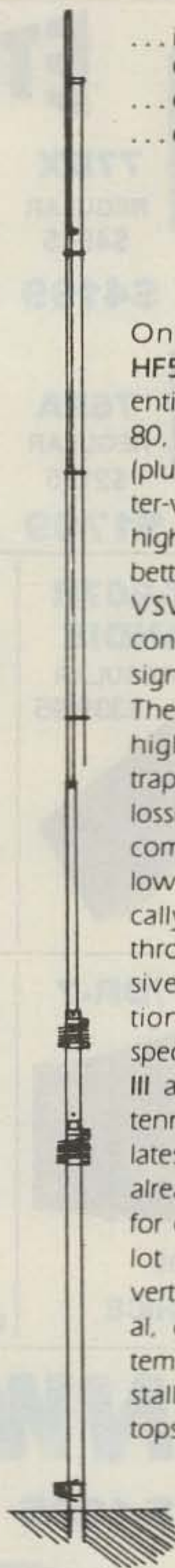
## Subscription problem or question:

Write to 73 Magazine, Subscription Department, PO Box 931, Farmingdale NY 11737. Please include an address label.

73 Magazine (ISSN 0098-9010) is published monthly by 73, Inc., 80 Pine Street, Peterborough NH 03458. Second class postage paid at Peterborough NH 03458 and at additional mailing offices. Copyright (c) 1981 by 73, Inc. All rights reserved. No part of this publication may be reprinted or otherwise reproduced without written permission from the publisher. Microfilm Edition—University Microfilm, Ann Arbor MI 48106.

# WHY PAY

## FULL PRICE FOR AN 80-10 METER VERTICAL



... if you can use only 1/3 of it on 107  
... or only 1/2 of it on 207  
... or only 3/4 of it on 407

Only Butternut's new HF5V-III lets you use the entire 26-foot radiator on 80, 40, 20 and 10 meters (plus a full unloaded quarter-wavelength on 15) for higher radiation resistance, better efficiency and greater VSWR bandwidth than conventional multi-trap designs of comparable size. The HF5V-III uses only two high-Q L-C circuits (not traps!) and one practically lossless linear decoupler for completely automatic and low VSWR resonance (typically below 1.5:1) on 80 through 10 meters, inclusive. For further information, including complete specifications on the HF5V-III and other Butternut antenna products, ask for our latest free catalog. If you've already "gone vertical," ask for one anyway. There's a lot of information about vertical antennas in general, ground and radial systems, plus helpful tips on installing verticals on rooftops, on mobile homes, etc.



**BUTTERNUT  
ELECTRONICS  
CO.**

ROUTE 2, BOX 356E  
San Marcos, Texas 78666  
Phone: (512) 396-4111

# VLF Converter



- New device opens up the world of Very Low Frequency radio.
- Gives reception of the 1750 meter band at 160-190 KHz where transmitters of one watt power can be operated without FCC license.
- Also covers the navigation radio-beacon band, standard frequency broadcasts, ship-to-shore communications, and the European low frequency broadcast band.

The converter moves all these signals to the 80 meter amateur band where they can be tuned in on an ordinary shortwave receiver.

The converter is simple to use and has no tuning adjustments. Tuning of VLF signals is done entirely by the receiver which picks up 10 KHz signals at 3510 KHz, 100 KHz signals at 3600 KHz, 500 KHz signals at 4000 KHz.

The VLF converter has crystal control for accurate frequency conversion, a low noise rf amplifier for high sensitivity, and a multipole filter to cut broadcast and 80 meter interference.

All this performance is packed into a small 3" x 1 1/2" x 6" die cast aluminum case with UHF (SO-239) connectors.

The unique Palomar Engineers circuit eliminates the complex band-switching and tuning adjustments usually found in VLF converters. Free descriptive brochure sent on request.

VLF Converter \$79.95 in U.S. and Canada. Add \$3.00 shipping/handling. California residents add sales tax.

**ORDER YOURS NOW!**



# Palomar Engineers

BOX 455, ESCONDIDO, CA 92025  
Phone: (714) 747-3343

<b>10,000 Contacts from Easter Island</b> —four Minnesotans make a dream come true..... K4ESQ	12
<b>A Very "Special" Weekend</b> —hams help New York's Special Olympics run smoothly..... WB2CMB	22
<b>Getting Ready for the Real Thing</b> —emergency preparedness that works..... WA3REY	26


<b>Review:</b> <b>The Welz SP-300 Swr and Power Meter</b> —a little digging for this meter is worth the effort..... KA1LR	46
<b>Free PR for Ham Radio!</b> —how to cooperate with the news media..... WD4NEK	50
<b>Tricking-Out the FT-901/902</b> —some competition mods from the Fox-Tango racing team..... W4ZCB, N4ML	54
<b>That They Might Communicate</b> —one group's efforts to get the vision- and hearing-impaired into hamming..... K7NZA	66
<b>A Cost-Effective Approach to OSCAR</b> —sources and suggestions for getting started..... KA5EIM	70

# 73 MAGAZINE

sept. 81



Be Prepared!—26



Free PR—50

<b>Review:</b> <b>The FRG-7700 General-Coverage Receiver</b> —a first-rate rig for the shortwave bands..... KA1LR	30
<b>Two Meters Getting A Little Boring?</b> —maybe you need to try crossband DXing..... WA3REY	34
<b>A Lot of Hot Air</b> —keeping balloons aloft..... WB6JBI	38
<b>Review:</b> <b>The DS2050 KSR RTTY Terminal</b> —top performance at a bottom price from HAL..... KA1LR	42

<b>DX Program Roundup</b> —for the SWL with DXitis..... Peterson	84
<b>TRS-80: Your Electronic Brasspounder</b> —automated CW for Level I owners..... NØAGX	90
<b>Phase III and Beyond</b> —the down-to-Earth satellite service..... N8RK	96
<b>Review:</b> <b>You Can Scan with the Iscan</b> —memory scanning for the TR-9000..... WB8BTH	100

Never Say Die—6, Social Events—64, Ham Help—104, 119, 156, Contests—116, Corrections—119, FCC—122, Awards—123, Fun!—129, RTTY Loop—136, Letters—138, Looking West—141, Kahaner Report—142, New Products—143, OSCAR Orbits—153, Dealer Directory—178, Propagation—178

Cover: Photo by Robert C. Diefenbach WD4NEK, Atlanta GA.

# W2NSD/1 NEVER SAY DIE

editorial by Wayne Green



lot of QST readers through his ads in that magazine. This last trip he stung quite a number of *Ham Trader* readers.

This was the same chap who appeared at Dayton in 1980 and was selling memberships in a national amateur radio organization out of a booth there. I was in Europe at the time, so I didn't hear about it until I arrived in Wiesbaden to give a talk at a hamfest and met a chap who had been to Dayton the previous week. I was suspicious immediately. How can any group even think of trying to start a national organization without at least talking with me? They can't get anywhere without a publication... and *HR* is totally tied up by the ARRL, which doesn't leave a lot.

When I got back, I looked into it and lo, there was our ham from the QST rip-off fame, now in Connecticut. His pitch was that a group of ten wealthy hams had gotten together to form a national ham group, each putting up \$15,000 in seed money. I knew that had to be hogwash. That wasn't likely to happen without me hearing about it. I wrote about the scam in 73 and did not get sued, further confirming it as a caper. The ham quickly left Connecticut and reopened in Virginia, where the *Ham Trader* rip-off came from. Well, he's been convicted... again... so let's see what is next.

Even prison doesn't stop the truly dedicated bunco artists. In the computer field, we have a chap who ran two rip-offs and was convicted and sent to prison for both of them. The first time he crawled under the fence and escaped, only to turn up in Tulsa a few months later with another way to cream computer hobbyists willing to believe they could get something for almost nothing. This chap turned up a third time recently, this time operating from prison with the help of a guard. There's no stopping a truly dedicated man.

## ETHICS

Yes, surprisingly enough, an ethical question has been causing some storms in DX clubs. The question raised is this: How much is it ethical to charge a fellow club member for the date and time you worked a rare station using his call?

Sure, there was a time when

## CONSUMER PROTECTION

A flyer being passed out at some Chicago area hamfests is a case where it is not always the customer who is right. In point of fact, I've found that in a surprising percentage of the complaints I've received, it has been the ham who has been the real troublemaker. In this case, we have a flyer, unsigned, but allegedly being perpetrated by K9SOA. The flyer is based upon distortions and innuendo.

I talked with a dealer recently who ran through some of his recent battles with hams. One brought in his rig to be fixed. He was given an estimate of the cost of repairs. The rig was repaired and the bill was close to the estimate. The chap then beefed about how much it cost and asked for something which took the salesman out of the room. The ham grabbed the rig

and ran out of the door with it, refusing to pay anything. It took a judge to make him pay up.

Another customer brought in a rig with intermittent output. With final transistors at \$85 a clip, he was aware that the bill could be heavy. The serviceman (ham) tried a new final, but that didn't do it. Then he switched the final board with a brand new one. Still no go. Next he tried a brand new master board. That fixed it. Upon checking the faulty board, he found that a coil was causing a short when it heated up...so he fixed that. Rather than taking another hour and running up the repair costs even more, he left in the brand new boards.

The ham came in for his rig while the repairman was out. He asked for the bum part. The salesman went to the repair bench, spotted the final transistor, and gave it to the customer. When the repairman came in and discovered the \$85 transistor missing, he had the store owner get in touch with the ham and ask for it back. The ham in-

sisted that the transistor had his call engraved on it and that it was from his rig. The owner explained the whole situation and that the part had the date on it of manufacture, which was quite recent. The ham told the store owner where he could stick it and hung up. The call of this ham had an FAO in it, I understand. Is it any wonder that more and more ham dealers are giving up on even trying to make repairs? They find the customers making every effort to screw them...the repair techs are making so much that often the dealer has to swallow part of the repair costs, and so it goes.

Oh, there are sharks out there among the manufacturers and dealers, too, but very few...and I generally hear about them as soon as they start causing trouble. I've been able to put a lot of these turkeys out of business.

One recent rip-off ended with the ham pulling the stunt being convicted. This is not the first time for him. Knowing his history, I have never accepted ads from him. The first time, he got a

## W2NSD/1 ON-THE-AIR SCHEDULE SEPTEMBER, 1981

1	20-40 CW
8	15-20 Phone
15	20 RTTY
22	15-20 Phone
29	15-20 Phone

Response to our 15- and 20-meter phone sessions has been especially strong, so we have scheduled additional time on these two bands. On both phone and CW nights, look for us in the first 25 kHz of the General portion of each band. We'll be on the higher frequency band first, starting at 7:00 pm eastern time.


## WE HAVE WAITED LONG ENOUGH!

73 has waited patiently for the past couple of years; we are not waiting any longer. We are taking up the TVRO challenge.

Amateur radio's innovation capabilities are enviable. It is time that we donned our collective thinking cap and began to produce some workable systems at reasonable costs. This not only will get us in on the satellite TV fun, but, more importantly, will sharpen our skills for use in the neglected areas in which much of ham radio's future lies—the microwave region and worldwide communications via satellites.

We are interested in complete systems, in individual components (receivers, low-noise amplifiers, etc.), antennas and antenna mounts, and everything it takes to produce an operational system. So, get writing! If you have any questions, get in touch with us. And don't forget: 73 pays on acceptance—you can build or improve your TVRO station at our expense.

# New 2-meter direction.



## A compact transceiver with FM/SSB/CW plus...

### TR-9000

The exciting TR-9000 2-meter all-mode transceiver combines the convenience of FM with long-distance SSB and CW in a very compact, affordable package, ideal for mobile installation. With its fixed-station accessories it becomes the obvious choice for your ham shack.

#### TR-9000 FEATURES:

- **FM, USB, LSB, and CW**  
All the popular 2-meter modes.
- **Extended frequency range**  
Covers all 2-meter Amateur frequencies as well as MARS and CAP frequencies (simplex and any repeater split) between 143.9000 and 148.9999 MHz.
- **Digital dual VFOs**  
With selectable tuning steps of 100 Hz, 5 kHz, and 10 kHz, convenient for each mode of operation.
- **Digital frequency display**  
Five, four, or three digits, depending on selected tuning step.
- **Scan of entire band**  
Automatic busy stop and free scan.

- **Five memories**  
M1-M4...for simplex or  $\pm 600$  kHz repeater offset. M5...for nonstandard offset (memorizes transmit and receive frequency independently).
- **SSB/CW search**  
Sweeps between 0 and 9.9 kHz around the selected frequency in 100-Hz steps, while the main knob selects in 10-kHz steps. Easy way to find SSB or CW activity.
- **UP/DOWN microphone**  
"Beep" sounds with each frequency step. (Supplied with TR-9000.)
- **Effective noise blanker**  
Suppresses pulse-type noise on SSB and CW.
- **Improved receiver front-end characteristics**  
Low-noise, dual-gate MOSFET and two-stage monolithic crystal filter.
- **RIT control**  
Receiver incremental tuning, to tune only the receiver slightly off frequency in the SSB/CW mode. Functions on memory, also.
- **RF gain control**  
Threshold-type control, permitting accurate S-meter readings on SSB/CW and FM modes.

- **CW sidetone**  
Enables monitoring of keying during CW operation.
- **Automatic AGC selection**  
AGC time constant selected automatically with MODE switch (slow for SSB and fast for CW).
- **HI/LOW power switch**  
10 watts/1 watt RF output on FM/CW. Always 10 watts on SSB. Improved power module for reliable and stable linear RF output.
- **LED indicators**  
VFO A/B, RIT, ON AIR, and BUSY.
- **Rear-panel accessory terminals**  
Key, memory back-up voltage, tone input, standby, external speaker, DC supply voltage, and antenna.
- **Compact size**  
Only 6-11/16 inches wide by 2-21/32 inches high by 9-7/32 inches deep.
- **Adjustable-angle mobile mount**  
With quick-release levers for easy removal.

More information on the TR-9000 is available from all authorized dealers of Trio-Kenwood Communications, Inc., 1111 West Walnut Street, Compton, California 90220.

 **KENWOOD**  
...pacesetter in amateur radio

#### Matching accessories for fixed-station operation:

- PS-20 power supply
- SP-120 external speaker
- BO-9 System Base... with power switch, SEND/RECEIVE switch for CW operation, backup power supply for memory retention (BC-1 backup power adaptor may also be used for this application), and headphone jack
- MC-46 16-button autopatch (DTMF) UP/DOWN microphone



Specifications and prices are subject to change without notice or obligation.

# STAFF

**PUBLISHER/EDITOR**  
Wayne Green W2NSD/1

**EXECUTIVE VICE PRESIDENT**  
Sherry Smythe

**ASSISTANT PUBLISHER/EDITOR**  
Jeff DeTray WB8BTH

**ASSOCIATE PUBLISHER/DIRECTOR OF PUBLICATIONS**  
Edward Ferman WA1UFY

**MANAGING EDITOR**  
John Burnett

**ASST. MANAGING EDITOR**  
Susan Philbrick

**NEWS EDITOR**  
Gene Smarte WB6TOV

**EDITORIAL ASSISTANTS**  
Nancy Noyd  
Richard Phenix

**REVIEW EDITOR**  
Paul Grupp KA1LR

**CONTRIBUTING EDITORS**  
Chris Brown KA1D  
Tim Daniel N8RK  
Alyson Grupp N1BEJ  
Larry Kahaner WB2NEL

**ADMINISTRATIVE ASSISTANT**  
Pat Graham

## ASSOCIATES

Robert Baker WB2GFE  
Bill Gosney KE7C  
Sanger Green  
Dave Ingram K4TWJ  
Joe Kasser G3ZCZ  
Dr. Marc Leavey WA3AJR  
Dave Mann K2AGZ  
Bill Pasternak WA6ITF  
John Schultz W4FA  
Peter Stark K2OAW

**PRODUCTION MANAGER/PUBLICATIONS**  
Nancy Salmon

**ASST. PRODUCTION MANAGER/PUBLICATIONS**  
Michael Murphy

**ART DIRECTOR**  
Diana Shonk

**ADVERTISING GRAPHICS MANAGERS**  
Robert Drew  
Steve Baldwin  
Bruce Hedin  
Jane Preston  
Dennis Christensen

**PRODUCTION**  
Frances Benton  
Fiona Davies  
Linda Drew  
Gary Graham  
Kenneth Jackson  
Ross Kenyon KA1GAV  
Dianne Ritson  
Patricia Mackowsky  
Theresa Ostebo  
Deborah Stone  
Judi Wimberly  
Donna Wohlfarth

**PHOTOGRAPHY**  
William Heydolph  
Terrie Anderson  
Bill Sutfenfield  
Paul Babich  
Thomas Villeneuve

**TYPESETTING**  
Sara Bedell  
Mary Kinzel  
Kelly Smith  
Karen Stewart  
Michele DesRochers  
Steve Jewett  
Luann Keddy

**CORPORATE CONTROLLER**  
Charles Garniss, Jr.

**EXECUTIVE ASSISTANT**  
Leatrice O'Neil

**ACCOUNTING MANAGER**  
Knud Keller KV4GG/1

**CIRCULATION MANAGER**  
Debra Boudrieau

**CIRCULATION**  
Doris Day  
603-924-7296  
Pauline Johnstone

**BULK SALES MANAGER**  
Ginnie Boudrieau

**ADVERTISING**  
603-924-7138  
Jim Gray W1XU, Mgr.  
Nancy Ciampa, Asst. Mgr.

something like that was done for pure friendship, but leave it to some hams to get commercial about their hobby. For many years we've seen some of the DX clubs swapping lists of needed countries... "Hey, if you hear an XZ on, work him for me, okay?" So the big signal corps often gets in there and whips off a dozen or so contacts, making sure that friends and club members have the new country nailed down.

Ten dollars for the date, time, and frequency-of-your-choice contact seemed reasonable for quite a while, but now inflation has hit and friendships are being debased with demands for more cash. \$20 is a more acceptable "gift" for a new one, with some rumors of \$50 being asked. What is amateur radio

coming to? I think that anything over \$25 is outrageous.

## MENTAL INCOMPETENCE

With the recent court decision to deny K6EOA his license on the basis of mental incompetence, many feel that things may have gone too far. Indeed, it has been reported that amateurs in southern California are in a panic, with many barricaded in their homes against a possible FCC onslaught.

Much of the mail in the last few weeks has expressed legitimate concern over this situation, bringing up again that old and unanswered question: Which comes first? Amateurs want to know whether normal people lose their sanity when they get ham licenses...or whether licenses are only is-

sued to mental cases. It has apparently leaked out that amateurs must travel in pairs to get two oars in the water.

Frankly, I think this is a tempest in a teapot. I say that before judges rule on *our* sanity, someone should rule on *theirs*... and we would be in a standoff immediately. Remember that most judges started out as lawyers. I rest my case.

## MORE RADAR NEWS

Hardly a week goes by without some reader calling up to say that he's been nabbed for speeding... and what should he do. In all of these cases the ham was transmitting as he went through a radar speed unit and the ticketed readers feel that

*Continued on page 133*

## Well... I Can Dream, Can't I?

by Bandel Linn K4PP



I found the trouble! I had to rip out quite a few parts but—lucky for you—I'm only charging you three dollars for the whole ball of wax!



**OMNI-C has what it takes to filter the crowds.** To narrow the Amateur Radio world right down to the particular signal you want. The selectivity, sensitivity, dynamic range and operational features you need to cut any crowd down to size. **Tailored i-f response.** OMNI is equipped with the potential for *seven* response curves to handle any listening situation.

Standard filters include an excellent 8-pole 2.4 kHz crystal ladder filter and, in addition, a 150 Hz active audio cw filter with three ranges (450, 300, 150 Hz).

Optional filters include 1.8 kHz 8-pole crystal ladder ssb filter, 500 Hz 8-pole cw filter, and 250 Hz 6-pole cw filter.

Front panel switches put any optional filter in series with the standard filter for up to **16 poles of filtering** for near ultimate skirt selectivity.

Four i-f response curves for ssb and three for cw. That's response tailoring, that's crowd control.

**Optimized sensitivity and dynamic range.** The OMNI sensitivity range of 0.3  $\mu$ V typical (slightly less on 160 & 80M) combines with a 90 dB dynamic range to provide an ideal balance that will handle any situation from copying a weak signal half way 'round the world to keeping the next-door kilowatt from muscling in. And a PIN diode switched 18 dB attenuator is included for extra insurance against overload.

**More crowd-handling features—and all standard equipment.**

**Built-in notch filter.** To drop out unwanted signals or carriers. Tunable from 200 Hz to 3.5 kHz, with a 50 dB notch depth.

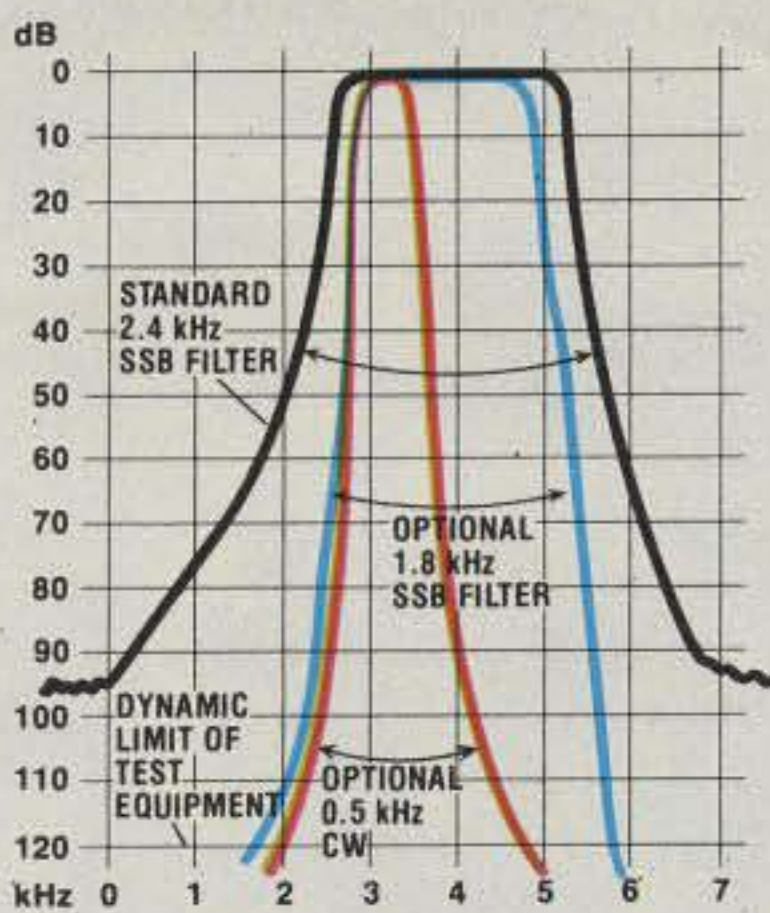
**3-mode, 2-range offset tuning.** To put you where the others aren't and where the elusive DX is. Move just the OMNI receiver, or just the transmitter section, or the entire transceiver,  $\pm$ 500 Hz or  $\pm$ 4 kHz. For complete freedom of frequency movement to get away from the crowds.

**Built-in noise blanker** for those times when your noise-generating neighbor is crowding your receiver. Filtered to handle the big signals easily.

**2-speed break-in.** When QRM or QRN is heavy, switch to "Slow." Use "Fast" for instant, full break-in for enjoyable rag-chews or stalking DX.

**OMNI-C features stand out in any crowd.**

**All solid-state**—from the pioneer, Ten-Tec.



OMNI/SERIES C I-F RESPONSES WITH STANDARD AND OPTIONAL FILTERS.

**"Hang" AGC** for smoother action. **WWV reception** on the 10 MHz band. **Digital readout in two colors**, red for the 5 significant places, green for the 6th digit (100 Hz). Instant recognition. **Separate receiving antenna capability.** Switch receiver to a common antenna for transceive or separate receive-only antenna; the system also acts as receiving antenna by-pass with an instant break-in linear amplifier or transverter. **"S"/SWR meter**, electronically switched. **200 watts input, all bands**, with 50-ohm load. 5 year pro-rata warranty. **100% duty cycle** on all bands up to 20 minutes. Full RTTY and SSTV power. **Built-in VOX and PTT** with front panel controls. **Built-in phone patch jacks** for easy interface. **Built-in zero-beat switch** for spotting the exact frequency of a DX station.

**Built-in adjustable sidetone volume and pitch.**

**Adjustable threshold ALC**, optimum power for driving a linear. Provides means of working into a high SWR.

**Front panel control of linear or antenna.** The rear panel bandswitch terminals control relays or circuits in step with front panel bandswitch.

**Automatic sideband selection** plus reverse.

**Low distortion audio**, less than 2%; a Ten-Tec trademark.

**Clean signal**, exceeding FCC requirements.

**High stability** over wide temperature and voltage excursions.

**Built-in speaker**, compression-loaded; in bottom of cabinet.

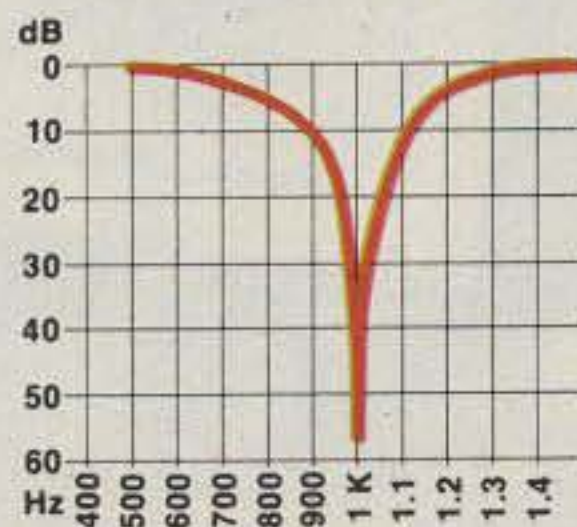
**Plug-in circuit boards** for fast easy service.

**12-14V dc power** for easy mobile use.

# The Rig That Filters The Crowd



## TEN-TEC OMNI-C



NOTCH FILTER PERFORMANCE ADJUSTED TO 1 kHz POINT.

**All 9 hf bands**—only crystals are needed for 18 and 24.5 MHz bands.

**Broadband design** for instant band change without tune-up or danger of damage to the final amplifier. Another Ten-Tec original.

**Full complement of accessories:**

Model 280 Dual Primary AC Power Supply, \$169; Model 255 Deluxe Power Supply/Speaker Combo, \$199; Model 243 Remote VFO, \$189; Model 215 PC Microphone, \$34.50; Model 214/234 Microphone/Speech processor, \$39/\$139; Model 645 Dual Paddle Keyer, \$85; Model 670 Single Paddle Keyer, \$39; Model 227 Antenna Tuner, \$79; Filters \$55 ea.

**Made in the U.S.A.**

**Model 546 OMNI-C transceiver \$1289**

Get out of the crowds with OMNI-C. See your TEN-TEC dealer or write for details.





114.8 2000  
110.9 841  
107.2 852  
103.5 1850  
100.0 770  
97.4 1900  
94.2 1810  
91.5 1800  
88.5 857  
85.4 1700  
82.5 1700  
78.7 1430  
77.0 1600  
74.8 1500  
71.9 1000  
67.0 600  
OFF

118.8	2100
123.0	2100
127.3	2000
131.6	2000
136.5	2000
141.3	2300
146.2	2400
151.4	1200
156.7	2400
162.2	2000
167.8	2500
173.8	1300
178.8	2100
186.2	1477
192.8	1833
203.5	2800

Communications Specialists TE-64

# Food for thought.

Our new Universal Tone Encoder lends it's versatility to all tastes. The menu includes all CTCSS, as well as Burst Tones, Touch Tones, and Test Tones. No counter or test equipment required to set frequency-just dial it in. While traveling, use it on your Amateur transceiver to access tone operated systems, or in your service van to check out your customers repeaters; also, as a piece of test equipment to modulate your Service Monitor or signal generator. It can even operate off an internal nine volt battery, and is available for one day delivery, backed by our one year warranty.



- All tones in Group A and Group B are included.
- Output level flat to within 1.5db over entire range selected.
- Separate level adjust pots and output connections for each tone Group.
- Immune to RF
- Powered by 6-30vdc, unregulated at 8 ma.
- Low impedance, low distortion, adjustable sinewave output, 5v peak-to-peak.
- Instant start-up.
- Off position for no tone output.
- Reverse polarity protection built-in.

## Group A

67.0 XZ	91.5 ZZ	118.8 2B	156.7 5A
71.9 XA	94.8 ZA	123.0 3Z	162.2 5B
74.4 WA	97.4 ZB	127.3 3A	167.9 6Z
77.0 XB	100.0 1Z	131.8 3B	173.8 6A
79.7 SP	103.5 1A	136.5 4Z	179.9 6B
82.5 YZ	107.2 1B	141.3 4A	186.2 7Z
85.4 YA	110.9 2Z	146.2 4B	192.8 7A
88.5 YB	114.8 2A	151.4 5Z	203.5 M1

- Frequency accuracy,  $\pm .1$  Hz maximum - 40°C to + 85°C
- Frequencies to 250 Hz available on special order
- Continuous tone

## Group B

TEST-TONES:	TOUCH-TONES:	BURST TONES:
600	697 1209	1600 1850 2150 2400
1000	770 1336	1650 1900 2200 2450
1500	852 1477	1700 1950 2250 2500
2175	941 1633	1750 2000 2300 2550
2805		1800 2100 2350

- Frequency accuracy,  $\pm 1$  Hz maximum - 40°C to + 85°C
- Tone length approximately 300 ms. May be lengthened, shortened or eliminated by changing value of resistor

Wired and tested: \$79.95



**COMMUNICATIONS SPECIALISTS**

426 West Taft Avenue, Orange, California 92667  
(800) 854-0547/ California: (714) 998-3021

Hugh D. Jaeger K4ESQ  
20185 Cottagewood Avenue  
Deephaven MN 55331

# 10,000 Contacts from Easter Island

— four Minnesotans make a dream come true

**E**aster Island, Isla De Pascua in Spanish, is positioned 2,500 miles west of Santiago, Chile, in the South Pacific, one of the most remote inhabited is-

lands in the world. The island is substantially triangular in shape, 13 miles in length by four miles wide, and has three inactive volcanic formations.


The soil of the island is primarily of red volcanic dust which constantly found its way into the equipment, clothing, and the skin of the operators.

The island is accessible either by twice-weekly air service or by ship which sails one or two times a year.

Easter Island is governed by Chile and is assigned the call prefix CEØ. The island has not been active on the air for the past two years — from May, 1979, to February, 1981 — as the station of Father Dave, priest of the Catholic Parish Parroquia, had been out of operation due to a storm in May of 1979.

Easter Island is noted for the Moai religious carvings which are positioned on the island, with numerous theories behind the some 600 statues as to who carved and erected them.

Steve Boller NØNO of Lake Minnetonka, Minnesota, and George Boller KØDHI (NØNO's father), Dick Linder WØRIF of Winona, Minnesota, and I operated the Easter Island DX-pedition from February 17 to 24, 1981.



A group photo while sightseeing in the cave area. We are standing in front of Moai that face toward the town. From left to right, Hugh K4ESQ, Dick WØRIF, Father Dave CEØAE, George KØDHI (Steve's father), and Steve NØNO.

## Thanks

While most articles give the "thanks" at the end of the article, it is particularly noted that this DXpedition would not have been possible but for the help of the following:

Burghardt Radio provided transceivers and accessories with expert follow-up advice on equipment repair while we were on Easter Island. It was discovered that one of the transceivers developed a receiver problem during operation and no courtesies are extended to the manufacturers of the transceivers who were very reluctant to assist in this DXpedition.

Butternut Electronics supplied their HF5V-III vertical, which performed perfectly and was an ideal antenna to transport as check-on baggage. Heathkit provided an SB-200 linear amplifier on loan, which worked marvelously. Sid Kitrell WØLYM at Telex/Hy-Gain assisted with a TH3 Mark II triband beam. Hiawatha Electronics of Winona furnished coaxial cable at cost. Lan-Chile Airlines and Braniff Airlines transported the four operators and all of the associated equipment including the triband beam, as discussed later, from Minneapolis to Easter Island by way of Santiago.

Patricio Fernandez, CE3GN, of Radio Club de Chile, assisted with the licensing procedures through the Secretaria de Telecomunicaciones of Chile who graciously issued each operator an individual license. It is interesting to note that the Chilean licenses are considered a work of art, contrary to the computer-generated licenses issued by the Federal Communications Commission in the United States.

Finally, and most impor-

tant, thanks goes to Father Dave CEØAE, whose accommodations for the operators and assistance with the many other important facets of this operation are deeply appreciated.

## Preparation

The first objective for a DXpedition is to determine the location, feasibility of operation, transportation, availability of power, lodging, food, and licensing for operation. Fortunately, Easter Island provided a superior location in the South Pacific during the middle of their summer, which was during the middle of the cold Minnesota winter, thus providing a major incentive for the operators.

Easter Island is accessible by transportation on Lan-Chile which flies two flights a week out to the island, using Boeing 707s. The island provides essentials of dependable electrical service and adequate housing facilities which made for an enjoyable trip and encouraged over 10,000 contacts in less than a week's time. The government of Chile granted reciprocal licensing to US amateurs with the assistance of the Radio Club de Chile.

Once the location of the DXpedition had been chosen and licensing procedures instituted by executing the documentation and forwarding the documents to the Radio Club de Chile, preparation of airline reservations was undertaken, along with the securing of equipment for operation. The airline reservations were particularly important because of the fact that there are only the two flights a week to the island, so, consequently, extra time was allowed for incoming and outgoing flights to prevent any scheduling problems.

The planning for the DXpedition began in Septem-



*Flying in on approach to Easter Island. This shot was taken by Steve NØNO from the cockpit of the Boeing 707.*

ber and was seriously undertaken in December, including the licensing procedures. Numerous discussions were conducted over "DX juice" (pitchers of beer), laying the groundwork for the operation and drafting lists for operating equipment and supplies. During these discussions, it was decided that two stations would be utilized, that the stations would be iden-

tical for interchangeability in the event of equipment failure, and that each group traveling to Easter Island would carry an operational station. Each group could operate independently of the other in case of separation of the parties and if only one party made it to the island.

In late December, with the licensing underway and airline reservations con-

### Take-List for Easter Island DXpedition

FL-200 coax input	Lights (7½ Watt)
single wire relay	Miscellaneous wire goods
SB-200	VOM
Transceivers (2) w/filters	Wire nuts
Pwr supplies (2)	Screwdrivers—
Memory keyer	regular and phillips
Standby keyer	Diagonal cutters
Microphones (2)	Needle nose pliers
Paddles	Pencils
Logs	Tape—black plastic and cloth
SB-200 spares	#14 wire and connectors
Small speakers	Fuses
2 Verticals	Fans
Beam	Crescent wrenches
Dipole wire for 40 and 80	Vise grips
Coax—300' RG-8X	Travel Plugs
Radials	Flashlight
Fishline	Strapping tape (fiber)
Assorted coax connectors,	Hose clamps
male and female	Foot switch
Swr bridge	Scrap paper
Nylon cord for beam	Swiss army knife
Beam mount	Spare SB-200 tubes
Insulators for dipoles	Ground radials
T-connectors	Aspirin
20,15,10m stubs	Band-Aids™
Soldering iron and solder	Thermometer
220-110-volt stepdown trans	Motion-sickness pills
Extension cords	Gum



*I had to go up on top of Father Dave's church to do antenna repairs for Father Dave in order to place his station back in operation. The church roof was rather rusted, so one always had to watch where he stepped.*

firmed, contact was made with manufacturers and suppliers regarding any sponsorship and assistance for the DXpedition. It was noted that all of the manufacturers and suppliers were willing to cooperate by providing equipment at the lowest possible cost or on loan, which was graciously accepted.

All of the manufacturers and suppliers previously thanked were very cooperative in the spirit and brotherhood of amateur radio, with the exception of the manufacturer of transceivers who unfortunately not only did not reply to our requests but when contacted by telephone had a lack-of-candor problem in acknowledging assistance. This would not have upset

the DXpedition as much except that the equipment suffered operational problems on Easter Island. As many an amateur can realize, there is no local radio store or supply house down the street to run to pick up a replacement i-f transformer for the receiver, or other parts.

Spare parts were taken along, but working on solid-state equipment in the middle of a remote island is not the most ideal situation, especially lacking the sophisticated testing equipment required. In spite of all this, repairs were made to a receiver i-f transformer by removing the opened transformer and using a capacitor as a substitute, although this resulted in reduced receiver sensitivity.

When the receiver problem was recognized in the middle of the week of operation, stateside amateurs in Ohio and California assisted by telephoning Jim Smith WBØMJY of Burghardt, who came up on frequency on 15m to diagnose the problem. Burghardt immediately identified the problem after being informed of the symptoms and instructed in disassembly of the transceiver to reach the opened transformer.

Disassembling a foreign-made transceiver to reach a circuit board below another circuit board can be a jigsaw puzzle on first-time disassembly. Burghardt advised on disassembly and stood by on frequency for advice on successful repairs. The operation continued for the week with little downtime.

Most important to the DXpedition after securing the licenses and equipment was drafting lists and dividing equipment prior to departure for equal weight distribution as well as independent operation of stations. The individuals traveled in groups of two and divided all equipment, including antennas, prior to departure to avoid any last-minute preparations.

The DXpedition was publicized in *The DX Bulletin*, the *Long Island DX Bulletin*, Geoff Watt's, and other DX bulletins as well as foreign publications, advising of operation and QSL procedures. This was undertaken a month prior to departure.

#### **Final Travel Arrangements**

While it is not an absolutely mandatory requirement, every DXpedition should have an airline pilot who knows his way around airlines. Our airline captain, Steve NØNO, prepared preliminary letters of introduction on company letterhead, not only in English, but also in the foreign lan-

guage needed, which in our case was Spanish, just in case the letter was required for customs or for airline identification. The letters we had proved to be invaluable, especially the Spanish letters, when Lan-Chile was waiting for lost luggage to arrive from the Minneapolis airline.

Our travel arrangements were further expedited and secured by Steve, who was instrumental in obtaining transportation for the 12-foot-long beam package and masting from Minneapolis to Santiago and Easter Island, as well as meeting the other operators on arrival at customs in Santiago, where a Chilean customs pass allowed access and movement through the customs area. Finally, Steve coordinated the arrangements with Lan-Chile, who were most hospitable and accommodating to the DXpedition.

#### **Travel**

The two groups departed a couple of days before leaving for Easter Island on separate flights when Steve NØNO and his father George KØDHI left for Santiago from Minneapolis by way of Dallas, New York, Buenos Aires, and Santiago. Dick WØRIF and I departed the following day on a Minneapolis-based carrier to Miami, where that carrier managed to misplace the vertical antenna at the change-over in Chicago. This required numerous phone calls after arrival in Miami to not only track down the antenna but to expedite its shipment to Miami for departure on the Miami-Santiago flight of Lan-Chile.

Due to the short time between flights, it was necessary to secure the antenna in Miami, as otherwise the antenna undoubtedly would not have followed the group to Easter Island, making operation rather

difficult with only a beam and wire antennas. Fortunately, Lan-Chile was most cooperative in securing the antenna from a third carrier, Eastern Airlines, which transported it from Chicago to Lan-Chile in Miami.

It was found that the Lan-Chile personnel understood the urgency of the matter by reading the Spanish letter prepared by Steve on his airline stationery and made a special effort to locate and secure the antenna prior to our departure for Santiago. WØRIF and I proceeded to Santiago via Lima, Peru, with an extra long stopover due to the hydraulic failure in the DC-10. On our arrival at Santiago, NØNO was at the airport to assist in going through Chilean customs.

Going through customs is interesting, especially when one is carrying brand-new communications equipment through a country where possession of such equipment is a sensitive matter due to prior political considerations. It always helps to have someone in the group speak the language of the country and, fortunately, three of the operators were fluent in Spanish, although it was interesting to observe that the customs individual didn't want to discuss the matter in Spanish but preferred to discuss it in English. After the mission and purpose were explained to customs and the documented paper work, including licenses, was shown, the operators were waved through customs with only a cursory inspection. However, we learned that it is best not to show any papers or documents unless requested, to avoid prolonged questions and delays.

#### Layover

After spending over a day in the air between Minneapolis and Santiago and

transferring through airports with the weight of the equipment, which was all carried on as hand luggage to avoid its being lost, let alone being banged around by the "baggage monkeys," everyone was ready for a good meal, hot shower, and a good night's rest before departing for the operation point at Easter Island. It also gave everyone a chance to have a final checkout of procedures and make final arrangements with the airline, Lan-Chile, for the five-hour flight to Easter Island.

After breakfast the next morning, we discovered on our trip out to the airport that our flight was to be delayed six hours, to late afternoon, so everyone decided to return to Santiago for more sightseeing. The tour was held by the senior member of our crew, George KØDHI, who had previously been to Santiago. Later, everyone returned to the airport for the afternoon departure on Lan-Chile. Fortunately, Steve had arranged to leave all of our baggage at his airline operations office, eliminating the need to carry the equipment between the airport and the hotel, let alone worrying about security of the equipment.

On boarding, Lan-Chile was most gracious in serving DX juice to the group to motivate our operational spirits and provide in-flight briefings in the cockpit by the Lan-Chile captain to our captain. The five-hour flight was rather uneventful, very enjoyable, and provided for interesting discussion up in the wheelhouse due to the professional courtesy of one airline captain to another captain. Thus, NØNO had the first view of Easter Island.

#### Arrival

The biggest asset to the DXpedition was that, by co-



*These Moai statues on the hillside were carved and left standing before having been moved to the other side of the island. Many were still buried under the ground and some may have been washed out to sea.*

incidence, the local amateur on Easter Island was also the priest of the only church on the island and a very highly regarded individual. Father Dave CEØAE, with his Jeep, awaited our arrival at the airport, dressed in his DX hat, T-shirt, shorts, and work boots. He had arranged accommodations for the group and assisted with the transferring of luggage (numerous trips) between the airport and the residence where we were to stay. Situated on an upper portion of the island, the residence afforded a beautiful view of the South Pacific. Father Dave had made arrangements for our group to have three rooms: two for operating and one for sleeping. This plan made operations on a twenty-four-hour basis possible.

The first introduction to the house, which I am sure by Pasquinian standards is upper middle class, was rather surprising to all of the operators. Fortunately, the majority of the homes have running water, electricity, and the infamous flushable toilets, and the climate is such that one can stay very comfortable both day and night.

Our first requirement was electricity for the rigs.

Besides using a three-prong 220-volt plug which looked like a socket out of a 1920 radio set, it was noted that our house was wired with lamp cord, which obviously would have caused problems for our linear. After discussion on what to do, the decision was made to take one of the heavy-duty extension cords, cut off the plug, and wire directly into the knife switch of the 220-volt fuse box. The box was interestingly constructed, with fuses which looked to be something out of the 1920 era of ceramic fuses. The whole thing had obviously seen much use, and our questions as to the electrical system were many. Our fears proved to be true the following morning when the fuses blew and, as seems to be the custom on the island, one places a number of strands of lamp cord wire across the fuse instead of replacing it!

As a goodwill gesture to our host family, the group compensated them for all electricity used during the week, which also included *their* electricity. The total bill turned out to be about \$40, or \$10 per person for the week, certainly not unreasonable, considering that the electric power on the island is generated by



*Everywhere Father Dave's Jeep went, a cloud of volcanic dust followed. This cloud eventually covered all of us with the red powder.*

diesel-electric equipment with four generators, two running and two on standby. All of the fuel is brought in by ship once or twice a year and therefore the cost is much higher than elsewhere.

As a matter of fact, a majority of everything is brought in by ship. If you have ever thought that a can of Coke is expensive out of a machine, wait until you have to pay \$2 for a can of Coke on Easter Island. You can't appreciate the real convenience of those 35-cent or 40-cent machines nowadays until you've bought a can on Easter Island.

Now back to the electrical system. It was jury-rigged and served the group well when we ran an extension cord directly from the knife switch of the fuse box into the operation shack. We soon found that extension cords were invaluable pieces of equipment, as were multi-socket switch-boxes, both of which we should have brought more of. Also, small step-down transformers of 220-110 were invaluable for powering extra cooling fans on the linears, soldering irons, and other accessories.

### Operations

The transceivers were easily put into operation

with the vertical antenna going up first and the tri-band beam following the next morning due to the late arrival of the plane at the island and rainfall that night. Numerous contacts were made the first evening with the Butternut five-band vertical, including our pipeline back to the Twin Cities. We had almost a daily schedule with Joe KBØCO, who operates from the notorious radio hill in Minnetonka and provided assistance and attended to some of the errands.

Included on page 1 of the logs are the calls of the Twin City DX Association, whose meeting adjourned just in time to get in on the opening volleys from CEØA. Numerous other amateurs provided phone patches to the members of the operators' families, including my patch home to Delaware at no cost, which we are so grateful for. Our other needs, such as getting Burghardt on the air the morning when we discovered we had receiver problems, also were attended to. Burghardt was able to remedy the situation in the field with the components which we had on hand, subsequently ensuring continuous operation of the stations.

We operated almost around the clock, usually

stopping at 2 or 3 in the morning and then starting up early in the morning on 80 and 40 meters. The JA runs on 80 were a lot of fun, to say nothing of working the boys back home. Prior to departing home, Stig LA7JO called NØNO on the landline to arrange some 80-meter schedules. What a surprise it was when he talked for 15 minutes, at long-distance rates, just to get zone 12 on 80 meters. For two or three nights 80 meters was salvoed by S7 static and we thought we would never get in touch with Europe. We finally hooked up late one evening and made about 40 European QSOs before the sun rose there.

We operated contest-style for the most part and ended up with 10,000+ QSOs for the one-week operation. That's an average of one per minute, which includes sleeping time thrown in. We usually had two kW's in operation simultaneously and were saved from crossband interference by 1/4-wave stub traps which were connected to the output of the kW's with a T-connector. Without them the crossband interference was intolerable. That is a handy idea for Field Day operations.

All in all, most operators were courteous—with the usual exceptions. Our pet peeve was ops who would consistently, time after time, call out of turn when we had to resort to working call areas. There weren't many, but we feel that the "phantom" logger jotted their calls down in the list of bad guys. Maybe lists aren't that bad after all.

We also could not have existed without our out-board vfo's. We felt sorry for those who were unable to work split from the home front, but then again there probably weren't too many at home who felt sorry that we had spent mega-bucks

to put Easter Island on the air. In other words, if you're really going to be serious about DX, buy yourself an external vfo.

In the dark of one of the evenings, one of the operators, in trying to rotate the antenna, thought he had the rotating line and just couldn't understand why the beam wasn't rotating—until he discovered that he had one of the guy lines and was trying to rotate the whole beam with the guy wire.

Credit has to be given to Hy-Gain for constructing a beam which performed very well under the conditions of erection as well as operation and rotation. Special thanks go to Sid Kitrell for assisting us with arrangements on the Telex/Hy-Gain beam.

Operation was smooth, and the operators had time to assist Father Dave in placing his station back on the air. I ended up on the roof of the church working on the vertical antenna, which gave me the opportunity to experience religion above the church as well as in the church. Father Dave's station was placed in operation within days after our arrival on Easter Island, and it is now being operated on a daily basis, time permitting, due to all of his other church duties on the island. While we were operating, Father Dave was sometimes able to stop in at the shack and do some operating himself, although being the only priest on the island places many demands on his time.

It is a custom on the island that blessings can be obtained from the church for such things as the tourist buses, the landing craft used to bring goods in the yearly visits by the ship to the island, fishing boats, and any other things for which the Pasquinians may want to receive blessings. It is interesting to note that





The picture above shows the operating home, which is in the upper portion of the village, the Butternut vertical, and the Telex/Hy-Gain beam. The road is made of red volcanic dust; the vegetation just grows wild. The small shack behind the large home houses a family of three.

while we were there a fishing boat was blessed. The boat was blessed independently of the motor, which then was also blessed.


We sometimes thought that if we had observed proper customs and had had each piece of our equipment blessed, we may not have experienced some of the transceiver problems we encountered. We therefore concluded that it is very important to observe the local customs on the island and advise all others proceeding to Easter Island that they might want to undertake the blessings of the church on their equipment before beginning operation.

Father Dave took time to spend free moments with the operators individually, which was a rewarding experience for each of us, and he also spent time with us as a group, which included swimming at the beach, picnicking, and a very extensive tour and discussion of the past history of Easter Island. For a priest, Father Dave drove a four-wheel vehicle better than most people. He had no qualms about cutting through the ruts in the road and endured the red volcanic dust which permeated our nostrils and vocal cords, in ad-

dition to turning everyone a very particulated red color—that of volcanic dust. By the time of our departure, the operators, equipment, clothing, and baggage were all thoroughly saturated with volcanic dust.

One of the lighter moments of the trip occurred one evening when an operator came wild-eyed into the bedroom where another operator was sleeping. He had a panic-stricken look on his face, scanned the room with a flashlight, and in sheer terror pushed a stone up against the door. When questioned by the now-awakened operator as to what the hell was going on, he excitedly announced that he had seen a rat. I surmise that that operator may have had too much DX juice, which was strictly for medicinal purposes and for putting one into the proper frame of mind to secure the DX contacts. But the operator still swears to this day that the animal he saw was a rat.

It is possible that it may have been a little cockroach or a salamander, but if he says it is a rat, we'll let you decide for yourself. Later on in the evening when the "rats" were running through the ceiling, an-



Father Dave operating the station with the Kenwood TS-130S and Heath amp. Note cooling fan.

other operator banged on the ceiling to quiet them down so he could pull in some of the rarer DX locations and the "rat" person rose out of bed with that sheer panic-stricken look of terror again written across his face.

#### Pileups

Unfortunately, the group was not able to work all of the stations who wanted to work us, yet we were enthusiastically received by amateurs worldwide. Everyone participated in the spirit of amateur radio and brotherhood in an orderly manner, and the operators were QSLing those with SASEs to beat the new postal rates. Not one of us seemed to have thought of this, but a lot of the other stations who have QSLed have thoughtfully taken this into consideration and we graciously thank those who had more foresight in this area than we.

#### Incidentals

On every Dxpediton, the operator should consider taking along items which would have meaning and promote friendship among the individuals with whom we spend time. Fortunately, the operators took along some of the necessities which are not always readily obtainable at an econom-

ical cost on the island: soap, cigarettes, and articles of a radio nature for Father Dave.

When you consider putting seven people plus four amateur radio operators in one home, you can just let your imagination run wild on how most people would get along in an average American home. Fortunately, there was never a problem in spite of what little TVI or RFI we caused, and there were always pleasant words exchanged from early morning to late evening. We even performed babysitting duties and a little bit of emergency first-aid when one of the children of our host family cut his hand on a piece of broken glass. We used bandaging in the form of good old black electrical tape, which provided for a clean wound until the child could get down to the hospital and receive stitches by the doctor.

It is interesting to note that Easter Island, while being so remote, has a hospital with two doctors able to perform surgery and take care of any emergencies or illnesses. The hospital was prefabricated in Florida approximately ten years ago and shipped directly out to Easter Island. It includes all the modern conveniences of our hospitals, with x-rays, laboratory facilities, and



Here we are ready to leave, with the beads of the island around our necks. From left to right, Hugh, Steve, Father Dave, George, and Dick. Father Dave was prepared to pick up the new Mother Superior who was arriving on our departing flight.

dentistry. It was good to see, too, that there was a tennis court on the hospital grounds.

Toward the end of the week, the operators were beginning to become DXed out and beginning to think of home, especially with the wish to take hot showers, since none of the facilities on the island had showers except for the motels.

You can only do so much operating before becoming DXed out. Toward the end of the week and approaching 2,500 contacts per operator, operations were becoming more difficult due to lack of sleep and the constant pileups.

### Departure

Leaving was much easier to do than arriving, but certainly was one of the sadder moments of the trip. Prior to the night of departure, we were visited by the English-speaking daughter of the local police sergeant who had previously stopped by a day earlier to ask what all of the shiny new antennas were for and to inspect our license documentation. It certainly was important to have proper documentation of the licenses issued by the Secre-

taria de Telecomunicaciones of Chile, and upon presenting those to the sergeant, the only word from him was "perfect." Had we not had our licenses in order, God probably would have had us operating our DXpedition behind bars. It is important to observe the proper international regulations and laws of the host country.

The following night the sergeant dropped over with his daughter, so she could practice her English with our group, and it made for a very enjoyable evening. Our hosts and the operators exchanged gifts, took pictures, and hugged one another before an early bedtime. As the plane flight was oversold by *only* thirty seats, it was important to plan on an early arrival at the airport for seat selection.

Driving to the airport with Father Dave, I expressed to him that I really wouldn't have been disappointed if the plane had not come for another couple of days, as I would have happily continued operating. Unfortunately, the Lan-Chile flight arrived right on time, which, considering the five-hour flight across

the ocean to Easter Island, was amazing. The group loaded into the plane and bade farewell to those who had come out to the airport to see us off. This is quite a custom and included decorating our group with native-made necklaces. We were to depart for home by way of Santiago.

W4PRO and W4GSM and their stations arrived on the same aircraft that we left on. They were met by Father Dave, who was picking up the new Mother Superior, which naturally had to take preference over the arriving amateurs. The other amateurs were to continue operations for the next month and also were to share operations with Chod Harris who was arriving on an archaeological expedition.

### Santiago Festivities

Arriving at the airport, I continued home to my patent law practice in Minneapolis, while the other three operators laid over in Santiago and went to a steak fry the following evening at the QTH of Patricio CE3GN. The Radio Club de Chile overextended their courtesies and provided for a fitting end to a DXpedition, which included gracious hospitality by the amateurs of their city and the country of Chile.

Chile is a very European country which exhibits very interesting French Provincial architecture along with people who are the most caring I have ever seen. You cannot really appreciate their hospitality until you spend time in their cities or fly on their airline. The hospitality was really overwhelming.

### Tying It Up

On arriving home, all of the operators found stacks of QSL cards, and the first thing my neighbors said to me was that they knew we were busy down there be-

cause they had a large grocery bag stuffed full of QSL cards. Equipment had to be returned, accounts had to be divvied up between the operators, and equipment repairs had to be undertaken for our transceivers which were brought home in a state of makeshift repair. Fortunately, all of these were small matters, but all these things take time, including the unpacking of bags, returning of equipment, washing and cleaning of clothes, and processing all of the photographs that had been taken, including those that appear here.

After being home a week, thank-you notes were still being written and requests from others are still being undertaken and fulfilled. We tried to beat the postal rate hike, but then there's the processing of other cards which are expected to arrive over the next year or two, possibly from the bureaus.

### Conclusion

As far as the operators were concerned, the DXpedition was a success, and people in Chile as well as others along our route have a much better feeling for amateur radio and what amateur radio is. The group was very careful to leave behind the true reputation of the spirit and brotherhood of amateur radio so that others will be welcome in the future, whether it be on Easter Island or at some point in between. Truly, it was a remarkable experience for all the members of the group and for the others who came into contact with us. It is something that will be remembered for the rest of our lives as being very rewarding and highly fulfilling. The members of our DXpedition strongly encourage those who are able to undertake such a DXpedition should the opportunity ever arise. ■

*Expand your station versatility....*



New versatility for the old bear in your station...

## **DRAKE** Theta 7000E Microprocessor-Controlled Communications Terminal

The perfect addition to any amateur radio installation! Complete, automatic send/receive of Morse code (cw) Baudot code (RTTY) and ASCII code (RTTY). Works with any video monitor.



Suggested List:

Model 7000 Drake Theta 7000E Terminal \$1095.00  
Model 7009 Drake TR-930 Video Monitor \$ 185.00

**7-Channel Battery Back-Up Memory**, the Theta 7000E has seven keyboard-selectable, non-volatile, random access memory channels each of which can hold 64 characters. Data in these memories is alterable at any time and is retained when power is removed. Messages in these memory channels can be repeated 1 to 9 times via keyboard command. All channels may be daisy-chained for continuous read-out. Channel number in use is indicated on display.

**Wide Range of Transmitting and Receiving Speeds**, 5 to 50 wpm in Cw with autotrack on receive. Standard RTTY speeds of 60, 67, 75, and 100 wpm Baudot code and 110, 150, 200, and 300 Baud ASCII code.

**Self Contained Demodulator**, three-step shift selects either 170 Hz, 425 Hz or 850 Hz shift with manual fine tune control of space channel for odd shifts. High/low tone pair select. Mark only or space only copy capability for selective fading.

**CONVENIENT KEYBOARD FEATURES**, automatic keyboard-operated transmit, (KOX) or manual keyboard transmit. **Unshift on space**, reverts to LETTERS case after reception of each space character in Baudot code. **CR/LF is automatically inserted** every 60, 72 or 80 characters while transmitting. **Cw identification**, in RTTY mode. **Echo function**, prerecorded cassette tapes can be read and transmitted. **Test messages**, "RY" and "QBF". **Transmit word mode**, characters can be transmitted in word groupings.

### Crystal Controlled AFSK Modulator:

High Tone Pairs	Shift	170 Hz	425 Hz	850 Hz
	Mark	2125	2125	2125
	Space	2295	2550	2975
Low Tone Pairs	Shift	170 Hz	425 Hz	850 Hz
	Mark	1275	1275	1275
	Space	1445	1700	2125

- **Printer Interface for Hard Copy**, all modes for parallel ASCII printers. Loop keyer for conventional teleprinters.
- **Composite Video Output**, for any standard video monitor.
- **Kansas City Standard AFSK Output**, KCS tone pair for ASCII.
- **Large Capacity Display Memory**, two page display memory contains 32 X 16 lines per page.
- **Split-Screen**, with a keyboard command, the display can be divided in two; the upper half for transmit and the lower half for receive. Messages can be composed while receiving.
- **Buffer Memory**, 53 character type-ahead keyboard buffer.
- **Word Wrap-Around**, in receive mode, word wrap-around prevents the last word on a line from becoming split in two. Moves whole word to next line.
- **Automatic Letters Code Insertion**, if desired, LETTERS (diddle) code can be transmitted continuously in a pause of transmitting from the keyboard.
- **Audio Monitor**, a built-in audio monitor circuit with automatic transmit/receive switching enables checking of the transmit/receive tones.
- **Transmitter Keying Circuitry**, keys either grid block, cathode keyed, or solid-state transmitters.
- **Power Requirement**, The Theta 7000E requires only 13.6 Vdc @ 1 amp. Plugs into 13.6 Vdc accessory jack on PS7 or PS75 power supplies.
- **Effective Packaging for RFI Protection**, well designed metal cabinet and protective circuits prevent RFI.
- **Terminal Size**: 15.8" W x 11.8" D x 4.7" H (40 x 30 x 12 cm)
- **Weight**: 11 lbs (5 kg)
- **Monitor Size**: 8.7" W x 9.8" D x 8.9" H (22.1 x 24.1 x 22.6 cm)
- **Weight**: 11 lbs (5 kg)



### Model 1230 LA7 Line Amplifier \$49.95 Suggested List

Line output, input levels as low as 15 mV rms (47 kilohm) will result in an output of 1 mW nominal into a 600 ohm balanced line. Output level adjustable by internal pre-set level control. Interfaces low level audio to RTTY

terminal unit or phone line that requires a 600 ohm balanced/unbalanced input. One 36" phono to phono cable supplied. • **Size**: 4.5" L x 1.3" H x 2.5" W (11.4 x 3.3 x 6.4 cm). **Weight**: .3 lbs. (.14 kg).

*Specifications, availability and prices subject to change without notice or obligation.*

**R. L. DRAKE COMPANY**



540 Richard St., Miamisburg, Ohio 45342, USA  
Phone: (513) 866-2421 • Telex: 288-017

# The 2ATouch


## ICOM's Extremely Popular Hand-Held System

ICOM's reliable, field-proven IC-2A/2AT series has become the most successful hand-held on the market. Here are a few reasons why:

**High versatility:** 3 sizes of battery packs easily slide on and off (providing other power outputs and operating cycles).  
**Extremely compact:** Fits in the palm of your hand . . . only 2.6 in x 1.4 in x 6.5 in.  
**800 T/R channels, synthesized.**

**Excellent audio quality:** Separate speaker and mic built in. Output power: 1.5 watts high (with BP3), .15 watt (battery-saving) low. Touch Tone® Pad (2AT only).

Each IC-2A and IC2AT comes complete with BP3 NiCd pak, AC wall charger, flexible antenna, earphone, wrist strap, and belt clip . . . all standard, at no extra cost.



2112 - 116th Avenue NE, Bellevue, WA 98004  
3331 Towerwood Drive, Suite 307, Dallas, TX 75234

# ICOM HF

## Two Great Systems to Meet Your HF Needs



IC-2KL Solidstate Linear

IC-720A 9 Band Xcvr w/General Coverage Rcvr

IC-720A Phone Patch

### IC-720A. ICOM's Top of the Line HF System.

**IC-720A.** ICOM's full featured HF Xcvr...with top of the line features:

- 9 band Tx/Rx (all new WARC bands included) 160 - 10 meters broadbanded.
- General coverage receiver...0.1 to 30MHz continuous tuning.
- Passband tuning built-in standard.
- Digital display of mode/VFO and frequency.
- 200 watt PEP input...all solidstate.

- Automatically bandswitches IC-2KL/AH1.
- 2 VFO's built-in standard.

**IC-2KL.** Broadband solidstate linear automatically bandswitched by the IC-720A, IC-730 (w/optional LDA unit), or IC-701...1000 watt PEP input...compact, no tuning required.

**ICOM Phone Patch.** Works directly with IC-701, IC-720A or IC-730...FCC certified.

### IC-730. ICOM's Portable/Affordable System.

**IC-730.** ICOM's Affordable Portable HF Xcvr. Ideal for mobile/portable use with features found in no other unit in such a compact size:

- 8 bands Tx/Rx 80 - 10 meters broadbanded.
- IF shift standard/passband tuning optional.
- 200 watt PEP input...all solidstate.
- 2 VFO's built-in standard.

- Memories...one frequency per band.
- Compact size...only 3.7 in(H) x 9.5 in(W) x 10.8 in(D).

**IC-AH1.** 5 band automatic bandswitching mobile antenna for use with IC-720A, IC-701, or IC-730 (w/optional LDA unit).



IC-SP3 - External Speaker

IC-730 - 8 Band Mobile/Base Xcvr

IC-AH1 - Automatic Bandswitching HF Mobile Antenna



# A Very "Special" Weekend

## —hams help New York's Special Olympics run smoothly

The motto of the 1981 New York State Special Olympics was "Let me win, but if I cannot win, let me be brave in the attempt" and it had a very special meaning to the Rookies Amateur Radio Association of Elmira Heights, New York. This is our story of a weekend for all to remember and the part amateur radio played in this unprecedented event.

I suppose one might say it all began with the 1980

Summer Games held in Elmira, New York. The amateur radio community was approached to provide communications for the event. After much planning and hard work, the 1980 games went on without a hitch. In fact, the state committee was so pleased with our communication efforts that they not only decided to make amateur radio a permanent part of the Special Olympics, but also elected to return to Elmira

for a second consecutive summer. Never before in Special Olympic history had the event been repeated in the same town two consecutive years.

Our goal now was not just to provide communications, but to provide *better* communications in 1981. In order to do this, planning for the June 13th weekend began in October, 1980. Every Wednesday evening for the entire winter, Frank Freeman WB2LMB could be found at Elmira College, meeting with the executive committee of the Special Olympics. Because an amateur was asked to be a member of the executive committee, this enabled us to provide more efficient communications. Information WB2LMB gained at these planning sessions was brought back to Jack Daugherty WA2DGS, who was in charge of organizing, assigning, and scheduling all volunteer amateurs and equipment for the Rookies and all area amateurs.

Our work for Saturday's event began Thursday evening, June 11th. There was much to be done. Assembling both two-meter net-control stations became first priority. A conference room in the college campus center was transformed into communications headquarters. Meanwhile, a crew was at Southside High School pitching a 20-man tent and tuning their new 80- and 40-meter bazookas. When all the groundwork was complete, a 32' tower and triband beam were erected. Late Thursday evening, all equipment was in readiness.

Friday morning came quickly to those who helped the previous evening, but by 7:30 am Bill MeadeKA2BED officially called the N3AQ .96/.36 repeater to Special Olympics traffic status only. By 8:00 am, 25 hams were at their assigned posts awaiting the arrival of buses from all 36 areas of New York State.



*Special Olympians are really special.*



At the public address desk: WB2UOG, WA2FJM, KA2CLI, and WA3EBG.



A shot of the PA system, the low-band tent, and tower and beam.

Meanwhile, various amateurs were heard checking with net control concerning their weekend assignments and last-minute scheduling changes. It was really gratifying to see amateurs give so freely of their time to help, but to be staffed so well and running by noon Friday seemed really incredible, considering most had to find a way to be absent from their places of employment.

By 12:00 noon, along with bus arrival came K2GOO, a representative of a New York City amateur radio club. Since amateur radio is now to be a permanent part of the Special Olympics, an amateur representative from next year's host city was sent to observe our operation and the services that we provided.

By 1:00 pm, buses were arriving in a steady stream. Hams posted at the exit of the expressway stopped all buses and they were checked in with net control and assigned courtesy cars to follow through the city to the college.

At 2:00 pm, the 26 members of the executive committee had met with their personal amateur communicators. This enabled all members of the committee to be in constant contact with each other for discussions of hundreds of last-minute details. This chore

took communicators to many areas, from Southside High School to the Chemung County Airport.

By 6:30 pm, most of the Olympians were settled into their living quarters and awaiting the evening's activities. By this time, roving Red Cross teams had been established and a communicator was assigned to each team. A second net was established on the .10/.70 repeater with net control at the college health center.

At 7:30 pm, the parade began to progress through downtown streets toward the main campus for opening ceremonies. Amateur radio operators ran at the beginning, middle, and end of the parade to provide information on the parade's progress through the city streets. Finally, the climax of the parade arrived—the torch bearer to light this year's Olympic torch. Close behind was his communicator, relating torch progress to net control. Although some of us had difficulty keeping up with our assignments, this had to be one of the most difficult.

At 9:00 pm, news from N3AQ, stationed at the airport, indicated that Governor Carey had indeed landed and would be rapidly proceeding by state-police escort to the site of the block dance on main cam-

pus. After a few words to the Olympians, he joined the band in a dance with his wife.

By now, approximately 65 radio operators were working in their assigned areas. As the music of the block dance rang in our ears and the children danced, our activity began to wind down. One exception, however, was the communicators with the roving first-aid crews.

By 11:30 pm, cleanup complete and all first-aid crews relieved by the Elmira Fire Department paramedics for their 11:00 pm to 7:00 am shift, the N3AQ Rookies repeater was released for normal use.

All in all, the first day went quite smoothly. One lost athlete was found quickly and there were only

a few minor medical problems—bellyaches and pre-game butterflies.

To most amateurs who worked Friday evening, Saturday arrived too quickly. At 6:00 am, personal communicators met with their assigned executive committee officials. KA2BED once again opened the .96/.36 repeater to official Special Olympics net traffic, for administrative messages. Meanwhile, the .10/.70 repeater handled a net for statistical data and various other traffic. Communicators aided in loading the many buses for the ride to the games' site.

9:00 am saw all contestants at the high school awaiting the torch bearer's arrival from the college. After a very touching ceremony and lighting of the



John N2AFW directing spectators to proper area.



Some of the crowd at the 1981 Special Olympic Games.

torch, the games officially began.

At this point, over 125 amateurs were involved in the event, providing communications with thousands of dollars worth of equipment. Of course, all this was at no cost to the Special Olympics and any cost incurred was absorbed by the Rookies as part of their community service.

Was it all worth it? After 6 hours out in the blazing sun, many may have wondered. This question was quickly answered with the smile of a winning athlete as he proudly ran up to you to show off the medals he won. It definitely was all worth it!

The 3:45 pm closing ceremonies were followed by the extinguishing of the

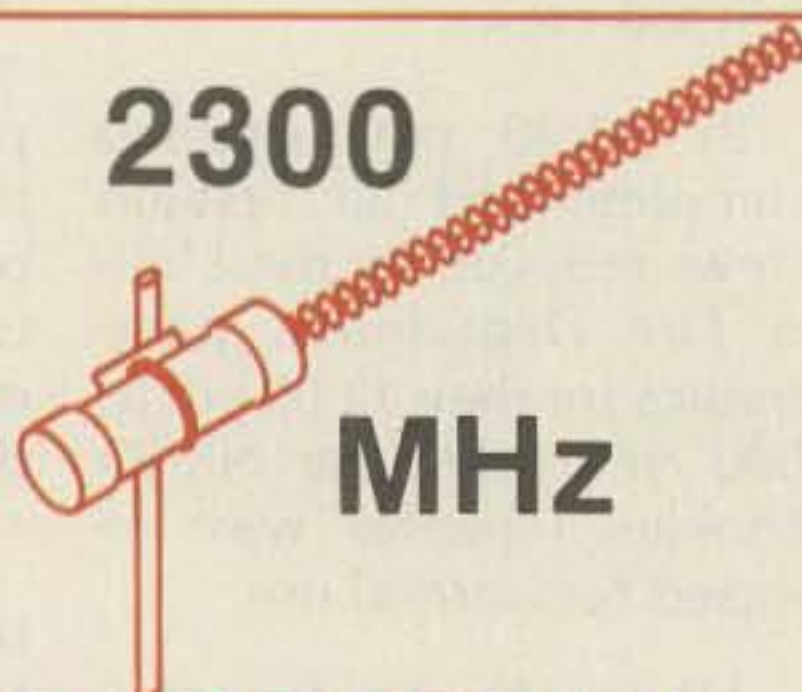
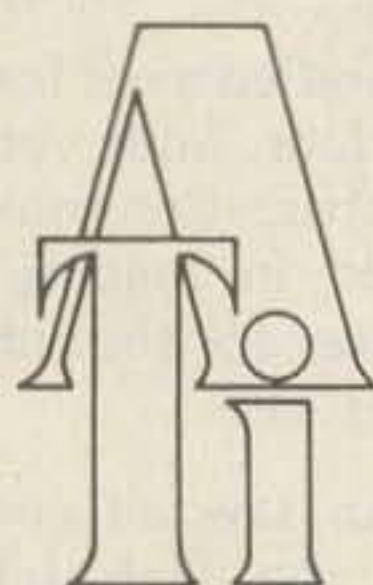
torch until next summer in New York City. Bus loading began for the return to the college, and by 7:00 pm, all were reloaded for the trip to the victory dance at Elmira College's Murray Center, eight miles away. This dance was for the 1000 Olympians, 400 chaperones, and over 1500 volunteers. By 8:30, the victory dance was hopping. I personally don't know where they got all their energy. We again supplied security and first-aid communications.

By Saturday evening at midnight with all the buses back at the college, 85% of the Olympics were over. With nearly 4000 man-hours of work behind us, we still had to secure the nets and get ready for tomorrow.

Sunday morning at 8:00 am, the .96/.36 net traffic resumed. Buses were checked out as they left the bus

parking lot, loaded, and departed from the dorms. By 12 noon, all participants were on their way home.

What are our final thoughts now that it is all over? We would do it again without a doubt. This was a very satisfying and beautiful experience. Not only was it satisfying from a personal aspect, but also because of the banding together of all the amateurs from the southern tier of New York and the northern tier of Pennsylvania for a common cause. On a larger scale, you saw people from all walks of life in the community giving their time and individual talents to work together toward one common goal: providing the best Olympic Games ever for the children. Amateur radio operators were proud to have done their part for this common cause and to have served their community. ■



2300

MHz

**NEW  
LOW  
PRICE**

**READY TO INSTALL... 89.95**

CONVERTER KIT.....29.95  
 NEC NEO2137 TRANSISTOR....3 for....7.95  
 CONVERTER KIT ASSEMBLED.....38.95  
 POWER SUPPLY ASSEMBLED.....19.95  
 CIGAR ANTENNA.....19.95  
 HOUSING, MTG BRKT, 50 COAX.....19.95

TERMS: CHECK, VISA, MASTER CARD

**IN STOCK - READY TO SHIP**

2012 15th Av. • Ft. Worth, Tx. 76102

**817-332-2994**



**The  
HAM SHACK**

808 N. Main  
 Evansville, IN 47711

**TEN-TEC**

546 Omni C	\$1060.00
580 Delta	760.00
525 Argosy	485.00
280 Power Supply	150.00
255 Power Supply/Spkr.	170.00
243 Vfo—Omni	169.00
283 Vfo—Delta	169.00
444 Hercules Amp.	1340.00

**ICOM**

IC 2AT	\$235.00
Azden PCS3000/TTPkit	\$ 315.00
BENCHER XZ-2 audio CW Filter	63.00
CUBIC Astro 103	1175.00
HY-GAIN V2 2meter vertical	40.00
ICOM 720/A Power Sup./Mic.	1299.00
KANTRONICS Mini-Reader	279.00
MFJ 496 Keyboard	295.00
MIRAGE B23	80.00
B108	150.00
B1016	239.00
B3016	205.00

SANTECHT1200	300.00
SHURE 444D	48.00

**812-422-0231**

MON-FRI 9AM-6PM • SAT 9AM-4PM

Write for our new and used equipment list



# DELTA RIG



## THE TEN-TEC STATION FOR CHANGING TIMES

**DELTA—symbol of change—and the first HF transceiver with all nine bands—offers more of the features you need for these changing times.**

### Tennessee Technology Leads The Way.

Today's operating demands the changes a DELTA station offers. All nine HF bands in all solid-state design with optimized receiver sensitivity and selectivity, 200 watt, 100% duty cycle no-tune transmitter, QSK, VOX, PTT, ALC, Notch, Offset, and more. All in a compact, ready-to-go-anywhere functional design that offers light weight, thorough shielding, and operating ease. And a price that permits affording the full complement of accessories. TEN-TEC put it all together—in DELTA—for you.

### For The Change in Bands.

DELTA with all nine bands—another TEN-TEC "first." 160 through 10 meters, including the new 10, 18 and 24.5 MHz bands. (Crystals optional for 18 & 24.5 MHz). DELTA is ready.

### For The Change in Band Conditions.

Optimized design for the ideal balance between sensitivity ( $0.3 \mu\text{V}$  for 10 dB S+N/N) and dynamic range (85 dB or better) plus switchable 20 dB attenuator that puts you in control of even extreme situations. No matter where you live or what power your neighbor is running, DELTA can handle it.

Super selectivity permits narrowing DELTA bandpass to suit the crowds. The four-position switch selects the standard 2.4 kHz SSB filter, adds a section of the 4-stage active audio filter, cascades an optional CW filter (for 14 poles of filtering), and cascades both filters with 4 stages of audio filters to give you the passband window you need with the virtually ultimate skirt selectivity required to knife through strong adjacent signals.

Built-ins to quiet the world. A variable notch filter is standard on DELTA. Vary from 200 to 3500 Hz to notch out interfering carriers or CW signals to a depth of 50 dB or more. Offset tuning for moving the receiver frequency  $\pm 1$  kHz to reach that DX or to fine tune. "Hang" AGC to give you smoother receiver operation.

### For The Change in Operating Styles.

Variety is the word for today, and DELTA offers it.

For a rag-chew with an old friend, 200 watts of SSB to the proven solid-state amplifier (designed by the leader, TEN-TEC) with built-in VOX and PTT.

For the fun of operating 200 watts CW with QSK—full, fast break-in that makes CW a conversation, saves time, and opens a window on DX.

Power up or down. Adjustable threshold ALC and drive let you choose power levels with full ALC control.

DELTA accepts what you have, what you want... from separate antennas to linears, transverters, remote VFO, 12 VDC, keyers and more—just plug in.

### For The Change In Lifestyles.

DELTA moves with you. "At home" anywhere—on your operating desk, in the field, on a boat, plane, camper, wherever. Its neat small size ( $4\frac{3}{4}$ "h x  $11\frac{3}{8}$ "w x 15"d) and light weight (12½ lbs.) make it a good traveling companion. Yet compact as it is, DELTA panel size and knob spacing make it comfortable to use hour after hour in your home station.

### For The Change In Economics.

These days, everyone wants more value for his money. And DELTA offers it. More features and performance per dollar. Quality that's American-made. Service you can count on. A solid warranty—one year on the transceiver plus an extra five year pro-rata warranty on the amplifier transistors. And low prices!

### The DELTA Rig

Model 580 DELTA Transceiver .....	\$869.00
Model 283 DELTA Remote VFO .....	189.00
Model 280 DELTA Power Supply .....	169.00
Model 282, 250 Hz CW Filter .....	50.00
Model 285, 500 Hz CW Filter .....	45.00
Model 234 RF Speech Processor .....	139.00
Model 214 Electret Microphone .....	39.00
Model 645 Dual Paddle Keyer .....	85.00

### Other Optional Accessories

Model 670 Single Paddle Keyer .....	39.00
Model 227 Antenna Tuner .....	79.00

Isn't it time for you to change? Check the DELTA rig at your dealer or write for full details.

**TEN-TEC**, INC.  
SEVIERVILLE, TENNESSEE 37862  
EXPORT: 5715 LINCOLN AVE., CHICAGO, ILL. 60646

# Getting Ready for the Real Thing

— emergency preparedness that works

**W**e picked our way carefully through the staging area out onto the open road. Clusters of brightly-colored tents and campers dotted the field.

Strapped in the passenger seat of the open jeep, I warned Dave WA3THB whenever motorcycles crossed close to us. It was a hot, dry Memorial Day

weekend at Fort Indian-town Gap in southeastern Pennsylvania. During the seven years that we had provided ham radio communications for the motorcycle enduro, this was the best weather we ever had.

Up ahead the road straightened out as we ran the length of the valley. A thick plume of dust followed us as Dave picked up speed. The dust blocked my sight of the ambulance following close behind. The quick rise and fall of the ambulance siren told me that they were still with us. Quick jabs of the siren pierced the dust. I held on tighter. I was on the edge of my seat watching the road and the front right wheel, some three feet away. My cameras swung wildly from their neckstraps as Dave turned onto Cold Springs Road. The front tire whined as we came out of the turn.

"It's got to be right up ahead," Dave yelled above the siren, pointing towards the base of the mountain.

"NCS, this is W3FEY," the portable repeater on top of Second Mountain came to life. "Request that they expedite that ambulance, Net Control." George, W3FEY arrived at the scene of the accident and gave us the location. We were leading the ambulance to a motorcycle and car accident that hap-

pened a few minutes earlier along the enduro route.

Up ahead, a tight knot of people surrounded a downed rider lying in brush along side the road. Dave ran the jeep into a field. The ambulance passed us on our right. Grabbing cameras and HT, I followed Dave and the ambulance crew to the injured rider. George was standing in the road with an HT.

"W3FEY, this is Net Control."

"This is W3FEY."

"George, we got a request to get somebody from the Trail Riders to go up the road and block traffic so we don't have any more trouble." Net Control's request was answered as George and a rider headed up the road.


"Hang in there, John, keep talking to me. Don't go to sleep, John," one of the EMTs was saying as they worked on the injured rider. "Keep talking to us, John. Don't go to sleep," the EMT kept repeating over and over again as they loaded the rider into the ambulance.

This was the first of five injuries on the enduro course that day. Ham radio directed each rescue.

## Beginnings

In 1974, Jim Moore W3ASA, then president of

Photos by WA3REY



The 146.04/.64 portable repeater atop Second Mountain. Don WB3AXO (left) and Keith WA3UDJ.



Frank N3RZ stands next to his portable repeater, a .70/.30 220 repeater linked to the main .40/.64 machine to extend coverage. The duplexer is in front seat, the machine and battery in the back, and the antenna is on the car roof.

the Valley Forge Trail Riders (VFTR), persuaded a few hams to help his club provide communications over the 100-mile enduro route. The Moonshine Enduro takes its name from Moonshine Church, located next to the staging area.

The enduro trail starts from that staging area and snakes its way up mountains, across streams, and, in general, takes the most difficult, indirect route between start and finish lines. Jim repeatedly told us that the enduro is not a race. Instead, it is a course marked with paper arrows. Checkpoints dot the course. Riders have a specified time to travel from checkpoint to checkpoint. They are penalized for arriving early or late. The VFTR marks the riders' time cards as they arrive at each checkpoint. Hams have one basic job—communications. With 12 checkpoints along the route and between 300 and 500 riders, that means a lot of messages. Messages are either emergency or routine. The NCS directs the net from the staging area.

After seven enduros, I've come to some conclusions about things that have worked for us. A few of

them are technical; some of them are operational. All of them are common sense. If you are at all interested in improving amateur emergency communications, stay with me. But don't limit these ideas to enduros only. They just might work during the next Hurricane Agnes or TMI.

### Technical

The first two years, we attempted the impossible. We tried to cover two mountains and a valley on .52 simplex. The VFTR laid out 12 checkpoints over an area about 10 miles long and 5 miles wide. Not only was the enduro route tough for the riders, but it was rough on rf. At times, I've believed the VFTR purposely placed key checkpoints in the rf shadow of a mountain.

My main complaint with simplex operation over the enduro course is that all stations cannot hear each other all of the time. An early-morning situation might impact on stations later in the day. For instance, this year, course-direction arrows were maliciously removed early in the enduro. By operating through the repeater, all checkpoints were aware of



Keith WA3UDJ at the starting line.

the situation throughout the day. The other problem with simplex operation is the constant need for relays. This takes time. The NCS was located in the staging area. When operating simplex, a relay station had to repeat many of NCS's transmissions for outlying checkpoints. Solution: Replace the relay station with a repeater. Chances are very good that if you can get a ham into an area, then you can also put a portable repeater there. You might as well go first class and use the repeater as the relay. Put the ham somewhere else, where thinking and decision making is required, such as at a checkpoint.

### People

"People" also can be read as "volunteers." There are 12 checkpoints with, ideally, two hams to a checkpoint and the NCS, one ham for each of the ambulances, and one or two hams to ride dirt bikes into remote areas. That's at least 30 volunteers! Find me 30 volunteers, all hams, willing to give up one-third of their Memorial Day weekend. Sound impossible? It is, unless the event is really outstanding and you understand volunteers.

Ever wonder why the ARRL has so little participation in its simulated emer-

gency tests or why the local radio club has a bad turnout for weekly RACES nets? And why does the local emergency coordinator have trouble filling out his yearly activity report? You've all heard them complain that hams are like everyone else. They don't want to get involved. They say that hams are complacent.

They are right.

Hams are complacent about simulated emergencies. Think about that. *Simulated* emergencies. Do you really get turned on by the idea of a simulated hurricane hitting Anytown, USA? If you do, I've got this nice piece of swamp land I'd like to talk to you about...

The problem is that there is very little that gets the adrenalin flowing during a simulation. That's why emergency tests and practice nets are failures. Why not give your volunteers the real thing—or at least a chance that the real thing might happen? If you can't find a motorcycle club with an enduro, then find a police chief up to his armpits in Halloween pranks. Or a citizens' crime watch patrolling the neighborhood with 100-mW CB HTs ("... Hey! Want to see how I can dial 911 through my Wilson HT?"). The idea just might catch on.



Ron K3TZJ, middle, with white shirt, watches from a safe distance as scores are marked by the checkpoint team.

I guess the greatest simulation of them all is Field Day. The club plans all year long how it's going to be tops in the QST listing. Everybody takes off that weekend for the country with emergency power from real emergency generators. I think you get extra points for that. Anyway, when the 24-hour emergency is over, everybody packs in the KWM2, the tribander, and the empty beer cans and heads home. Terrific emergency preparedness.

The first thing I don't understand, and I'm sure someone will help me, is why are all those hams running to the country when the emergency strikes? The other thing I can't quite figure out is if it's such a great emergency exercise, why

didn't all those prepared contesters help us back in 1972 when Hurricane Agnes flooded the east coast during Field Day weekend.

Let's face it. Field Day is a great contest, but it's really only a simulation.

OK. You've got your enduro or crime watch or public transportation Guardian Angels and you are ready for the real exercise. Now you need people, pronounced, "volunteers." Two things are important here. First, don't limit your exercise to club members only. Find volunteers both in and outside of clubs. Just because a ham isn't a joiner doesn't make him a bad communicator. In the event of an emergency, the guy is a volunteer first and a club member second. During

TMI, the only prerequisite was a valid ham license. ("I've got this great shift for you in the Hershey Sports Arena watching TMI evacuees from midnight until 3:00 am! You can join the club later.")

Now for the second thing about volunteers. There is no faster way to turn off a volunteer than to persuade him to leave work early and lose half a day's pay. Then, when he arrives on the scene, let him stand there with nothing to do. If you request volunteers, make sure that there is meaningful work for them to do or you probably just lost a future resource.

Estimating the number of people needed to do a job is difficult. During TMI, I estimated wrong. I was a local township CD director and I requested five more people than I actually needed to help me evacuate a nursing home. When the five volunteers arrived, the fire company had almost finished carrying bedfast residents into waiting ambulances. The county CD director saved me. He suggested that I find substitute work for those five people that were kind enough to lose a half-day's wages. Those volunteers did a great job cleaning, carrying, and loading cots from the nursing home onto waiting trucks destined for the mass care center. The task was modified, but they donated 15 valuable manhours during the emergency.

### Operations

Our enduro taught me one lesson I won't forget. If you are assigning hams to checkpoints, give the guys a break. Assign two-man teams whenever possible. Many times, such as in an enduro, the terrain will be unfamiliar and two hams will work better than one.

Case in point: Three years ago, at one of the enduro checkpoints, the nicest-

looking 100-pound female checkpoint crew person was run over by 450 pounds of enduro bike and rider. This happened on one of the many trails that criss-cross the area. It wasn't too difficult to find the macadam road and to flag down the ambulance. The hard part was finding the right turns to take to lead the ambulance back to the injury. The trails all looked the same to me!

After trying three wrong trails, I called for help. Don WB3AXO saved ham radio's and my reputation that day. He rode his dirt bike along the enduro route until he found the accident. Then he talked me and the ambulance into him. The lesson is simple. Teams of two hams in unfamiliar territory work better than one ham alone.

Let's assume you've got your teams and you are ready to begin. Our operation isn't much different than everyday repeater operation. The big difference is that the repeater is closed. The NCS courteously tells stations outside the event that the machine is closed for the duration of the project. All stations request permission to communicate with other net stations. This is about the only formality needed to control the net.

There are only two kinds of traffic: emergency and routine. We don't use ARRL message forms, nor do we use standard texts. Sorry, this is the real world. It's much faster saying it and, if required, repeating it, than sitting down at a checkpoint and composing a message, counting the words, assigning the priority and handling instructions, etc. That stuff is great for 75 phone nets but it sure isn't needed on a 2-meter FM repeater.

And remember, good ham operation is measured by only one thing, effective



Accident! Dave checks location on map (WA3THB in center).



Accident! Dave WA3THB, holding blue bag and HT, as ambulance crew prepares to load.

communications. From the beginning, everyone is briefed on the mission. We are there for one reason and that is to communicate. We don't put arrows up on trails, pick up wrecked bikes, or mark score cards. The same thing applies to other activities. If you are working with a crime

watch, you don't apprehend criminals. That's police work. In short, we are communicators.

#### Have Fun

I'm afraid to this point I've been pretty serious about injuries and nets and things. But there is a fun side to it all. Whatever

event you choose, it just has to expand your life. Seven years ago, I thought dirt-bike riders were troublemakers—a little lower than the Hell's Angels and a little higher than Pagans. Wrong again. They're family people. And they have fun. That's the other nice thing about these activities.

For one day, you mix with all kinds of people. There's time to swap ham stories and time to learn about motorbikes. But when it's all over, the best thing is that good feeling from a job well done that comes back to you every time you remember last year's enduro. ■

\$

# SUPER VALUE FROM CLEGG.



MARK 3  
\$205

- 144-148 MHz • 15 watts
- 12 channels—crystal controlled
- Special modifications for CAP & MARS available

Phone (717) 299-7221 today to place your order or to request a detailed brochure describing this transceiver and related power supplies, antennas, amplifiers and other accessories.

**Clegg** Communications Corp ✓ 13

1911 Old Homestead Lane • Lancaster, PA 17601  
\*Special quantity pricing is available on the MARK 3 transceiver. Get your group together and call for a quote on your requirements.

\$

Take it from Mainerd . . . <sup>TM</sup>


## “You’ll have the best matched pair in town!”

Matching your antenna and transmitter requires the accuracy of our 1000-A RF Wattmeter for serious DXing. Trimming your antenna for the frequency you're working ensures you'll get maximum power out and minimum reflected power back. Get more reach with the best matched pair in town.



You can depend on Dielectric, **THE MAINE SOURCE**™ for 2-year-warranted RF products — quality meters, couplers and loads.

Call us for more information and the name of your nearest dealer.

 We're a Courage Center HANDI-HAM supporter.

New England integrity and craftsmanship . . . as traditional as Maine Lobster.

**DIELECTRIC COMMUNICATIONS**

A UNIT OF GENERAL SIGNAL

Raymond, Maine 04071 USA / 207-655-4555 / 800-341-9678 / TWX 710-229-6890



©1981 Dielectric Communications



# The FRG-7700 General-Coverage Receiver

## — a first-rate rig for the shortwave bands

**Y**aesu has been producing shortwave general-coverage receivers for some time now, and their latest offering, the FRG-7700, obviously benefits from that experience. This machine represents a serious attempt to produce a receiver that is free of the shortcomings that plague many similar units, an attempt which largely appears to have succeeded! With no further ado, let's look at what the Yaesu has to offer.

### The Features

The FRG-7700 is a PLL synthesizer-controlled re-

ceiver, boasting upconversion to a first i-f at 48 MHz. It covers the entire spectrum between 150 kHz and 29.9 MHz in one-MHz steps. For convenience, there are ten additional positions on the bandswitch for the ham bands. Both digital and analog readouts are provided and bandspread (tuning rate) is good for a receiver of this type. The tuning knob covers about 40 kHz per revolution, and all tuning is accomplished with a single tuning knob—gone are those irritating secondary controls that plagued early general-coverage receivers.

One of six bandpass filters is diode-selected by the bandswitch, allowing Yaesu to dispense with pre-selector and peaking controls. A 12-frequency memory is available as an option, which allows frequencies to be dialed up with the main tuning knob, stored with the push of a button, and recalled at will with the 12-position rotary M CH switch. A fine-tuning control with a range of about four kHz is provided for these memory channels.

A rotary switch selects mode: FM, LSB, USB, and AM. Three levels of selectivity are provided in the

AM mode—2.7, 6, and 12 kHz at the -6-dB points. Selectivity in the SSB modes is rated at 2.7 kHz, and for FM it's 15 kHz. CW signals are tuned in either of the sideband modes, using the 2.7-kHz filter.

Other useful items found on the front panel include rotary attenuator, noise blanker on/off switch, volume and tone controls, agc fast/slow switch, panel-light dimmer switch, squelch for FM, two audio output jacks, and a speaker.

A 12-hour clock is included in the 7700's circuitry, and a number of front-panel switches are devoted to its various functions. These are clustered in the upper right-hand corner, and provide for setting the radio's on and off times. A countdown "sleep" timer allows you to program the radio to shut down after a period of up to 59 minutes. Time is displayed with the same readout as the frequency display, and a switch selects display of either one. Since the clock display can be left on while the rest of the radio is shut off, the FRG-7700 is an exotic but practical substitute for the more mundane AM/FM clock radio.

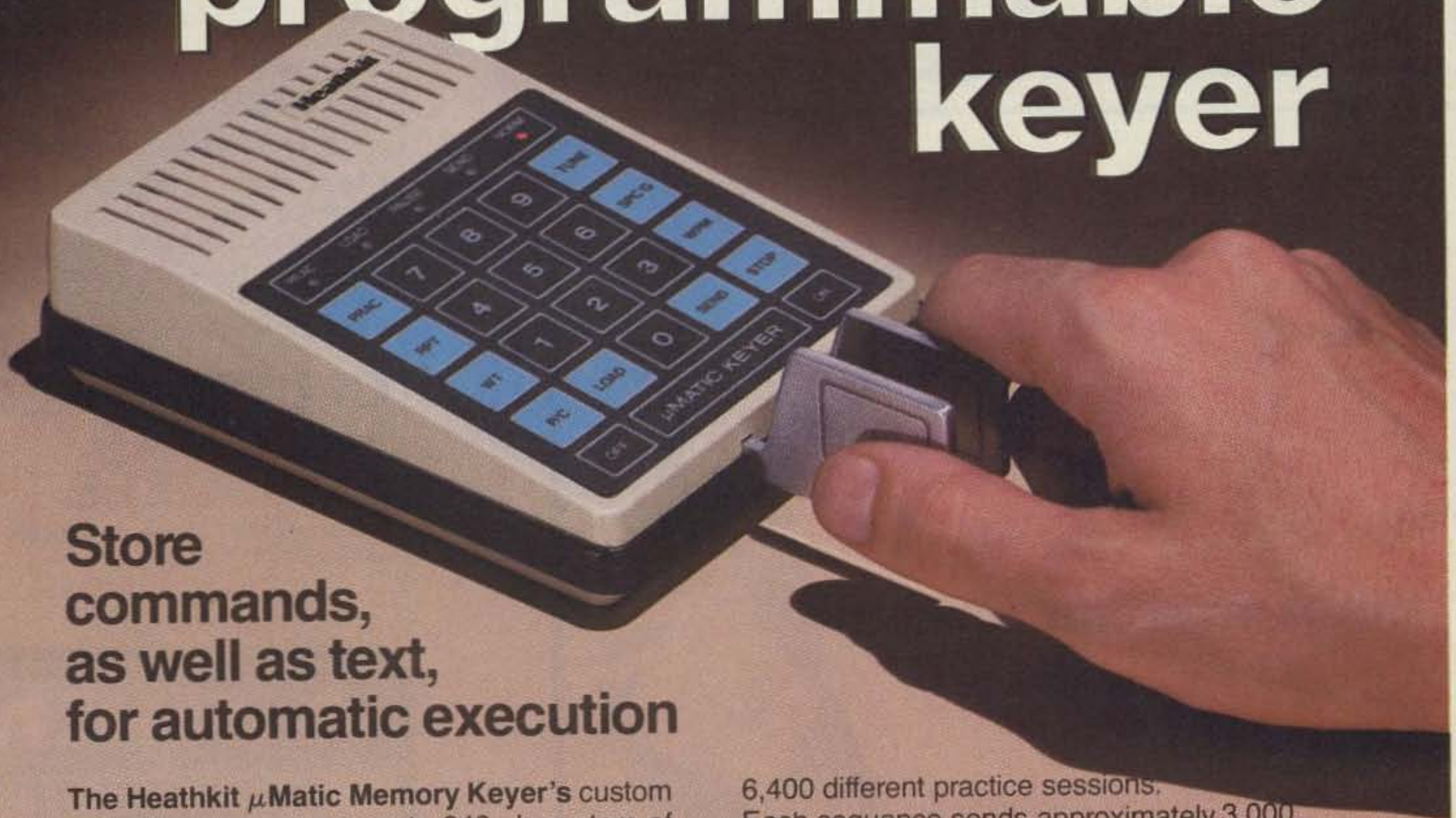
Rear-panel options are



The FRG-7700 general-coverage receiver.

Continued on page 121

# Introducing the first fully programmable keyer



**Store  
commands,  
as well as text,  
for automatic execution**

The Heathkit  $\mu$ Matic Memory Keyer's custom microprocessor stores up to 240 characters of text or commands. *Variable-length buffers* eliminate wasted memory space. "Command strings" allow text to be stored in several buffers, then strung together in any sequence for most efficient use of memory. Command strings can also select speed, weight, spacing and auto-repeat count.

#### **No external key to buy**

Integral capacitive "touch" paddles unplug and store in their own compartment inside the Keyer when not in use. Left handed? A touch of the keypad and the paddles are reversed. Choose any speed between 1 and 99 words per minute, and any of 11 weight settings. Special rear-panel jack connects mechanical paddle.

#### **Great code practice machine, too**

A "practice" mode sends random code groups of random length and selectable types for a total of

6,400 different practice sessions. Each sequence sends approximately 3,000 characters before repeating.

#### **Other features:**

Built-in sidetone oscillator and speaker have pitch and volume controls. Phone jack and earphone are included for private listening. Complete details on the great new  $\mu$ Matic Memory Keyer are in the latest Heathkit Catalog. Or see it at your nearby Heathkit Electronic Center.\*

#### **Send for free catalog**

Write to Heath Company,  
Dept. 011-814, Benton Harbor, MI.  
In Canada, contact Heath Company,  
1480 Dundas Street E., Mississauga, ONT L4X 2R7.



#### **Visit your Heathkit Store**



Where Heathkit products are displayed, sold and serviced.

See your telephone white pages for locations.

\*Units of Verotechnology Electronics Corporation in the U.S.

# Heathkit®

✓303

## MSB-1 AUDIO FILTER

**SSB / CW / RTTY**  
**\$84.95**



8-Pole Tunable Lowpass Filter  
Tunable Bandpass Filter

Tunable Notch Filter  
6-Pole Fixed Highpass  
Audio Amplifier  
Power Requirements

FLP = 300-3000 Hz.  
FBP = 300-3000 Hz.  
Bandwidth-Less than 75 Hz. to greater than 1500 Hz.  
F Notch = 300-3000 Hz., Notch depth-50 dB  
FHP = 300 Hz.  
1 Watt  
12-14 VDC @300 MA  
110 Vac with optional adapter (\$8.95)



ORDER TODAY. If not completely satisfied, return within 15 days for a prompt refund (less shipping and handling). Add \$2.50 shipping and handling. SEND TODAY for complete list of products. Dealer inquiries welcome.

**M & M ELECTRONICS, INC.**

P. O. BOX 1206/BREWTON, ALABAMA 36427/PHONE (205) 867-2496

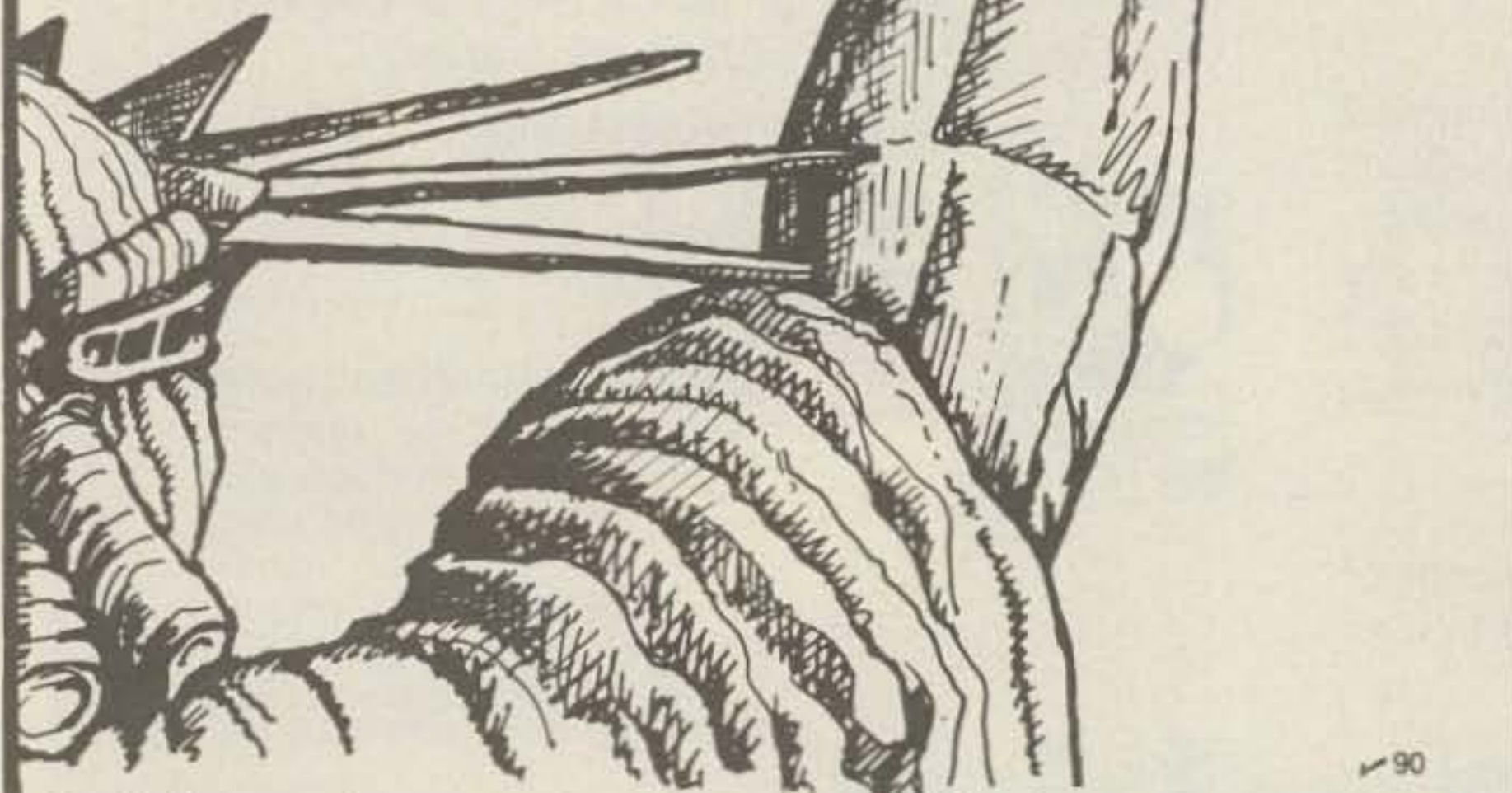
✓ 434

# Give Us Your Tired Arms, Your Poor Coverage

## the American Dream

A complete line of range  
extending equipment for  
2-meter hand-helds  
See Your VoCom Dealer  
Today and Try Our

- Gain Antennas
- Power Amplifiers
- "Ugly Ducks"



Available now from your favorite amateur radio dealer or direct from:

**VoCom** 65 East Palatine Road, Suite 103, Prospect Heights, IL 60070  
**PRODUCTS CORPORATION** (312) 459-3680

✓ 90

Organize your shack with a  
**CLUTTERFREE MODULAR  
CONSOLE \$203.35**

- Large, 42" H x 57" W x 29"D
- Strong groove-construction
- Mar-resistant wood grain finish
- Options, drawers & face plate
- For ham or home computer
- Visa and Master Charge

## CLUTTERFREE MODULAR CONSOLES

P.O. Box 5103 Tacoma, WA 98405  
(206) 759-1611 ✓ 89

✓ 461

# AZDEN®

## PHASE II TWIN ANTENNA

**NEW!**

- SUPER 80-POUND, 100-MPH GRAY MAGNETIC MOUNT WITH MYLAR BASE
- 5/8 WAVE FOR PHASE II SIGNAL \* AND \*
- 1/4 WAVE FOR CLOSE-IN AND RESTRICTED HEIGHT AREAS
- INSTANT CHANGE-OVER
- SUPERIOR PERFORMANCE
- STAINLESS STEEL SPRING AND WHIP
- CHROME ON BRASS BASE-COMPARE!
- BOTH ANTENNAS ARE FREQUENCY ADJUSTABLE
- COMPLETE WITH 17 FEET OF FOAM COAX AND PL-259 CONNECTOR
- MADE IN U.S.A.

INTRODUCTORY PRICE:

**\$29.95**

COMPARE!!

TWO ANTENNAS FOR THE PRICE OF ONE!


**AMATEUR-WHOLESALE ELECTRONICS**

8817 S.W. 129th Terrace, Miami, Florida 33176

Telephone (305) 233-3631 - Telex: 80-3356

HOURS: 9 - 5 Monday thru Friday

• U.S. DISTRIBUTOR • DEALER INQUIRIES INVITED



ORDER NOW TOLL FREE

**800-327-3102**



# New! AZDEN® PCS 3000

## BLAZING THE FRONTIER OF

# MICROCOMPUTER COMMUNICATIONS



**SUPERIOR  
COMMERCIAL GRADE  
2-METER FM TRANSCEIVER**

FALL SALE  
**\$299<sup>00</sup>**  
FREE TOUCH-TONE®  
PAD KIT INCLUDED

### COMPARE THESE FEATURES WITH ANY UNIT AT ANY PRICE

- 8 MHZ FREQUENCY COVERAGE, INCLUDING CAP/MARS BUILT IN: Receive and transmit 142.000 to 149.995 MHz in selectable steps of 5 or 10 kHz. **COMPARE!**
- SIZE: Unbelievable! Only 6 3/4" by 2 3/4" by 9 3/4". **COMPARE!**
- MICROCOMPUTER CONTROL: All frequency control is carried out by a microcomputer.
- MUSICAL TONE ACCOMPANIES KEYBOARD ENTRIES: When a key is pressed, a brief musical tone indicates positive entry into the microcomputer. **COMPARE!**
- PUSHBUTTON FREQUENCY CONTROL FROM MICROPHONE OR PANEL: Frequency is selected by buttons on the front panel or microphone.
- 8 CHANNEL MEMORY: Each memory channel is reprogrammable and stores the frequency and offset. Memory is backed up by a NICAD battery when power is removed.
- INSTANT MEMORY 1 RECALL: By pressing a button on the microphone or front panel, memory channel 1 may be accessed immediately.
- MEMORY SCAN: Memory channels may be continuously scanned for quick location of a busy or vacant frequency.
- PROGRAMMABLE BAND SCAN: Any section of the band may be scanned in steps of 5 or 10 kHz. Scan limits are easily reprogrammed.
- DISCRIMINATOR SCAN CONTROL (AZDEN EXCLUSIVE PATENT): The scanner stops by sensing the channel center, so the unit always lands on the correct frequency. **COMPARE** this with other units that claim to scan in 5-kHz steps!
- THREE SCAN MODES WITH AUTO RESUME: "Sampling" mode pauses at busy channels, then resumes. "Busy mode stops at a busy channel, then resumes shortly after frequency clears. "Vacant" mode stops at a vacant channel and resumes when signal appears. If desired, auto resume may be prevented by pressing one button. **COMPARE!**
- REMOTABLE HEAD: The control head may be located as much as 15 feet away from the main unit using the optional connecting cable. **COMPARE!**

- PL TONE OSCILLATOR BUILT IN: Frequency is adjustable to access PL repeaters.
- MICROPHONE VOLUME/FREQ. CONTROL: Both functions may be adjusted from either the microphone or front panel.
- NON-STANDARD OFFSETS: Three accessory offsets can be obtained for CAP/MARS or unusual repeater splits. CAP and Air Force MARS splits are BUILT IN! **COMPARE!**
- 25 WATTS OUTPUT: Also 5 watts low power to conserve batteries in portable use.
- GREEN FREQUENCY DISPLAY: Frequency numerals are green LEDs for superior visibility.
- RECEIVER OFFSET: A channel lock switch allows monitoring of the repeater input frequency. **COMPARE!**
- SUPERIOR RECEIVER: Sensitivity is better than 0.28 uV for 20-dB quieting and 0.19 uV for 12-dB SINAD. The squelch sensitivity is superb, requiring less than 0.1 uV to open. The receiver audio circuits are designed for maximum intelligibility and fidelity. **COMPARE!**
- ILLUMINATED KEYBOARD: Keyboard backlighting allows it to be seen at night.
- TRUE FM, NOT PHASE MODULATION: Transmitted audio quality is optimized by the same high standard of design and construction as is found in the receiver. The microphone amplifier and compression circuits offer intelligibility second to none.
- OTHER FEATURES: Dynamic microphone, built-in speaker, mobile mounting bracket, external remote speaker jack (head and radio) and much, much more. All cords, plugs, fuses, microphone hanger etc. included. Weight 6 lbs.
- ACCESSORIES: CS-ECK 15-foot remote cable . . . \$35.00. CS-6R 6-amp ac power supply . . . \$59.95. CS-AS remote speaker . . . \$18.00. CS-TTK touch-tone® microphone kit (wired and tested) . . . \$39.95.

**AMATEUR-WHOLESALE ELECTRONICS** ORDER NOW TOLL FREE

8817 S.W. 129th Terrace, Miami, Florida 33176  
Telephone (305) 233-3631 • Telex: 80-3356

HOURS: 9 - 5 Monday thru Friday

• U.S. DISTRIBUTOR • DEALER INQUIRIES INVITED



# 800-327-3102

CREDIT CARD HOLDERS MAY USE OUR TOLL FREE ORDERING NUMBER.

# Two Meters Getting A Little Boring?

## — maybe you need to try crossband DXing

I was enjoying "the best cup of coffee in Pine Grove," according to Denny Gibson K3SLG. It was one of those cold January mornings when you drink 3 cups of coffee just to put off that inevitable

walk to the truck. Lehman's Luncheonette was warm and friendly in the small Pennsylvania coal region town. Denny and I talked about converting the Regency high-band transmitter on the table in front of

us to use in the Palmyra repeater. After the third cup of coffee, I picked up Denny's Icom IC-2AT HT and looked it over closely.

"Dial up 145.25 and try it," Denny suggested. The thumbwheels clicked in place showing "5.25" on top of the HT. A full-quieting kerchunk came back in reply to the Icom push-to-talk switch.

"So where's the new repeater?" I asked, a little puzzled. For as long as I had operated 2-meter FM, Pine Grove was famous for having one of the best repeaters in the area. The 146.64-MHz machine had been operating on nearby

Blue Mountain for the past 7 years. Denny was the owner of that repeater and was responsible for putting Pine Grove on many a ham's map through the repeater's reliable service and friendly operation. Now there apparently was a new subband repeater somewhere close by and my curiosity was growing.

"Where's the new machine, Denny?" I said impatiently.

"Across the street in my basement," he smiled. "It's all clip leads and parts lying on the bench right now, but I want to package it and put it up on the mountain alongside the .64 repeater."



Denny K3SLG shortens a CB antenna to 10 meters.

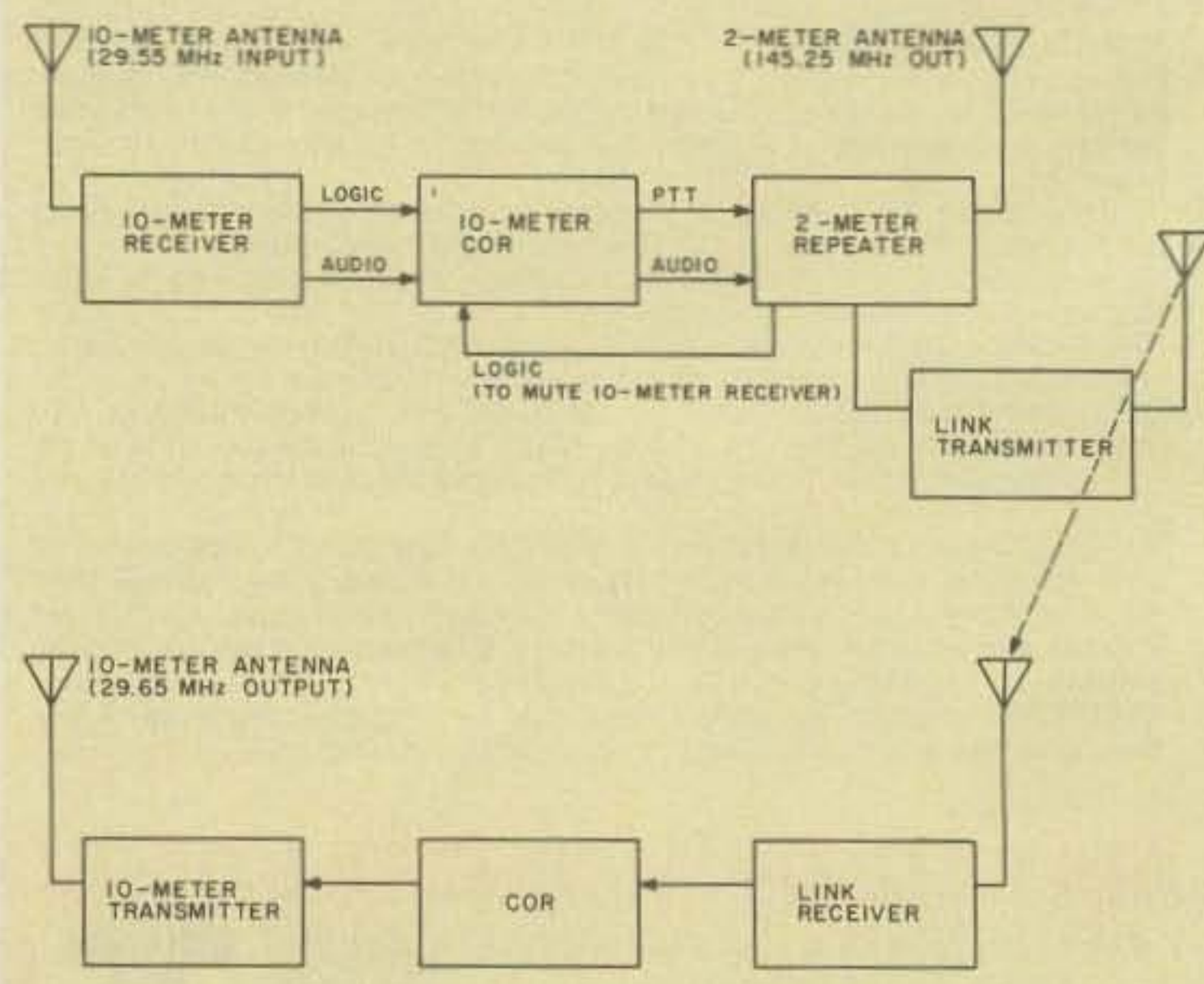


Fig. 1. Pine Grove 2/10-meter crossband repeater.



Denny K3SLG checks 10-meter FM with an Azden rig.



Close-up view of the 10-meter receiver and the Standard repeater with K3SLG.

Denny went on to explain that it was linked to a 10-meter repeater and had been on the air for about a week.

Somewhere in the back of my mind I remembered Don Yorty WB3AXO talking about converting a low-band RCA Supercarfone to 10-meter FM.

"The output is down at Don's house. He's using a Carfone on 29.65 MHz into a cut-down CB antenna," Denny added. "It runs about 100 Watts from a pair of 6146s."

Don lives a few miles east of Hershey, Pennsylvania, about 15 air miles south of Pine Grove.

"I have the receiver strip from the Carfone on my workbench. We're using my tribander for the 10-meter receiver antenna." Denny went on to describe the rest of the equipment. The 10-meter receiver was tied into a Standard 2-meter repeater and duplexer.

"We worked Germany, Sweden, England, and the Scottish Highlands through it since it's been on the air," Denny answered. He must have been reading my mind, I thought.

As we talked, the Icom 2AT kerchunked randomly on what sounded like noise bursts.

"That's something on the 10-meter input," Denny explained. "It comes and goes when the band is open."

But so far I didn't hear any Germany or Sweden. Just a sweeping carrier going across the 10-meter input. Oh well, I thought, to each his own or something like that. I guess it's the variety that makes ham radio interesting. No sense in getting all excited about DX on a 2-meter repeater, I concluded as I handed the HT back to Denny.

I picked up the Regency transceiver and headed across the street in the cold January morning. Turning my truck around I picked up Interstate 81 and started the long drive home. What the heck, I thought, I might as well dial up the new repeater and see how far out on the interstate I can hear the machine.

On 145.25 MHz the static bursts were replaced by a QSO. WA3YMU was working a station in Scotland. The Scottish GM4 station mentioned how glad he was to hear that our 52 hostages had been freed. He talked about how closely Europe had followed the whole ordeal.

Somewhere out there on the interstate, that QSO sparked new interest in me. Things had been going downhill in my ham radio hobby ever since my Novice days. I can still remember how exciting it was to work stations using CW with my old DX-20 and

HR-10 receiver back when I was a WN3. After I got the Advanced ticket, my new TS-520, and some FM gear, things began to cool down.

But here I was again, feeling just as pumped up as when I was working stations on the Novice bands. This was something *really* different. Ham radio was unique again. Here was the chance of working Europe from my Datsun truck on the interstate. Or maybe even taking my Wilson HT to work some morning and sitting down at my desk and monitoring 145.25.

I'd be cool about it. I'd just let the HT sit there on my desk and wait for the band to open. The guys in the office would ask where that station was from and I'd say, "Oh, that's Tom over in Aberdeen, Scotland." Or maybe it would be Klaus in Denmark. Anyway, I'd pick up the HT and work Sweden or Denmark or Scotland right there from my desk.

I woke up at the next exit and turned around, headed back to Pine Grove. I wanted to learn more about this new crossband repeater.

#### A Closer Look at the Repeater

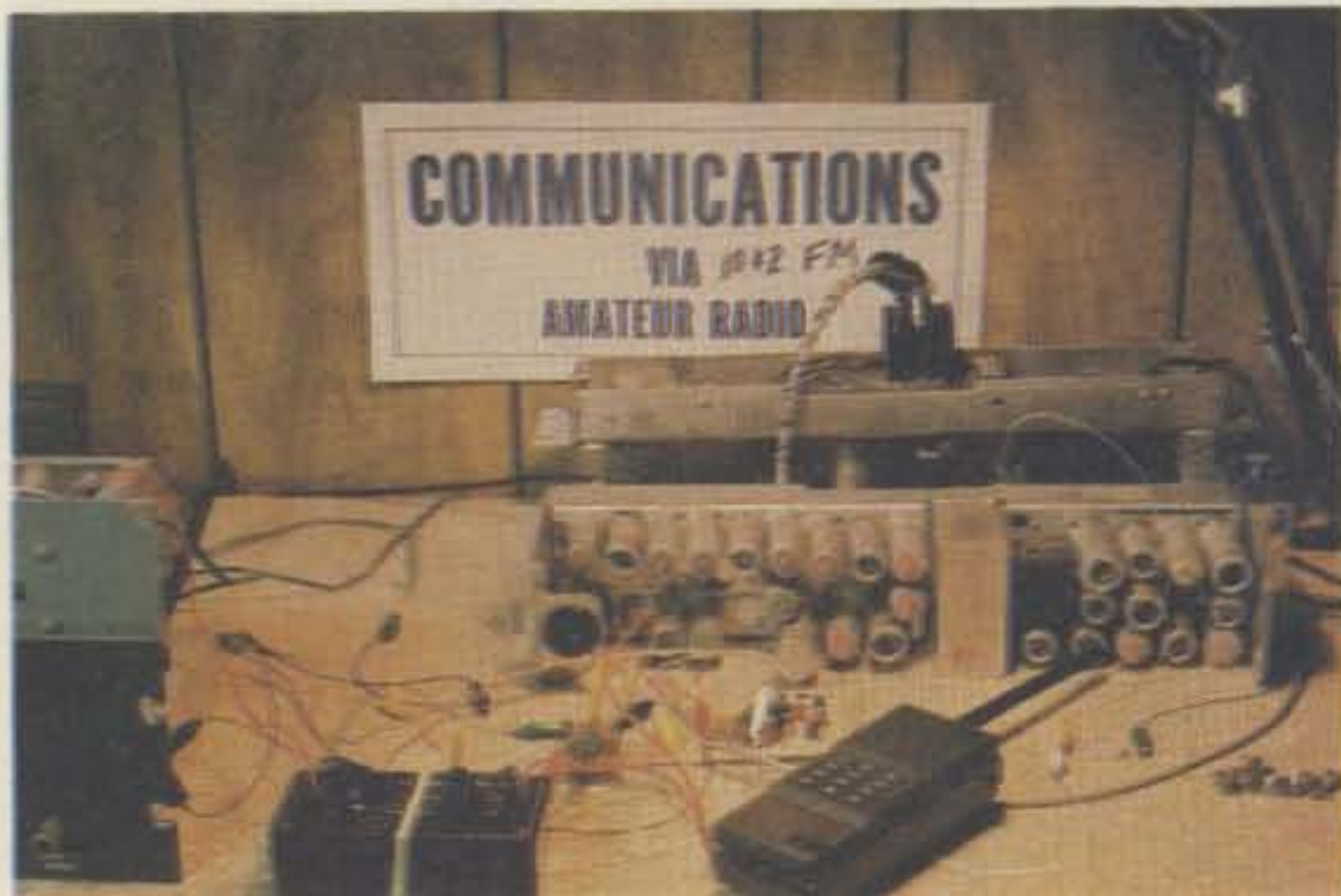
A glance at Fig. 1 shows what I learned about Pine Grove's 2-meter/10-meter crossband repeater. The equipment at the top of the

diagram is located at K3SLG's home in Pine Grove. The 10-meter receiver is an old tube strip from an RCA Supercarfone. The 2-meter repeater is a Standard repeater with a duplexer connected to a 2-meter antenna on Denny's backyard tower. A link transmitter sends the signal to be repeated on 10 meters to Don WB3AXO, whose station is 15 miles away.

The 10-meter output at Don's home is quite simple. A link receiver picks up the Pine Grove signal and couples it through a COR into the 10-meter transmitter. Don converted the transmitter strip of the lowband Carfone to 29.65 MHz. The transmitter antenna is a \$22 Channel Master 1/2-wave CB antenna cut down to 10 meters. It stands on top of Don's TV antenna tower.

The entire 10-meter transmitter package is about 2 feet high and sits neatly in a cabinet in the corner of Don's living room about 4 feet away from his wife's TV set.

Don invited me to his house one evening to show me the package. As he tuned up the transmitter, he pointed to the needle on the wattmeter as it came to rest on the 100-Watt mark. Don's wife sat next to him watching Buck Rogers' latest adventure on the TV, oblivious to the whole tune-



"Communications via 10 and 2 FM," 10-meter Carfone receiver, Icom 2AT.



Don WB3AXO with 10-meter Carfone transmitter.

up procedure. Obviously the 6146s caused no TVI.

Back to the top of Fig. 1, the block marked "10-meter COR" is the heart of the Pine Grove repeater system. The 10-meter COR looks into the 10-meter receiver squelch circuit. When it sees a 10-meter signal it closes a relay. That relay does 2 things.

First, it turns on the 2-meter transmitter by grounding the PTT line in the 2-meter repeater. The relay also couples 10-meter received audio into the 2-meter repeater transmitter.

When the 2-meter repeater receiver picks up a signal, the 2-meter repeater COR turns on the 2-meter repeater transmitter. At the same time, the 2-meter repeater COR sends a logic

signal back to the 10-meter COR. The relay cuts off audio from the 10-meter receiver. This prevents random noise from being repeated along with 2-meter audio. The action of the 2 CORs gives priority to 2-meter signals over 10-meter signals in the Pine Grove system.

The 10-meter COR used at Pine Grove was taken from a GE Master Pro 4-channel scan head. Any similar COR could be used that turns on when the 10-meter receiver sees a signal.

#### Problems on 10 FM

Back in Pine Grove, Denny told me about some of the misadventures he ran into while putting the new machine on the air.

Finding a 2-meter fre-

quency was relatively simple. Denny searched the 2-meter band using his Kenwood 7800. It was obvious that the only choices fell in the new repeater subband. Denny called Joe WA3GMS, the area frequency coordinator, and talked over a list of 4 proposed frequencies. They agreed on 145.25 MHz for the 2-meter output with a standard input down 600 kHz. Finding the 10-meter pair was a little more difficult.

At the suggestion of a local ham, Denny and Don chose 29.64 MHz for the repeater output with a standard input down 100 kHz on 29.55 MHz. The crystals were ordered for both repeaters and tune-up and testing began in early December. The repeaters were linked and on the air for 2 days when Denny remembers a short QSO he had with a veteran 10-meter FM user.

"It was our second day of operation on crossband. This W7 came on just as I was signing clear with a local station through the 2-meter side of the repeater. I asked the local to pick up the W7 because I had to get to work.

"The W7 said, '...No, I want you, K3SLG.'

"So I asked what I could do for him. He told me in no uncertain words. I can still remember. He said, 'Hey, old man, where are your brains?'

"I asked him if he'd care to explain what he meant. He said, 'I don't know where your brains are... You're on a well-established repeater frequency. Since you guys came on we can't work through the Metroplex repeater.'

"We told him we understood now after some 10-meter operation that 29.64 MHz is probably the most crowded 10-meter frequency and that we planned to move... that we were only testing. But

that really didn't seem to satisfy him."

It was clear early on that finding a good 10-meter pair was going to be much more difficult than finding frequencies on 2 meters. For one thing, Denny found no rigid band plan as on 2 meters.

There are 2 acknowledged simplex frequencies on 10 FM, 29.5 and 29.6 MHz. Four repeater pairs round out the band plan: 29.62 MHz, 29.64 MHz, 29.66 MHz, and 29.68 MHz with respective inputs 100 kHz down on .52, .54, .56, and 29.58 MHz. But with a little more listening, repeaters were also found on 10-kHz splits.

"The repeater pairs given in the band plan were too crowded already for us to fit in..." Denny noted. "So it was like using a shoe horn. We squeezed in on 29.65 MHz and have been having good luck there."

Denny looks at coordinating 10 FM as pretty much an impossible job because of the band conditions.

"What you probably wouldn't tolerate on 2 meters you shrug off on 10-repeater overlaps, heterodynes and simplex operation on the repeater inputs. Coordination on 10 meters has been set at 1500 miles. That's half way across the country. If you take 4 repeater pairs like they have set up and spread them across the country, that gives you very few repeaters.

"That's why we moved to 29.65 MHz," Denny concluded.

The new crossband repeater's problems didn't end with the new frequency. A carrier sweeping across the 10-meter band keys up the repeater on a random basis. Denny and Don found that not only Pine Grove but also other east coast repeaters were being hit by the carrier.

Denny described it to me as "... an erratic series of transmissions like someone coming on frequency with multiple key-ups. The carrier remains there for a second or so, then disappears. Sometimes it sounds like a gunshot."

K3SLG calls the sweeping carrier the repeater's number one problem. Tom GM4HIG in Aberdeen, Scotland, hears it in Europe and terms it "a propagation phenomenon." Operators aren't at all sure if it is related to the Russian woodpecker. Ski W5MYH in Truth or Consequences, New Mexico, reports hearing the sweeping carrier on other east coast 10-meter repeaters.

Denny has considered building a delay into the repeater to prevent the key-ups but concluded that the variable length of time the carrier stays on frequency would probably make the delay useless.

#### Equipment for 10 FM

Listening to stations using the 10-meter side of the repeater reveals quite a mix of rigs. I've heard many Yaesu FT-901s, especially from Europe. The Azden PCS-2800 is another very popular rig used here in the states. The preprogrammed -100-kHz offset makes the rig as easy to use as my Clegg FM-28 on 2 meters.

I've heard of some hams in the York, Pennsylvania, area that have made a club project of 10 FM. It looks like the Pierce-Simpson Tiger 40A is the rig they like to convert. One of their members has a kit available to convert the 40-channel CB rigs to FM. I understand that the kit includes FM limiting and improved squelch action. More about the conversion as it becomes available.

For the present, I plan to operate through the 2-meter side of the repeater by using my Clegg FM-28. I can't forget my Wilson HT either. I have a set of crystals ordered. As soon as they come I'll be working Europe from my desk at work...

#### What's Ahead

Denny tells me that the next step in the crossband repeater's growth is getting it out of his basement and up on the mountain alongside the 146.64-MHz repeater. When that happens, the 145.25-MHz subband repeater and the 10-meter receiver will be housed on the mountaintop.

The final move will bring the 10-meter transmitter from WB3AXO's home up onto the mountain. Denny is negotiating for space at a site about a mile east of the present .64 repeater. He believes that should provide enough horizontal separa-

## 8-POLE Crystal Filters

**ALL YAESU - KENWOOD - HEATH**  
Only \$35 each

MODEL	CW (Hz)				SSB-AM (KHz)				
	BANDWIDTH	250	400	500	600	1.8	2.1	2.4	6.0
<b>Yaesu</b>									
FT-101/F/FR-101	*	*	*	*	*	*	*	*	*
FT-301/FT-7B/620	*	*	*	*	*	*	*	*	*
FT-901/101ZD/107	*	*	*	*	*	*	*	*	*
FT-401/560/570	*	*	*	*	*	*	*	*	*
FT-200/TEMPO 1	*	*	*	*	*	*	*	*	*
<b>Kenwood</b>									
TS-520/R-599	*	*	*	*	*	*	*	*	*
TS-820/R-820	*	*	*	*	*	*	*	*	*
<b>Heath</b>									
ALL HF	*	*	*	*	*	*	*	*	*

**Collins Special 250 Hz FILTER** Only \$90.00 ea.  
Use for 75S-3B/C Equals or Exceeds \$400 Collins Unit

<b>YAESU USE</b> Driver & Final Kit <b>ONLY \$15.00</b> 6JS6C 2 pcs. 12BY7A 1 pc.	<b>KENWOOD USE</b> Driver & Final Kit <b>ONLY \$18.80</b> 6146B GE 2 pcs. 12BY7A 1 pc.	<b>Motorola MRF 455A</b> 2 pcs./\$30.00 <b>Eimac 3-500Z</b> \$95.00 ea.
---	--	--

## RIVERS Electronics

P.O. Box 2876  
Torrance, CA 90509

312

**Call or Write to Order**  
**(213) 539-8961**  
Amateur Dealer  
Inquiries Welcome

tion between transmitter and receiver to avoid desense. The two sites should be close enough, however, to provide a balanced 10-meter repeater for local hams working through the 10-meter side.

The whole system has been designed with simplicity in mind. The cross-

band repeater is open. No special tone control is required to use it.

In K3SLG's words, the crossband repeater "... gives the 2-meter hand-held or mobile operator the capability to work the world. It really gives ham radio an edge when compared with other radio services." ■



Icom 2AT works Europe through the crossband repeater.



Left to right: Denny K3SLG, Don Melnicove, and Dave Lehman WA3ZEG gather in Lehman's Luncheonette to discuss 10-meter DX through the crossband machine.

## A Lot of Hot Air — keeping balloons aloft

If you are wondering what the relationship between hams and balloons is, read on.

It all started in 1979 when Dr. Tom Heinsheimer, an aerospace scientist with a sincere love of ballooning, according to Nate Brightman K6OSC, decided to revive the once-famous Gordon Bennett International Cup Race. The race continued with great popularity through the years 1906 to 1938. World War II quenched the race and nothing was done until 1979 when Dr. Heinsheimer caused its revival. Enter amateur radio!

Nate was approached by

Dr. Heinsheimer to provide help with the logistics. Keeping track of eighteen balloons that might go anywhere strongly suggested a widespread communications group. The Associated Radio Amateurs of Long Beach (ARALB) was challenged to the task and the wheels were set in motion. The Queen Mary W6RO, was the Net Control Station. W6RO is also the club station of the ARALB. Ron Boan AK6Y, the Emergency Coordinator of the Long Beach section of Los Angeles County, organized many volunteers to help with the tremendous number of tasks to be done. Since Mile Square Park in Orange

County, an old Marine Corps Air Station, was chosen for the launch site for the 1980 race, the Orange County amateur radio clubs filled many of the positions as launch control checkpoints, net control operators, and observers.

This year, 1981, the race expanded under the leadership of Ron Boan, myself, and Joe Brown W6UBQ, SEC of Riverside and San Bernardino counties ARES groups. Two objectives were put to the test. The first objective, of course, was to provide communications for the race. The second was to handle the traffic, assign the personnel, etc., in the format of an ARES drill.

Mile Square Park was the starting point of the communications. Their assignment was to report via 145.52 simplex the actual time of launch of the balloons, or if there was a malfunction and delay, to report that also to net control. Since the balloons were to start launching at about 0900 on Saturday, April 25, everybody was in position and ready to start communications at 0600.

Some of the operators that helped at Mile Square Park on Saturday morning were: Al KA6IJJ, Glenn N6AFZ, Carol KA6JMW, Walt WB6RQT, Bob KE6C, Hector WB6WLB, Scott KE6B,



Launch-site communications for the Gordon Bennett International Cup Race were headed up by Ron AK6Y from his RV.



Next to the RV command center was the Orange County Sheriff's Department who maintained contact with the hams for emergency coordination.



The eventual winner, Benihana, from Japan. Each balloon used an individual launch pad.



Sandi WA6WZN, Herm K6TSM, and Jim W6PGM "manning" two meters.

Chuck KD6BX, Rosie WD6ERM, Jim KB6EX, John WA6HIJ, Chuck WB6ZAL, Dan WD6AWG, George N6AWF, Bob KA6CSS, Herb WB6USF, Paul N6DWR, Ken N6CCE, Bart W6CKT, Frank WB6JBV, Chuck WB6QKW, and Bob K6PHE. Ron AK6Y headed up the park operators from his RV. The various support groups, such as the Orange County Sheriff's Department, kept in constant touch with the hams in case of unexpected landings in the nearby area.

I might mention at this time that the Keller Peak Repeater, WB6FUB/R, which has a fantastic coverage of southern California, was turned over to the Balloon Race to provide the widespread communications link out of the park to net control and the observers. WB6FUB/R repeater is basically an ARES machine and its use provided an exercise in its coverage and the discipline of its users.

Net control, which interfaced Mile Square Park to the rest of the world, was located at the Orange County Communications Center located in the City of Orange, California, some 8 or 9 miles east of the Park. From this point, the launch information provided by the Park, such as balloon colors, markings, and headings, were transmitted through the repeater to the observ-

ers. They used both repeater frequencies of 146.985 and 223.80 MHz.

The hams manning net control over the weekend were: Don WB6GBW, Tom KA6MZN, Willis WB6WHT, Alex W6RE, Bob WA6SKE, Judi WB6SKE, Maggy KA6CVQ, Tom W6HT, Sherwood WD6CZE, Ed N6AEY, Fred K6KNC, Bill KB6HK, Judy KA6FBI, Gerald W6PCI, Frank KA6BUX, Bob KD6CF, Gordon W6SGI, Bob KD6DA, Rosemarie N6BCY, Mark KJ6H, Pat KA6ENG, Bob WB6FCP, Archie WD6CSL, Al KA6BNI, Lyle N6LB, Esther WA6UBU, and Bill W6TNR.

Since the balloons were intending to travel long distances, contact between our net control in Orange County and California's neighboring states was essential. The amateur radio station of K6RTR has a phenomenal "hot spot" for a straight shot to the Kingman, Arizona, repeater, WR7AEL. Del K6RTR, along with Ernie WA6FOW, Robin KA6HNY, and John KA6HRK provided this link to net control.

The prevailing winds across Orange County are marine onshore breezes from the Pacific Ocean toward the east. Since the balloons can be controlled only up and down, they are at the mercy of the wind direction. This means that the balloons



Activity at the Orange County Communications Center.

must gain sufficient altitude in a relatively short distance to clear the tops of the Chino Hills and eventually the San Gabriel mountains. The San Gabriels reach 7,000 to 10,000 feet in certain locations. The chance that a balloon might not clear a hill or mountain made it mandatory that observers be stationed at the high points to watch for unscheduled landings.

Observers were stationed at strategic high points throughout Orange, Riverside, and San Bernardino counties. The following hams headed for the hills with their mobile units using portable beams, quads, or whatever it took to get into WB6FUB/R: Ted KB6IW, Jim WB6UIG, Oscar KA6GJI, Charlie WB6LKW, Roger WB6ARK, George W6LJK,

Randy WA6WVJ, Sterling KD6Z, Jim WB6BZW, John KB6PT, Larry N6BNM, Dale WA0NKE/6, Gary WB6GCT, Clancy WA6HNQ, Lloyd WB6ULU, and Sid N6AQC. Fortunately, no balloons came down in the southern California area so no rescue operations were needed.

The winning balloon was the *Benihana* of Japan, traveling 1,346 miles to Millerton, North Dakota. Second was the US *Rosie O'Grady*, which landed 634 miles away in Myton, Utah. Third was another US balloon, *Ghost Rider*, landing in Nephi, Utah, 458 miles away.

Next year's Gordon Bennett balloon race will be on the weekend of April 24, 1982, and of course there will be hams and balloons once again. ■

# If You Want The Very Finest Repeater or Link System Available - Go With Spectrum

*Each Unit Virtually Custom Made!  
Available With Full Autopatch*



### Features

- Low Noise/Wide Dynamic Range Front End for Excellent Sensitivity & IM Rejection.
- Sensitivity: 0.3uV Typ.
- 12 Pole IF Filter, & 8 Pole Front End Filter.
- Full Metering, Lighted Status Indicators/Control Push-buttons, Btry. Power Input, AC Pwr. Supply, CW IDer, etc., etc.

SCR1000  
& SCR4000  
ARE FCC TYPE  
ACCEPTED  
for Commercial  
Services

**30 or 75W on 2m!**  
**35 or 65W on 220 MHz**  
**40W on 450 MHz**

Made In U.S.A.

CALL ABOVE FOR EMERGENCY RUSH SERVICE

**It takes a full month to make a Spectrum Repeater.** Virtually every part and subassembly, right down to the smallest detail, is carefully tested and assembled by hand. There is no mass production involved. All of the assembly and testing is done with great precision by our experienced personnel.

This assures you of the finest quality unit available. One that's been designed, built, tested and sold with good 'old fashioned' American ingenuity, care, and attention to detail. This is equipment that's ultra-reliable—and an excellent investment. Equipment that you'll be proud to own years from now. Call or write our friendly sales people today!

Shown in Optional Cabinet

Available with all of the features you want—Full Autopatch/Reverse Patch/Land-Line Control; Tone Control of various repeater functions; "PL"; "Emergency Pwr. I.D."; various Tone & Timer Units, etc. PLUS—the finest Duplexers, Cabinets, Antennas, Cables, etc. Our Repeaters are sold factory direct only, or through Foreign Sales Reps. Get your order in A.S.A.P.!

Commercial Business Radio Dealer Inquiries Invited

180 Day Warranty

Call or write today and get the details!



## SPECTRUM

Export Orders — Contact our International Dept.

1055 W. Germantown Pk., Dept. S9



# COMMERCIAL MOBILE & BASE TRANSCEIVERS

## 136-174 MHz

### Features

- 6 channels.
- 0.28 uV Rcvr. Sens.
- 8 Pole Crystal & 4 Pole Ceramic IF Filtrs.
- Beautiful Audio—RX + TX.
- Provision for CTCSS.
- Panel LEDs for PWR, Xmt; Busy
- Very Reasonable Price!

**PCL250 40 Wt. Mobile Unit** **FCC TYPE ACCEPTED**

\*"Super Rugged" Housing  
Solid 1/2" Thk. Aircraft Aluminum!



## 220-240 MHz (Commercial Export and Amateur)

- Very attractive woodgrain housing



- Built-in AC Power Supply
- Front Panel Status Indicator Lights ("AC PWR.", Transmit, "RX BUSY")
- Optional Rcvr. Scanning Function Available


**PCL300 40 Wt. Base Station**

## SPEC COMM REPEATER BOARDS & SUB-ASSEMBLIES

These are Professional "Commercial Grade" Units—Designed for Extreme Environments (-30 to +60° C).

All equipment assembled & tested. For 2M, 220 MHz & 450 MHz!

**SCR200 & SCR 450 BOARD**



10M ALSO AVAILABLE



### SCR200 VHF Receiver Board


- **Totally New Advanced Design!**
- 8 Pole Front End Filtr. + wide dynamic range—reduces overload, spurious Resp. & IMs!
- Sens. 0.3 uV/12dB SINAD typ.
- Sel. -6dB @ ± 6.5 KHz. -130dB @ ± 30KHz. (8 Pole Crystal + 4 Pole Ceramic Filtrs.)
- 'S Meter' Discriminator & Deviation Mtr. Outputs!
- Exc. audio quality! Fast squelch! w/0.0005% Crystal. ("Super Sharp" IF Filtr. also avail.)

### SCR200 Receiver Assembly

- SCR200 mounted in shielded housing
- Completely asmbld & tested, w/F.T. caps, SO239 conn.
- As used in the SCR1000. Ready to drop into your system!

### SCR450 UHF Receiver Bd. or Assy.

- Similar to SCR200, except 420-470MHz



### SCAP Autopatch Board

- Provides all basic autopatch functions
- Secure 3 Digit Access; 1 Aux On-Off function, Audio AGC; Built-in timers; etc. Beautiful Audio!
- 0/1 inhibit bd. also available
- Write/call for details and a data sheet

### RPCM Board

- Used w/SCAP board to provide "Reverse Patch" and Land-Line Control of Repeater
- Includes land line "answering" circuitry

### ID250 CW ID & Audio Mixer Board

- Adjustable ID tone, speed, level, timing cycle.
- 4 Input AF Mixer & Local Mic amp.
- COR input & xmtr. hold circuits.
- CMOS logic; PROM memory—250 bits/channel.
- Up to 4 different ID channels!
- Many other features Factory Programmed



FL-6

### FL-6 Rcvr. Front-End Preselector

- 6 Hi Q Resonators with Lo-Noise Transistor Amp (2M or 200MHz).
- Provides tremendous rejection of "out-of-band" signals w/out the usual loss! Can often be used instead of large, expensive cavity filters.
- Extremely helpful at sites with many nearby VHF transmitters to "filter-out" these "out-of-band" signals.

### CTC100 Rptr. COR Timer/Control Bd.

- Complete solid state control for rptr. COR, "Hang" Timer, "Time-Out" Timer, TX Shutdown/Reset, etc.
- Includes Inputs & Outputs for panel controls & lamps

### Repeater Tone & Control Bds.—For SCR1000/4000 & CTC100/ID250 only

#### TRA-1 "Courtesy Tone Beeper" Board

- Puts out a tone beep apx. 1 sec. after RX sig. drops—thus allowing time for breakers
- Resets T.O. Timer after "beep"

#### TMR-1 "Kerchunker Killer" or "Time Out Warning Tone" Bd.

- For One of above 2 functions
- "Kerchunker Killer" provides adj. delay (0-10 sec.) for initial rptr. access. Auto-Reset at end of QSO.
- T.O. Warning Tone provides alerting "warble tone" apx. 10 sec. before "time out."



### PSM-1 Repeater Power Supply Mod Kit

- For SCR-1000 or SCR-4000
- Replaces Darlington Pass Tr.—for improved reliability
- Includes new overvoltage "Crowbar" shut-down circuit.
- Complete kit, w/assembled PC board. \$19.50 + \$2.50 SH.

### PRM200 Power Supply Filter Cap/Regulator/Metering Board

- As used in the SCR1000 as main part of 13.8VDC/8A Pwr. Sply.
- Includes 14,000 µF Filter Cap, Reg. IC and Driver Trans., V/I Meter shunts and cal pots.
- Requires Xfmr., Br. Rect., Pass Tr./Heat Sink (Opt. Meter) for complete sply.



### SCT410 XMTR. ASSY.

#### SCT110 VHF Xmtr/Exciter Board

- 7 or 10 Wts. Output. 100% Duty Cycle!
- Infinite VSWR proof.
- True FM for exc. audio quality.
- Designed specifically for continuous rptr service. Very low in "white noise."
- Spurious -70 dB. Harmonics -60 dB.
- With .0005% xtal.
- BA-10 30 Wt. Amp board & Heat Sink, 3 sec. L.P. Filter & rel. pwr. sensor. BA70 75 Wt. unit also available.

#### SCT110 Transmitter Assembly

- SCT110 mounted in shielded housing.
- Same as used on SCR1000.
- Completely asmbld. w/F.T. caps, SO239 conn.
- 7, 10, 30, or 70 Wt. unit.

#### SCT410 UHF Transmitter Bd. or Assy.


- Similar to SCT110, 10 Wts. nom.
- Avail. w/ or w/o OS-18 Super High Stability Crystal Osc./Oven.
- BA-40 35W. min. UHF Amp. Bd. & Heat Sink.

#### PCB-1 Xmtr. Power Control Board

- For SCT110 or SCT410 Exciters
- Varies B+ to control Pwr. Out
- Switchable Hi, Low, or Med. Pwr. out, locally or remotely. Adj. levels.

#### TTC100 Touchtone

#### Control Board



Interface to any radio or of system!

- 3 digit ON, 3 digit OFF control of a single system function. Or, (optional) 2 functions (2 digits ON/OFF each).
- Can be used to pull in a relay, trigger logic, etc.
- Typically used for Rptr. ON/OFF. HI/LO Pwr., P.L. ON/OFF. Patch Inhibit/Reset, etc.
- Stable, anti-falsing design. 5s Limit on access.
- For Add'l Function(s)—Add a "Partial TTC" Board.

# COMMUNICATIONS CORP.

Call, or Send for Data Sheets!

Inquire about 'surplus' 2M & 220 TX Boards. 1/2 Price!

Norristown, PA 19401 • (215) 631-1710

# The DS2050 KSR RTTY Terminal

## — top performance at a bottom price from HAL

For those of us who have only become interested in RTTY and are looking for equipment, there are only three alternatives worthy of serious consideration. The first is to build the equipment yourself. Sure to earn you the admiration of your friends, building is time-consuming if you want your station to enjoy the sophistication that is now taken for granted in commercial RTTY products.

The second alternative is to buy a microcomputer, some software, and an interface designed to mate

the computer with your ham equipment. The advantage to this approach is that you have a computer that will play games with you or even do serious work when you aren't on the air. The disadvantage is that such systems are still comparatively expensive.

The final alternative is a dedicated system that is designed specifically for RTTY. The dedicated terminals available now offer a high level of sophistication at a very reasonable price. You take one out of the box, plug it into the rig,

and you are on the air. If the manufacturer provides a cable set for your rig, you can unpack the stuff and be done with your first contact in less than twenty minutes! The HAL DS2050, an excellent example of such a terminal, is the subject of this review.

For those really new to RTTY, a little history is in order. HAL has been producing the DS2000 terminal and the ST5000 demodulator for several years; the pair sold in such quantities that it seemed only logical to put them in a single en-

closure. Since there was plenty of room in the DS2000 for another circuit board, the DS2050 KSR was born. At a list price of \$649.00, it offers a lot of RTTY performance at a relatively low cost. What will it do? I thought you'd never ask!

### The Features

The DS2050 is essentially a Z-80-based electronic data terminal and a RTTY demodulator in a single package. Transmit and receive text is displayed on a video monitor (available from HAL), so the various noises associated with mechanical RTTY are blissfully absent. The DS2050 is capable of communicating in three different modes—Morse, Baudot, and ASCII. It will transmit Morse at speeds from one to 175 wpm (Morse at one wpm is good for a couple of laughs!). Baudot is supported at your choice of five speeds, 60, 66, 75, 100, and 132 wpm, and ASCII will zip along at either 110 or 300 baud. Morse also can be decoded and displayed on the screen if the Morse-receive option is installed.

The DS2050 was designed with convenience in



The DS2050 KSR RTTY terminal.

Continued on page 120

# Hustler Tribander 3-TBA

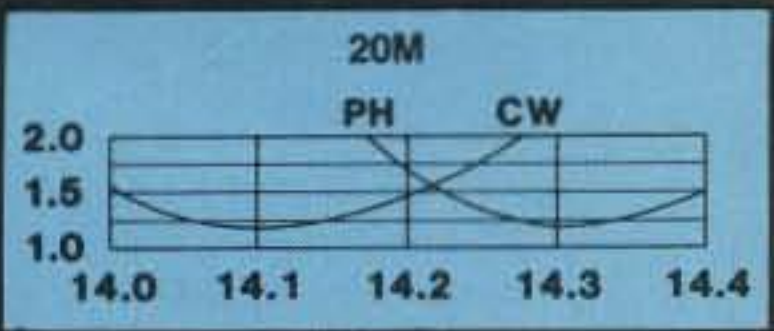
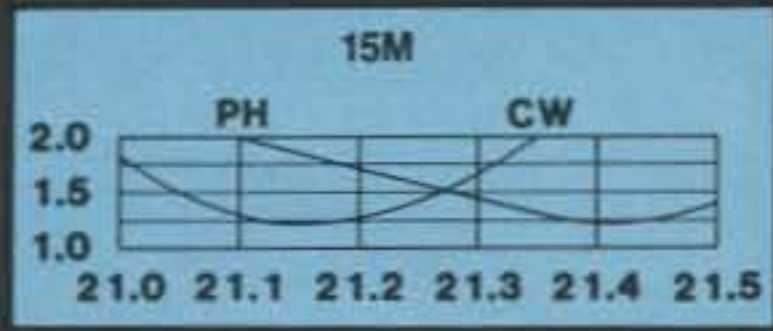
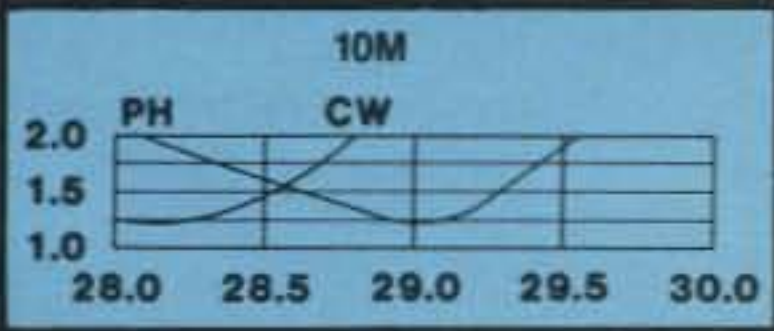

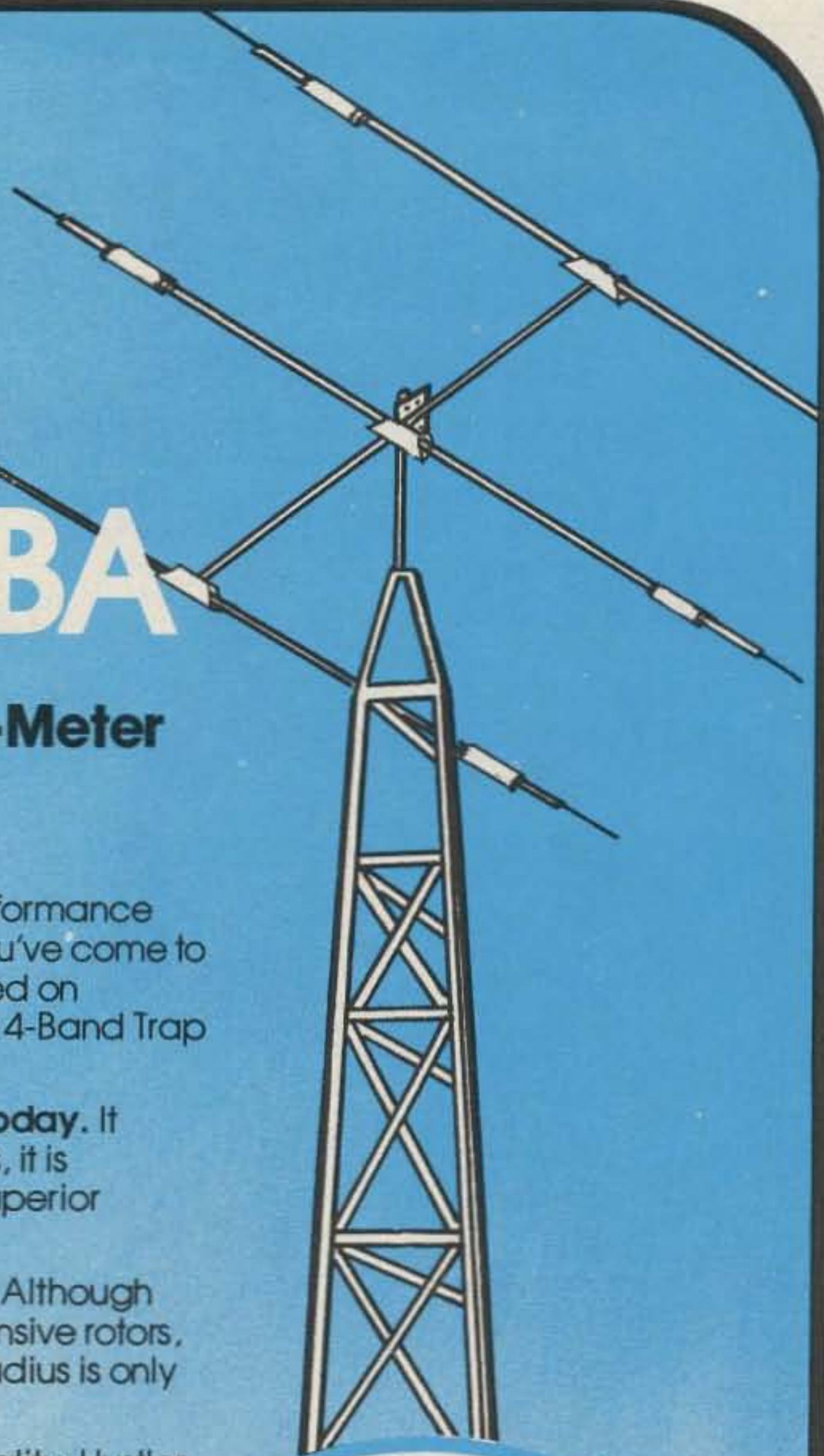
**The Rugged, Reliable 10, 15, and 20-Meter Yagi You've Been Waiting for Is Now Available.**

This exciting new tribander sets the pace for dependable performance with its two in one trap design — and the solid construction you've come to expect from Hustler. In fact, its durable design is partially based on concepts used in the time-tested and world-renowned Hustler 4-Band Trap Vertical.

**The 3-TBA is the smallest full-featured tribander available today.** It offers excellent front to back ratio and SWR at resonance. Plus, it is engineered to provide the widest possible bandwidths with superior power handling capacity.

A special heavy-duty saddle prevents mechanical distortion. Although light enough to ship UPS, and enable use of smaller, less expensive rotors, the 3-TBA can manage windloads up to 100 MPH! Its turning radius is only 14 feet.


All in all, you can't surpass the Hustler 3-TBA for top triband quality: Hustler — still the standard of performance.



For more information on this and other fine Hustler amateur radio products, contact:



3275 North "B" Avenue  
Kissimmee, Florida 32741

An  Company

# AEA

Brings you the breakthroughs!

## MODEL MM-1 MORSEMATIC

COMPUTERIZED KEYS

GREAT FOR CONTESTING,  
DX OR CODE PRACTICE.

**\$199.95**



- CK-1 CONTEST KEYS \$129.95
- MK-1 STANDARD KEYS \$79.95
- MT-1 MORSE TRAINER \$99.95
- KT-1 MORSE KEYS/TRAINER \$129.95
- ME-1 MEMORY EXPANSION BOARD FOR MM-1 KEYS \$59.95
- AC-1 600 Ma. A.C. SUPPLY FOR MM-1 KEYS \$14.95
- AC-2 350 Ma. A.C. SUPPLY FOR ALL OTHER KEYS \$9.95

WRITE FOR COMPLETE SPECIFICATIONS  
WE STOCK KENWOOD, ICOM AND YAESU.  
WRITE FOR COMPLETE CATALOG

### HAND HELD TRANSCEIVERS:

- YAESU FT-207R 2 METER \$269.95
- ICOM IC-2AT 2 METER \$242.50
- KENWOOD TR-2400 2 METER \$375.00
- TEMPO S1T 2 METER \$275.00

### ISOPOLE VHF ANTENNAS

- ISOPOLE-144 JR. BASE ANTENNA \$39.95
- ISOPOLE-144 BASE ANTENNA \$49.95

No Sales Tax  
in Montana.

Finally — a properly decoupled antenna with superior performance at a reasonable cost. Raise more repeaters or increase your simplex distance!

**CALL TODAY 406-259-9554**  
**CONLEY RADIO SUPPLY**  
318 N. 16th St. Billings, Montana 59101

# NOW!

**HAL Communications Is Proud To Announce That Our Amateur Radio Products Are Being Stocked At The Following Leading Amateur Dealer Stores:**

#### EASTERN UNITED STATES:

AMATEUR ELECTRONICS SUPPLY  
28940 Euclid Ave.  
Wickliffe, OH 44092  
(216) 585-7388

ELECTRONICS INTERNATIONAL SERVICE CORP.  
11305 Elkin Street  
Wheaton, MD 20902  
(301) 946-1088



#### MIDWEST UNITED STATES:

AMATEUR ELECTRONICS SUPPLY  
4828 W. Fond du Lac Ave.  
Milwaukee, WI 53216  
(414) 442-4200

DIALTA AMATEUR RADIO SUPPLY  
212 - 48th Street  
Rapid City, SD 57701  
(605) 343-6127

UNIVERSAL AMATEUR RADIO  
1280 Aida Drive  
Reynoldsburg, OH 43068  
(614) 866-4267



#### WESTERN UNITED STATES:

AMATEUR ELECTRONICS SUPPLY  
1072 N. Rancho Drive  
Las Vegas, NV 89106  
(702) 647-3114

CW ELECTRONICS  
800 Lincoln Street  
Denver, CO 80203  
(303) 832-1111

HENRY RADIO, INC.  
2050 S. Bundy Dr.  
Los Angeles, CA 90025  
(213) 820-1234

#### SOUTHERN UNITED STATES:

ACK RADIO SUPPLY COMPANY  
3101 4th Ave. South  
Birmingham, AL 35233  
(205) 322-0588

AGL ELECTRONICS  
13929 N. Central Expwy  
Suite 419  
Dallas, TX 75243  
(214) 699-1081

AMATEUR ELECTRONIC SUPPLY  
621 Commonwealth Ave.  
Orlando, FL 32803  
(305) 894-3238

AMATEUR ELECTRONIC SUPPLY  
1898 Drew Street  
Clearwater, FL 33515  
(813) 461-4267

AMATEUR RADIO CENTER  
2805 N.E. 2nd Ave.  
Miami, FL 33137  
(305) 573-8383

BRITT'S TWO-WAY RADIO  
2508 N. Atlanta Rd.  
Bellmount Hills  
Shopping Center  
Smyrna, GA 30080  
(404) 432-8006

GISMO COMMUNICATIONS  
2305 Cherry Road  
Rock Hill, SC 29730  
(803) 366-7157

MADISON ELECTRONICS  
1508 McKinney Ave.  
Houston, TX 77010  
(713) 658-0268

N & G DISTRIBUTING CORP.  
7201 N.W. 12th Street  
Miami, FL 33126  
(305) 592-9685


RAY'S AMATEUR RADIO  
1590 US Highway 19 South  
Clearwater, FL 33156  
(813) 535-1416

**Call Or Stop-In And See  
HAL Equipment At Your  
Favorite Amateur Dealer.**

Write today for HAL's latest RTTY catalog.

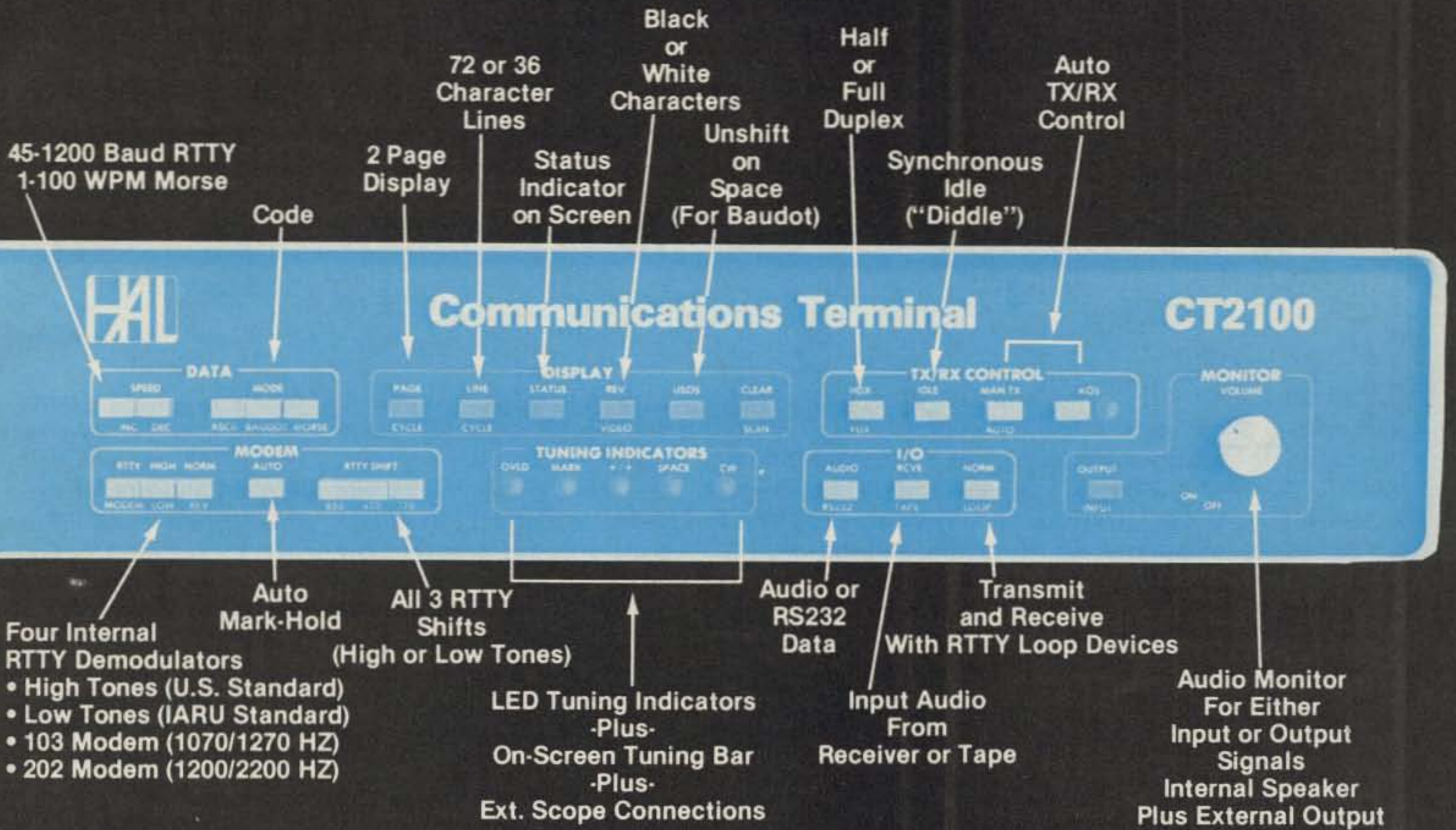


**HAL COMMUNICATIONS CORP.**  
Box 365  
Urbana, Illinois 61801  
217-367-7373



# CT2100

## HAL Puts MORE Behind The Buttons



### CT2100 System:

- CT2100 Communications Terminal
- KB2100 Keyboard
- Video Monitor
- Printer (300Bd Serial ASCII-MPI-88G)
- RM2100 Rack Adapter
- MSG2100 2000 Character "Brag Tape" ROM

- 24 Line Display
- 2 Pages of 72 Character Lines
- OR-
- 4 Pages of 36 Character Lines
- Split Screen (with KB2100)



345  
 HAL COMMUNICATIONS CORP.  
 Box 365  
 Urbana, Illinois 61801  
 217-367-7373

**NOW! HAL Equipment is in stock at leading Amateur Dealers.**

# The Welz SP-300 Swr and Power Meter

— a little digging for this meter is worth the effort

**B**ehold, there are swr meters thick upon on the Earth, but a truly great one is as rare and elusive as a camel without bad breath. So says a ham friend of mine from SU-land, and, you know, he's right! There must be at least a thousand different swr meters available, but of all these, I can count the ones which do everything well on the fingers of one hand.

It seems that there are two basic varieties of swr meters. The most common is the box with a two-position switch marked forward

and reflected, and a sensitivity control. You flip your rig into the transmit mode, set the switch to forward, and adjust the control to full-scale. Flip the switch to reflected, and you can read swr directly. Neat, except that the thing is only good for relative measurement of power output.

I can think of several situations in which I need to measure absolute power output, and for this, I need a meter with a calibrated scale. Such meters have the same switch as the first example, but they dispense

with the sensitivity control. The meter tells you how many Watts are going out, and how many Watts are being reflected. Theoretically, you still have the little chart that came with the meter, so you look up the two values and, bingo, you know what the swr is.

This method gets old fast when you are using the meter to set an antenna tuner, particularly when using a solid-state transmitter, since output of these varies with swr. You will be misled unless you look up the swr on the stupid chart every

time you adjust something.

There are a few meters that offer the best of both worlds, and one of these is the Welz SP-300. Now, I won't feel bad if you've never heard of Welz, since their products haven't been available in the US until recently. The Welz meters enjoy a sterling reputation in Europe and Japan, but the only US distributor that I know of is NCG Company of Anaheim, California.

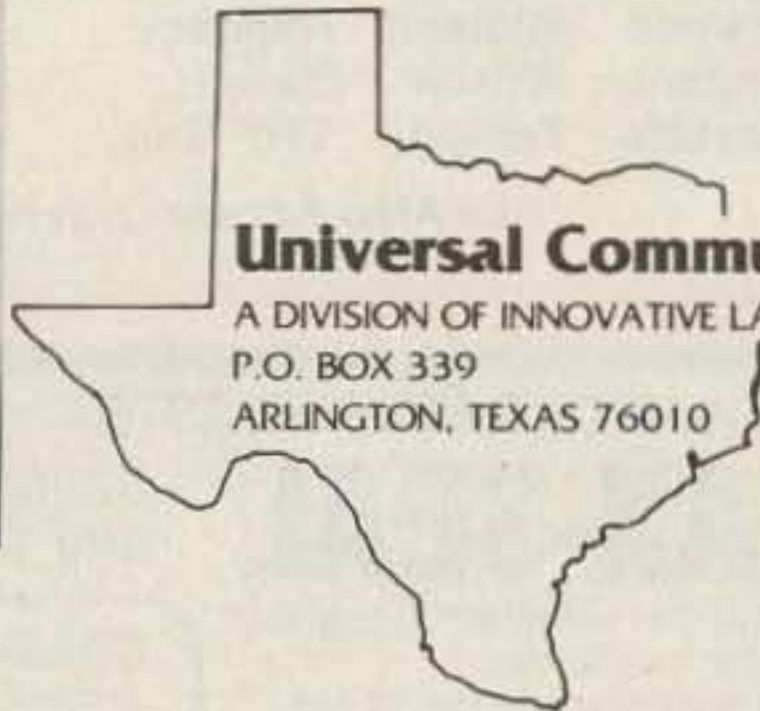
Welz offers a wide variety of meters, and the SP-300 that NCG imports is their best model. As you can see in the photograph, it doesn't look that much different from any other meter, but don't let that fool you. This meter is first cabin all the way. The first hint I got of its quality was when I pushed the buttons and rotated one of the pots. I'd forgotten how good expensive controls feel! The all-metal construction gives the meter a satisfying heft, which, aside from feeling good, keeps it from disappearing over the back of the table, as lightweight meters in my shack are wont to do.

I popped off the cover and was rewarded with a view of a lot of serious shielding—the meter, swr



The Welz SP-300 power and swr meter.

Continued on page 146



**Universal Communications**

A DIVISION OF INNOVATIVE LABS, INC.  
P.O. BOX 339  
ARLINGTON, TEXAS 76010

**DEBORAH L. FRANKLIN**  
VICE PRESIDENT  
GENERAL MANAGER

**J. S. FRANKLIN**  
PRESIDENT

Deborah and Steve Franklin here at Universal Communications would like to share our *first anniversary* of doing business with you.

As our second year starts we hope to maintain our line of quality products, and to introduce new ones as they are needed in the Amateur and Experimenter fields.

To help us celebrate the success of our first year, and the beginning of our second, we invite you to take advantage of the *price reduction* on some of our proven products, shown below.

*I would like to thank especially my wonderful wife for her contributions, and for making this business possible.*

*J. S. Franklin*

**SUPERVERTER I.....\$99.95**

The ultimate in converter technology! Dual stage selective preamp, mixer, i.f. amplifier and no-drift crystal controlled oscillator. This unit is better than any commercial unit in use today.

**SELECTIVE PREAMP.....\$44.50**

This new unit is not like the competitor's wide band preamps. This unit really works! Can be used with any converter to significantly improve reception. Easily adapted to our competitor's boards or added on to our board.

**2300 MHZ CONVERTER KIT.....\$38.50**

complete with PC board, parts and 10 page instruction book.

**2300 MHZ COMPLETE CONVERTER BOARD**

assembled and tested **\$55.00**

**POWER SUPPLY, 3 "F" CONNECTORS.. \$24.95**

deluxe metal case

**2300 MHZ YAGI CIGAR ANTENNA.....\$25.00**

33 elements. Stronger than the loop Yagi, equal in gain.

**4-FOOT DISH ANTENNA.....\$49.95**

Complete with two-section frame (shippable by U.P.S.) hardware, wire, and mounting bracket.

SUPERVERTER ATV TRANSMITTER FOR 2300 MHZ AND SATELLITE TV RECEIVERS WITH A COMPLETE LINE OF HIGH PERFORMANCE ACCESSORIES.

**TERMS: COD, Money Order, Bank Cards**  
**HOURS: 8:30-4:30 CDST**

**(817)-265-0391 (800)-433-5172**

Our product may be copied, but the performance is never equalled.

**UNIVERSAL COMMUNICATIONS** P.O. Box 339  
Arlington, TX 76010

# LOW COST PARTS

**KEY SWITCH**  
S.P.S.T.  
125 VOLTS  
RATED 4 AMPS  
\$3.50 EA.

**D.P.D.T. CENTER OFF**  
**MINI TOGGLE**  
ON-OFF-ON  
RATED 5 AMPS  
@ 120 VOLTS  
\$2.00 EACH

**DPDT RELAY**  
AROMAT 12 VDC  
HL2-P-DC12VDC  
compact size  
10 amp contacts  
P.C. mount  
\$3.00 each

**TRANSFORMERS**  
120 volt primaries  
6 VOLTS at 150 mA \$1.25  
12 V.C.T. at 500 mA \$2.50  
16.5 V. at 3 AMPS \$6.50  
18 VOLTS at 1 AMP \$4.50  
25.2 VCT at 2.8 AMP \$5.50

**440/220 TO 110 VOLT TRANSFORMER**  
SOLA # HT1B2100  
440 or 220 volts to 110 volts  
Rated 100 VA  
\$15.00

SEND FOR FREE CATALOG!

**12 VOLT D.C. ALARM BELL**  
bright red color  
ideal for alarms  
6 in. dia. bell  
loud ring  
\$15.00 ea.

**SUPER SMALL PHOTO-FLASH**  
170 MFD 330 VOLT  
1 1/4" x 7/8"  
2 for \$1.50  
10 for 7.00

**RFI LINE FILTER**  
for line to line & line to ground noise suppression  
CORCOM # 10K6  
Rated: 10 amp  
115/250 v  
50-400 hz  
\$3.75 ea.  
10 for \$35.00

**50K SLIDE POT**  
Knots for Slide Pots 20¢ each  
75¢ each audio taper  
3 1/2 inch long - 2 3/4 inch slide

**22/44 EDGE CONNECTOR**  
TIN SOLDER TAIL .156" x .200"  
LARGE QUANTITIES AVAILABLE  
\$1.35 each 10 for \$12.50

**4PDT RELAY**  
14 pin style  
3 amp contacts  
24 volt d.c. or 120 volt a.c. coil  
Used but fully tested  
\$1.70 EACH  
specify coil voltage  
LARGE QUANTITIES AVAILABLE  
SOCKETS FOR RELAY 50¢ each

**4PDT PRINTED CIRCUIT 12 VDC**  
14 pin style  
3 amp contacts  
BRAND NEW P.C. Mount  
\$2.75 EA.

**MINI SIZE S/S BUZZERS**  
1 1/2 to 3 volts WITH WIRE LEADS 75¢ each  
1 1/2 to 3 volts WITH PIN TERMINALS 75¢ each  
3 to 7 volts WITH PIN TERMINALS 75¢ each

**COMPUTER GRADE CAPACITORS**  
NEW  
1,700mfd 150 VDC \$2.00  
2 1/2" DIA X 4 3/4"  
6,400mfd 60 VDC \$2.50  
1 3/8" DIA X 4 1/4"  
11,500mfd 18 VDC \$1.50  
1 3/8" DIA X 3 1/4" HIGH  
22,000mfd 15 VDC \$2.50  
2" DIA X 2 1/2" HIGH  
52,000mfd 15 VDC \$3.00  
2" DIA X 4 1/2" HIGH  
20 000 mfd 25 VOLTS  
2" DIA. X 2 1/2" HIGH \$2.00  
22 000 mfd 40 VOLTS  
2" DIA. X 6" HIGH \$3.00  
CLAMPS TO FIT CAPACITORS 50¢ ea.

**FLASHER L E D**  
Litronix FRL-4403  
diffused red led with built in flashing unit T 1 1/2 package - pulse rate 3hz @ 5v 20 ma.  
2 for \$1.70

**SUB MINI L.E.D.**  
.079" x .098"  
20mA at 1.75v  
10 for \$1.00  
200 for \$18.00  
400 for \$32.00  
1000 for \$70.00

**BI-POLAR L.E.D.**  
THREE COLOR IN ONE LED.  
RED ON DC, GREEN ON REVERSE DC, YELLOW ON AC.  
2 FOR \$1.70

**L.E.D.'s**  
RED JUMBO DIFFUSED 10 for \$1.50  
GREEN JUMBO DIFFUSED 10 for \$2.00  
YELLOW JUMBO DIFFUSED 10 for \$2.00

**RECHARGABLE SEALED LEAD-ACID BATTERIES**


6 VOLTS 3 AMP/HR  
2 5/8 X 1 1/2 X 5 IN. \$7.50  
6 VOLTS 6 AMP/HR  
3 1/2 X 2 X 4 1/2 IN. \$10.00  
6 VOLTS 7 1/2 AMP/HR  
4 1/2 X 2 X 4 1/2 IN. \$12.50

## ALL ELECTRONICS CORP.

905 S. Vermont Ave.  
P.O. BOX 20406  
Los Angeles, Calif. 90006  
(213) 380-8000

Mon. - Fri. Saturday  
9 AM - 5 PM 10 AM - 3 PM

**TERMS** ✓20  
• Quantities Limited  
• Min. Order \$10.00  
• Add \$2.00 Shipping USA  
• Calif. Res. Add 5%  
• Prompt Shipping



# WE'RE ROLIN IN CRYSTALS!

2 Meter Crystals — \$3.95 each  
(10 or More — \$3.50 each)  
Quick Delivery

We Stock Crystals For:

Clegg Drake Icom  
Kenwood Midland Regency  
Standard Wilson Yaesu  
Lafayette Tempo VHF Eng

Rollin Distributors

P.O. Box 436 Department 7  
Dunellen, N.J. 08812  
201-469-1219

(We Also Accept Orders For Custom Crystals.)

NEW, MOLDABLE PLASTIC

## COAX-SEAL®


Seals coax fittings from moisture and corrosion

- Only material that will adhere to poly vinyl or vinyl outer coax jackets.
- Forms and seals over odd shaped and difficult fittings.
- Non-contaminating and non-conductive.
- Wide ambient temperature range (-30°F to +180°F).
- Stays flexible for years thus insuring moisture proof connections.
- Reuseable - allows you to quickly disconnect fittings and reseal them with the same material.
- A must for satellite TV - microwave work - wire antenna at solder joints - in the shack.

Packaged in convenient 1/2" x 60" roll.  
2 rolls \$4.00 post paid. ✓407

DEALER INQUIRIES WELCOME

COAX-SEAL®... the new space age material that is quick and simple to apply. Remove backing from approximately 6" of plastic. Wrap outer covering toward fitting. After wrapping, knead to form a smooth surface and force out air. EFFECTIVE - FOOL PROOF - INEXPENSIVE.



Universal Electronics, Inc.  
1280 Aida Drive, Reynoldsburg, Ohio 43068

# Valor's comm X™ and omni-gain™

quality amateur mobile antennas  
Valor's "comm-X" and "omni-gain" antennas are 5/8 wave length design, rated at 200 watts. Both have a typical gain of 3dB over 1/4 wave standard. Adjustable whips allow field tuning for optimum VSWR, typically 1.5:1 or less at resonance. Chrome-plated brass ferrule fits standard 3/8-24 mount. Omni-gain antennas have a unique matching section that eliminates copper coil for maximum efficiency.

MODEL	FREQ.	LENGTH
CX-144	144-148 MHZ	52"
CX-220	220-225 MHZ	35"
OG-146	144-148 MHZ	48"
OG-220	220-225 MHZ	32"

Omni-gain also available in base station models  
Write for Valor's full-line amateur catalog.

VALOR ENTERPRISES, INC.

West Milton, Ohio 45385 ✓422  
(513) 698-4194  
Outside Ohio: 1-800-573-2197



CX-144

OG146



# HI-Q BALUN

- For dipoles, yagis, inverted vees & doublets
- Replaces center insulator
- Puts power in antenna
- Broadbanded 3-40 MHz
- Small, lightweight and weatherproof
- 1:1 Impedance ratio
- For full legal power and more
- Helps eliminate TVI
- With SO 239 connector



**\$10.95**


## HI-Q ANTENNA CENTER INSULATOR



Small, rugged, lightweight, weatherproof  
Replaces center insulator  
Handles full legal power and more

**\$5.95** With SO 239 connector

## HI-Q ANTENNA END INSULATORS



Rugged, lightweight, injection molded of top quality material, with high dielectric qualities and excellent weatherability. End insulators are constructed in a spiral unending fashion to permit winding of loading coils or partial winding for tuned traps.

- May be used for
- Guy wire strain insulators
  - End or center insulators for antennas
  - Construction of antenna loading coils or multiband traps

**\$4.95**

## DIPOLES

MODEL	BANDS	LENGTH	PRICE WITH HI-Q BALUN	WITH HI-Q CENTER INSULATOR
<b>Dipoles</b>				
D-80	80,75	130	\$28.95	\$24.95
D-40	40,15	66	25.95	21.95
D-20	20	33	24.95	20.95
D-15	15	22	23.95	19.95
D-10	10	16	22.95	18.95

<b>Shortened dipoles</b>				
SD-80	80,75	90	31.95	27.95
SD-40	40	45	28.95	24.95

<b>Parallel dipoles</b>				
PD-8010	80,40,20,10,15	130	39.95	35.95
PD-4010	40,20,10,15	66	33.95	29.95
PD-8040	80,40,15	130	35.95	31.95
PD-4020	40,20,15	66	29.95	25.95

<b>Dipole shorteners - only, same as included in SD models</b>				
S-80	80,75			\$11.95 pr
S-40	40			\$10.95 pr

All antennas are complete with a HI-Q Balun or HI-Q Antenna Center insulator, No. 14 antenna wire, ceramic insulators, 100 nylon antenna support rope (SD models only 50) rated for full legal power. Antennas may be used as an inverted V and may also be used by MARS or SWLs.

**Antenna accessories**—available with antenna orders  
Nylon guy rope 450# test 100 feet \$3.49  
Ceramic (Dogbone Type) antenna insulators .70 pr  
SO-239 coax connectors .55

All prices are postpaid USA 48  
Available at your favorite dealer or order direct from

**Van Gorden Engineering**  
Dealer Inquiries Invited  
✓373

BOX 21305, S. EUCLID, OHIO 44121

*... at last ...*  
**your shack organized!**

A beautiful piece of furniture — your XYL will love it!

## \$16450 S-F RADIO DESK

**Deluxe - Ready to Assemble**

Designed with **angled rear shelf** for your viewing comfort and ease of operation.

FINISHES: Walnut or Teak Stain.  
Floor Space: 39" Wide by 30" Deep

Additional Information on Request. ✓65  
Checks, Money Orders, BankAmericard and Master Charge Accepted.

F.O.B. Culver City. (In Calif. Add 6% Sales Tax.)  
— DEALER INQUIRIES INVITED —

**S-f Amateur Radio Services**

4384 KEYSTONE AVENUE • CULVER CITY, CALIF. 90230 — PHONE (213) 837-4870

# THE FUTURE OF TELEVISION IS TODAY WITH DOWNLINK.

Why wait until 1985 just to get three channels of satellite reception when Downlink's D-2X receiver can give you sixty channels of brilliantly clear unedited movies, sporting events, world news and special programming from the many satellites over the North American continent... Now. The D-2X's modular format and state-of-the-art circuitry allow for sharp, colorful reception of the entire satellite bandwidth (from 3.7-4.2 GHz). So you can get all sixty channels *plus* the new channels that will be available in the future.

Made from the finest microwave components, the Downlink D-2X receiver features dual-conversion design, permitting multiple receiver installations and phase-lock loop processing which brings living color to your TV.

The complete and easy-to-install Downlink System including the D-2X receiver, low-noise amplifier, Skyview I antenna and cable can be yours for \$3,595.00. So live the future of television now... with Downlink.

For the name of the Downlink dealer nearest you call toll-free 800-641-4645, ext. 214. In Missouri, call 800-492-4892.



For more information, contact:  
**Downlink, Inc.**  
30 Park Street  
Putnam, Connecticut 06260  
(203) 928-7731

# Free PR for Ham Radio!

## — how to cooperate with the news media

**W**e hams do a lot of good for our communities. All too frequently, though, people don't hear about our deeds. Whether through modesty, apathy, or simply from not knowing how to avoid it, hams' civic contributions are often anonymous. That is unfortunate at best and, considering the fact that our regulated hobby needs all the help it can get, probably foolhardy to boot.

We need more favorable publicity to impress the public with the positive impact of amateurs' public service efforts. The few negative impressions ham operators have made, largely unintentional through TVI and antenna squabbles, will fade to an appropriately insignificant proportion if the hobby begins to get more of the "good press" it deserves.

The ladies and gentle-

men of the print and electronic media have an immense ability to focus public attention, but the news business is as competitive as pro football; it is a fact of life that reporting bad news usually scores more points than reporting good deeds. Editors, whose very jobs depend on the numbers of readers/listeners/viewers they attract and retain, will not ignore that fact without a good, businesslike reason.

Listen up, gang, while I give you one.

The most hard-nosed editor will pay attention when you offer *free* expansion of his or her coverage of news events. Generally, the editor will be happy to reciprocate with just the kind of printed or broadcast publicity that ham radio wants and needs.

It works this way. When your ham group agrees to provide communications for a newsworthy event, invite the press to monitor your operation and to use what they hear as a part of their news coverage. I am referring to events planned in advance, not to emergency communications—except under controlled circumstances described later.

Now don't jump up on your soapbox and say "That's not legal!" According to what I have been told by an FCC official who should know, it *is* legal if you take a few simple steps in advance.

Amateur radio transmissions are protected as "private" by federal law despite the obvious vulnerability of that privacy to anyone with a receiver capable of tuning the ham bands. Under Section 605 of the Communications



John Snellen WD4FBC monitors operational frequency during an event and shares information with WTBS control room crew. Photo by Susan DeShazo, courtesy of WTBS Superstation, Atlanta.

Act, anyone violating that privacy by intercepting and divulging the content of a QSO could earn a criminal penalty of up to \$10,000 and one year's imprisonment. Despite the long odds against being found out and prosecuted for eavesdropping, a news service would be crazy to risk even the possibility of running afoul of that law, by, say, repeating information picked up from a synthesized scanner in the newsroom.

It is nice to know that our transmissions are protected. But, for the purposes of getting publicity, it is also nice to know that we can shed that protection and openly urge the press to monitor our QSOs and use whatever they find newsworthy.

All that is necessary, according to FCC Associate General Counsel Lewis J. Paper, is for the hams to agree in advance to having their transmissions intercepted and their contents divulged.

Counselor Paper has confirmed, in an exchange of correspondence with me, that if amateurs give their permission in advance, the media or others can freely eavesdrop and make use of what they hear. This does not mean that radio or television stations can rebroadcast amateur transmissions as they happen, or live. That is banned by regulations governing commercial licensees. But insofar as use of the data contained in the ham transmissions is concerned, prior approval of the hams is all that is needed to avoid privacy violations under Section 605.

How do amateurs "give their prior approval" in a way which satisfies the rules? No clearcut way is given, but obviously it is best to use a method which can prove, if a challenge is ever made, that their per-

mission to intercept was given before interception of their transmissions. When recruiting communicators for planned events like marathons, water events, or parades, it is a simple matter to make each operator's approval a condition of his or her participation. A clear caveat to that effect can be included in whatever recruiting messages you put into the mails or on the air and any communications plan you publish for the event.

I realize that the communications which might attract the most media attention, and thus the most publicity for amateur radio, are those involved with emergency situations. But under most emergency operating conditions, asking and getting each communicator's permission for interception/divulgence could take so much time that the entire operation might be endangered. For that reason I would advise that amateurs not invite press coverage of their emergency communications except in cases of tightly organized and controlled local nets where all members have given blanket authorization for interception of transmissions whenever the net is called into session. Coordinators of local emergency nets whose members have agreed to being monitored can notify the media as an automatic part of calling up their nets for actual emergencies.

Just inviting the press to legally eavesdrop during amateur public service efforts is no guarantee they will accept the invitation. Even if they do, there is no assurance that hams will get the favorable credit they would like for material the media overhears and uses. Reaching that goal will take planning, sales ability, tact, and realistic caution. Here are some

points to keep in mind:

- *Don't waste time.* Your time and that of your media contacts is too valuable to waste by suggesting that they monitor any amateur operation that common sense tells you couldn't interest them less. Before approaching an editor, make an effort to learn his or her organization's news interests. The organizers of the event you are working on probably will know from previous experience which media will cover it and can suggest those which might find it helpful to monitor your communications.

- *No time for shyness.* You cannot be shy or overly modest about asking the press to "plug" ham radio. Print space and broadcast time are for sale. The media rarely volunteer to give either away but, for a reason

as good as yours—free expansion of media coverage—will usually be receptive to the idea when asked. You may find yourself the subject of a "sidebar" interview during a break in the activity reporters are covering. Be prepared, but be brief. The more you and your media contacts credit amateur radio overall rather than your ham club or group by name, the bigger the service you will be doing for your hobby.

- *Beware overselling.* Be honest. Tell editors accurately what their reporters can expect to hear if they monitor your operations. Don't try to sell the idea that only reports of serious traffic tie-ups will be heard on 146.82 MHz between seven and nine am when you know there will be rag chewing, too. The



## OPERATIONAL PLAN

### JULY 4, 1981

AMATEUR RADIO COMMUNICATIONS FOR  
Peachtree Road Race & WSB-TV Salute to America Parade

This is the cover of the 16-page booklet that covers the monumental Peachtree Road Race and Fourth of July festivities. It provides in great detail the information required to successfully manage an event of this size.



Gene McCall WA4OAU, on board camera truck just ahead of the leaders in the Avon Atlanta Women's 10-km race, reports early changes in the lead.



WGST Newsradio sports reporter Steve Holman (in car) does an "on-the-scene" broadcast using information relayed by Gene Davenport N4AJL. Photo by Barry Milberg WD4DAA.

newsroom scanners will be programmed off that frequency, probably never to return, after the first minute's chitchat about swr or the next club meeting.

● *Be accommodating.* Chances are that only a few of the news organizations you approach will have receivers capable of monitoring amateur transmissions. You can accommodate those which don't by assigning hams to make their equipment available during the operation, wherever the editors ask. You should be prepared to provide this service at the scene of the event, in vehicles of any sort, and in newsrooms or studios.

Amateurs assigned this responsibility should be reminded that the news organization's business is collecting and reporting facts, and that messages on its behalf would thus have monetary value. Such messages are taboo. Even a simple request for another ham to repeat a missed message or to check a name could place *the amateur* in violation of FCC regulations.

Earphones are a must for operators assigned to radio or TV reporters who may need to go on the air themselves. Their stations don't want (and legally shouldn't have) background sound of

ham transmissions rebroadcast on their own frequencies.

● *Caution: Don't accept payment.* Hams, as individuals, in clubs, or in other groups should remember that accepting payment of any kind for allowing the press to intercept and divulge their transmissions could result in suspension or loss of their licenses.

● *Think before transmitting.* Hams are morally, if not legally, responsible for the effect upon others of information which they transmit. When the press is known to be monitoring and to be free to use overheard information, the level of a hams' responsibility increases dramatically. A thoughtless transmission, possibly occasioned by overeagerness to please the media, could have unexpected and perhaps harmful results. The name of an accident victim or a guessed-at but false diagnosis could easily be reported on newscasts before the data are confirmed or families are contacted. If potentially alarming messages must be sent, hams should clearly state their source of information. "Officer J. D. Smith, badge number 1234, has talked with the doctor. Officer Smith says..." The ham would be wise to make

a written record of the officer's name and badge number, just in case.

● *You can withdraw consent to monitor, but...* The amateur group's permission for the press to intercept and divulge transmissions can be withdrawn at any time—even during an operation if something urgent makes it necessary. A need could arise, for example, to transmit medical or security messages which should be kept as confidential as possible. Such messages, before their content is revealed, should be clearly identified as private and not intended to be divulged. But think twice before withdrawing the very permis-

sion you have gone to some effort to give and exploit. When there is a story in the wind, trying to keep the press away from it can be a very unpleasant experience. Your whole press relations program could explode in your face. Most aggressive reporters will ignore the prohibition against divulgence, anyway, figuring that this is a problem for the lawyers, not for them!

● *Explain. Don't threaten.* Early on, and for two reasons, editors, and reporters should be made aware of the privacy provisions of Section 605. Hopefully, they will be impressed with your group taking the initiative to help them expand

#### POSITIVE PUBLICITY

The author organizes communications in Atlanta, Georgia, for events like the huge (over 25,000 runners!) Peachtree Road Race. Thirty ham operators used two-meter equipment to work the annual Fourth of July race this year. They provided logistic, course, and medical communications.

Following the guidelines spelled out in this article, the Atlanta hams gained excellent national publicity for the hobby by allowing their QSOs to be monitored by commercial broadcasters, including the "Superstation," WTBS-TV. The race—and a lot of nice credit for amateur radio—was telecast into an unbelievable 15,560,000 homes via satellite and cable. Viewers in all 50 states and Puerto Rico, more than had ever seen a road race before, saw The Peachtree and learned that ham radio played a major role in making it happen.

pand their coverage of whatever event you are supporting by allowing interception and divulgence of transmissions, and they also should be impressed with (but not scared off by) the fact that this is a privilege rather than a right, given for a specific time and purpose. At the risk of boring them with what many may consider bureaucratic trivia, you should be certain that the press understands that this privilege can be immediately cancelled at the amateurs' discretion and that there would be criminal penalties associated with willful violation of the hams' thus-reinstated privacy. A thorough, non-threatening explanation up front could prevent embarrassment or worse if something unforeseen comes up later.

This article deals with an interpretation of the regulations, and I must point out

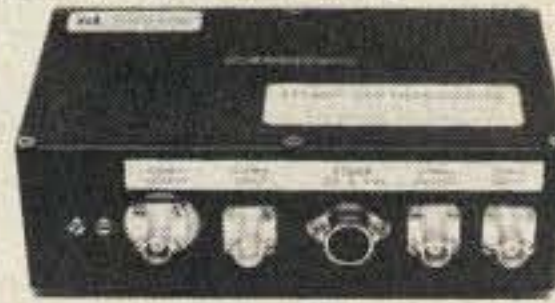
that I am not an attorney and am not intending to give legal advice to readers. I have no doubts at all, personally, however, that my correspondence with the Commission's associate general counsel confirms that hams can use this method to legally solicit publicity for the hobby. Based on Mr. Paper's letters, I intend to include cooperation with the press as an integral part of any ham communications effort I am asked to organize.

The FCC may have something to say about amateurs going after favorable publicity so aggressively, although to disagree with hams' right to do so would seem to dispute the Commission's own legal interpretation as stated by their associate general counsel. If any such dispute arises, I suspect that you will read about it right here in 73 Magazine. ■

## WORK THE U.H.F. BANDS

Add a transverter or converter to your existing 10m, 6m or 2m equipments. Choose from the largest selection of modules available for DX, OSCAR, EME, ATV.

### TRANSVERTERS



MMT 50-144 \$269.95  
MMT 144-28 \$254.95  
MMT 432-28 (S) \$349.95  
MMT 439-ATV \$379.95  
MMT 1296-144 \$455.95  
OTHER MODELS AVAILABLE

### CONVERTERS

Choose from many models to suit your needs.  
Examples: MMC 432-28, MMC 426/439—ATV  
MMK 1296-144, MMC 1280—ATV

Write for details and available options.


### FILTERS



Prevent OSCAR 8 Mode J desense  
Use MMF200-7 \$42.95  
Stop receiver IMD birdies  
Use PSF432 \$59.95

### ANTENNAS

420-450 MHz J-beams  
48 el. 15.7 dBd \$75.75  
88 el. 18.5 dBd \$105.50  
1250-1300 MHz loop yagi 1296-LY \$49.75



70/MBM 48

Send 36¢ stamps for full details of all our VHF/UHF items.

Pre-selector filters  
Low-pass filters  
Varactor triplers  
Pre-amplifiers

Transverters  
Converters  
Antennas  
Crystal Filters



**si**

Spectrum International, Inc.  
Post Office Box 1084S  
Concord, Mass. 01742 USA

✓ 436

# MIDCOM

**CALL NUMBER ONE!**

**CARLOAD INVENTORIES • ROCK BOTTOM PRICES  
SUPER-FAST SERVICE**

LINES: AEA	ALPHA	CUSHCRAFT	DENTRON	KANTRONICS	MINI-PRODUCTS	NYE	TEN TEC
AVANTI	BEARCAT	COLLINS	HY GAIN	KLM	MOR GAIN	PALOMAR ENG	UNIVERSAL
ASTRON	BIRD	CDE	HUSTLER	KENWOOD	MIRAGE	REGENCY	UNARCO-ROHN
ALLIANCE	BENCHER	DRAKE	ICOM	MICROLOG	MFJ	SWAN	VIBROPLEX

**CALL TOLL FREE 1-800-325-3609** IN MISSOURI 314-961-9990  
MID-COM ELECTRONICS • 8516 MANCHESTER ROAD • BRENTWOOD, MO 63144



✓ 52

# Tricking-Out the FT-901/902

## — some competition mods from the Fox-Tango racing team

In the almost ten years that Milt Lowens has served as editor of the *Fox-Tango Club Newsletter*—at the beginning of which time he founded the International Fox-Tango Club for Yaesu equipment owners—literally thousands of suggestions for improving Yaesu rigs have crossed his desk. Among the best in terms of simplicity and effectiveness was one first written in abbreviated form by Harold Johnson for the November, 1980, issue of the *Newsletter*.

The first part of the following article is that 1980 piece essentially as written, but with some italicized parenthetical comments by Milton Lowens. The second part (written by Milt) gives generously il-

lustrated instructions which should enable even a comparative neophyte to do the job. No irreversible changes are involved, no drilling or panel changes are needed, and no wiring changes are required except on one, easily unplugged, circuit board. Considering the reported effects of this modification and his own experience with it in his FT-901D, it is no wonder Milt rates it as a "winner"!

### Part I: Significantly Improving the FT-901/902 Receiver

In a continuing search for a replacement for my 20-year-old KWM-2 receiver, I have either purchased or borrowed almost every "new" radio that has come down the pike. It is a sad commentary on the state of

the art that, despite fringe bells, whistles, and cosmetic changes, nothing I can find on the market has measured up to the 25-year-old design, at least in the receiver department. In the final analysis, I have been forced to the conclusion that, because of deficiencies in various parameters, the present solid-state radios cannot copy signals that are still solid on the KWM-2.

Of several makes and models owned and evaluated, the Yaesu FT-901DM [and now the 902 with all the WARC bands and other improvements, including an excellent new true-reading digital display] came closest to measuring up to the very stringent standards I had set. Besides, its bells and whistles included the 160-meter band, all of ten meters, FM, AM, and FSK operating modes in addition to the standard SSB and CW, memories galore, RIT tuning for RX, TX, or both, built in ac and dc supplies, true rf speech processing, an automatic Curtis keyer, true variable passband and rejection notch tuning, and a very fine audio peak filter (to mention a few!).

After the first blush of ownership pride, however, one major problem with this competition grade radio (as Yaesu calls it) was a total lack of ability to compete in the receiving department. In the presence of strong signals outside the receiver passband, readability of weak signals was degraded by reciprocal mixing and agc pumping. The radio actually was in my operating position three times and each time was replaced with "old granddad." The last time, I fully intended to get rid of it as another lost cause when I decided to try to cure the shortcomings since the fringe benefits were so great. Measurements taken on the radio prior to attempting surgery revealed an ultimate rejection of only 55 dB, and I began to realize that there was a task of some magnitude ahead if I were to effect a "cure."

It was assumed initially that there must be some leakage around the existing selectivity circuits in the radio, and the search for the path was on. Since the crystal filter was diode-switched, there was the possibility of inadequate by-passing and feed-around

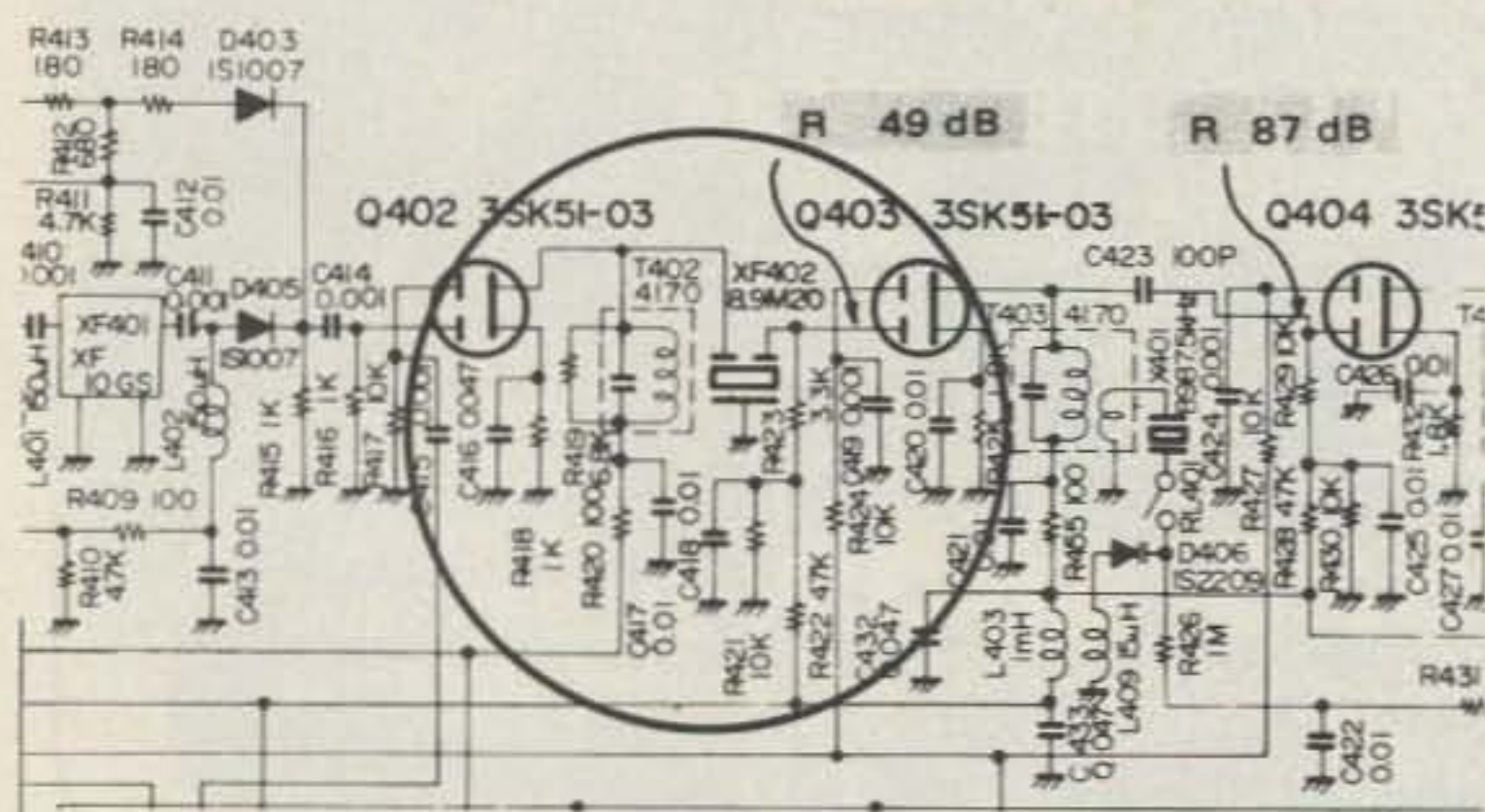


Fig. 1. Partial schematic of i-f board PB-1704 showing original connections of XF402 and related components.

occurring via the dc control lines. Twenty dollars worth of glass 0.1- $\mu$ F caps at strategic spots on the filter board later, showed a total improvement of 0.

Reading of similar problems plaguing the TS-820 where the problem was in the noise-blanker circuitry, C225 on the noise-blanker board of the 901 was removed. This certainly opened the noise-blanker path but improved the ultimate rejection by not quite 1 dB. Hardly a dramatic improvement! Then noting that the i-f was passed around the filter in the FM mode, here was another possibility; diode D310 on the filter board was removed. Alas, life was not to be so easy. This simple cure netted only another 1.5 dB of improvement. Obviously, the engineers at Yaesu had cleaned up these paths right well! After all this I could see only two other possibilities: I figured I might as well tackle the cheapest one first.

That was the chance of cross-coupling in the common cabling under the pluggable board sockets. The filter board was pulled; the jumpers bypassing the optional (but not installed) CW filter were removed [thus opening the i-f chain]. Upon re-installation of the filter board, no difference could be determined between power on and power off in the CW mode. The radio was dead with 100,000 microvolts at the input. That experiment satisfied me that the ultimate rejection was really a function of the factory-installed filter; it just flattened out for me at -55 dB. Unfortunately, there are still lots of countries on the air that I need that are represented by signals lots weaker than 55 dB down from some of the W2s heard at the QTH.

A custom filter of at least 12 poles that would mechanically fit the filter

board was a bit rich for my blood (about half the price of the radio), so an equivalent of the existing filter was ordered from the Fox-Tango Corporation for something less than \$60.00. Although there was some delay at the time, this excellent filter is now available from stock. (See Parts List.) The filter was installed with diode switching at the input to the balanced modulator—after the i-f gain, as suggested by Sabin and Hayward. Skirt selectivity improvement was noticed, but since the agc amplifier is fed from a point ahead of the second filter, agc pumping from strong adjacent signals was still present and tended to mask or distort weak signal reception.

So I tried another approach (no one can accuse me of not being persistent, hi!). To obtain the band-pass-tuning feature, Yaesu up-down converts the 9-MHz i-f to 10.8 MHz with filtering at each frequency to permit a variable-width window of common passbands. This feature, first advanced by Bill Orr in the 50s, works superbly since using a common oscillator results in passband tuning with zero tracking error. After the dual-heterodyning process, a modest filter is required to rid the radio of mixing products. An extremely simple two-pole crystal monolithic filter, XF402, was utilized for this purpose (by Yaesu). See Fig. 1. While it cleans up these spurious products nicely, the filter is so elementary that it provides no help at all in enhancing the skirts of the main filter (XF302, 3, or 4).

Despite a disparity in impedance levels, filter XF402 was removed from the i-f board, the switching diodes and filtering on the added filter were removed, terminating resistors were changed, and the new filter was patched in in place of

XF402. No attempt was made to add gain to the i-f amplifier to compensate for the insertion loss of the new multi-pole filter. [Subsequently, Harold did devise a simple method for adding gain; it is described below.]

The unconverted radio has an i-f gain such that a .7-microvolt signal gives 10-dB signal-to-signal + noise, and the MDS figure remains unchanged with the additional filter installed. I have cascaded filters in my KWM-2 and several "S" lines with spectacular results. Addition of this second filter to the FT-901DM [and probably to the 902] is no less startling. It turns this "competition grade" radio into a real contender.

In performing this surgery on two different radios (4 filters), the filters seem extremely well matched for center frequency with practically no effect on the

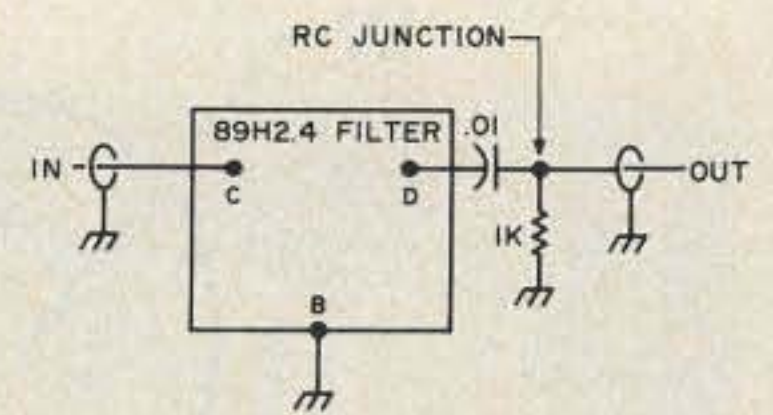


Fig. 2. Connections to new 8-pole filter YF89H2.4.

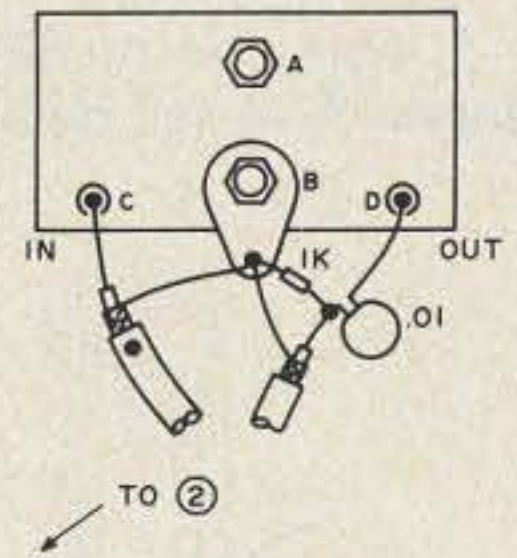


Fig. 3. Pictorial showing connections to new 8-pole filter YF89H2.4.

"nose." The skirts, however, take a real nose dive. Ultimate rejection is beyond my ability to measure (in excess of 100 dB) and the agc system just doesn't respond to anything that isn't in the passband.

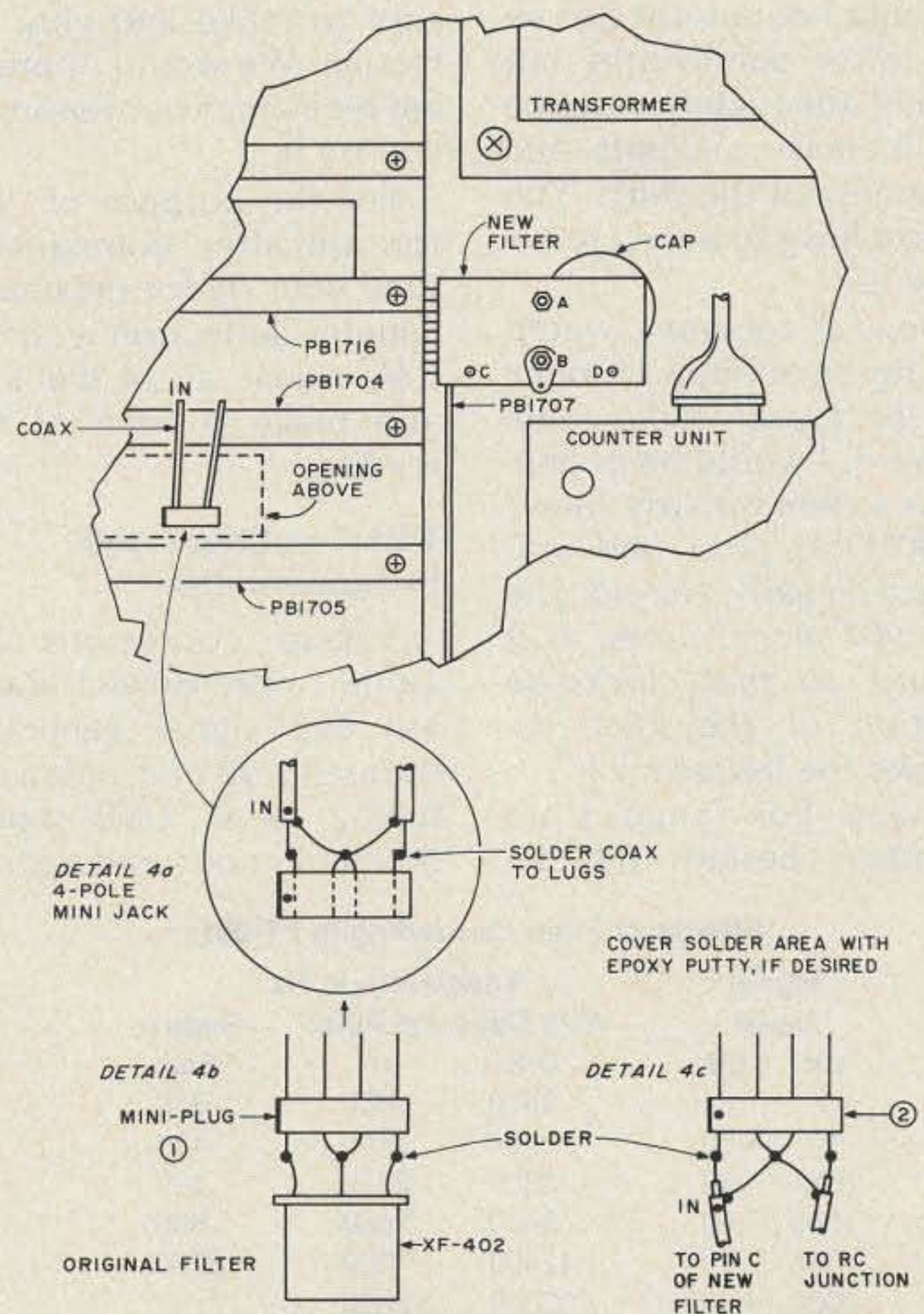


Fig. 4. Pictorial showing placement of new filter and its related connectors and cables.

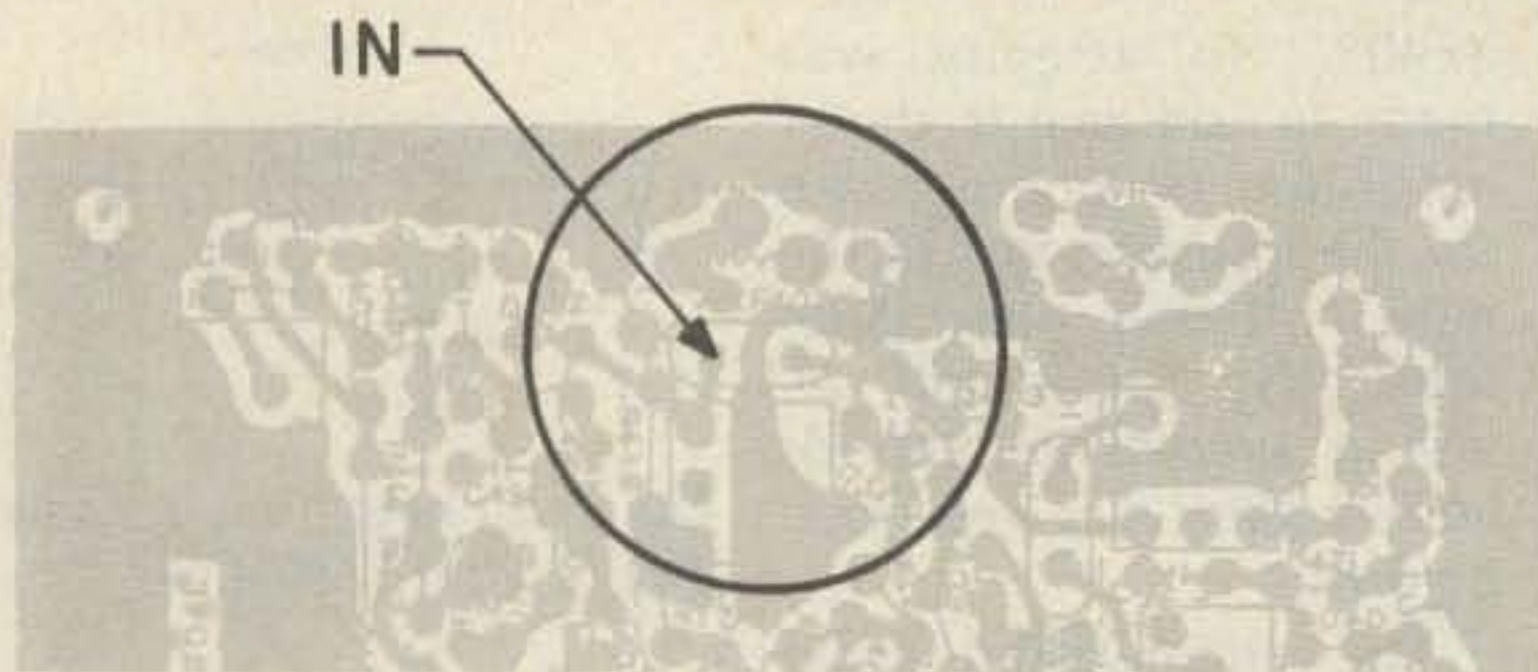


Fig. 5. Foil side of PB-1704 with detail showing required changes. Also see detail 8c.

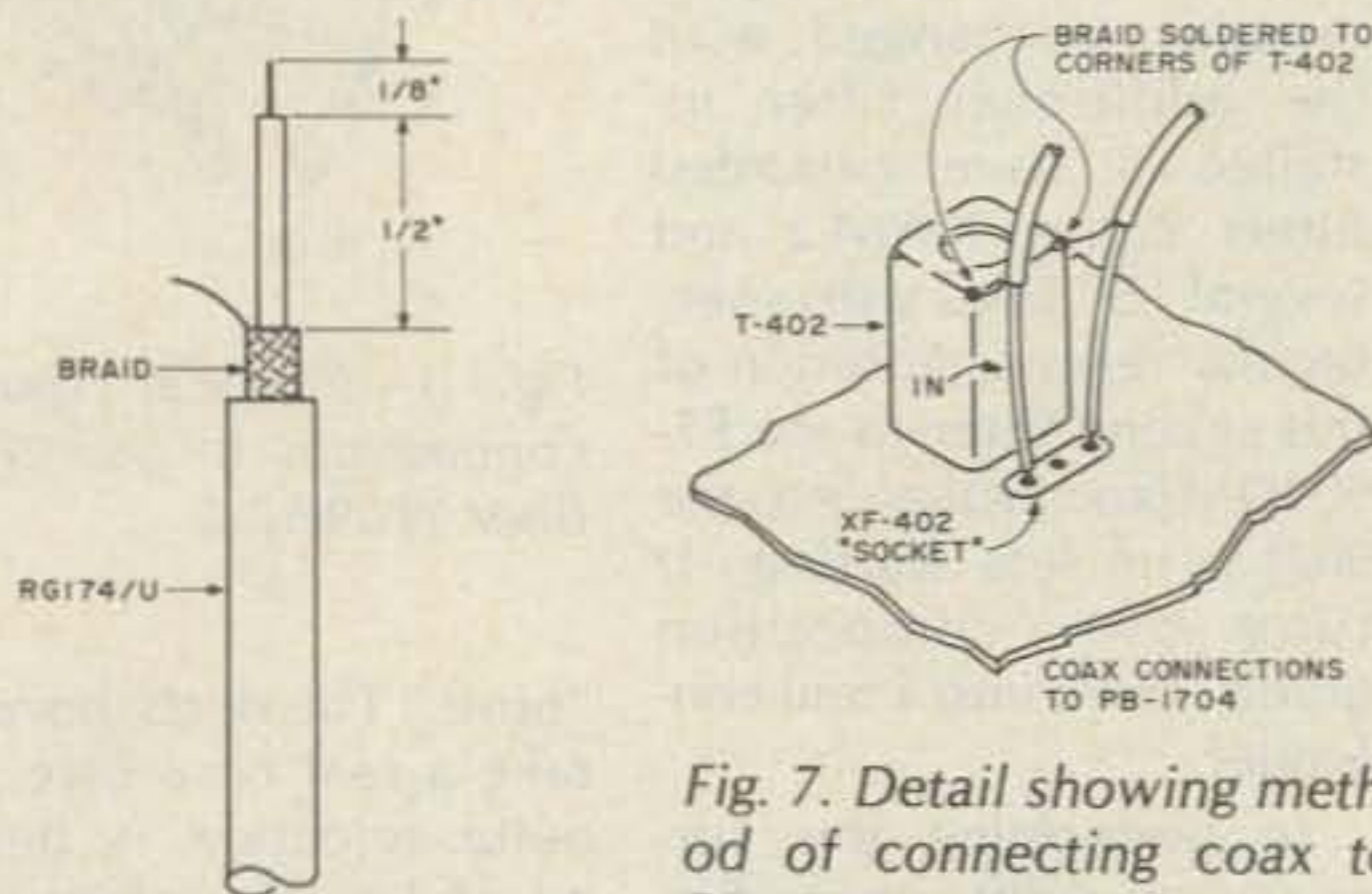


Fig. 6. Preparing the ends of RG-174/U coax for connection to PB-1704.

Table 1 details the before and after bandwidths but cannot adequately describe the increase in depth and steepness of the skirts. You almost have to hear it to believe it.

Now, if someone would just figure out how to make the backward radio tune forward, I would be as happy as a clam with my "new" FT-901DM! [Too bad you were a bit early, Harold. The new 902 model tunes, as it should, so that clockwise rotation of the knob increases the frequency.]

Many Fox-Tango Club members besides the au-

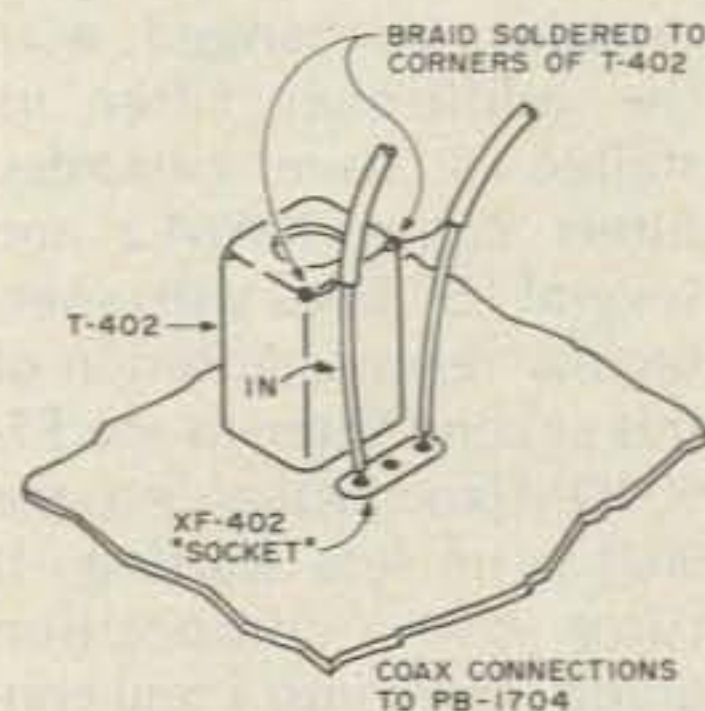


Fig. 7. Detail showing method of connecting coax to PB-1704.

thors have tried this filter-cascading modification and have found it relatively easy to make and very effective. We would appreciate receiving your reports if you try it.

For the purpose of "before and after" comparison, tune your rig for maximum S-meter deflection with the CAL signal at 14,200 kHz and make a note of the reading.

#### Test Conditions and Instrumentation

Set-up conditions for Table 1 were Hewlett-Packard 608 signal generator through 5-dB pad, passband tuning at 0, USB mode, notch filter out, and agc off.

#### Effects of Filter Cascading in FT-901

Signal Level		Bandwidth in Hz		Reduction
uV	dB	With Cascade Filter	Out	
1	-6	2400	2050	350
10	-20	2500	2100	400
100	-40	2800	2400	400
1000	-60	3400	2600	800
10k	-80	12400	4200	8200
100k	-100	33000	15800	*

\*Reciprocal mixing at this signal level.

Table 1.

## Part II: FT-901/902 Filter Cascading

Harold mentioned two problems in the first part of this article which troubled me a bit: the impedance mismatch when inserting the new filter and the resulting losses. Even though neither of these had a significant effect in terms of day-to-day operations because of the inherent sensitivity of the 901, I realized that some purists might be unhappy. However, before I could even write Harold about the insertion loss problem, he solved it in a simple and ingenious way by changing the location of the output coupling 1k resistor so as to load down and slightly change the bias on the next stage, Q403. This increased its gain just enough to offset the filter insertion losses almost exactly. (See Fig. 2.)

The matter of improving the impedance matching seemed like a more difficult problem until a fortunate discovery was made. Fig. 1 shows pertinent portions of the original circuitry of PB-1704C, the i-f board. The basic idea of the modification was to remove XF402 (between Q402 and Q403) and to substitute the 8-pole, 2.4-kHz bandwidth Fox-Tango filter for it. Note that the input end of the original filter is attached to the upper end of the coil in T402 which, with its shunting capacitor, looks more like a simple resonant circuit than a transformer. *If it's a transformer, where is the secondary winding?* All the other "T's" had them! Maybe T402 did too! A study of the parts list in the service manual vindicated my hunch: T402 and T403 had identical part numbers and a step-down secondary winding—ideal for impedance-matching the new filter! I could hardly wait to examine the back of PB-1704C in the vicinity of T402 since the parts layout

diagram (Fig. 5) showed what looked like a transformer pin not connected to anything.

*Eureka!* I had found the solution. A few checks with the ohmmeter confirmed the presence of the winding with one end grounded, just like T403. Prior to this discovery, I had made the modification in my own FT-901D and was pleased with its results. However, upon making the simple change to utilize the newly-found secondary winding, the maximum CAL signal indication increased several dB! Talk about gilding the lily—I was delighted since the selectivity also seemed even better than before. So the following detailed instructions include the use of T402's "invisible" secondary. (See Fig. 8.)

One thing more. As originally proposed, W4ZCB's mod eliminates the possibility of AM/FM operation, a serious loss since the FM, at least, is a very desirable feature in the FT-901DM and D models (even though the DE and SD models do not have it, and for them the first design was fine—except for that secret secondary). This problem was solved by, in effect, providing a "socket" at the end of coax leads connected to the points on the board to which the original 2-pole filter was soldered.

This new socket terminated under a small removable lid in the top of the cabinet so that, by using matching miniature plugs, either the original 20-kHz filter (very small) or the new 2.4-kHz filter (at the end of another short length of coax) could readily be plugged in when desired. Further, for special purposes, any filter could be plugged in at this point temporarily while resting on top of the cabinet as long as a mating plug was connected to it.

They say that one picture



is worth a thousand words, and there are lots of pictures so I'll try to keep the words to a minimum. Anyway, start by comparing Figs. 1 and 8 carefully, noting the differences. Then become familiar with the others—especially the details. Next, take off the top cover of the cabinet (don't be afraid) and remove the black plastic panel at the left, over the circuit board compartments. Using the markings on this panel, locate PB-1704, remove the two screws at the ends of its hold-down strap, and using a knife blade or thin screwdriver, wedge up first one end of the strap and then the other, a bit at a time, until the board comes out of its socket. Examine the board carefully, noting the location of XF402, T402, and R419. All components have their identifications printed on the board, and the photographs in your owner's manual will help further to identify the key components.

Turn the board over and note that a portion of the foil side is covered by a metal shield which makes it difficult to see or gain access to the three soldered connections of XF402. Using long-nose or small ignition pliers, bend up the obstructing corner of the shield temporarily and you are ready to begin. Practically all the work is done right on PB-1704, no wiring is changed under the chassis, and no changes are irreversible. So heat up your light-duty, fine-tipped soldering iron, clean and tin its point, and go to work.

### Detailed Procedure

#### A. Modifying PB-1704.

1. Clearly identify the three soldered connections of XF402. (See Fig. 5.) Unlike a crystal (which it resembles), it is not plugged into a socket—it is soldered to the board. Its three leads are thin and usually bent over

before soldering. Carefully remove the solder from the three points using de-soldering wicking or suction. Straighten the leads so that when the solder is removed, XF402 can be lifted from the board without using any force.

2. Study Detail 8c and locate the short trace (foil strip) which must be cut with a hobby knife or sharp blade. Use a strong light since the trace may be hard to see under the green varnish-like solder-resist which covers all of the board except the solder points. Use your ohmmeter to be sure the trace is actually cut.

3. Locate blank pin (S) of T402 and solder a short, thin, insulated jumper wire to it. Note that it connects to the IN connection of XF402, but do not solder it there until the coax is inserted. See Fig. 7.

4. Prepare both ends of the RG-174/U coax as shown in Fig. 6. Tin the exposed ends of the center conductor and insert them as shown in Fig. 7. Solder them to the foil side (as the filter was previously). Now connect the jumper wire from pin S. Next tin the upper corners of T402 and solder the braid tails to them for grounding and strain relief. Hold the braid tail with long-nose pliers to act as a heat sink to prevent melting the plastic insulation of the coax.

5. Optional: Locate R419 adjacent to the right side of T402. Since its solder points are blocked by the shield on the foil side, cut the resistor lead as shown in Detail 8a. The cut ends can be re-soldered if ever desired.

6. This completes the work on the board. After bending the shield back to its original position, more or less, re-install it in its socket temporarily and bring the coax loop toward the front panel. Drop the black plastic panel into place after slipping the coax through the large rec-

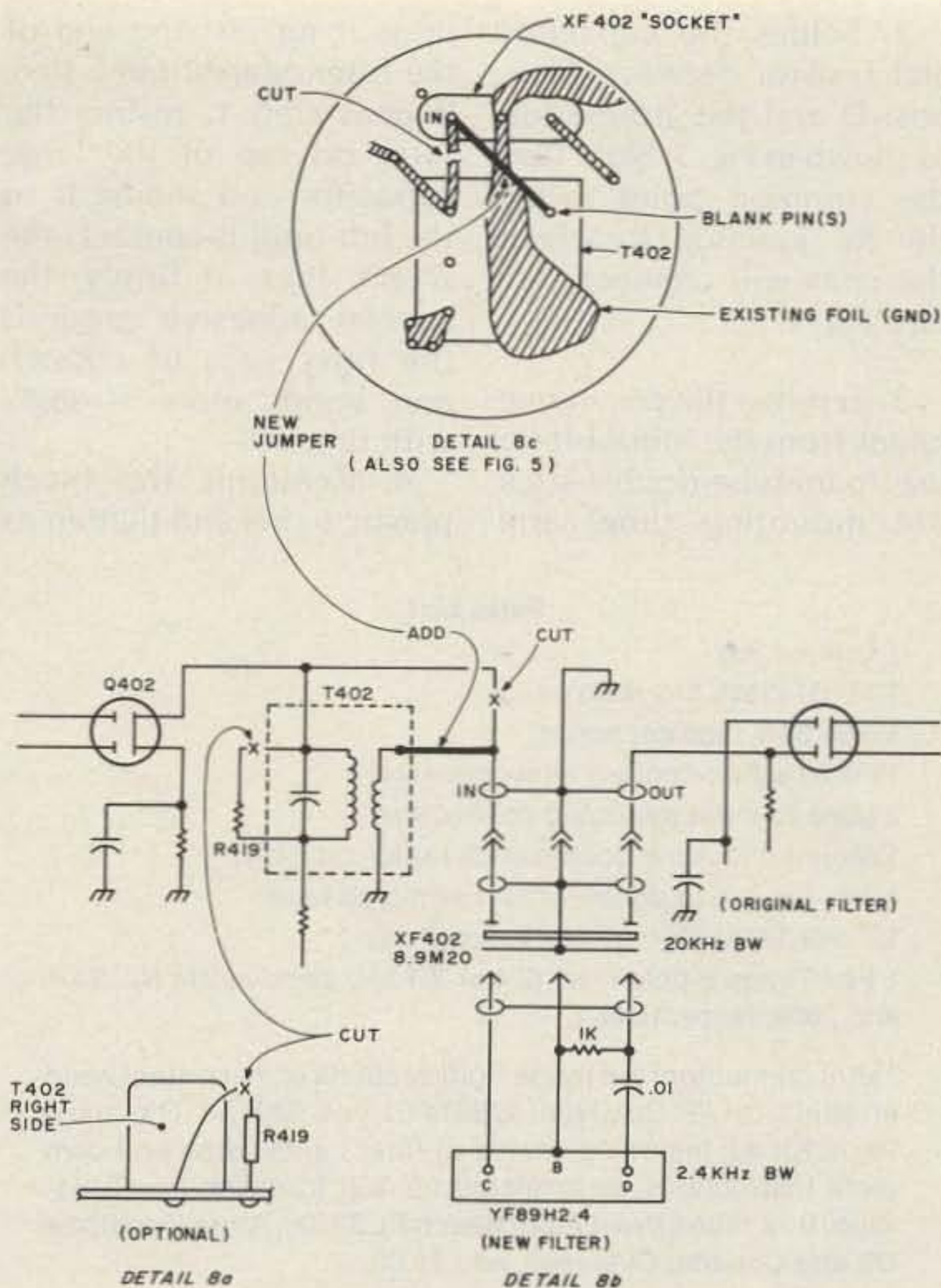


Fig. 8. Revised schematic showing essential changes involved in the modification (compare with Fig. 1).

tangular opening in the black panel. Cut the coax at the front end of the opening. (See Fig. 4.) It is important to identify the IN lead with a bit of white tape, paint, etc. Once again, take off the plastic panel and remove PB-1704 to simplify making the connections shown in Detail 4a.

#### B. Connecting the connectors.

1. Detail 4a shows a mini-jack; B and C are matching plugs. Though only three pins are needed, the four-pin type is used to make soldering of the braid tails easier and to help separate the input and output connections. The illustrations are practically self-explanatory; just expose no more of the unshielded center conductor than is necessary; tin the solder points and work carefully. The two inner lugs of the connectors are bent towards one another.

A third hand to hold the connectors during soldering will make the work much easier. Use a light touch with the iron and work quickly. The leads in Detail 4c will be connected to the new eight-pole filter.

#### 2. Re-install PB-1704, including its hold-down screws.

#### C. Installing the new eight-pole filter.

1. See Fig. 4. Mount the ground lug on filter stud B using the nut and star washer unless one is stamped into the lug itself. Rest the filter on top of the black cylindrical filter capacitor and slide it towards the left until it touches the metal shield of the circuit board compartment. It will be secured at this point later with special copper double-stick tape (for grounding the filter case) called a "Mount-It."

2. Solder the capacitor and resistor between filter post D and the ground lug as shown in Fig. 3. Note that the common point forms the RC junction to which the coax will connect. See also Fig. 2.

3. Remove the protective paper from the Mount-It (or use foam-type double-stick 3M mounting tape) and

press it against the end of the filter nearest pin C (IN). Repeat step 1, resting the filter on top of the large capacitor and sliding it to the left until it contacts the shield. Press it firmly; the special adhesive grounds the filter case (if copper) and bonds more strongly with time.

4. Remount the black plastic panel and tighten its

six hold-down screws. Bring the coax with connector 4a up through the rectangular hole. Mark the IN end with paint, brush pen, etc. Do the same for the end of the 4C connector to be chosen as IN. The two must always be connected so that the IN marks match. 4B can be connected either way. The area where the connectors and cables are joined can be covered with epoxy putty to make a neater and more secure job. Try plugging 4B into 4A. Then try 4C; its leads are longer than necessary to reach the eight-pole filter. Cut them to a suitable length with a bit of slack; bare the ends and connect as shown in Fig. 3.

5. This completes the modification. Note that the XF402 assembly (Detail 4b) can be secured to the black plastic panel at a convenient point with double-stick tape; the same is true

of connector 4C. Thus, connector 4A (which is loose) can be shifted readily from one to the other. Turn on the set and test its operation. The S-meter deflection should be about the same as before or perhaps a bit greater. Adjusting the slug of T402 might improve matters a bit more, but since an extender board would be needed, it is usually not worth the expense and trouble. If desired, adjust VR401 on PB-1704 to get the original S-meter reading with the CAL signal.

6. Close the cabinet by remounting the top cover and test the connectors for accessibility by removing the small access lid. Connector A makes it possible to experiment with other filters in the future without removing the top of the cabinet. Just duplicate the 4c and Fig. 3 assembly, using clips at the filter end, if desired. ■

#### Parts List

- 1 Ground lug
- 1 1k 1/4-Watt, 5% resistor
- 1 0.01 50-V disc capacitor
- 1 Female four-contact mini-connector\*
- 2 Male four-pin matching connectors\*
- 1 Mount-It (copper double-stick tape assembly)
- 1 3/4" square of double-stick foam-type tape
- 12" RG-174/U high quality coaxial cable
- 1 Fox-Tango 8-pole filter (2.4 or 2.1 kHz bandwidth; No. 2110 and 2009, respectively).

\*Mini-connectors are made from sections of 36-contact header strips by AP Co., Nos. 929834-01 and 929974. The above Parts Kit 4J, including choice of filter bandwidths and complete instructions, is available for \$60 from the Fox-Tango Club, Box 15944, West Palm Beach FL 33406. Airmail postpaid US and Canada. Overseas, add \$5.00.

✓47

## MFJ DELUXE Versa Tuner II

\$139.95 buys you one of the world's finest 300 watt antenna tuners with features that only MFJ offers, like . . . dummy load, SWR, forward, reflected watt meter, antenna switch, balun. Matches everything from 1.8 thru 30 MHz: coax, random wires, balanced lines.



**MFJ's Best Versa Tuner II . . .  
Built-in SWR/Wattmeter, dummy  
load, antenna switch.**

# \$139<sup>95</sup>

This is MFJ's best Versa Tuner II. And one of the world's finest 300 watt (RF output) tuners.

The MFJ-949B Deluxe Versa Tuner II gives you a combination of quality, performance, and features that others can't touch at this price . . . or any price.

**PERFORMANCE:** You can run your full transmitter power output — up to 300 watts RF output — and match your transmitter to any feedline from 1.8 thru 30 MHz whether you have coax, balanced line or random wire.

**FEATURES:** A 200 watt 50 ohm dummy load lets you tune up for maximum performance.

A sensitive meter lets you read SWR with only 5 watts and both forward and reflected power in two ranges (300 and 30 watts).

A flexible antenna switch lets you select 2 coax lines direct or thru tuner, random wire or balanced line and dummy load.

A large efficient airwound inductor 3 inches in diameter gives you plenty of matching range and less losses for more watts out.

1:4 balun. 1000 volt capacitors. SO-239 coax connectors. Binding post for balanced line, random wire, ground. All aluminum cabinet. 10x3x7 ins.

**QUALITY:** Every single unit is tested for performance and inspected for quality. Solid American construction, quality components.

The MFJ-949B carries a full one year unconditional guarantee.

Order from MFJ and try it — no obligation. If not delighted, return it within 30 days for a re-

fund (less shipping).

To order, simply call us toll free 800-647-1800 and charge it on your VISA or Master Charge or mail us a check or money order for \$139.95 plus \$4.00 for shipping/handling.

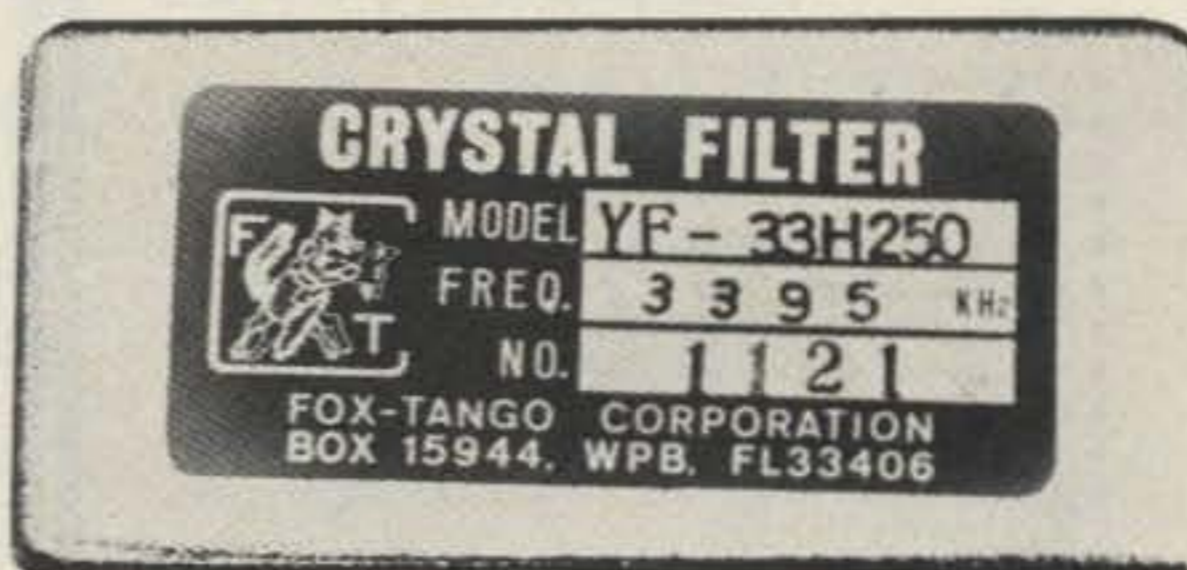
Don't wait any longer to tune out that SWR and enjoy solid QSO's. Order your Deluxe Versa Tuner II today. Call MFJ or see your dealer.

**CALL TOLL FREE . . . 800-647-1800**

Call 601-323-5869 for technical information, order/repair status. Also call 601-323-5869 outside continental USA and in Mississippi.

**MFJ ENTERPRISES,  
INCORPORATED**  
Box 494, Mississippi State, MS 39762

# "USE FOX TANGO FILTERS TO IMPROVE YOUR RECEPTION"



The greater the number of poles in the IF filter of a receiver, the greater its selectivity and freedom from adjacent channel **QRM**. Most manufacturers of modern sets provide **SSB** filters as standard equipment and offer 6-pole filters as extra cost options. A simple way to improve all such sets is to add an additional 8-pole **SSB** filter in cascade (series) with the existing filter, thus providing up to **16** poles of filtering in **both SSB and CW**. Even better, if the new filter has a slightly narrower bandwidth than the original, selectivity and ultimate rejection are improved even further.

The following magazine articles all feature the use of superior **Fox-Tango** filters for cascading, and stress the simplicity of their installation which requires no drilling or additional switching:

**CQ**—March 1981. Tighter Skirts for the **Kenwood TS820**. (Applies also to **TS520**.)

**Ham Radio**—April 1981. Improving the **Heath SB-104A**.

**73**—Sept. 1981. Filter Cascading in the **Yaesu FT-901/902**. "Tricking out the FT-901/902"

**FOX-TANGO** not only stocks the filters recommended in the above articles but also provides detailed instructions and kits of additional parts or cascading boards if needed. Send a large **SASE** (or \$1) for details; specify the modification you want.

**ALL** Fox-Tango filters are 8-pole high-quality units made from specially treated high-Q discrete crystals. They are custom made for drop-in installation on existing boards or replacement of existing units, matching perfectly both physically and electronically. No expense or effort has been spared to make Fox-Tango the **BEST** filters available. Don't be fooled: cheap substitutes are no bargain! The following bandwidths (Hz) are available for the sets indicated; most still cost only \$55 airmail postpaid (US & Canada; elsewhere add \$5).

**YAESU**—All popular HF models: 250, 500, 1800, 2100, 2400, 6000.

**KENWOOD**—R599, TS520, R820, TS820, and similar: 250, 400, 1800, 2100.

**HEATH**—All popular HF models: 250, 400, 1800, 2100.

**DRAKE**—R-4C & R7/TR7: 125, 400, 500, 600, 800, 2100, 2400, 6000, 8000.

**COLLINS**—75S-3B/C: 250.

Since not every bandwidth is available for every model, write or phone for free information or brochure. We accept mail or phone orders; payment by **VISA/MASTERCARD**. Money Order, Check, **COD** (at your expense). Order with confidence—All Fox-Tango Filters are guaranteed for one year.

**YAESU USERS JOIN THE INTERNATIONAL FOX-TANGO CLUB.  
ANNUAL DUES \$8 U.S., \$9 CANADA, \$12 ELSEWHERE**



**FOX-TANGO CORPORATION**  
Box 15944S, West Palm Beach, Florida 33406  
(305) 683-9587

✓323



**"BRAND NEW"**  
**CHAMPION MESSAGE  
 MEMORY KEYER**  
 Model TE-292  
**\$125.95**

**Features:**

- State-of-the-Art-CMOS Circuitry
- Choice of Message Storage
  - A. Six 50 character messages
  - B. Twelve 25 character messages
  - C. 27 combinations of message C. programming.
- Records at any speed—plays at any speed.
- Memory operating LED
- Use for daily QSO or contests

**PLUS:**

- Self-completing dots and dashes
- Both dot and dash memory
- Iambic Keying with any squeeze paddle
- 5-50 w.p.m.
- Speed, volume, tone, tune and weight controls
- Sidetone and speaker
- Low current drain CMOS battery operation—portable
- Rear panel Jack for auxiliary power
- Deluxe quarter-inch jacks for keying and output
- Keys grid block and solid rigs
- WIRED AND TESTED FULLY GUARANTEED—LESS BATTERY

**\$89.95**

**Features: Model TE-284**

- State-of-the-Art CMOS Circuitry
- Three choices of Message Storage
  - A. Two (50 character each) message storage
  - B. Four (25 character each) message storage
  - C. One 50 character and two 25 character message storage
- Records at any speed—plays at any speed
- Memory operating LED
- Use for daily QSO or contests

**PLUS:**

- Self-completing dots and dashes
- Both dot and dash memory
- Iambic Keying with any squeeze paddle
- 5-50 w.p.m.
- Speed, volume, tone, tune and weight controls
- Sidetone and speaker
- Low current drain CMOS battery operation—portable
- Deluxe quarter-inch jacks for keying and output
- Keys grid block and solid rigs
- WIRED AND TESTED FULLY GUARANTEED—LESS BATTERY



**MESSAGE  
 MEMORY KEYER**

**Features:**

- Advanced CMOS message memory
- Two (50 char each) message storage
- Repeat function
- Records at any speed—plays back at any speed
- Longer message capacity  
 Example: send CQ CQ CQ DX de WB2YJM WB2YJM K—then play second message on contact—de WB2YJM QSL NY NY 579 579 Paul Paul K
- Use for daily QSOs or contests

**Model # TE201**

**\$69.95**

**PLUS:**

- State-of-the-art-CMOS keyer
- Self completing dots and dashes
- Both dot and dash memory
- Iambic keying with any squeeze paddle
- 5-50 wpm
- Speed, volume, tone, tune and weight controls
- Sidetone and speaker
- Low current drain CMOS battery operation—portable
- Deluxe quarter-inch jacks for keying and output
- Keys grid block and solid state rigs
- WIRED AND TESTED FULLY GUARANTEED—LESS BATTERY



**Model # TE144**  
**\$59.95**

**Features: Deluxe CMOS  
 Electronic Keyer**

- State-of-the-art CMOS circuitry
- Self completing dots and dashes
- Both dot and dash memory
- IAMBIC keying with any squeeze paddle 5-50 wpm
- Speed, weight, tone, volume tune controls & sidetone and speaker
- Semi-automatic "bug" operation & straight keying—rear panel switch
- Low current drain CMOS battery operation—portable
- Deluxe quarter inch jacks for keying and output
- Keys grid block and solid state rigs
- Wired and tested—fully guaranteed—less battery

MODEL TE133—same as TE144 with wgt and tone control internal, less semi-auto keying. **\$49.95**

MODEL TE122—same as TE133 less wgt, tune, solid state keying **\$39.95**

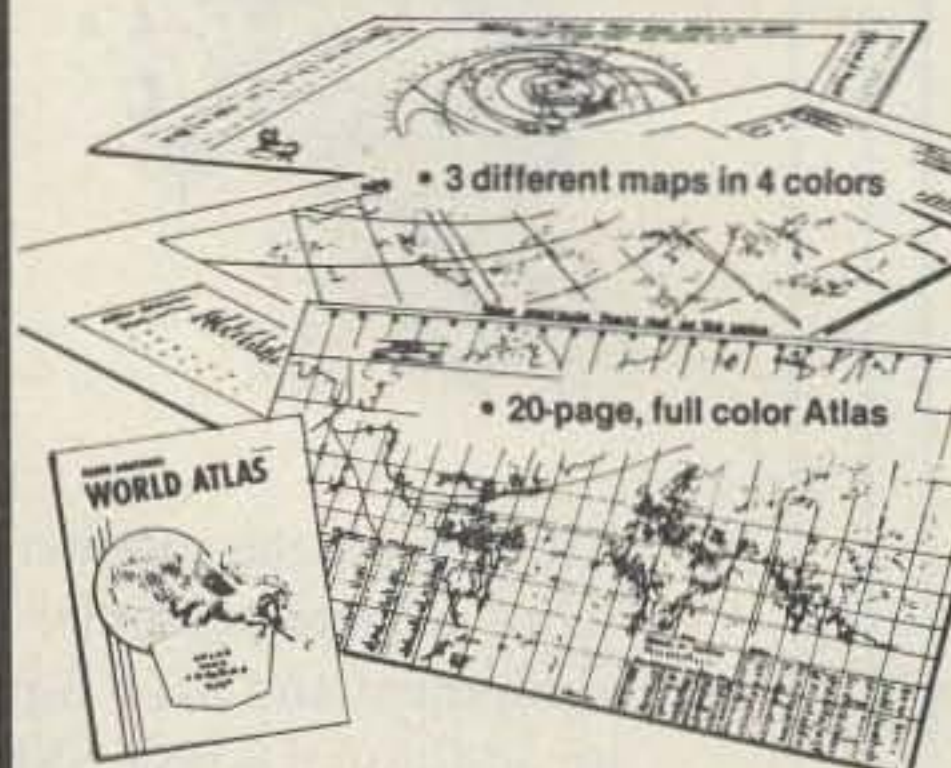
**AT YOUR DEALER OR SEND CHECK OR MONEY ORDER.**

**Plus \$2.00 S/H NY Res add tax**

**TRAC**

**ELECTRONICS, INC**  
**1106 RAND BLDG.**  
**BUFFALO NY 14203**

**FREE!**  
**RADIO AMATEURS**  
**WORLD ATLAS**  
 with purchase of famous  
**CALLBOOK**  
**MAP LIBRARY!**



Here's an offer you can't refuse! You receive three, information-packed, Amateur Callbook maps, folded, plus the World Atlas for only \$4.50 plus \$1.50 shipping and handling. If purchased separately, total value of map/atlas offer would be \$7.50 plus shipping. You save \$3.00 and get these invaluable radio amateur aids!

1. **Prefix Map of the World**, folded. World-wide prefixes. Shows 40-zone map on one side, 90-zone map on the other. Size 40" x 28"
2. **Map of North America**, folded. Includes Central America and Caribbean to the Equator. Shows call areas, zone boundaries, prefixes, etc. Size 30" x 25"
3. **Great Circle Chart of World**, folded. Centered on 40°N, 100°W. Shows cities, latitude, longitude, great circle bearings and more! Size 30" x 25"

**Plus special FREE bonus!**

The Callbook's own **Radio Amateur World Atlas**, FREE with the purchase of the 3 maps. Contains eleven full color maps of the world, looking at things from the radio amateurs point of view.

Callbook Map Library	<b>\$4.50</b>
Shipping	<b>1.50</b>
<b>Total</b>	<b>\$6.00</b>



**Special Offer!**  
**Amateur Radio  
 Emblem Patch**  
**only \$2.50 prepaid**

Pegasus on blue field, red lettering. 3" wide x 3" high. Great on jackets and caps. Sorry, no call letters.

**ORDER TODAY!**

Order from your favorite electronics dealer or direct from the publisher. All direct orders add \$1.50 for shipping. Illinois residents add 5% Sales Tax.


**RADIO AMATEUR**  
**callbook INC.** ✓61  
 Dept. B  
 925 Sherwood Drive  
 Lake Bluff, ILL 60044

# ALBIA ELECTRONICS


YOUR MAIL-ORDER ELECTRONIC SUPPLY HOUSE!

## 8 CHANNEL SCOPE MULTIPLEXER, DM-12

Convert your single channel scope into a 4 or 8 channel instrument; just connect the DM-12, 8 channel scope multiplexer to your scope, clip the 8 input probes to the signals you want to view. Simple, easy, fast — can handle logic level TTL signals from DC to 3MHz. Features separate spacing and trace amplitude controls and selectable sampling rate — all to insure easy clear scope display.



Completely assembled and tested! Ready to use!




VIEW 8 CHANNELS AT ONCE!

**\$69<sup>95</sup>**

- 8 TTL compatible input channels (1 TTL load per channel) can drive 50 Ohm scope cable.
- Maximum full screen amplitude 1.6 Volts adjustable.
- Trace amplitude and spacing controls.
- 4 or 8 channel selector switch.
- 8 color coded input cable, 24" long with insulated alligator clips.
- External 9 VDC power supply included (Model MMAC-2).
- Size 6.25" x 3.75" x 2"
- BNC Output Cable Accessory (Model PSA-2 add \$14.95).

## HITACHI DC-15MHz SINGLE-TRACE PORTABLE OSCILLOSCOPE AT THIS LOW, LOW PRICE



- **CRT** 130BUB31 (5-inch, round shape)
- **Display area** 8x10div (1 div = 9.5mm)
- **Acceleration potential** Approx. 2KV
- **Intensity modulation** Over 5Vp-p
- **Vertical deflection**
- **Sensitivity and bandwidth** 5mV/div-5V/div ± 5%, DC-15MHz, -3dB  
1mV/div-1V/div ± 6%, DC-5MHz Typ., -3dB (Using x5 amplifier)
- **Rise time** 24ns
- **Dynamic range** More than 4div at 15MHz
- **Input R and C** Direct 1M Ohm, approx. 30pF
- **Maximum input voltage** 600Vp-p or 300V (DC + AC peak)
- **Display mode** Single-trace
- **X-Y operation** DC-500 kHz, 200mV/div  
Phase difference DC-10kHz 3°

- **Horizontal deflection**
- **Sweep mode** Auto, NORM, TV (+), TV (-)
- **TV synchronization** TV sync-separator circuit
- **Internal** Over 1 div (V sync-signal)
- **External** Over 1 Vp-p (V sync-signal)
- **Trigger sensitivity**

Frequency	Internal	External
20Hz-2MHz	0.5div	200mV
2-15MHz	1.5div	800mV

- **Trigger slope** ± 0.2µs/div-0.2s/div ± 5%, 19 calibrated steps
- **Sweep time** 10 times (± 7%)
- **Sweep-time magnifier** 100ns/div
- **Max. sweep rate**

- **Amplitude calibrator** 1kHz ± 10% Typ. Square wave
- **Waveform** 0.5V ± 3%
- **Voltage**

- **Power requirements** 100V (120/220/240V) ± 10%  
50/60Hz, 40W  
Approx. 275(W) x 190(H) x 400(D)mm
- **Dimensions** Approx. 8.5kg
- **Weight** 0- +40°C
- **Ambient operation temperature**

MODEL V-151B  
WITH 2 YEAR MFG. WARRANTY  
ONLY **\$499<sup>95</sup>**

WITH FREE DM-12  
8 CHANNEL MULTIPLEXER  
A COMBINED VALUE  
AT LIST OF \$639.95  
YOU SAVE \$140.00

If for any reason, whatsoever, you are not completely satisfied with your purchase, return it within 30 days of purchase date for a full refund — it's as simple as that! Shipping & Handling charges not refundable.

ALBIA SATISFACTION WARRANTY:

FOR FAST AND DEPENDABLE DELIVERY SERVICE

IN CT, AK & HI CALL COLLECT (203) 467-5590

CALL TOLL FREE: 1-800-243-6953 9 A.M. to 5 P.M. E.S.T.

WE ACCEPT MASTER CHARGE, VISA AND AMEX CREDIT CARDS

Connecticut Residents add 7 1/2% Sales Tax • Prices shown in U.S. currency only. Foreign orders add 15%.

# ALBIA ELECTRONICS INC

44 KENDALL ST. • P.O. BOX 1833 • NEW HAVEN, CT. 06508

## LOW COST HIGH FREQUENCY COUNTER



### MODEL NO. DM-7

The Albia Model DM-7, 8 Digit High Frequency Counter is easy to use, switch selectable time base input by a single BNC, nothing to build!

- 5 Hz to 550 MHz
- 8 big easy-to-read .43" high intensity LED display
- Crystal (± 3 ppm @ 25°) controlled 0.1 or 1.0 sec. gate times
- Convenient benchtop size (7"x10"x3") durable attractive case

COMPLETELY ASSEMBLED PRE-CALIBRATED PRE-TESTED

**\$149<sup>95</sup>**

## LOW OHM METER MODULE, DM-10

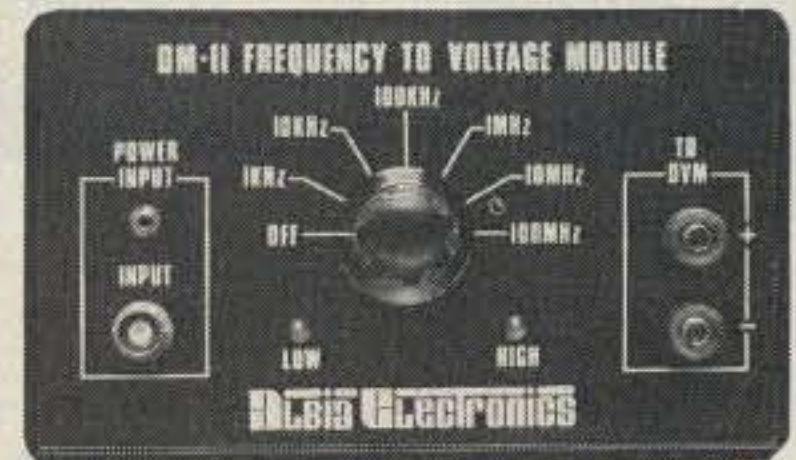


Measures resistance from 10 milliOhms to 20 Ohms. Now you can measure resistance down to 10 milliOhms with this low cost, easy to use DVM module. Check coil resistance, transformers, relays, chokes, printed circuit board copper paths and ground cables. Special zero balance control nulls out input cable resistance to insure accurate readings. Your DVM has to be set to 2V range during operation.

- Resistance range 10 milliOhms to 20 Ohms
- Zero Calibration control
- Battery powered (push to read battery saver circuit). Requires 1.9 Volt Battery (not included).
- Size 6.25" x 3.75" x 2" (Input cables not included or available)

**\$69<sup>95</sup>**

## FREQUENCY METER MODULE "5Hz to 100MHz", DM-11



Measure frequencies from 5Hz to 100MHz on your digital voltmeter with a resolution of 3 1/2 digits — easy to use — perfect for field service — lab testing — home hobbyist! Connect the DM-11 to your DVM, set the DVM to the 2VDC range, connect a signal to the DM-11 via a BNC cable (not included) and measure the frequency of any source. Hi Lo Range LED's insure fast accurate readings.

- Frequency Range 5Hz to 100MHz
- Input Impedance 1 MegOhm
- Input Sensitivity: < 100Hz < 80mV  
100 Hz - 60MHz < 30mV  
> 60MHz < 70mV
- Size 6.25" x 3.75" x 2"
- External 9V DC power supply included. (Model MMAC-2)
- BNC Input Cable Accessory (Model PSA-2 add \$14.95)

**\$69<sup>95</sup>**

POSTAGE & HANDLING	
ORDERS	ADD
UP TO \$10.00	\$1.95
\$10.01 - \$25.00	3.75
\$25.01 - \$50.00	4.65
\$50.01 - \$100.00	6.45
ORDERS OVER \$100.00 WITHIN UNITED STATES	7.55

FREE ALBIA DESIGNERS TEMPLATE WITH EVERY ORDER RECEIVED



## REGULATED TRIPLE POWER SUPPLY, LOW PRICED!, DM-6

A fully assembled and tested power supply that provides a solid, fully wired triple power supply including fixed 5V @ 1 Amp, 5V to 15V @ 0.5 Amp, and -5V to -15V @ 0.5 Amp — all supplies regulated, short proof. Each supply has short indicator LED. Complete and ready for use in a durable (8"x6"x3 1/2") metal case.

**\$99<sup>95</sup>**



FREE!!  
NEW 1981  
FALL  
CATALOG  
Exciting  
new products!  
Send today!!



ALBIA SATISFACTION WARRANTY:

FOR FAST AND DEPENDABLE DELIVERY SERVICE

IN CT, AK & HI CALL COLLECT (203) 467-5590

CALL TOLL FREE: 1-800-243-6953 9 A.M. to 5 P.M. E.S.T.

WE ACCEPT MASTER CHARGE, VISA AND AMEX CREDIT CARDS

Connecticut Residents add 7 1/2% Sales Tax • Prices shown in U.S. currency only. Foreign orders add 15%.

# ALBIA ELECTRONICS INC

44 KENDALL ST. • P.O. BOX 1833 • NEW HAVEN, CT. 06508



You pay LESS at AES... just Call TOLL FREE  
1-800-558-0411 - ask for our DISCOUNT DESK



**IC-720A** Digital HF Transceiver. Covers 9 HF Ham bands, receives 1 to 30 Mhz. Synthesized & all Solid-State. Output variable 10 to 100w continuous, all bands. Six digit LED readout, dual built-in VFO's, AM, CW, SSB & RTTY filters. Passband tuning, RIT, VOX, semi break-in CW, blanker & speech processor. 13.5 VDC @ 20A max. 4 1/2" h x 9 3/4" w x 12 1/2" d, 17 lbs. .... Regular \$1349.00  
**PS-15** Power supply ..... 149.00  
**PS-20** Continuous duty power supply ..... 229.00  
 Adaptor cord for PS-20/IC-720A ..... 25.00  
**FL-32** 500Hz CW filter ..... 59.50  
**FL-34** 5.2 KHz AM filter ..... 49.50  
**SP-3** External base station speaker ..... 49.50  
**Phone Patch** ..... 139.00  
**AH1** 5-band mobile antenna/tuner ..... 289.00

**IC-2KL** 500w outout, 160-15m (incl. WARC) Solid-State, automatic band switching linear for IC-720A, 720 & 701. With AC supply ..... Regular \$1795.00



**IC-730** 80-10m (incl. WARC) HF Transceiver. All solid-state, synthesized, 200 watts PEP input. Dual VFOs, 8 frequency memory storage. IF shift with pass band tuning optional. Up/down tuning with optional mic. 9 1/2" w x 3 3/4" h x 10 1/2" d, 10 lbs. .... Regular \$829.00



**IC-290A** 2m All Mode mobile for 143.8 to 148.199 MHz. RIT, prog. offsets, 5 memory channels. 2 VFOs, 2 scanning systems; memory & prog. band scan, SSB squelch. Adj. scan rate with auto. scan stop & resume after delay, priority ch., memory retention provision, Hi/lo power, sidetone, blanker, T/T mic. Opt. remote tuning mic. 6 3/4" w x 2 1/2" h x 8 3/4" d. .... Regular \$549.00

**IC-22U** The 800 channel synthesized successor to the IC-22S. Frequency selection by a pushbutton. 1 or 10 watts. Microphone, mobile mount, DC cord & plugs. 6 1/2" w x 2 1/2" h x 8 1/2" d, 3 3/4 lbs. .... Regular \$299.00  
**EX-199** Remote box - 2" x 2" x 2" ..... 34.50



**IC-251A** Microprocessor controlled 2 meter All-mode Transceiver for 143.8-148.1999 Mhz. 7 digit display. 10 watts, 3 memories, mem. scan & programmable band scan. 600 KHz offsets; variable splits with two built-in VFO's, 13.8vdc or 117vac. w/amplified hand mic. 4 1/2" h x 9 3/4" w x 10 1/2" d, 11 lbs. .... Regular \$749.00

**IC-451A** UHF All Mode Transceiver for OSCAR mode B or J & simplex. For 430-440 or 440-450 MHz. Features similar to the IC-251A ..... Regular \$899.00

**IC-551** All mode, microprocessor cont. 6m transceiver for 50-53.999 MHz. 6 digit display, 10w, 3 mem. ch. w/var. scan, 2 VFO's & blanker. 13.8vdc & 117vac 4 1/2" h x 9 3/4" w x 10 1/2" d, 14 lb. .... Regular \$479.00

**EX-107** VOX unit ..... 55.00

**EX-108** Passband tuning & RF processor ..... 105.00

**EX-106** FM adaptor for 551/551D ..... 125.00

**IC-551D** same as 551 but 80 watts. EX-107 & EX-108 built-in. 13.8vdc @ 18A ..... Regular \$699.00

**PS-20** 20A AC power supply ..... 229.00

**CF-1** Cooling fan for PS-20 ..... 45.00

**IMPORTANT!**  
The prices shown in this ad are suggested by the Manufacturer.  
On most MAJOR items we can save you money with a Big Discount. Call now TOLL FREE and ask for our DISCOUNT DESK.



**IC-255A** Microprocessor cont. 2 meter FM Transceiver for 143.8-148.195 Mhz. 25 or 1w output. 5 memory channels w/scan, adjustable rate & auto stop. 600 KHz offsets, 2 built-in VFO's. 13.8vdc @ 5.5A. 7 1/2" w x 2 1/2" h x 9 1/2" d, 5 1/2 lbs. w/TTP mic. .... Regular \$399.00

**IC-560** Microprocessor controlled 2 meter SSB, FM & CW Mobile Transceiver. 7 digit LED readout, 10 watts, 3 memories, mem. scan & prog. band scan. 600 KHz offsets, var. split with 2 built-in VFO's. 13.8 VDC @ 3.5A. Mic. & mobile mt. .... Regular \$499.00

**IC-25A** Compact full-featured 2 meter rig. 5 memories plus two VFOs, priority channel, 2 scanning systems -including auto. scan resume, provision for memory backup, touchtone microphone. 2" h x 5" d. .... TBA



**SAVE \$20**

**IC-2A** Synthesized 2m FM Hand Held. 800 channels in 5KHz steps 144.00 to 147.995. 600KHz offsets. Thumb wheels & +5 khz upshift. With 250ma pack output is .15w LOW or 1.5w HIGH. Optional packs for larger capacity or higher power. With 250ma nicad pack, wall chgr, flex ant, belt clip, strap, earphone and plugs. IC-2AT has built-in T/T pad. Only 6.6" h x 2.6" w x 1.4" d. 1 lb.

Regular SPECIAL!  
**IC-2A** 2m HT w/nicad & wall chgr . \$239.50 \$219.50  
**IC-2AT** HT w/TTP, nicad & chgr ... \$269.50 \$249.50

**BC-30** Drop-in charger for BP-2,3 & 5 ..... 69.00  
**BP-2\*** 450 ma, 7.2v nicad pk, 1W output ..... 39.50  
**BP-3** Extra 250 ma nicad pk, 1.5W output ..... 29.50  
**BP-4** Alkaline battery case ..... 12.50  
**BP-5\*** 450 ma, 10.8v nicad pk, 2.3W output .. 49.50  
**CP-1** Cig lighter plug & cord (BP-3) ..... 9.50  
**DC-1** DC operation module ..... 17.50  
**HM-9** Speaker/microphone ..... 34.50  
**LC-2A** Leather case for IC-2A ..... 34.95  
**LC-2AT** Leather case for IC-2AT ..... 34.95  
**2A-TTN** TT pad ..... 39.50

\*BC-30 required to charge BP-2 & BP-5  
**IC-ML1** 2m mobile amplifier. 2.3W input, 10W output (with IC-2A-2AT use BP-5 pack) ..... \$89.00

**IC-202S** 2 meter portable SSB Transceiver. 3W PEP output. Uses regular "C" cells, optional Nicad pack & charger or IC-3PS AC supply/speaker. With hand mic, whip antenna and strap ..... Regular \$279.00

**IC-20L** 2m amplifier, 10w SSB/FM ..... 98.00

**IC-402** 432 Mhz portable SSB Transceiver. Features same as IC-202S above ..... Regular \$389.00

**IC-30L** 432 Mhz amp., 10w SSB/FM ..... 105.00

**IC-502A** 3W SSB 6m portable, as above .... \$239.00

**BC-10** Memory back-up for 720/551D ..... TBA

**BC-15** Nicads & AC chgr for portables ..... 57.50

**BC-20** Nicads & DC-DC charger for ports ..... 57.50

**WC-215** Wall charger for BC-20 ..... 11.95

**IC-3PE** 3A power supply/speaker ..... 95.00

**IC-3PS** AC supply/spkr for portables ..... 95.00

**FA-1** 2m flexible antenna ..... 9.50

**HM-3** Deluxe mobile microphone ..... 17.50

**HM-5** Noise canceling microphone ..... 34.50

**HM-7** Amplified mobile microphone ..... 29.00

**HM-8** Touch-tone mic. for 255A/260A ..... 49.50

**HM-10** Scanning mic. for 255A/260A ..... 39.50

**SM-2** Electret desk microphone ..... 39.00

**SM-5** Electret mic - 251A/255A/260A ..... 39.00

**HP-1** Headphones ..... 34.50



**AES STORE HOURS: Mon, Tue, Wed & Fri 9-5:30; Thurs 9-8 (Vegas 9-6); Sat 9-3**

Call Toll Free: 1-800-558-0411 In Wisconsin (outside Milwaukee Metro Area) 1-800-242-5195

**AMATEUR ELECTRONIC SUPPLY Inc.**

4828 W. Fond du Lac Avenue; Milwaukee, WI 53216 - Phone (414) 442-4200

**AES BRANCH STORES**

**ASSOCIATE STORE**

**WICKLIFFE, Ohio 44092**  
28940 Euclid Avenue  
Phone (216) 585-7388  
Ohio Wats 1-800-362-0290  
Outside Ohio 1-800-321-3594

**ORLANDO Florida 32803**  
621 Commonwealth Ave.  
Phone (305) 894-3238  
Fla. Wats 1-800-432-9424  
Outside Fla. 1-800-327-1917

**LAS VEGAS, Nevada 89106**  
1072 N. Rancho Drive  
Phone (702) 647-3114  
Pete, WA8PZA & Squeak, AD7K  
Outside Nev. 1-800-634-6227

**ERICKSON COMMUNICATIONS**  
CHICAGO, Illinois 60630  
5456 N. Milwaukee Avenue  
Phone (312) 631-5181  
Outside ILL. 1-800-621-5802

MICROLOG  
**ACT-1**

**\$995\***



We proudly announce our Amateur Communications Terminal, the ACT-1. It's the best value in the Amateur Radio market for your RTTY/CW requirements. Check the combination of features and proven MICROLOG quality. You'll agree, the ACT-1 is a "Tough ACT to follow." Microlog Corp. 4 Professional Dr. Suite 119, Gaithersburg, MD 20760, Tel. 301-948-5307 Telex 908778.

Sales through your local dealer

**MICROLOG** 51  
INNOVATORS IN DIGITAL COMMUNICATION

- SIMPLE DIRECT CONNECTION to your Transceiver.
- COMPLETE SYSTEM, built-in Demodulator & AFSK Modulator with keyboard programmable tone pairs from 500 to 3000 Hz.
- SPLIT-SCREEN operation with keyboard selectable line location
- 1400 character text buffer.
- TEN, 40 CHAR. programmable message memories, plus ID's WRU & SELCALs.
- RANDOM CODE generator & hand key input for practice.
- Baudot 60 to 132 WPM.
- ASCII 110 & 300 baud.
- SYNC-LOCK & NON standard speed ASCII operation from 10 to 200 baud, (slow speed = noise immunity).
- RECORDER INTERFACE for "BRAG-TAPE" or recording off-the-air.
- CODE CONVERTED Printer output in Baudot or ASCII.
- SSTV/GRAPHICS transmit.
- FULL 63 KEY Computer grade keyboard.

\*9" monitor \$199.

# SOCIAL EVENTS

Listings in this column are provided free of charge on a space-available basis. The following information should be included in every announcement: sponsor, event, date, time, place, city, state, admission charge (if any), features, talk-in frequencies, and the name of whom to contact for further information. Announcements must be received two months prior to the month in which the event takes place. They should be sent directly to Editorial Offices, 73 Magazine, Pine Street, Peterborough NH 03458, Attn: Social Events.

## GEORGETOWN IL SEP 5-6

The Illiana Repeater System will hold the 12th annual Danville Area Hamfest on September 5-6, 1981, at the Georgetown Fairgrounds, Georgetown IL. The gates will open at 6:30 am. Tickets are \$1.50 in advance and \$2.00 at the gate. There will be a flea market, forums, family entertainment, many prizes (including a Santec synthesized hand-held), and free parking. Talk-in on 146.22/.82 and 146.52. For more information or advance tickets, contact Lowell Wells WD9AFG, Hamfest Chairman, RR 3, Box 215, Danville IL 61832, or phone (217)-759-7560.

## BLOOMINGTON IN SEP 6

The Bloomington Area amateur radio hams will hold their 4th annual Hoosier Backyard Hamfest on Sunday, September 6, 1981, rain or shine, from 7:00 am until 5:00 pm at 2335 Vernal Pike, Bloomington IN. Admission is \$2.00. Features will include door prizes, a swap 'n shop, vendors, free setups, balloon rides, a 50/50 drawing, refreshments, ATV demonstrations, and an Apron ATV converter as the grand prize. Talk-in on 147.78/.18, 146.04/.64, or 223.26/224.86. For further information, contact Bob Myers K9KTH at 2335 Vernal Pike, Bloomington IN, or call (812)-332-2433.

## UNIONTOWN PA SEP 12

The Uniontown Amateur Radio Club will hold its annual gab-

fest on September 12, 1981, starting at noon, on the club grounds located on the Old Pittsburgh Road, just off Route 51 and the 119 bypass, Uniontown PA (about 40 miles south of Pittsburgh). The pre-registration fee is \$2.00 each or 3 for \$5.00. There will be free parking, free coffee, and free swap and shop setups (bring your own table). Food will be available at our refreshment stand. Talk-in on 147.045/.645 and 146.52. For pre-registration and further information, contact UARC Gabfest Committee, c/o John T. Cermak WB3DOD, PO Box 433, Republic PA 15475.

## AUGUSTA NJ SEP 12

The Sussex County Amateur Radio Club will hold its third annual SCARC '81 hamfest on Saturday, September 12, 1981, from 8:00 am to 3:00 pm at the Sussex County Farm and Horse Show grounds, Plains Road off Rte. 206, Augusta NJ. Pre-registration for outdoor flea-market sellers is \$4.00; at the gate, \$5.00. Pre-registration for indoor flea-market sellers is \$5.00; at the gate, \$6.00. Other registration is \$2.00. There will be door prizes and plenty of free parking. Talk-in on 147.90/.30 and 146.52. For additional information or pre-registration, write Sussex County Amateur Radio Club, PO Box 11, Newton NJ 07860, or Lloyd Buchholtz WA2LHX, 10 Black Oak Drive, Vernon NJ 07462.

## MONTGOMERY AL SEP 13

The Central Alabama Amateur Radio Association will hold its 4th annual hamfest on Sunday, September 13, 1981, at the Civic Center, downtown Montgomery AL. There will be free admission, free parking, and 22,000 square feet of air-conditioned activities, including a flea market. Setup will be at 0600, doors will be open from 0800 to 1500, and a prize drawing will be held at 1400 CDST. Restaurants and motel accommodations are located within a short walk of the Civic Center. Refreshments will be available in the Civic Center. Talk-in on 146.04/.64 or

146.52; rag-chew on 146.31/.91, 147.78/.18, or 147.045/.645. For further information or market reservations, write Hamfest Committee, PO Box 3141, Montgomery AL 36109.

## PORT JEFFERSON LI NY SEP 13

The Suffolk County Radio Club will hold its ARRL-supported 4th annual Electronic Flea Market on Sunday, September 13, 1981, with a rain date of September 20, 1981. The site is the Odd Fellows Hall, Jane Boulevard, Port Jefferson LI NY. Walk-ins will be \$1.50 and sellers will be \$3.00. There will not be any charge for XYLs and harmonics of attending hams. Gates will open at 7:00 am. Bargains, prizes, food, and hamship will be available. Talk-in on .52, .94, and 223.50. For more information, contact Floyd Davis at (516)-234-9376.

## TIVERTON RI SEP 13

The Bristol County Amateur Radio Association will hold its annual indoor/outdoor flea market on September 13, 1981, from 12:00 noon to 4:00 pm at the VFW hall in Tiverton RI. Admission is \$1.00 and flea market spaces are \$6.50. Door prizes will be drawn. Talk-in on 147.63/.03 and .52. For maps, send an SASE to Ann M. Carro KA1DNB, 652 Old Colony Terrace, Tiverton RI 02878.

## FINDLAY OH SEP 13

The Findlay Hamfest will be held on Sunday, September 13, 1981, at the Hancock Recreational Center, just east of I-75 exit 161, on the north edge of Findlay, 40 miles south of Toledo. Tickets are \$2.00 in advance and \$2.50 at the gate. Tables are \$2.50 per half. Setups on Saturday are from 5:00 pm to 9:00 pm and on Sunday at 6:00 am. Major prizes include a deluxe low-band rig, two hand-helds, a memory keyer, and more. For tickets, information, or reservations, send an SASE to PO Box 587, Findlay OH 45840.

## PENNSAUKEN NJ SEP 13

The South Jersey Radio Association will hold its annual hamfest on Sunday, September 13, 1981, from 10:00 am to 4:00 pm, at the Pennsauken High School

Grounds, Remington Avenue and US Route 73, Pennsauken NJ. Features will include a swap shop, tailgating, games, and door prizes. Food and refreshments will be available. Admission is \$3.00; tailgate space is \$5.00. Talk-in on 146.22/.82, 146.52, and 147.48. For information and reservations, contact Edwin T. Kephart W2SPV, 4309 Willis Ave., Pennsauken NJ 08109; (609)-663-6710.

## GAITHERSBURG MD SEP 13

The Foundation for Amateur Radio, with the support of more than 50 affiliated clubs in the greater Washington-Baltimore areas, will hold the Gaithersburg Hamfest on Sunday, September 13, at the Montgomery County Fairgrounds, Gaithersburg MD. Gates open at 8:00 am; setup and talk-in begin at 6:00 am. Events featured include commercial exhibits, indoor flea market, tailgating, and ladies' activities. Admission is \$3.00 at the gate; children under 12 admitted free. For further information, write Foundation for Amateur Radio, PO Box 523, Bowie MD 20715, or contact Stuart Meyer W2GHK, hamfest chairman, 2417 Newton Street, Vienna VA 22180; (703)-525-6286 (office) or 281-3806 (home).

## KEW GARDENS NY SEP 13

The Hall of Science Amateur Radio Club will hold its annual electronic hamfest on Sunday, September 13, 1981, from 9:00 am to 4:00 pm, at the municipal parking lot, 80-25 126th street, Kew Gardens, Queens NY. Featured will be free parking, door prizes, refreshments, a raffle, and an auction. Sellers' spaces are \$3.00; buyers' admission is \$1.00. Talk-in on .52. For additional info, contact Tom Doyle KA2DTB at (212)-351-6354 (days).

## HAMBURG NY SEP 18

The 10th annual Ham-O-Rama '81 will be held on Friday and Saturday, September 18-19, 1981, from 7:00 am to 5:00 pm at the Erie County Fairgrounds near Buffalo NY. Advance tickets (deadline: September 4th) are \$3.00 and tickets at the gate will be \$4.00. Children under 12 will be admitted free. The outside flea market is \$2.00 per space and the inside flea market



is \$7.00 per space. Features will include new equipment displays, computers, technical programs, ladies' programs, and valuable awards. Talk-in on 146.31/91. For advance tickets, send an SASE to David G. Baco WA2TVT, 130 Vegola Avenue, Cheektowaga NY 14225.

**GRAND RAPIDS MI  
SEP 19**

The Grand Rapids Amateur Radio Association will hold its annual Swap and Shop on Saturday, September 19, at the fairgrounds in Hudsonville MI. There will be door prizes, dealers, an indoor swap area, and an outdoor trunk swap area. Gates will open at 8:00 am for both swappers and the public. Talk-in on 146.16/.76. For more information, write Grand Rapids Amateur Radio Association, Inc., PO Box 1248, Grand Rapids MI 49501.

**GRAYSLAKE IL  
SEP 19-20**

The Chicago FM Club will hold Radio Expo '81 on September 19-20, 1981, at the Lake County Fairgrounds, Rtes. 45 and 120, Grayslake IL, about 30 minutes north of Chicago and 45 minutes south of Milwaukee. The flea market is open from 6:00 am to to 6:00 pm and the exhibits are open from 9:00 am to 9:00 pm on both days, rain or shine. Tickets, good for both days, are \$3.00 in advance and \$4.00 at the gate. Features include seminars, a ladies' program, prizes, free parking, a new camping site with hookups, commercial ham and computer displays, and full food services. Bring your own tables and chairs to the indoor and outdoor flea market (or even tailgate). Space is free with a gate ticket. Talk-in on 146.16/.76, 146.52, and 222.5/224.10. For more information, call (312)-BST-EXPO. For advance tickets, send a #10 SASE to Box 1532, Evanston IL 60204.

**PEORIA IL  
SEP 19-20**

The Peoria Area Amateur Radio Club will hold the Peoria Superfest '81 on Saturday and Sunday, September 19-20, 1981, at the Exposition Gardens, W. Northmoor Road, Peoria IL. Gate opens at 6:00 am; commer-

Continued on page 102

# hey look here

call toll free: nights  
**(800) 231-3057**

6-10 PM CDST, M.W.F.  
days: 713 658-0268

<b>ICOM</b>	IC 720/AC .....	\$1298
	IC 730 .....	729
	IC 2AT .....	249
	IC 22U .....	269
<b>Santec</b>	HT 1200 .....	299
<b>ETO</b>	Alpha 78 .....	2707
	374 .....	2036
	76A .....	1585
	76PA .....	1866
<b>Telrex</b>	TB 5EM .....	425
<b>Drake</b>	TR7 DR7 .....	1349
	R7/DR7 .....	1299
<b>AEA</b>	Morse matic .....	169

Order **KWM 380** Now  
**OLD PRICE**

**Rockwell Accessories in Stock**

<b>Bash Books</b> .....	9.95
<b>Amphenol Silver Plate PL-259</b> .....	1.00
<b>Antique/Rare Tubes</b> .....	Call
GE 572 .....	38
<b>Timex 24 hour Wallclock</b> .....	24.95
<b>Robot 800A</b> .....	749
<b>Cubic 103</b> .....	1195
<b>Bird 43 SLUGS</b>	
Portable VJ Amplifier	
2 watts in 33 watts out .....	\$89.95
<b>Belden 9405 Heavy Duty</b>	
Rotor Cable 2#16, 6#18 .....	45¢/ft
<b>Belden 8214 RG-8 Foam</b> .....	36¢/ft
<b>Belden 9258 RG-8X</b>	
Mini-coax .....	19¢/ft
<b>Alliance HD73 Rotor</b> .....	109.95
Call for TS830S, TS130S, TS-530 plus accessories	

**MASTERCARD VISA**

All prices fob Houston except where indicated. Prices subject to change without notice, all items guaranteed. Some items subject prior sale. Send letterhead for Dealer price list. Texas residents add 6% tax. Please add sufficient postage, balance collect.

# MADISON

**Electronics Supply, Inc.**

✓45 1508 McKinney  
Houston, Texas 77010

# SWAN METERS

THE TOP  
OF THE LINE

**PEAK READING**

**WATT METER WM-2000A**  
reads power in 200, 1000, 2000 watt ranges. 3.5-30 MHz. Reads average or PEP power output. Includes expanded VSWR scale.



**IN-LINE WATT METER**

WM-2000 reads power in 200, 1000, 2000 watts. 3.5-30 MHz. Incl. expanded VSWR scale.



**MOBILE WATT METER**

HFM-200 with remote directional coupler reading 20 or 200 watts. 3.5-30 MHz. Illuminated, with VSWR scale.



**SWR BRIDGE SWR 1A**

with dual reading meters. 1000 watts RF. 3.5-150 MHz. Reads relative power output.



Available only through  
authorized dealers.

**CUBIC COMMUNICATIONS, INC.**


305 Airport Rd. • Oceanside, Ca. 92054  
(714) 757-7525

# That They Might Communicate

## — one group's efforts to get the vision- and hearing-impaired into hamming

**W**ould you like to help another ham to break out of a silent, sightless world in which he or she perceives only through the senses of touch, taste, and smell? If you get the chance, you might have to slow down your code speed and sharpen your listening a bit, but when you are hit with the full impact of what

you are helping another human to do, you just might shed a few tears of joy. Others have. You might even get hooked on the program to get the deaf and deaf-blind into ham radio, as members of the Scottsdale Radio Club have.



Unable to see well enough to read hand signs, J. C. Betner must receive Larry "Plato" Plate's (KA7JCI) communications through "finger signing," wherein he "reads" the signs with his own sense of touch. Betner will soon be on the Novice bands, receiving code through one of Jack Lattin's (KA7BUT) vibrator boxes.

Led by Jack Lattin KA7BUT, Dottie Brown K7ESA, and Clyde Baker KB7BQ, a determined group of hams in the Valley of the Sun has constructed code "feeling" devices and purchased code viewers to instruct the deaf and the deaf-blind in learning Morse code. The hams have also set up a program for teaching radio theory and the practice of radio communications to the visually and hearing impaired.

You have only to visit the home of blind and deaf J.C. Betner and watch him receive coded messages through a fingertip to realize the value of this totally free program. Recently, in his silent, dark world, where he lives with three other vis-

ually and hearing-impaired people under the care of Irene and Louis Springgay, Betner was given the silent message that Jack Lattin and an article writer had arrived for his lesson in Morse code. Betner smiled, and in the measured, purposeful way of the blind, he walked from the living room to the kitchen and took a seat at the kitchen table, leaving the seat on his right for Jack Lattin.

A former accountant who was born deaf, Betner has long been locked in a narrow world where the feel of sunshine and the touch of a human hand were his greatest pleasures. He could talk with sign language, but he could "receive" nothing but finger spelling from another person grasping his hand and with various finger movements and pressures, communicating ideas. He wears glasses out of hope, but his eyesight is so poor that he recently spent all night in a bus after the driver had forgotten to let him out at his stop and had parked the bus, thinking it was empty. Also without the power of speech, Betner couldn't even call for help.

Jack Lattin came into Betner's life a year and a half ago. Jack had learned sign language and finger spelling from Gilbert Leon, a deaf co-worker at Airesearch, twenty years earlier. Shortly before he met Betner, Jack had constructed a code buzzer for the deaf from plans he had seen in a magazine.

"But it didn't work," he said. "The cone was absorbing all the power the speaker had, and the deaf couldn't feel the buzzer well enough to distinguish between dots and dashes."

Jack boosted the speaker power to eight Watts and the relatively high wattage output overrode impedance-matching problems. Then Jack cut away most of the cone of the speaker and glued a 5/8" starter button to



*The blind quickly learn hamming through the Scottsdale Radio Club's program to help the handicapped. Here Cheryl Fitzwater KA7DWP enjoys operating her Heathkit rig built and provided free by SARC members. Cheryl's roommate, Cheryl Waters, who can see, tunes up the set and keeps the log.*

the center of the cone for the deaf to feel, and he had a vibrator strong enough of the deaf to sense dots and dashes easily. Glued to the inside bottom of a margarine tub or a wooden box, and with a finger hole cut in either, Jack's vibrator was ready to go to work teaching Morse code to the deaf and deaf-blind.

It was one such vibrator box that he placed on the kitchen table in front of J.C. Betner when it was time for Betner's code practice session. Jack placed Betner's hand on the receiving box to get things rolling, and Betner stuck his forefinger through the vibrator hole and touched the button. Jack sent slowly-paced messages to Betner, telling about the good evening weather and important new events. After each letter, Betner gave the hand sign for the letter, and after each sentence, he signed the whole sentence.

Lattin kept on sending, and Betner's face broke into a

grin like a kid's at a watermelon bust.

"The deaf like humor," Lattin said to the writer. "I just told him how fat you are."

Clyde Baker WB7BQ, a telephone company marketer, arrived to check out the TVI from Cheryl Fitzwater's (KA7DWP) Heathkit setup which had been provided to her by the Scottsdale Radio Club, members of which had built the set. Cheryl is blind but hears well, so she has no trouble communicating with standard equipment as long as her roommate, Cheryl Waters, who can see, tunes up the transmitter.

While Clyde worked on Cheryl Fitzwater's TVI problem, Jack Lattin continued sending to J.C. Betner, the whole lesson lasting about an hour.

"J.C. has really come on fast the last six months," Lattin said. "It was very slow the first year or so when he had to learn the code, but he'll be on the air soon now."

The full significance of going on the air to blind, deaf, and speechless J.C. Betner has gradually been communicated to Jack Lattin with signs and smiles.

"It will be like giving him the whole human race again," Lattin said. "It will give the world back to him."

Lattin's method of teaching the deaf looks simple. He has a deaf student touch one of his vibrator buttons, and then he sends code and has it appear on a Kantronics code-reader screen. For the deaf-blind, the method of instruction is obviously more complicated.

"First of all, you've got to be a good B-S'er," Lattin said. "I tell them with finger spelling that I'm going to teach them a whole new communications method. That really gets them interested because for them it is a whole new method."

Then Lattin introduces the deaf-blind to his code symbol board, where letters and



Not permitted to use bolts on club roof to attach antenna base built by Jack Lattin, the four original members of the Valley Center for the Deaf ham club demonstrate how they intend to weight the corners of the base frame. The four "bags of sand" are, l to r, Alan Wilson KA7JCR, Jim Goodson KA7JCS, Bruce Weir KA7JBA, and Larry "Plato" Plate KA7JCJ. Shack is located in Phoenix Lions' Club Building.

numbers are represented by dots made up of brads driven into the wood, and dashes are represented by flat-top metal staples driven into the wood. Lattin takes one hand of a deaf-blind student and places the fingers on the brads and staples representing a letter, and he takes the other hand and puts a finger on the same letter on a braille card.

"They get the idea pretty fast," Lattin said. "Then it's just a matter of a whole lot of practice."

Once the deaf-blind have mastered the code, Lattin moves them on to the vibrator. They learn the use of the vibrator by placing the fingers of one hand on the brad and staple code board and a finger of the other hand on the vibrator button. Then Jack slowly sends code to them and moves their fingers to the proper brad-staple letters and numbers that correspond to the letters and numbers they feel

through the vibrator. Jack said the deaf and the deaf-blind are better motivated to learn than is a person with all senses intact.

"They try harder," he said. "The deaf get the receiving part of hamming down pretty fast," he said, "and the deaf-blind learn it quicker than you might think. But both groups have trouble with the difference in dots and dashes when they are sending."

Lattin solved the sending problem for the deaf very quickly when he bought his first Kantronics code reader and had them send into it.

"It won't show a letter or number on the screen unless it is sent practically perfectly," he said. "That frustrates them for a little while, but it motivates them to send clearly different dots and dashes."

For the deaf-blind, the problem can be solved only with many hours of patient instruction and many hours of private practice. Recently,

Jack bought a Universal Data Transceiver 170 automatic keyer into which he can type practice messages and have them come out at a variety of speeds to be taped for both the deaf and the deaf-blind to practice with. Provided with a tape that can be run in a keyer that actuates either the Kantronics code reader or the vibrator, both groups can practice as many hours a day as they like.

"These tapes will make it possible to give practice to a lot more students than if somebody were to send code to them by hand," Jack said, "and it will be perfect code for all of them."

To date, four deaf hams have passed their Novice code and theory exams and have formed the first ham club for the deaf and deaf-blind in Arizona. Al Wilson KA7JCR and Bruce Weir KA7JBA have joined with Larry "Plato" Plate KA7JCJ, director for the Valley Center

for the Deaf in Phoenix, and with Jim Goodson KA7JCS to establish the nucleus of a communications group that will put the deaf and deaf-blind in daily contact with each other. With help from their friends in the Scottsdale Radio Club, they have set up the Dottie Brown radio room in the Valley Center for the Deaf.

"It's the first ham shack in the world for the deaf and deaf-blind," said Dottie K7ESA, after whom the shack is named.

Once skeptical of the aid offered by the Scottsdale Amateur Radio Club, the four deaf club members had a flyer printed up which they passed out at a recent carnival for the deaf, in which they said, "SARC (Scottsdale Amateur Radio Club) has been totally devoted in volunteering hours and in being patient in working with us."

"We can see," the report went on, "that in the future the deaf and presumably the deaf-blind will be able to use ham radio with Morse code or teletypewriter in substitution for audio conversation to people in all parts of the world."

The group had special thanks for Jack Lattin and Clyde Baker, giving Jack credit for using his ability to communicate with the deaf "to stimulate us to want to study," and thanking Clyde for teaching them electronics theory.

Behind every good man there is a woman, the saying goes, and according to Jack Lattin there is a great woman behind the radio program for the deaf and deaf-blind. That woman is Dottie Brown K7ESA, mentioned earlier.

"Without Dottie, there would be no program," Lattin said. "She raises all of the money and scrounges the parts to build the vibrator units and to buy transmitters, receivers, and viewers for the handicapped."

A former writer-photogra-

pher for a Bangor, Maine, newspaper, Dottie has transferred her drive from news gathering to fundraising, and with considerable success. By raffling off a pair of hand-held transceivers, she netted \$1200 which was used to help buy a Century 21 transceiver, a Kantronics Mini-reader, and a TRAC Message Memory Keyer. She picked up an additional \$435 raffling off a frequency counter at a hamfest. When the \$1635 didn't stretch far enough, Dottie noticed a refuse container full of aluminum cans in a friend's title guarantee office, and she got permission to collect and sell the cans. A young janitor in the title guarantee building increased the number of cans for Dottie by charging non-employees two empty cans for each full one taken, and a nurse in a hospital scrounged up hundreds more. The ever-loyal Scottsdale Radio Club members brought bags of cans to club meetings for Dottie, and eventually the equipment was bought and given to the Deaf Center radio shack.

"I found out that can collectors for charity get ten percent more from the reclaimers, too," Dottie said. "That will help us to buy more equipment."

Assisting Dottie in procuring equipment is the membership of the Thunderbird Council of Telephone Pioneers, whose retired and longtime members of the Telephone Company collect old radio and television parts. Chet McClellan K7HNM, Jack Fuller W7AVX, and Carl Wolford N7AJK handle most of the salvaging of parts and the building of vibrator boxes.

Special help, according to Jack Lattin, came from Field Engineer Earl Carpenter and his Long Beach, California, Federal Communications Commission staff in the area of instructing and licensing the deaf and deaf-blind.

At this point, the ham radio program for the deaf and deaf-blind is a winner. Jack and Clyde have completed the training of four deaf and deaf-blind instructors who are beginning the instruction of other hams-to-be. Two classes of deaf, ten to a class, are beginning their training, and four deaf-blind are being prepared for instruction.

It hasn't all been easy. There have been disappointments, such as Jack's spending six months trying to teach Morse code to a deaf-blind girl before he learned that she had learned only about six words in braille. It was impossible to teach her to use code until she was sent to a deaf-blind school where she will be taught a functional vocabulary by specially-trained instructors. She had apparently been one of the forgotten ones that nobody pays much attention to.

"She'll be ready for radio instruction after a while," Jack said optimistically. "Then we'll be able to teach her Morse code and ham radio."

There are encouraging signs that the program to teach ham radio to the deaf and deaf-blind could spread out from Arizona to the rest of the country and to other parts of the world. Jack has gotten calls and letters from people as far away as France who are thinking about setting up code and theory classes for their deaf and deaf-blind.

One day, Dick Wharton W4LWI dropped in to the Valley Center for the Deaf and told Dottie Brown that he had made a vibrator after the pattern conceived by Jack Lattin and was teaching a deaf person in his home town of Norfolk, Virginia.

For Jack Lattin, the deep meaning of what he is doing comes through the signing fingers of his promising deaf-blind student who tells him simply and with a smile, "Jack Lattin and J.D. Betner."

## FAST SCAN ATV

### WHY GET ON FAST SCAN ATV?

- You can send broadcast quality video of home movies, video tapes, computer games, etc. at a cost that is less than sloscan.
- Really improves public service communications for parades, RACES, CAP searches, weather watch, etc.
- DX is about the same as 2 meter simplex - 15 to 100 miles.

### ALL IN ONE BOX



**TC-1 Transmitter/Converter . . . .**  
Plug in camera, ant., mic, and TV and you are on the air. Contains AC supply, T/R sw, 4 Modules below . . . . . \$ 399 ppd

### PUT YOUR OWN SYSTEM TOGETHER



**TXA5 ATV Exciter** contains video modulator and xtal on 434 or 439.25 mHz. All modules wired and tested . . . . . \$ 89 ppd

**PA5 10 Watt Linear** matches exciter for good color and sound. This and all modules run on 13.8 vdc. . . . . \$89 pdd

**TVC-2 Downconverter** tunes 420 to 450 mHz. Outputs TV ch 2 or 3. Contains low noise MRF901 preamp. . . . . \$ 55 ppd

**PACKAGE SPECIAL** all four modules \$249 ppd

**FMA5 Audio Subcarrier** adds standard TV sound to the picture . . . . . \$ 29 ppd

### SEND SELF-ADDRESSED STAMPED ENVELOPE FOR OUR LATEST CATALOG INCLUDING:

Info on how to best get on ATV, modules for the builder, complete units, b&w and color cameras, antennas, monitors, etc. and more. 20 years experience in ATV. Credit card orders call (213) 447-4565. Check, Money Order or Credit Card by mail.



## P.C. ELECTRONICS

Maryann  
WB6YSS

2522 PAXSON  
ARCADIA, CA 91006

Tom  
W6ORG



Jack knows exactly what he means.

Hams on CW are sure to hear the enthusiastic deaf radio operators operating from the Dottie Brown radio shack in the Valley of the Sun. They are working in the Novice frequencies now, and soon they will be working the General and Advanced frequencies. If you are especially lucky, you may soon hear J.C. Betner or one of the other deaf-blind hams calling CQ from his dark and silent world. He'll be sending slowly, and he won't say he's deaf and blind until after you've hooked up with him. But when he does, and you think of how you are communicating with another human mind in a way that recently seemed impossible, you will get a thrill you will never forget.

And if you come to the Valley of the Sun, drop in and visit with the deaf hams in the Dottie Brown radio

room of the Valley Center for the Deaf in the Lions' Club Building in Phoenix. They will catch on fast if you can't talk sign language. They will read your lips and write messages to you, and you will have a satisfying eyeball QSO. You might even get to see J.C. Betner or one of the other deaf-blind operators running the rig.

Should chance or intent bring you to Scottsdale from October 9 to 11, catch the Southwest District Convention of the ARRL in the Safari Hotel. The Scottsdale Radio Club will have a booth manned by deaf members demonstrating handicapped ham radio, and they hope to have deaf-blind members there who will communicate briefly with visitors by code. Getting in on that would give you free an experience that would top having any of the souvenirs you could buy on Scottsdale's famous Fifth Avenue. ■

# A Cost-Effective Approach to OSCAR

— sources and suggestions for getting started

Editor's Note: At press time, the latest word on OSCAR 7 was that it was barely alive! What is apparently a battery short has put this bird on the endangered list. So, don't try to access the satellite—just listen for it and pass your findings on to AMSAT. For the full story, see "Death of a Satellite" on page 97.

Taylor Klett KA5EIM  
16831 Crampin Drive  
Houston TX 77084

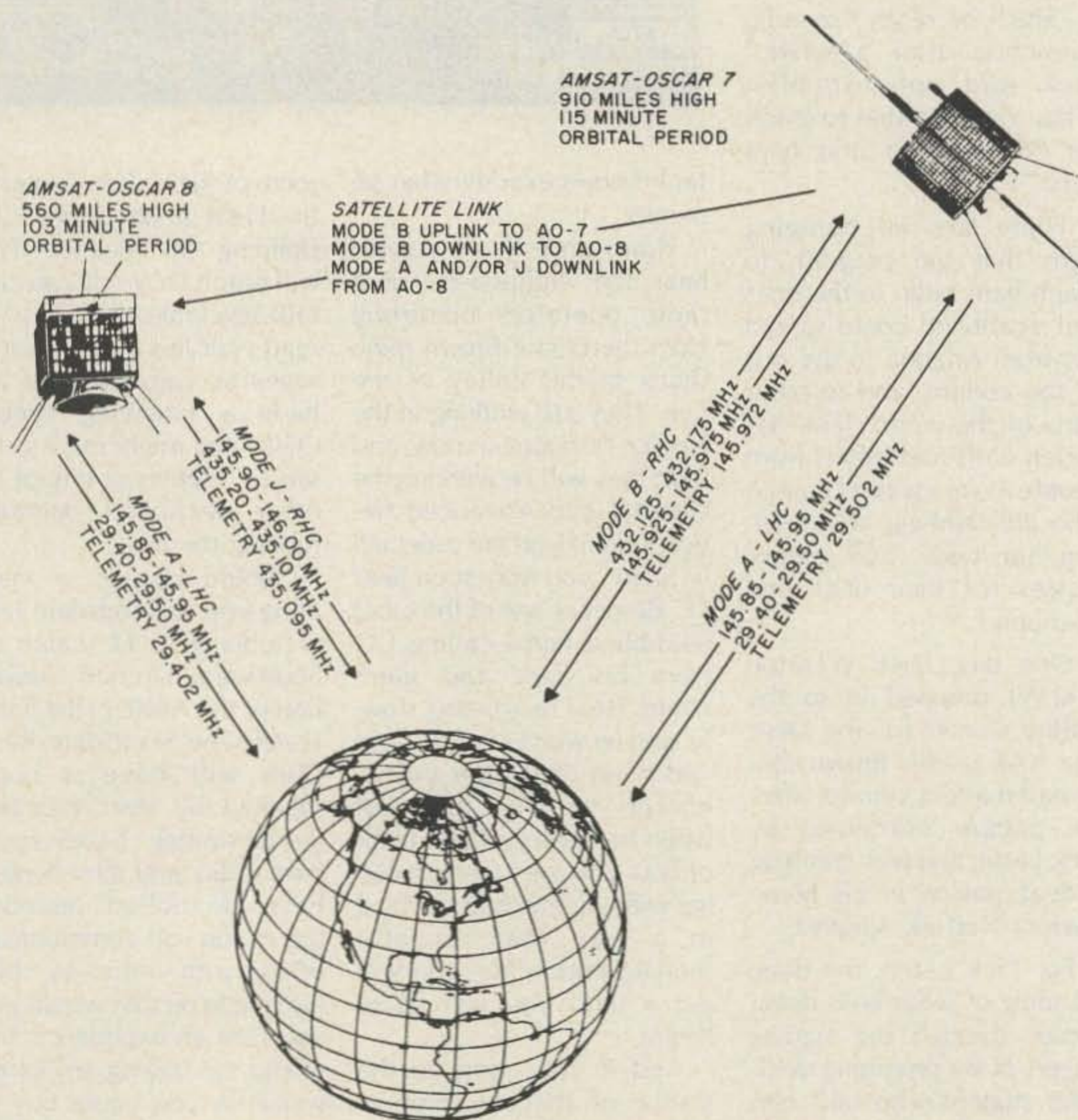


Fig. 1. Frequency and orbital relationships.

Every time I look at the advertisements in my favorite ham magazines, I envision the ultimate "superstation" ready to zap any unwitting amateur satellite that dares to get within range of my home. But then reality steps into the picture. How dare everyday living expenses take precedence over such a glorious dream?

I feel that many a potential OSCAR enthusiast or old pro has had his enthusiasm dampened when the prices of the various components seemingly needed to accomplish satellite communications came head to head with the family budget. Others read about exotic equipment used by some operators and don't realize that much simpler rigs are all that are really needed to operate effectively.

Introducing incredible tuning accuracy at an incredibly affordable price: The Command Series RF-3100 31-band AM/FM/SW receiver.\* No other shortwave receiver brings in PLL quartz synthesized tuning and all-band digital readout for as low a price.† The tuner tracks and "locks" onto your signal, and the 5-digit display shows exactly what frequency you're on.

There are other ways the RF-3100 commands the airways: It can travel the full length of the shortwave band (that's 1.6 to 30 MHz). It eliminates interference when stations overlap by narrowing the broadcast band. It improves reception in strong signal areas with RF Gain Control. And the RF-3100 catches Morse

communications accurately with BFO Pitch Control.

Want to bring in your favorite programs without lifting a finger? Then consider the Panasonic RF-6300 8-band AM/FM/SW receiver (1.6 to 30 MHz) has microcomputerized preset pushbutton tuning, for programming 12 different broadcasts, or the same broadcast 12 days in a row. Automatically. It even has a quartz alarm clock that turns the radio on and off to play your favorite broadcasts.

The Command Series RF-3100 and RF-6300. Two more ways to roam the globe at the speed of sound. Only from Panasonic.

\* Shortwave reception will vary with antenna, weather conditions, operator's geographic location and other factors. An outside antenna may be required for maximum shortwave reception.

† Based on a comparison of suggested retail prices.



RF-6300 8-band AM/FM/SW

## This Panasonic Command Series™ shortwave receiver brings the state of the art closer to the state of your pocketbook.



**With PLL Quartz Synthesized Tuning and Digital Frequency Readout.**

380 **Panasonic**  
just slightly ahead of our time.

What I hope to do in this article is to give you some practical and cost-effective ideas and alternatives with the goal of no lost operating efficiency. I do not intend to provide an introduction to OSCAR communications, its history, or its operating procedures. These topics have been covered many times in various articles in the ham magazines. A very good source of this type of information is the "Satellite Communications" package available from the ARRL and at most ham shops. This includes reprints of previously published articles in *QST* and also includes three OSCAR-locators™—a device used to locate the satellites.

I have included a few operating aids that could save you some time and frustration in attempting your first satellite contact. Also included in the article is a list of equipment suppliers that can save you some time-consuming research.

### **The Bare Requirements for Those Who Have Nothing**

Any amateur who has a rig capable of operating in the ten-meter band or has a multi-mode two-meter radio has a tremendous head start. The lucky ham who already has some equipment merely needs to read on, substituting his equipment in the obvious spots.

Let's briefly review just what frequencies we need to operate on both the existing birds and the planned AMSAT-OSCAR Phase IIIB. Mode A's uplink is 145.85-145.95 MHz, with the downlink at 29.4-29.5 MHz; Mode B's uplink is 432.125-432.175 MHz, with the downlink at 145.975-145.925 MHz (inverted); Mode J's uplink is 145.9-146.0 MHz, with the downlink at 435.2-435.1 MHz (inverted); and Phase

IIIB's planned Mode B transponder's uplink is 435.3-435.15 MHz, with the downlink at 145.97-145.82 MHz (inverted). The common denominator of all these combinations is the capability to transmit and/or receive on two meters.

The station requirements aren't like those for regular terrestrial transceive operations, due to the very nature of the satellite transponders. As Fig. 1 shows, the satellite accepts one transmitted frequency, amplifies it, and linearly translates the signal into the transmitted downlink frequency. Two rigs (or a separate transmitter and receiver) are required for this duplex operation.

It's not impossible to operate with a single transceiver (with the proper converter) into the spacecraft; several hams have done it. However, the Doppler shifts (frequency changes in received signal due to satellite motion in relation to the ground station) and the inability to hear the strength or quality of one's downlink while transmitting usually cause hopping back and forth in the passband and cause unnecessary QRM. It really is preferable to operate with two independent units, be they two separate transceivers or a separate transmitter and receiver combination.

Let's begin with equipment commercially available and develop alternatives for all three operational modes. Almost any multi-mode two-meter radio on the market today will serve you well and also give you a nice, solid ten-Watt output. Another nice benefit is FM, if you're into that. But those multi-mode units are expensive.

A cheaper alternative is the Icom 202S or 202, which

allows SSB and CW two-meter operation within the 200-kHz range of OSCAR operations. It gives you, after the installation of the readily-available crystal, three primary mode capabilities: uplink with a linear amplifier on Mode A and Mode J or barefoot on QRP days (UTC Mondays) and downlink on Mode B. The radio has a very hot receiver—in fact, downlink on Mode B easily can be copied from horizon to horizon with the collapsible antenna provided. (Of course, much better reception results with the use of an external antenna.)

The radio has an output of three Watts PEP and can operate independently with its self-contained battery pack. The Icom 202 can be modified to receive lower sideband (it only transmits and receives upper sideband) and is available used at very reasonable prices. The Icom 202S already has the lower sideband capability. Articles in the September, 1978, and December, 1979, *AMSAT Newsletter* illustrate the conversion, or you can contact Icom directly for conversion information.

The twin to the 202S is the 402, Icom's 432-435-MHz SSB/CW transceiver. This radio also has a hot receiver section, while the transmit section also has an output of three Watts PEP. The 402 retails for approximately \$100 more than the 202S. With the appropriate crystals, this radio covers the OSCAR 7 and Phase IIIB Mode B uplink frequencies and the OSCAR 8 Mode J downlink frequency. Icom recently introduced the new IC-451A, a 432-MHz multi-mode radio capable of ten-Watt output, similar to their two-meter multi-mode series. KLM also has available a 432-435-MHz SSB/CW transceiver with a ten-Watt output.

Other commercial radios are available, and while these radios could prove to be the cornerstones of your operations, there are cheaper alternatives. If straight CW is your bag, the Ameco 62 (AM/CW only) provides an excellent two-meter uplink at a good workable power level. The radio can be operated VXO (variable crystal oscillator) with the modifications as described by Raphael Soifer in the March, 1976, *AMSAT Newsletter*. The radio easily can drive a varactor tripler to 432 MHz for a CW signal that won't need an amplifier for OSCAR 7. This is a very popular radio with the CW crowd. The Ameco often can be had for less than \$100 through ads, at hamfests, and as used equipment at ham shops.

The local pawn shop, want ads, or flea market may provide one of the cheapest and best additions you can ask for: an SSB/AM CB radio. Most of the phase-locked loop radios are capable of extended-frequency operation and expanded-clarifier (VXO) operation. This inexpensive radio (after conversion) could truly turn out to be the workhorse you have been needing: downlink for Mode A and, with separate downconverters, for Mode B and/or J, and, finally, rf drive for your 145-MHz and/or 432-435-MHz uplink converter.

It should be noted that the new CBs have a much sharper and more sensitive receiver than almost any ham rig capable of operating in the ten-meter range. Obviously, this is a tremendous asset for operating; as we all know, you have to hear 'em before you can work 'em. The cost is nice, too. Two new or recycled CBs, after commercial conversion (if desired), plus the purchase of the required



# 16K Memory 8/\$16.95

4116 300ns

ALL MERCHANDISE 100% GUARANTEED

CALL US FOR VOLUME QUOTES

## LS SERIES

74LS00	.25	74LS163	.95
74LS01	.25	74LS164	.95
74LS02	.25	74LS165	.95
74LS03	.25	74LS166	2.40
74LS04	.25	74LS168	1.75
74LS05	.25	74LS169	1.75
74LS08	.35	74LS170	1.75
74LS09	.25	74LS173	.80
74LS10	.25	74LS174	.95
74LS11	.35	74LS175	.95
74LS12	.35	74LS181	2.15
74LS13	.45	74LS189	9.95
74LS14	1.00	74LS190	1.00
74LS15	.35	74LS191	1.00
74LS20	.25	74LS192	.85
74LS21	.35	74LS193	.95
74LS22	.25	74LS194	1.00
74LS26	.35	74LS195	.95
74LS27	.35	74LS196	.85
74LS28	.35	74LS197	.85
74LS30	.25	74LS221	1.20
74LS32	.35	74LS240	1.85
74LS33	.55	74LS241	1.85
74LS37	.55	74LS242	1.85
74LS38	.35	74LS243	1.85
74LS40	.25	74LS244	1.75
74LS42	.55	74LS245	2.85
74LS47	.75	74LS247	.76
74LS48	.75	74LS248	1.25
74LS49	.75	74LS249	.99
74LS51	.25	74LS251	1.30
74LS54	.35	74LS253	.85
74LS55	.35	74LS257	.85
74LS63	1.25	74LS258	.85
74LS73	.40	74LS259	2.85
74LS74	.45	74LS260	.65
74LS75	.50	74LS266	.55
74LS76	.40	74LS273	1.65
74LS78	.50	74LS275	3.35
74LS83	.75	74LS279	.55
74LS85	1.15	74LS280	1.98
74LS86	.40	74LS283	1.00
74LS90	.65	74LS290	1.25
74LS91	.89	74LS293	1.85
74LS92	.70	74LS295	1.05
74LS93	.65	74LS298	1.20
74LS95	.85	74LS352	1.55
74LS96	.95	74LS353	1.55
74LS107	.40	74LS363	1.35
74LS109	.40	74LS365	.95
74LS112	.45	74LS366	.95
74LS113	.45	74LS367	.70
74LS114	.50	74LS368	.70
74LS122	.45	74LS373	1.85
74LS123	.95	74LS374	1.80
74LS124	2.99	74LS377	1.45
74LS125	.95	74LS378	1.18
74LS126	.85	74LS379	1.35
74LS132	.75	74LS385	1.90
74LS136	.55	74LS386	.65
74LS137	.99	74LS390	1.90
74LS138	.75	74LS393	1.90
74LS139	.75	74LS395	1.65
74LS145	1.20	74LS399	1.70
74LS147	2.49	74LS447	.37
74LS148	1.35	74LS490	1.95
74LS151	.75	74LS668	1.69
74LS153	.75	74LS669	1.89
74LS154	2.35	74LS670	2.20
74LS155	1.15	74LS674	9.65
74LS156	.95	74LS682	3.20
74LS157	.75	74LS683	2.30
74LS158	.75	74LS684	2.40
74LS160	.90	74LS685	2.40
74LS161	.95	74LS688	2.40
74LS162	.95	74LS689	2.40

## 7400 SERIES

7400	.19	74128	.55
7401	.19	74132	.45
7402	.19	74136	.50
7403	.19	74141	.65
7404	.19	74142	2.95
7405	.22	74143	2.95
7406	.22	74144	2.95
7407	.22	74145	.60
7408	.24	74147	1.75
7409	.19	74148	1.20
7410	.19	74150	1.35
7411	.25	74151	.65
7412	.30	74152	.65
7413	.35	74153	.55
7414	.55	74154	1.40
7416	.25	74155	.75
7417	.25	74156	.65
7420	.19	74157	.55
7421	.35	74159	1.65
7422	.29	74160	.85
7423	.29	74161	.70
7425	.29	74162	.85
7426	.29	74163	.85
7427	.29	74164	.85
7428	.45	74165	.85
7430	.19	74166	1.00
7432	.29	74167	1.95
7433	.45	74170	1.65
7437	.29	74172	5.95
7438	.29	74173	.75
7440	.19	74174	.89
7442	.49	74175	.89
7443	.65	74176	.89
7444	.69	74177	.75
7445	.69	74178	1.15
7446	.59	74179	1.75
7447	.69	74180	.75
7448	.69	74181	2.25
7450	.19	74182	.75
7451	.23	74184	2.00
7453	.23	74185	2.00
7454	.23	74186	18.50
7460	.23	74190	1.15
7464	.39	74191	1.15
7465	.39	74192	.79
7470	.35	74193	.79
7472	.29	74194	.85
7473	.34	74195	.85
7474	.35	74196	.79
7475	.49	74197	.75
7476	.35	74198	1.35
7480	.59	74199	1.35
7481	1.10	74221	1.35
7482	.95	74246	1.35
7483	.50	74247	1.25
7484	.50	74248	1.85
7485	.65	74249	1.95
7486	.35	74251	.75
7489	4.95	74259	2.25
7490	.35	74265	1.35
7491	.40	74273	1.95
7492	.50	74276	1.25
7493	.49	74279	.75
7494	.65	74283	2.00
7495	.55	74284	3.75
7496	.70	74285	3.75
7497	2.75	74290	.95
74100	1.00	74293	.75
74107	.30	74298	.85
74109	.45	74351	2.25
74110	.45	74365	.65
74111	.55	74366	.65
74116	1.55	74367	.65
74120	1.20	74368	.65
74121	.29	74376	2.20
74122	.45	74390	1.75
74123	.55	74393	1.35
74125	.45	74425	3.15
74126	.45	74426	.85
		74490	2.55

## T.V. CIRCUITS

MC1330	1.89
MC1350	1.29
MC1358	1.79
LM380	1.29
LM386	1.50
LM565	.99
LM741	.29
LM1310	2.90
LM1800	2.99
LM1889	2.49

## MISC.

8T26	1.69	3242	9.95
8T28	2.49	AY5-1013	3.95
8T95	.99	TR1602	4.95
8T96	.99	IM6402	7.95
8T97	.99	1771	24.95
8T98	.99	1791	36.95
1488	.99	UPD765	39.95
1489	.99	8272	39.95
DM8131	2.95		

## CMOS

74C00	.35	74C373	2.75	4018	.95	4093	.95
74C02	.35	74C374	2.75	4019	.45	4099	1.95
74C04	.35	74C901	.80	4020	.95	14409	8.95
74C08	.35	74C902	.85	4021	.95	14410	8.95
74C10	.35	74C903	.85	4022	1.15	14411	9.95
74C14	1.50	74C905	10.95	4023	.35	14412	12.95
74C20	.35	74C906	.95	4024	.75	14419	2.95
74C30	.35	74C907	1.00	4025	.35	4502	.95
74C32	.50	74C908	2.00	4026	1.65	4503	.65
74C42	1.75	74C909	2.75	4027	.65	4508	1.95
74C48	2.10	74C910	9.95	4028	.80	4510	.95
74C73	.65	74C911	10.00	4029	.95	4511	.95
74C74	.85	74C912	10.00	4030	.45	4512	.95
74C76	.80	74C914	1.95	4034	2.95	4514	1.25
74C83	1.95	74C915	2.00	4035	.85	4515	2.25
74C85	1.95	74C918	2.75	4040	.95	4516	1.55
74C86	.95	74C920	17.95	4041	1.25	4518	1.25
74C89	4.50	74C921	15.95	4042	.75	4519	1.25
74C90	1.75	74C922	5.95	4043	.85	4520	1.25
74C93	1.75	74C923	5.95	4044	.85	4522	1.25
74C95	1.75	74C925	6.75	4046	.95	4526	1.25
74C107	1.00	74C926	7.95	4047	.95	4527	1.95
74C150	5.75	74C927	7.95	4049	.55	4528	1.25
74C151	2.25	74C928	7.95	4050	.55	4531	.95
74C154	3.25	74C929	19.95	4051	.95	4532	1.95
74C157	1.75	74C930	19.95	4053	.95	4538	1.95
74C160	2.00	4000	.35	4060	1.45	4539	1.95
74C161	2.00	4001	.35	4066	.75	4543	2.70
74C162	2.00	4002	.25	4068	.40	4555	.95
74C163	2.00	4006	.95	4069	.35	4556	.95
74C164	2.00	4007	.29	4070	.35	4581	1.95
74C165	2.00	4008	.95	4071	.30	4582	1.95
74C173	2.00	4009	.45	4072	.30	4584	.95
74C174	2.25	4010	.45	4073	.30	4585	.95
74C175	2.25	4011	.35	4075	.30	4702	12.95
74C192	2.25	4012	.25	4076	.95	4724	1.50
74C193	2.25	4013	.45	4078	.30	80C07	.95
74C195	2.25	4014	.95	4081	.30	80C95	.85
74C200	5.75	4015	.95	4082	.30	80C96	.95
74C221	2.25	4016	.45	4085	.95	80C97	.95
		4017	1.15	4086	.95	80C98	1.20

## DIP SWITCHES

4 position	.85
5 position	.90
6 position	.90
7 position	.95
8 position	.95

## CONNECTORS

RS232 MALE	3.25
RS232 FEMALE	3.75
RS232 HOOD	1.25
S-100 ST	3.95
S-100 WW	4.95

## TRANSISTORS

PN2222	10/1.00	100/8.99
2N3904	10/1.00	100/8.99
2N3906	10/1.00	100/8.99
2N3055	.79	10/6.99
IN4148		25/1.00
IN4004		10/1.00

## LINEAR

LM301V	.34	LM741V	.29
LM308V	.98	LM747	.79
LM309K	1.49	LM748V	.59
LM311	.64	LM1310	2.90
LM317T	1.95	MC1330	1.89
LM317K	3.95	MC1350	1.29
LM318	1.49	MC1358	1.79
LM323K	4.95	LM1414	1.59
LM324	.59	LM1458V	.69
LM337K	3.95	LM1488	1.39
LM339	.99	LM1489	1.39
LM377	2.29	LM1800	2.99
LM380	1.29	LM1889	2.49
LM386V	1.50	LM3900	.59
LM555V	.39	LM3909V	.98
LM556	.69	LM3914	3.95
LM565	.99	LM3915	3.95
LM566V	1.49	LM3916	3.95
LM567V	1.29	75451V	.39
LM723	.49	75452V	.39
LM733	.98	75453V	.39

T=TO-220 V=8 PIN K=TO-3

## 74S00 SERIES

Uplink Frequency	Mode A Downlink		Mode J Downlink	145.928	29.478	29.470	435.178
	AO-7	AO-8	AO-8				
145.850 MHz	29.400	-	-	145.929	29.479	29.471	435.177
145.851	29.401	-	-	145.930	29.480	29.472	435.176
145.852	29.402	-	-	145.931	29.481	29.473	435.175
145.853	29.403	-	-	145.932	29.482	29.474	435.174
145.854	29.404	-	-	145.933	29.483	29.475	435.173
145.855	29.405	-	-	145.934	29.484	29.476	435.172
145.856	29.406	-	-	145.935	29.485	29.477	435.171
145.857	29.407	-	-	145.936	29.486	29.478	435.170
145.858	29.408	29.400 MHz	-	145.937	29.487	29.479	435.169
145.859	29.409	29.401	-	145.938	29.488	29.480	435.168
145.860	29.410	29.402	-	145.939	29.489	29.481	435.167
145.861	29.411	29.403	-	145.940	29.490	29.482	435.166
145.862	29.412	29.404	-	145.941	29.491	29.483	435.165
145.863	29.413	29.405	-	145.942	29.492	29.484	435.164
145.864	29.414	29.406	-	145.943	29.493	29.485	435.163
145.865	29.415	29.407	-	145.944	29.494	29.486	435.162
145.866	29.416	29.408	-	145.945	29.495	29.487	435.161
145.867	29.417	29.409	-	145.946	29.496	29.488	435.160
145.868	29.418	29.410	-	145.947	29.497	29.489	435.159
145.869	29.419	29.411	-	145.948	29.498	29.490	435.158
145.870	29.420	29.412	-	145.949	29.499	29.491	435.157
145.871	29.421	29.413	-	145.950	29.500	29.492	435.156
145.872	29.422	29.414	-	145.951	-	29.493	435.155
145.873	29.423	29.415	-	145.952	-	29.494	435.154
145.874	29.424	29.416	-	145.953	-	29.495	435.153
145.875	29.425	29.417	-	145.954	-	29.496	435.152
145.876	29.426	29.418	-	145.955	-	29.497	435.151
145.877	29.427	29.419	-	145.956	-	29.498	435.150
145.878	29.428	29.420	-	145.957	-	29.499	435.149
145.879	29.429	29.421	-	145.958	-	29.500	435.148
145.880	29.430	29.422	-	145.959	-	-	435.147
145.881	29.431	29.423	-	145.960	-	-	435.146
145.882	29.432	29.424	-	145.961	-	-	435.145
145.883	29.433	29.425	-	145.962	-	-	435.144
145.884	29.434	29.426	-	145.963	-	-	435.143
145.885	29.435	29.427	-	145.964	-	-	435.142
145.886	29.436	29.428	-	145.965	-	-	435.141
145.887	29.437	29.429	-	145.966	-	-	435.140
145.888	29.438	29.430	-	145.967	-	-	435.139
145.889	29.439	29.431	-	145.968	-	-	435.138
145.890	29.440	29.432	-	145.969	-	-	435.137
145.891	29.441	29.433	-	145.970	-	-	435.136
145.892	29.442	29.434	-	145.971	-	-	435.135
145.893	29.443	29.435	-	145.972	-	-	435.134
145.894	29.444	29.436	-	145.973	-	-	435.133
145.895	29.445	29.437	-	145.974	-	-	435.132
145.896	29.446	29.438	-	145.975	-	-	435.131
145.897	29.447	29.439	-	145.976	-	-	435.130
145.898	29.448	29.440	-	145.977	-	-	435.129
145.899	29.449	29.441	-	145.978	-	-	435.128
145.900	29.450	29.442	-	145.979	-	-	435.127
145.901	29.451	29.443	-	145.980	-	-	435.126
145.902	29.452	29.444	-	145.981	-	-	435.125
145.903	29.453	29.445	-	145.982	-	-	435.124
145.904	29.454	29.446	-	145.983	-	-	435.123
145.905	29.455	29.447	-	145.984	-	-	435.122
145.906	29.456	29.448	435.200 MHz	145.985	-	-	435.121
145.907	29.457	29.449	435.199	145.986	-	-	435.120
145.908	29.458	29.450	435.198	145.987	-	-	435.119
145.909	29.459	29.451	435.197	145.988	-	-	435.118
145.910	29.460	29.452	435.196	145.989	-	-	435.117
145.911	29.461	29.453	435.195	145.990	-	-	435.116
145.912	29.462	29.454	435.194	145.991	-	-	435.115
145.913	29.463	29.455	435.193	145.992	-	-	435.114
145.914	29.464	29.456	435.192	145.993	-	-	435.113
145.915	29.465	29.457	435.191	145.994	-	-	435.112
145.916	29.466	29.458	435.190	145.995	-	-	435.111
145.917	29.467	29.459	435.189	145.996	-	-	435.110
145.918	29.468	29.460	435.188	145.997	-	-	435.109
145.919	29.469	29.461	435.187	145.998	-	-	435.108
145.920	29.470	29.462	435.186	145.999	-	-	435.107
145.921	29.471	29.463	435.185	145.600	-	-	435.106
145.922	29.472	29.464	435.184	145.601	-	-	435.105
145.923	29.473	29.465	435.183	145.602	-	-	435.104
145.924	29.474	29.466	435.182	145.603	-	-	435.103
145.925	29.475	29.467	435.181	145.604	-	-	435.102
145.926	29.476	29.468	435.180	145.605	-	-	435.101
145.927	29.477	29.469	435.179	145.606	-	-	435.100
				Telemetry	29.502	29.402	435.095

Table 1. Mode A and Mode J frequency relationships ( $\pm$  Doppler).

converters will be cheaper than the purchase of a single new or used multi-mode rig. With luck, recycled rigs could be cheaper than the cost of the new Icom 202S described earlier. Thus, the recycled CB could prove to be both highly useful and cost effective.

Even cheaper are the CB boards available from various sources. These boards can be modified to receive SSB/CW signals and can be

used to provide rf drive for CW into converters or varactors (as could an AM CB radio). The board(s) also could be dedicated to receive the telemetry channel(s) of both the existing satellites and the upcoming birds. A recent ad offered two of these boards for \$25. A note to the wise, though: Be sure to specify the sixteen-pin PLL 02A boards, as the eighteen-pin boards may be next to impossible to convert. Two of the best conversion articles are in

the June and September, 1980, issues of *73 Magazine*.

Kits can save many dollars if you have the time and necessary equipment available. Something to remember is that unassembled kits gathering dust do not pay off as do already-assembled operating units. You have to decide how much time you have and just how valuable it is to you, weighing also the educational aspect of the construction project.

For CW-only operation, for both 145 MHz and 432-435 MHz, new FM transmit board kits can be purchased for under \$50 to provide drive for a suitable amplifier. The boards usually provide one to two Watts output barefoot. These boards are for crystal-controlled operation, but many on-the-air operators are using them with great success. Someone must have come up with a VXO scheme by now.

Another source of CW

# MIRAGE VHF/UHF

## Solid-State POWER AMPLIFIERS



**MIRAGE B-23** All mode Solid State VHF Power Amplifier for Hand-helds & low power FM/SSB transceivers. For 144 to 148 MHz, 100mw to 5w in/30w out @ 2w, RF relay. Size: 4 3/4" w x 2 1/4" h x 2 1/4" d. Wt. 1 1/4 lbs. 13.6 Vdc @ 5 Amps.  
**Regular \$89<sup>95</sup> - Sale Price \$79<sup>95</sup>**



**MIRAGE B-108** Solid State VHF Power Amplifier with built-in switchable 10db gain/2.5db N.F. receive preamplifier. For 144-148 MHz, 5-15w in/80w out @ 10w. Operates with as little as 1w; 1-2w in gives 15-30w out. Linear, for FM, CW and SSB with external or automatic internal relay keying with adjustable delay. Size: 5 3/8" w x 3" h x 8" d. Wt. 3 lbs. Requires 13.6 Vdc @ 10-12 Amps.  
**Regular \$179<sup>95</sup> - Sale Price \$159<sup>95</sup>**

**MIRAGE B-1016** Similar to B-108, except 5-15w in/160w nominal out @ 10w; 1-2w in gives 30-60w out. Size: 5 3/8" w x 3" h x 12" d. Wt. 5 lbs. 13.6 Vdc @ 20-25 Amps.  
**Regular \$279<sup>95</sup> - Sale Price \$249<sup>95</sup>**

**MIRAGE B-3016** Same as B-1016, except rated 15-45w in/160w out @ 30w input. Requires 13.6 Vdc @ 20-25A.  
**Regular \$239<sup>95</sup> - Sale Price \$209<sup>95</sup>**

**MIRAGE D-1010** 430 to 450 Mhz All Mode Amplifier. 5-15w in/100w out @ 10w; 1w in/25w out, 3w in/75w out. Size: 3" h x 5 1/2" w x 12" d, 5 lbs. 13.6 Vdc @ 20A. Model D-1010N same, but with Type N connectors - add \$9.00.  
**Regular \$319<sup>95</sup> - Sale Price \$289<sup>95</sup>**



### HT CLOSEOUT

**PACE Communicator MX**  
 Compact, 2m hand-held FM Transceiver. 144-148 Mhz, 1 watt, 6 channels with 18 channel capability (6 simplex, 6 at +600 KHz, 6 at -600 KHz), 1 channel installed (146.52 simplex). Only one crystal per channel. Complete with flexible rubber antenna, nicad battery & charger. Size: 2 1/4" w x 6 1/8" h x 1 3/4" d. Wt. 16 oz.  
**Closeout Price .... \$129<sup>95</sup>**  
 Crystal Certificates ..... each \$5.00



## ENCOMM

# Santec HT-1200

Microprocessor controlled 2m FM hand-held. Keyboard frequency entry w/LED display, 143.000 to 148.995 (Tx); to 149.995 (Rx) Ten memory channels programmed for 146.52, 76, 82, 88, 94; 147.00, 06, 12, 18 & 51 (re-programmable). Scan and search, ± 600 KHz offsets or any odd split using memory 1 or 4 watts. Size: 2 3/4" w x 6 1/8" h x 1 1/4" d, 1 1/4 lbs. With Nicad battery, flex antenna, wall charger, earphone & strap.

**Regular \$379 - Sale Price \$319**

#### ACCESSORIES:

- ST-LC Leather case ..... \$29.95
- ST-5BC 5-hour base quick charger & stand ..... 69.95
- SM-1 Remote speaker microphone ..... 29.95
- ST-500B Extra 500ma nicad battery ..... 24.95
- ST-MC Mobile charge/power cord ..... 9.95
- ST-EC External charge adaptor ..... 4.95
- SS-32 Subaudible tone generator ..... 29.95
- MC-50S Remote speaker ..... 14.95
- ST-EMC External microphone connector ..... 6.95

## SAVE \$\$ on ROBOT



**Model 800 SPECIALTY MODE TERMINAL**

**Regular \$895 - Sale Price \$799<sup>95</sup>**



**Model 400 SSTV SCAN CONVERTER**

**Regular \$795 - Sale Price \$699<sup>95</sup>**

#### ACCESSORIES:

- RF-1 RF modulator board ..... \$ 29.00
- RCA TC-1000 B/W CCTV camera ..... Sale 239.95
- RCA TC-1110 9" B/W TV monitor ..... Sale 184.95



**Summer Special!**  
**EIMAC**  
**3-500Z TUBES**  
**\$99<sup>95</sup> each**

## Standard C7800

### New for 450 Mhz!



**STANDARD C7800 450 MHz FM Transceiver.** Microprocessor controlled - 480 channels in 25 kHz steps, 438 to 449.975, 1 or 10w nominal output. Coverage divided in to 12 steps of 1 MHz, each 1 MHz span is scanned up and down at 25 KHz or 50 KHz intervals, fast or slow, automatically searching for busy or vacant channels; instant push-button access to two priority channels. Program and scan any 5 frequencies, has memory back-up. Microphone has built-in up-down frequency control. LED readout & S/Rf meter. 6 3/4" w x 2 1/2" h x 6 1/2" d, 6 1/2 lbs. 13.8 VDC/4 1/2 A. With mobile mount and DC cord.

**AES Introductory Price ... \$399<sup>95</sup>**

# BIRD43

## THRULINE WATTMETER



Read forward & reflected power directly, accurately. Covers wide range of frequency and power levels with low VSWR & insertion loss. Economical and flexible; buy only the element(s) covering your present frequency and power levels - add extra ranges as requirements expand.

- Model 43 wattmeter w/SO-239 connectors .... \$142.00
- Model 4431 as abv, w/variable RF sampler ... 240.00
- Elements, 2-30 Mhz, (see table below) ... each 55.00
- Elements, 25-1000 MHz, (see table) ..... each 45.00
- CC-1 Carrying case ..... 28.00
- 4240-062 Type N female QC connector ... each 7.00
- 4240-063 Type N male QC connector ..... each 10.00
- 4240-125 BNC female QC connector ..... each 9.00
- 4240-132 BNC male QC connector ..... each 20.00

Power Range	Frequency Bands (MHz)					
	2-30	25-60	50-125	100-250	200-500	400-1000
5 watts	—	5A	5B	5C	5D	5E
10 watts	—	10A	10B	10C	10D	10E
25 watts	—	25A	25B	25C	25D	25E
50 watts	50H	50A	50B	50C	50D	50E
100 watts	100H	100A	100B	100C	100D	100E
250 watts	250H	250A	250B	250C	250D	250E
500 watts	500H	500A	500B	500C	500D	500E
1000 watts	1000H	1000A	1000B	1000C	1000D	1000E
2500 watts	2500H					
5000 watts	5000H					

**ELEMENT TABLE**

Order direct from this ad - send Check or Money Order. To expedite prompt shipment, Call TOLL FREE and use MASTERCARD or VISA; phone COD orders accepted. Prices DO NOT include shipping charges.



**STORE HOURS:** Mon, Tue Wed & Fri 9-5:30; Thurs 9-8 (Vegas 9-6); Sat 9-3 • Milw WATS line open for orders until 8 pm CDST, Mon thru Thurs.

**Call Toll Free: 1-800-558-0411**

*In Wisconsin (outside Milwaukee Metro Area)*

✓ 467 **1-800-242-5195**

# AMATEUR ELECTRONIC SUPPLY<sup>®</sup> Inc.

**4828 W. Fond du Lac Avenue; Milwaukee, WI 53216 - Phone (414) 442-4200**

### AES BRANCH STORES

### ASSOCIATE STORE

**WICKLIFFE, Ohio 44092**  
 28940 Euclid Avenue  
 Phone (216) 585-7388  
 Ohio Wats 1-800-362-0290  
 Outside Ohio 1-800-321-3594

**ORLANDO Florida 32803**  
 621 Commonwealth Ave.  
 Phone (305) 894-3238  
 Fla. Wats 1-800-432-9424  
 Outside Fla. 1-800-327-1917

**LAS VEGAS, Nevada 89106**  
 1072 N. Rancho Drive  
 Phone (702) 647-3114  
 Pete, WA8PZA & Squeak, AD7K  
 Outside Nev. 1-800-634-6227

**ERICKSON COMMUNICATIONS**  
 CHICAGO, Illinois 60630  
 5456 N. Milwaukee Avenue  
 Phone (312) 631-5181  
 Outside ILL. 1-800-621-5802

UHF is a varactor tripler which can cheaply convert 144-MHz signals into 432-MHz CW output. Varactor designs can be found in the *ARRL Handbook* and in the September, 1976, *AMSAT Newsletter*. This device can triple your 144-MHz drive to 432 MHz (or 145 MHz to 435 MHz for Phase IIIB). Depending upon signal input into the device, there may be no need for an amplifier. The typical efficiency is around 60%. Remember that the device is useful only for CW operation. It will not linearly translate SSB.

Kits and assembled units are available for linear transverters and converters capable of operation in almost any desired band or frequency. For example, kits or completed units are available for converting received ten-meter signals into two-meter signals for those persons possessing a two-meter radio. Usually these transverters take ten-meter (or two-meter, depending on the unit) rf drive and linearly convert that signal into the desired output frequency. The resulting output varies from a few milliwatts up to two Watts (again depending on the unit), usually just the right amount to drive an amplifier.

The receiving converters operate on the same principle. Naturally, the higher the frequency the higher the cost, and also the more critical the construction techniques required. The beauty of these transverters and converters lies in their ability to be adjusted to various frequency requirements merely by crystal changes. For example, you can permanently convert your SSB CB radio to the 29.4-29.5-MHz Mode A downlink frequency and still use this radio to provide your intermediate frequency (i-f). I-f is the fre-

quency that is mixed with the transverter's or converter's crystal-generated harmonics and results in the final product, either transmitted or received. The "normal" comparison is 28.0 MHz, equaling 432 or 435 MHz (crystal frequencies of 44.888 MHz or 45.222 MHz multiplied by nine and added to 28.0 MHz).

As is obvious, all that really needs conversion—if the 28.0-MHz or 144.0-MHz i-f is not precisely available (but is reasonably nearby)—is the rather cheap converter crystal. In other words, you could use the original frequencies the CB radio generated, if you so desired. You probably would want to expand the clarifier adjustment to allow the radio to expand both its transmit and receive variable capability to 10 kHz (the difference between channels). Another advantage is that the converter can be remotely mounted at the antenna or in the attic closer to the antenna, both of which placements reduce line loss.

#### Antennas: Large Signal from Small Size

Antennas have been and will be exhaustively discussed everywhere. As hams know, there never has been a perfect design for all applications. While many antennas give the overall desired results, the inborn tinkering instincts of most hams dictate modifications and/or designs of their own. Satellite antennas are no exception, especially since signals to and from the satellite experience Faraday rotation. This effect causes fading and loss of signal if the antenna is not circularly polarized. (See the *ARRL's Satellite Communications* for a more technical explanation.) Obviously this effect opens up a fertile area for antenna

design and experimentation.

The nice things about VHF/UHF antennas are their relatively low cost and small size. These antennas can fit easily into most zoning laws and regulations of local neighborhoods, especially since the antennas are not 50-150 feet in the air. These antennas can be mounted easily low on the roof, or even at ground level. You can experiment cheaply with various designs and approaches as you dream them up. The connectors may cost as much or more than the other materials in the antenna! Home-built antennas do require accuracy in measurements, especially at UHF, but there is no real problem if you're careful.

For Mode A downlink, an inverted single-loop quad with a preamplifier is a very cheap but effective antenna and is easily placed out of sight in your attic or attached to your ceiling. This antenna is essentially a full-wave loop pointing straight up. Bernie Glassmeyer of ARRL headquarters is the designer of this antenna and will supply you with the design for an SASE. Briefly described, the loop is 34' 1" of regular antenna wire, with a 5.5', 72-Ohm coax cable matching stub into a 52-Ohm coax mate.

Of course, other antennas are useful, such as converted CB antennas, dipoles, and existing ten-meter beams. However, the ten-meter directional antennas are really effective up to 30° above the horizon. Unless you can control or modify your elevation, you really need the inverted-loop quad above this elevation. Some possibilities include permanently tilting your directional antenna 30°+ above the horizon, but you may still get overhead fading and/or nulls. This is due to the beamwidth and orienta-

Uplink Frequency	Mode B Downlink
432.125 MHz	145.975 MHz
432.126	145.974
432.127	145.973
432.128	145.972
432.129	145.971
432.130	145.970
432.131	145.969
432.132	145.968
432.133	145.967
432.134	145.966
432.135	145.965
432.136	145.964
432.137	145.963
432.138	145.962
432.139	145.961
432.140	145.960
432.141	145.959
432.142	145.958
432.143	145.957
432.144	145.956
432.145	145.955
432.146	145.954
432.147	145.953
432.148	145.952
432.149	145.951
432.150	145.950
432.151	145.949
432.152	145.948
432.153	145.947
432.154	145.946
432.155	145.945
432.156	145.944
432.157	145.943
432.158	145.942
432.159	145.941
432.160	145.940
432.161	145.939
432.162	145.938
432.163	145.937
432.164	145.936
432.165	145.935
432.166	145.934
432.167	145.933
432.168	145.932
432.169	145.931
432.170	145.930
432.171	145.929
432.172	145.928
432.173	145.927
432.174	145.926
432.175	145.925

Telemetry: 145.972 MHz

Table 2. Mode B frequency relationships ( $\pm$  Doppler).

tion of your antenna—the higher the gain, the more compressed is your beamwidth. Your antenna is not circularly polarized, either, which contributes to the fades. These considerations normally are not a concern for non-OSCAR operations, but our little birds up there are consistently changing their positions relative to ourselves at 15,000 mph!

The turnstile antenna also is a cheap and effective antenna that can be built easily for 145-MHz and 432-MHz transmitting without worrying about tracking the satellite. This antenna is especially recommended for the novice at satellite operation. The prime advantage is the reasonable gain achieved without the need to track the satellite's motion. Of course, signal levels may not be the highest S-9s, but the idea is to gain the needed experience with the

# TERMINALL

The communications terminal that does it all!



**TERMINALL** is a hardware and software system which converts your TRS-80\* (Model I or Model III) into a state of the art communications terminal. **TERMINALL** is simple to use. **TERMINALL** gives you more for your money. **TERMINALL** works with a general purpose computer and is expandable. **TERMINALL** has it all!

## Simplicity

**TERMINALL** was designed from the outset to be easy to connect to your radio and easy to use. Plug into your receiver headphone jack and copy Morse code or radioteletype (RTTY). Plug into your CW key jack and send Morse code. Attach a microphone connector and send Baudot or ASCII RTTY using audio tones (AFSK). That's all there is to hooking it up.

The software may be loaded into your computer from cassette or disk. Enter your call sign and the time and you will start receiving immediately. No settings or adjustments are necessary to receive Morse code - it's fully automatic - and it works! You may type your message while receiving or transmitting.

You will be on the air, receiving and transmitting any mode in minutes. As we said, **TERMINALL** is simple.

## More for your money

■ **TERMINALL** has the RTTY terminal unit - demod and AFSK - built in. This results in a lower total cost because separate terminal units usually cost at least \$225 assembled, and most do not even have a crystal controlled AFSK. **TERMINALL** eliminates not only the higher cost of an external terminal unit, but also eliminates the hassle of interfacing to another piece of equipment.

■ **Outstanding documentation.** Professionally written, 90 page user manual - contains: step-by-step instructions - explicit examples - numerous photographs and illustrations - theory of operation - parts layouts - schematic diagrams - trouble shooting guide.

■ **Built in software backup** - set up the program parameters and messages the way you like to operate - then have the program save a new copy of itself - on either cassette or disk!

■ **Software** supplied on both cassette and auto-run diskette at no additional cost.

■ **Built in separate, multi-stage active filter RTTY and CW demodulators.** No phase lock loops. RTTY demodulator has 170 and 850Hz shift - keyboard selectable - and uses either the panel meter or scope outputs for easy tuning. Copy the weak ones. Copy the noisy ones. Copy the fading ones.

■ **Built in crystal controlled AFSK.** Rock stable for even the most demanding VHF or HF application. A must on many VHF RTTY repeaters.

■ **Built in hardware clock** - one second readout maintains correct time even during cassette I/O. User programmable time/date format.

■ **Built in 110 or 220 volt AC power supply.**

■ **Built in parallel printer driver software.** Simply attach a parallel ASCII printer (e.g. the EPSON MX-80) to your printer port to obtain hardcopy in all modes. Note: parallel printers typically cost less than serial ASCII printers.

■ **Fantastic Morse reception;** Six stage active filter demodulator copies the weak ones. Auto adaptive Morse algorithm copies the sloppy ones. Keyboard selectable noise threshold. Received code speed displayed on status line.

■ **Word wrapping,** word mode editing, diddle, ignore carriage returns, user programmable end of line sequence, adjustable carriage width, Transmit delay (fixed, none or auto adaptive) Break mode and more!

■ **The all-in-one TERMINALL design** makes it great for use on HF or VHF -Ham, Commercial, SWL or MARS! SWL's: we will be happy to modify **TERMINALL** for 425Hz reception instead of 850Hz, at no extra cost, if requested with your order. (Some News and weather services use 425Hz).

## General Purpose vs Dedicated

**TERMINALL** has capabilities far surpassing other "dedicated terminal" systems. And yet, since it works on a general purpose computer, the majority of your investment (the TRS-80) is spread out over many different applications - not just Radio communications. And your system is expandable. For example, Disk based mailbox software may be added at any time.

**Simplicity of operation. Lower cost. General purpose computer. What are you waiting for? This is the way to go!**

Complete with software on cassette and diskette, assembled and tested hardware, and extensive instruction manual. Specify Model I or Model III. Level II 16K required. **\$499.**



We Discount EPSON Printers.  
Call Now!

**MACROTRONICS, inc.®**

1125 N. Golden State Blvd.  
Turlock, CA 95380

✓44

To order toll free 1-800-344-7493  
In CA and for service (209) 667-2888

15 Day Money Back Trial Period. One year parts and labor limited warranty. Add \$4 shipping in U.S.A. CA residents add 6% sales tax.

We continue to experience telephone difficulties, please keep trying.

\*Recognized trademark of Tandy Corporation.

least possible amount of frustration. You will have plenty of time to get into more directive antennas and az-el (azimuth/elevation) later. This antenna can be built cheaply from almost any material available. A good article on this antenna's construction is in *Satellite Communications*.

Various VHF/UHF antenna designs have been offered by various authors, including quads, quagis, helicals, and crossed yagis. Excellent construction articles are referenced at the end of this article.

Quality commercial antennas are available from several reputable manufacturers (see Table 3). Cushcraft also offers an az-el mounting boom perfect for use with the Alliance U-100 rotor I will mention later. These antennas commercially available are crossed yagis with matching harnesses to provide an adjustable (i.e., left- or right-hand) circular polarization. These antennas usually have ten elements plus and provide 13 dB gain or more.

Something to remember, with whatever type of UHF antenna you do use, is that you should try to keep the line of sight clear to the satellite if at all possible. Unlike HF, signals on these frequencies are absorbed by trees and the like.

### **Preamplifiers, or How to Copy the Weak Ones**

It is remarkable that we amateurs can hear and communicate through our OSCAR satellites when you consider the many factors against it, such as: the up/downlink attenuations of the atmosphere, the relatively low power output from the satellite (100-milliwatt output on telemetry to a peak of two to ten PEP on the transponders), and so on.

But we can. And most of us are not merely satisfied to hear a weak signal when,

with a little extra effort and expense, we can copy strong signals without an increase in transmitted power. The best selling point about preamplifiers is the increase in sensitivity and selectivity to the receiving system for a relatively low cost. Preamps are commercially available for all the downlink frequencies (see Table 3).

Preamps normally are located at the antenna or in the attic as close to the antenna as possible, to allow peak efficiency. If the downconverter (especially for Mode J) is located at the antenna just following the preamp, maximum signal strength is achieved due to the UHF signal not being absorbed by the coax. Ten-meter signals are not attenuated nearly as much as those higher VHF/UHF frequencies. Power to the preamp located at the antenna can be duplexed up the coax to the antenna mounting to reduce additional wiring, if desired. The power requirement for these devices is quite low, and, in a pinch, a nine-volt transistor battery will suffice nicely.

Most enthusiasts use the preamps on Modes A and J. Mode B users, with adequate gain on their two-meter antennas, usually do not need a preamp. Signal levels for OSCAR 7 usually are more than sufficient for adequate reception, but it all depends on the station's receiver sensitivity, antenna, and length and type of coax used. It should be noted that most authorities are recommending the use of a preamp for the downlink from the Phase III satellites. One thing not usually mentioned is the possibility of achieving too *much* gain, thereby overloading the receiver and effectively reducing the quality of the signal. If overloading does occur, it usually occurs on direct overhead passes.

The purist on Mode J may want to resort to a more expensive low-noise preamp, but to get started, good results are achieved daily with the less-expensive but higher noise figure preamps. Another benefit of the less-expensive preamp for Mode J is its resistance to overloading and the resulting need for cavity filters (such as the 4×3×5 filter in *Satellite Communications*). The overloading, if it occurs, is a direct result of the 435 downlink being the third harmonic of the 145-MHz uplink. Usually the overload/crosstalk desense occurs in the more sensitive UHF preamplifiers.

These preamplifiers are readily available from commercial sources. They may be purchased anywhere for \$12.00 for a kit on up to an average ready-built price of \$25.00.

Another nice thing about preamps is the many good home-brew designs that are available using inexpensive parts. The *AMSAT Newsletter*, 73, and the *ARRL Handbook* all have carried several designs for the various frequencies and additional references are at the end of this article.

All in all, you can expect 12-20 dB of amplification of the received signals by use of the preamplifiers. If the noise figure of the preamplifier is below 2 or 3 dB, this amplification is generally enough to ensure that no deep fades are constantly encountered, assuming the use of a circularly-polarized antenna.

### **Az-El, or To Point or Not To Point?**

Many methods are employed by OSCAR users to point antennas at orbiting birds. As with most things, results depend on what the individual wants to spend.

One of the easiest methods is to use simple omni-

directional antennas, preferably with preamps for receiving and a slightly higher output power into an omnidirectional antenna for transmitting. Unfortunately, omni antennas do not furnish an abundance of gain; thus the need for higher power. This is not always needed, however, during periods of low load such as on weekday mornings and on QRP days.

Another easy method is the tilting of the directional antennas at the mast 30°+ above the horizon and using a regular rotor (if you have one) as the azimuth movement. The primary problem with this approach is on overhead passes, where the station could then experience a null. The null lasts only two minutes or so, however, and the vast majority of the time the satellite doesn't pass directly overhead. This is probably the cheapest of all the alternatives involving a directional antenna, other than pointing antennas by handpower.

The drawback with using higher power into omnidirectional antennas for constant use after you've gained your initial experience on the satellite is that the cost of the amplifier usually required to get the signal *consistently* into the bird exceeds the cost of two Alliance U-100 rotors and two directional VHF/UHF antennas. Two U-100 rotors and the commercially available mounting boom mentioned above (or a homemade mount) can easily furnish you both azimuth and elevation control.

Many hams use a heavier rotor for the azimuth rotor, but the U-100 is capable of handling the small antennas and a sister U-100 for this function. It does have the tendency to lose orientation in high winds, but several articles by Jim Bartlett in June and Sep-

tember, 1979, QST give some excellent methods of superior az-el control at a very reasonable cost. Non-conversion is quite acceptable, as well, however, as the rotors track in 10° progressions. The advantage of the Bartlett system is its precise tracking (within two or three degrees) of the birds. This is exceedingly useful for high-gain, narrow-beamwidth antennas such as those for use with Phase IIIB, and another benefit is that no recalibration is necessary after windstorms.

More expensive elevation and azimuth rotors are available but really aren't needed unless you want to get into EME or computer control. An excellent article on computer control was in the November/December, 1980, issue of *Orbit*, the AMSAT magazine. In that article, the author describes the computer program, the interface needed, and conversion mechanical aspects.

Essentially, az-el takes the place of more expensive linear amplifiers at a less expensive price, but it also takes its toll in necessary attention during flyby operation. You have to orient two rotors, adjust for Doppler, etc., and operate. (But that's part of the fun! If nothing else, imagine your neighbor catching glimpses of your antenna moving in some rather peculiar fashions, wondering if he is going crazy.) You also need to know where the satellite will be at three-minute intervals. Many calculator programs and computer programs have been written to solve this problem for you or you can "eyeball" it by using your OSCAR-locator™ or Satellabe™. If your antenna does not have too narrow a beamwidth, this method, in conjunction with listening to your downlink, can usually suffice.

Source	Amplifier (Linear)	Antennas	CB Board	CB Conversions	435 Cavity Filter	Crystals	Converters or Transverters Rcvr Xmit	Coax Phasing Harness	Exciter Boards	Mounting Boom	Parts	Preamp	Rotor	Transceiver
Alliance Manufacturing Co. Alliance OH 44601														M
American Crystal Supply Co. PO Box 638 W. Yarmouth MA 02673				KC		Yes								
ARCOS PO Box 546 East Greenbush NY 12061	KC	M					KC KC	M			Yes			
Advanced Receiver Research PO Box 1242 Burlington CT 06013					M		M						M	
Certified Communications 4138 S. Ferris Fremont MI 49412		M		M		Yes					Yes			
Cushcraft Corporation PO Box 4680 Manchester NH 03108		M						M		M				
Hamtronics, Inc. 65 Moul Rd. Hilton NY 14468	KC						KC KC		KC		Yes	KC		
Janel Laboratories 33890 Eastgate Circle Corvallis OR 97330					M		M	M					M	
KLM Electronics, Inc. PO Box 816 Morgan Hill CA 95037	M	M						M					M M M	
Lunar Electronics 2785 Kurtz St., Suite 10 San Diego CA 92110	M	M					M M		M				M	
Meshna, Inc. PO Box 62 E. Lynn MA 01904			Yes											
Microwave Modules 4800 W. 34th Street Suite D12A Houston TX 77092		M					M M						M	
Poly Paks PO Box 942 S. Lynnfield MA 01940			Yes								Yes			
Spectrum International PO Box 1084 Concord MA 01742	M	M			M		M M	M					M	

Legend: K—Kit only; KC—Kit or completed; M—Manufactured (possible minor assembly needed).

Table 3. OSCAR supplier chart (not all inclusive).

It should be remembered that az-el is not needed for beginning OSCAR communications; preferably, it should be graduated into as the operator's experience increases.

**Power Supplies, or Cut-Rate Juice**

Most of the various components mentioned require 12 volts dc at various amperage ranges. Unfortunately, commercial power supplies for anything over two Amps are rather expensive. Depending on the equipment used, two to ten Amps may be required at a time of peak usage.

Probably the cheapest source of power is an old car or motorcycle 12-volt

battery. The battery is recharged during periods of nonuse, such as out-of-range periods and overnight. A very good article for a charging regulator to ensure that the battery is not overcharged was in the September, 1980, *73 Magazine*. Of course, this assumes you own a battery charger.

Batteries can be either new or used, including the kind that won't hold a charge for an extended period. These can be used since demand on their power is usually for less than 25 minutes at a time. As mentioned in the 73 article, be sure to allow for adequate ventilation of the battery during charging.

If you operate in or near your garage, you can always run a power cord to your car's battery. You may want to start up the car after usage to make sure the battery didn't run down too far.

Commercial power supplies sometimes can be found cheaply at ham auctions, close-out sales, or occasionally as a loss leader at a ham store. Home-brew power supplies can be built, also.

**Coax and Connectors, or The Forgotten Line**

Coax and their connectors can be bothersome for satellite communications or VHF/UHF work if some basic facts are not con-

sidered. Briefly stated, the higher the operating frequency, the higher the transmission line loss. With the already weak signal from the satellite received at the antenna, any long runs of cable and use of connectors not designed for VHF/UHF frequencies will wipe out whatever signal was left.

To combat this loss, you need to do some (or all) of the following: Mount the downconverter/upconverter at the antenna; mount the preamp at the antenna; mount these devices in the attic closer to the antenna; don't use a coax grade below RG-8/U; or use hardline if you can't

remotely mount the converters at the antenna. Try to use at least BNC or, preferably, N-type connectors if you can afford them. These connectors do not introduce as significant an impedance "bump" (or reduced signal) as do the more conventional PL-259s.

Some potential sources for the more expensive hardline include cable TV companies. There is a definite upswing in cable TV installations around the country; companies may have some coax they would be willing to sell cheaper than their prime stock.

Simply put, the higher the grade or quality of coax and connectors (and the

mounting scheme employed), the higher the quality of your received signal. Ask your dealer to show you the specifications on the coax you are contemplating purchasing for your station; he should have them readily available. Also, when making the connections to the coax, take your time and do a good job. For your outside connections, make sure to have good weatherproof connections. The easiest way to do that is spray them with clear lacquer. It's amazing how easily a little corrosion will degrade your signal.

#### **Amplifiers—Needed? Linear or Class C?**

Before you purchase an amplifier, be sure you *really* need it for the Phase II satellites. Remember you need only 100 Watts erp to fully and consistently access the satellite. A 10-dB gain antenna with ten Watts into the antenna should more than adequately serve your purposes.

For Phase III, the requirements do increase to 500-1000 Watts erp. Again, you may be able to use precise az-el and a highly-directive (and cheaper) antenna, with only a small increase in needed rf wattage. Remember, the Phase III satellite will not be changing its position in the sky rapidly.

Whatever you decide, many amplifiers have recently hit the market, some as kits and some fully assembled. (See Table 3.) If you are going to operate SSB, be *sure* the amplifier is linear, or you will be able to operate only CW (Class C) or FM terrestrially through it. Some of the nicer amps include a built-in preamplifier.

Remember that the current requirements directly affect your power supply—the higher the power output, the higher the cur-

rent requirements and the more potentially expensive the power supplies.

#### **Bells and Whistles, or Neat Things**

As everyone knows, there can be additions to any operation that make life much easier and more enjoyable. So it is with satellite operations. Digital or other clocks set at UTC make it easier to be consistent with orbital charts. You will need some method of properly telling the correct time, since Phase II satellite operation really is precise to the second; Phase II birds fly by with windows of a maximum of 22 minutes at a time. Phase III will be much more relaxed operationally, since the bird will be visible usually for ten plus hours at a time.

OSCARlocators and similar devices are exceedingly useful and necessary to exactly visualize and track where the birds are: their approximate elevations and azimuths and the associated windows for the time periods of the pass selected. These devices are easy to use and understand and should be part of your operations unless you are computer-controlled. Even then, you would want one for use in visualizing your coverage and respective communication possibilities. They are useful for planning your DX operations, allowing you to see when your windows open up (i.e., such as for Hawaii).

That's one really neat thing about satellite operation: It's really rather predictable, allowing you to set up schedules well in advance, if so desired. Tables for calibration of these devices are reproduced monthly in *QST*, *73*, and other monthly amateur publications, and in *Orbit* semimonthly. They also are available on a quarterly basis from Project OSCAR in a very useful individual

#### **Additional Reading**

##### **General Information**

*73 Magazine*—July, 1975, and November, 1977. *Orbit* (AMSAT's magazine)—all editions. *QST*—December, 1979, April and May, 1980. *The Radio Amateur's Handbook*, 1980 edition—ARRL. *Satellite Communications*—ARRL.

##### **Antenna Construction**

###### **Helicals**

*AMSAT Newsletter*—March, 1978, p. 8; June, 1979, p. 20.

*Orbit*—January/February, 1981, p. 8.

*73 Magazine*—July, August, September, 1975.

###### **Quads**

*AMSAT Newsletter*—September, 1977, p. 26.

*VHF Antenna Handbook*, 73.

*The ARRL Antenna Book*.

###### **Quagis**

*The ARRL Antenna Book*.

*Satellite Communications*—ARRL.

###### **Polarization—Switchable Sense**

*AMSAT Newsletter*—December, 1978, p. 9. (Note: There is an error in the drawing; the text is correct.)

###### **Turnstiles**

*73 Magazine*—November, 1977, p. 24.

*AMSAT Newsletter*—March, 1977, p. 3.

###### **Yagis**

*AMSAT Newsletter*—March, 1975, p. 4.

*VHF Antenna Handbook*, 73.

*The ARRL Antenna Handbook*.

##### **Amplifiers**

*AMSAT Newsletter*—March, 1977, p. 4.

*The Radio Amateur's Handbook*—ARRL.

##### **Preamplifiers**

*AMSAT Newsletter*—March, 1973, p. 7 (Mode A); June, 1978, p. 10 (Mode J);

*The Radio Amateur's Handbook*—ARRL.

##### **Mode J Cavity/Transmitter Filter**

Filter: *AMSAT Newsletter*—June, 1978, p. 4.

Cavity: *Satellite Communications*—ARRL.

##### **Varactors and FM Conversions**

Tripler: *AMSAT Newsletter*—September, 1976, p. 25.

*The Radio Amateur's Handbook*—ARRL.

SSB/FM: *AMSAT Newsletter*—December, 1975, p. 10.

##### **Mode J Operation and Equipment**

*AMSAT Newsletter*—September, 1979, p. 18.

Mode J Club—3300 Fernwood, Alton IL 62002.



orbit and time format for each day's pass.

A large map of the world is a very useful addition, especially if for Phase II satellites you mark the extreme limits of normal communications from your QTH. This marking is especially useful when you notice unusual propagation.

A tape recorder is a nice addition and can help you relive (and possibly verify) some of your more exciting experiences. Any type of recorder is OK, just as long as you can record continuously for 25-30 minutes. The tape recorder is especially useful if you have a desire to tape telemetry and later decode it, or if you have developed a separate receiver for telemetry. Obviously, you will want a tape recorder if you plan any SSTV operation—transmission or reception. The recorder could also be put into use for taping the upcoming SSTV UOSAT weather picture transmissions and other experimental telemetry, and then taking the tape to a friend who has SSTV capability for viewing. Cheap sources of tape recorders are places like GE Service Centers and discount stores.

Speech compressors have received some attention by some authors for use through the satellites. The problem with using such a device is that it puts an undue extra strain on the satellite system, and AMSAT authorities not only do not recommend its use, they discourage it.

Weatherproofing of some components such as preamps and converters can be done in some instances by the manufacturer. Where this feature is not available, other effective alternatives exist. Depending on the component's size, old Tupperware™ containers can be placed into service, sealing

the openings after insertion of the component and its wiring. Other possibilities include using the Seal-A-Meal™ plastic bags (double sealed), jars (sealing the lids), or simply placing the component in the attic. You can even cut off tops of smaller containers, such as antifreeze containers, re-sealing them with Super Glue™. Obviously, other alternatives exist as well.

A computer would be the ultimate addition, since it could track the satellite, control your rotors, decode telemetry, and "talk" through the Phase III computer channel.

#### Operating Aids, or Easy Help

Probably one of the most confusing aspects of your initial satellite operation is the determination of where your uplink signal will be translated into and received on the downlink. Tables 1 and 2 show you approximately, plus or minus Doppler effect, where the downlink should be heard. Be sure to notice that Mode A downlink is not exactly the same for OSCAR 7 and 8, as there is an offset of eight kHz between the two satellites. This is to allow the user to differentiate between the two satellites, as OSCAR 8 catches up with OSCAR 7 every three days due to its lower orbit. If the satellites are in the proper modes (AO-7 in Mode B and AO-8 in any mode), satellite links are possible:

#### Summary

The world of OSCAR is there just waiting for you. Nothing is quite as exciting as hearing your first satellite telemetry and your first contacts through the satellite. You will have many a fond memory of those occasions.

The station you assemble can be as expensive or as inexpensive as you desire. There's one advantage of

**SEE US FOR  
THE BEST DEAL**



**TEN-TEC**



**G.I.S.M.O.** (803) 366-7157

**1039 LATHAM ST.**

**ROCK HILL, S.C. 29730**

Service Department  
Call 803-366-7158

✓27  
**800•845•6183**

slowly building up a station as I did, and that's having the time to review the many various alternatives, products, and ideas of others before actually operating (other than SWLing the downlink).

I hope you can employ some of the ideas given in this article, but no matter which way you go, there is an exciting QSO awaiting you. I also recommend that you contact AMSAT (PO Box 27, Washington DC 20044) and/or the ARRL for more information.

While you're at it, why not throw in a few bucks toward the satellite matching fund, the dollar-for-dollar tax deductible matching fund set up after the demise of Phase IIIA. (See "Phase III Tragedy," 73, August, 1980, p. 28.) AMSAT has secured a date with the French project Ariane for an operational (not experimental) launch in the

spring of 1982—but be sure to check this date from about March on. The effort being made now is to get the spacecraft ready in time for this near-term launch opportunity. When the Phase III satellites are operational, the benefits will be taken for granted in a short time. Predictable, reliable, and effective worldwide operation, depending on the satellite's orbit, will become a reality. And due to be launched before Phase IIIB on September 15, 1981, is the first scientific amateur satellite (UOSAT). This satellite will carry several scientific experiments, SSTV, and propagation beacons which will open up yet another fascinating aspect of our hobby.

I hope you, too, take up the challenge of satellite operations. The thrill never wears off. I hope I hear from you and talk to you soon! ■

**Ever tried to read computer sales literature?  
 Ever tried to talk to a computer salesman?  
 Ever tried to make a decision about  
 which computer to buy?**

Yes... then you know what frustration is. Help is on its way. Desktop Computing premieres this fall. The first and only computer magazine written in plain English. Preposterous? Not at all. It is possible to explain computers without all the "computerese." That is what Desktop Computing will do each month. Send the card today for a no-risk subscription that will give you the kind of understandable, useful information on computers you've been waiting for.

Why do you need a plain-English explanation of desktop computers? Because they have just come of age and are saving thousands of businessmen like you an amazing amount of money. They not only save money, do things faster, provide access to more information, allow a smaller staff to do more work, they also allow you to get into services for your customers which were not practical before. You can provide more services at lower cost. To get in on the savings and expanded customer services, you need information. Desktop Computing will bring you that information. Desktop Computing will cut through all the technical hocus-pocus.

In this time of high interest rates, a truly low cost desktop computer system (usually a micro-computer system) is a welcome event. Let Desktop Computing explain what these systems can do for you. The subscription price is \$25 a year

but as a charter subscriber you can get the first year for only \$17.97, totally tax deductible.

Call toll-free:  
 (800) 258-5473  
 or mail the coupon below.



Here's a look at some of the articles \$17.97 will bring you:

- When a small Business Computer Arrives, What Happens to the Small Business?
- Letter to Hemingway RE: Word Processing
- Professional & Small Business Microcomputers: Buying, Using and Fixing a System.
- Adequate Backup: Protecting the Data in Your Computer.

Wayne Green, the publisher of Desktop Computing (and also of Kilobaud Microcomputing and 80 Microcomputing—both successful computing publications) has gone through both the agony and joys of working with computers. He has lost a quarter of a million on a mainframe big boy computer only to come out on the other side with all the frustration necessary to run a 200 employee publishing firm on several TRS-80's.

Wayne has a reputation for being honest and unafraid. He'll make sure you get the truth. In the meeting introducing the idea of Desktop Computing to his staff Wayne said,

"Our objective is to be the only computing magazine written in plain English."

So that is what you'll be getting—honesty and directness. Desktop Computing will give you all the information you need on computers in plain English.

This charter subscription is available for a short time only. Send the card today for the premier issue—October 1981—and get the information you've been needing for only \$17.97.

**Desktop Computing**  
A WAYNE GREEN PUBLICATION

**Relief is here for only \$17.97**

**YES** Sign me up as a Charter Subscriber to Desktop Computing. I will get one year of the only computing magazine written in plain English for \$17.97 (a savings of 50% off the newsstand). My subscription will begin with the premier issue—October 1981.

Your first issue will be arriving by mid-October 1981.

Canadian 1 yr. only/US funds \$19.97 Foreign 1 yr. only/US funds \$29.97

NAME \_\_\_\_\_

ADDRESS \_\_\_\_\_

CITY \_\_\_\_\_ STATE \_\_\_\_\_ ZIP \_\_\_\_\_

SIGNATURE \_\_\_\_\_ EXPIRE DATE \_\_\_\_\_

CARD # \_\_\_\_\_ INTERBANK # \_\_\_\_\_

31906  
 Desktop Computing  
 80 Pine Street Peterborough, NH 03458

# IF YOU DIDN'T CALL THIS NUMBER

TOLL-FREE

# 1-800-325-3636

BEFORE BUYING

- Collins
- Dentron
- Drake
- ICOM
- Kenwood
- Tempo
- Ten-Tec
- Swan
- Yaesu

# YOU

PROBABLY

# PAID TOO MUCH !!

## HAM RADIO CENTER

8340-42 Olive Blvd. • P.O. Box 28271 • St. Louis, MO 63132



# DX Program Roundup

## — for the SWL with DXitis

**A**t last count, there were about 30 DX programs being broadcast in English over the shortwave bands by international broadcasters. Most of these are weekly and some are offered more than once or twice a week. The sheer number of such programs is some indication that station managers either know or believe that shortwave radio listeners like this type of broadcast.

The *World Radio TV Handbook*—the “bible” of the shortwave listening

world—defines a DX program as a “broadcast intended for the enthusiasts interested in the various non-programming aspects of radio reception. Covers a wide range of material and can vary from a 3-minute talk on a certain topic to a half-hour magazine program.”

This pretty well sums up the content of most of the current DX programs and, by and large, the broadcaster’s attempts to produce what the listeners

want—up-to-the-minute information on shortwave frequency changes, additions, etc., and any other news that can help or interest the shortwave listener.

Information these programs provide is, of course, only as good as its source. Sources might include the station’s own monitoring efforts and those of a commercial monitoring service, such as provided by the British Broadcasting Service. Other important sources are the various DX

club bulletins which often are sent to international broadcasters with loggings recorded by their members. And some DX programs receive tips directly from listeners and hasten to put them on the air—with or without confirmation.

Finally, there is, for the less-principled broadcaster, another reliable source of information. This is the material put out on the air by another DX broadcaster. Recently, one of the Iron Curtain DX programs reported the same frequency-change information that had been broadcasted by another European station the week previously!

Just how worthwhile is the information put out by these DX programs? And how many of these broadcasts should the hobbyist who wants to keep abreast of the shortwave radio world listen to each week?

Depending upon an individual’s specific interests in shortwave radio listening, I would say that a handful—four or five—of these programs will keep you very well informed. Why just a few?

First of all, if something major in the way of news breaks—such as a big change in broadcast times



*Home of the famous DX Juke Box program.*

or frequencies of the BBC (British Broadcasting Corporation)—just about all of the thirty DX programs on the air will have this news item.

Second, the greater part of the DX program information you will hear each week is really worthless to the average listener. It may be interesting, for example, to hear that a listener in Finland has picked up a station in Siberia on a new frequency, but the chances of the listener in Indiana being able to tune for the same broadcast is very remote.

A third factor is that while all of these DX programs give out information, some of it is rather special in nature and may or may not be of interest.

In rating the DX programs, I would pull some out and say that regardless of your interests, they are so bad that they are not worthwhile tuning for. On the other end of the spectrum are a few programs that are excellent and very worthwhile for every North American listener to tune for each week. Finally, there are the good but primarily special-interest DX programs which some will want very much to hear each week.

I rate five DX programs of the general-interest type as excellent, and I try to monitor at least three of them each week. These are Radio Canada International's *DX Digest*, Radio Netherlands' *DX Juke Box*, Ecuador's HCJB *DX Party Line*, Sweden's *Calling DX-ers*, and Austria's *Shortwave Panorama*.

### **Canada's DX Digest**

*DX Digest* is one of the best DX programs on the air. It's on weekly with a half-hour magazine format and has good, solid news and information that you can use. Ian McFarland, the show's host, has been around shortwave radio cir-

cles a long time and has put together a program that is made to order for the DXer in North America. First of all, Ian makes sure that his listeners are kept up to date on the latest equipment that hits the market—receivers, antennas, etc.—and has interviews with users or question-and-answer sessions about them. Then, *DX Digest* has Glenn Hauser (a world-known DXer) with the latest in shortwave frequency news. Apart from special interests, you can solve about 90% of your DXing information problems right here on this program.

Listen to it on Saturdays at 2130 GMT on 17.875, 15.325, and 11.945 MHz. On Sundays it is on at 1930 GMT on 11.905 and 15.325 MHz, and on Mondays it is on at 0100 GMT on 11.850 or 5.960 MHz.

### **Radio Netherlands' DX Juke Box**

This old standby of the DX programs has recently undergone a face-lift and the jury is still out as to whether or not they have improved or harmed the show by the changes. The title, *Juke Box*, came from the idea of breaking up the long chain of frequency-change announcements by recorded music—primarily jazz. Before the change in format, they used to devote each weekly program to a particular area of the world. Thus, one week they would have reports from Arthur Cushen in New Zealand, and another week, they'd have reports from the United States by Glenn Hauser, etc. For the listener, it was a very good way to get an idea what was available to pick up from his part of the world.

The new *DX Juke Box* does away with this and has switched to the magazine format with some frequency changes, some questions and answers, and inter-



*This Johannesburg complex is the home of Radio RSA—the Voice of South Africa. The FM tower is at the left.*

views; it has become similar to *DX Digest*. It is still a good program, in my opinion, and worth tuning to each week.

Radio Netherlands has a booming signal into the US by virtue of its relay station in Bonaire in the Caribbean. You can hear *DX Juke Box* on Fridays at 0250 GMT on 9.590 and 6.165 MHz. West coast listeners may find it more convenient to tune for it on the same day at 0550 GMT on 6.165 or 9.715 MHz.

### **Ecuador's HCJB DX Party Line**

This religious station is one of the old-time international shortwave broadcasters, and its DX program is also one of the first of its kind. Clayton Howard, the program's host, has been doing this broadcast for many years and has a loyal following. This is principally a "frequency-change"

program. The information they give is, however, very accurate and comes from various DX clubs, such as SPEEDX in the US—one of the best of this type of association.

Some listeners complain that the program mixes in too much religion with the DX listings, and if this concerns you, don't listen. For those who don't mind the religious discourses and want up-to-the-minute DX news, you can hear *DX Party Line* easily many times during each week.

On Saturdays, it's on at 0800 GMT on 11.835, 9.760, or 15.235 MHz, and at 2130 GMT on 26.020 or 17.790 MHz. On Sundays, listen at 0230 GMT on 15.155 or 11.915 MHz. Mondays at 0330 GMT it is on 15.155 or 26.020 MHz, at 0800 it's on 11.835 or 9.760 MHz, and at 2130 GMT it's on 21.480 or 17.790 MHz. Tuesdays at 0230 GMT tune in on the



*Kol Israel brings you the latest on the Middle East DX scene from Jerusalem.*

usual 15.155 or 11.915 MHz. Finally, on Thursdays, at 0230 GMT go to 15.155 or 11.915 MHz, at 0800 GMT to 11.835 or 9.760 MHz, and at 2130 GMT tune in on 21.480 or 17.790 MHz.

#### **Sweden's Calling DXers**

This is another old standby and a very solid DX program. The host, George Wood, is an American and knows what we DXers are looking for. George depends a great deal on listeners who send in their rare catches and in return get a weekly summary of the program, which saves tape-recording time and ensures accuracy. You can hear it on Tuesdays at 1415 GMT on 21.615 or 21.700 MHz and at 2315 GMT on 15.380 and 11.705 MHz. On Wednesdays it is at 0245 GMT on 15.315 or 9.695 MHz.

#### **Austria's Shortwave Panorama**

This is a relatively new program which has fast become very popular. First of all, it is on the air at a somewhat novel time for

DX shows—Sunday mornings. Second, it has recently upgraded itself by signing on Glenn Hauser after he went out of Radio Netherlands when their big changes took place. Listen to this one at 1235 GMT on 21.655 MHz.

#### **More Specialized DXing**

So much for the good general-purpose DX shows. I rate the following programs good, too, although they will appeal more to some listeners than others.

South Africa—Radio RSA's *DX Corner*. If you are into DXing the African continent, this is a must program every week. Pieter Martins, the principal engineer of the station, keeps a close watch on broadcasters and their frequencies in all the African countries, including the Third World nations. Last year, I had the privilege of spending a day with Pieter and others of the staff of Radio RSA in Johannesburg, South Africa, and was interviewed for the program during my stay. My

impressions of Radio RSA were very good. They have a large staff and the most modern facilities.

You can hear *DX Corner* easily Tuesdays at 1120 GMT on 25.790 MHz, Saturdays at 2140 GMT on 17.795 MHz, and Sundays at 0240 GMT on 9.625, 11.900, or 9.585 MHz.

New Zealand—*NZ Calling*. This is another old favorite, particularly with DXers who are interested in keeping up with broadcasters in the Pacific. Recently, this program has moved up its broadcast time so that it is now on at a decent hour for those of us in the US. Hear it first and third Mondays at 0315 GMT on 17.860 MHz.

Israel—*Calling All Listeners*. This is one for those of you who are interested in keeping up with the Middle East. You can hear it Sundays at 2030 GMT on 15.105, 9.815, or 9.009 MHz and Mondays at 0025 and 0220 GMT on 11.637 or 9.815 MHz.

Switzerland—*Swiss Merry-Go-Round*. Another veteran in DX circles. This

one features the "Two Bobs"—Bob Thomann and Bob Zannotti, and its format is the "letter-and-answer" technique. Unlike some DX programs, the questions brought up and answered are not necessarily elementary ones. The two Bobs often wind up in a lively discussion on antennas or some other aspect of the hobby. The program is on only twice a month, on the second and fourth Saturdays at 1320 GMT on 21.570 MHz, at 1535 GMT on 21.570 MHz, and at 2150 GMT on 21.585 or 17.850 MHz. (Later, on Sundays, you can hear it at 0150 GMT on 6.135 and 11.715 MHz.) This is an enjoyable show to hear, and while you won't get many new frequencies to try for from it, you will pick up a good deal of technical knowledge.

Bulgaria—*Radio Sofia*. This is one of the best of the Iron Curtain stations, and its DX program is primarily concerned with information for radio amateurs—news of clubs, some frequency information, etc. Sometimes they hold contests for listeners. Listen to it Fridays at 2135 GMT on 9.665 or 7.115 MHz and Saturdays at 0025 GMT on 15.330 or 9.705 MHz or at 0435 GMT on 7.115 MHz.

The programs reviewed above are the best of the lot—the "Top Ten." There are, of course, others, and while I cannot recommend them, you never can tell when suddenly someone new gets put in charge and you have a winner.

Belgium—*DX Corner*. At present, it is on a kick where it reviews a different international broadcaster, its programs and times of broadcast, etc., each week. Sundays at 1740 GMT on 21.525 or 6.010 MHz; Mondays at 0045 GMT on 11.695 or 15.365 MHz.

Czechoslovakia—*Radio Prague*. While this program

pays particular attention to the radio amateur, the information it gives is very elementary. Recently, they devoted a whole program to telling us what the Morse code requirements were for various Czech licenses. Heard on Fridays at 0135 GMT on 11.990 MHz and at 0335 GMT on 7.345 MHz.

East Germany—*Radio Berlin International*. Not much to offer and not too good a signal at present. Best time seems to be Tuesdays at 0130 GMT on 9.730 MHz.

Hungary—*Radio Budapest*. Tune for this one on 9.835 MHz on Sundays at 0210 and 0310 GMT.

Japan—*Radio Japan*. A brief program of frequency-change announcements; Mondays at 0210 GMT on 21.640 MHz.

Portugal—*Radio Portugal*. Heard at 0310 GMT

on 11.925 MHz and at 0510 GMT on 9.575 MHz.

Poland—*Radio Polonia*. Not an easy station to get, but often heard on early Monday mornings—0220 GMT on 15.120 or 7.270 MHz. Not much in the way of DX help, but interesting to hear.

Rumania—*Radio Bucharest*. Listen Saturdays at 0245 GMT on 9.570 MHz.

Spain—*Spanish Foreign Radio*. A few listings. On Mondays at 0050 GMT on 11.880 MHz.

Turkey—*Voice Of Turkey*. What there is pertains to amateurs. Heard on Saturdays at 2100 GMT on 9.725 MHz.

USSR—*Radio Kiev and Radio Moscow*. Sometimes the first has interesting material for the radio amateur on Thursdays at 0050 GMT on 15.240, 15.100, and 11.770 MHz.

The other, however, is the worst DX program on the air these days. A typical program tells you all about Greenwich Mean Time or the reasons for radio interference. Easily heard on Sundays at 1320 and 1920 GMT on 17.810. Also assorted other frequencies at the same time.

This pretty well sums up the DX programs heard relatively easily in most parts of the U.S. As you know, these programs come and go. New ones crop up all the time as old ones fade from the air. Recently, a couple of the biggest international broadcasters did away with their DX programs. These were Radio Australia and the BBC.

What causes a station to give up a program like this? Both of these broadcasters have plenty of air time—the BBC is on 24 hours every day. It might be be-

cause they think the audience is not interested in DXing, yet in both cases, the shortwave radio world was outspoken in its criticism of these deletions from the air.

More likely is the fact that these broadcasters feel that their audience is changing from a few DXers and radio amateurs to a mass group who have recently purchased multi-band portables which easily can bring in the powerhouses like the BBC and Radio Australia. Interestingly enough, the BBC replaced their DX program with one called *Waveguide* which tells all about how to tune in their own station better—latest BBC times and frequencies. After all, why devote air time to the competition and *their* times and frequencies when you can use it to make sure the listeners keep tuning into your own programs! ■



## Mark of the Professional

*Now in Stock...*  
Rockwell-Collins  
**KWM-380**

*Call Today for our Deal!*

Some available at the  
Old Price plus liberal  
AES Discount.

**Call Toll Free: 1-800-558-0411**

*In Wisconsin (outside Milwaukee Metro Area)*  
1-800-242-5195

**AMATEUR ELECTRONIC SUPPLY<sup>®</sup> Inc.**

4828 W. Fond du Lac Avenue; Milwaukee, WI 53216 - Phone (414) 442-4200

### AES BRANCH STORES

WICKLIFFE, Ohio 44092  
28940 Euclid Avenue  
Phone (216) 585-7388  
Ohio Wats 1-800-362-0290  
Outside Ohio 1-800-321-3594

ORLANDO Florida 32803  
621 Commonwealth Ave.  
Phone (305) 894-3238  
Fla. Wats 1-800-432-9424  
Outside Fla. 1-800-327-1917

LAS VEGAS, Nevada 89106  
1072 N. Rancho Drive  
Phone (702) 647-3114  
Pete, WA8PZA & Squeak, AD7K  
Outside Nev. 1-800-634-6227

### ASSOCIATE STORE

ERICKSON COMMUNICATIONS  
CHICAGO, Illinois 60630  
5456 N. Milwaukee Avenue  
Phone (312) 631-5181  
Outside ILL. 1-800-621-5802

# Ask for Instant Software at a computer store near you.

## ALABAMA

ANDERSON COMPUTERS, Huntsville  
COMPUTER CENTER, Tuscaloosa  
COMPUTERLAND, Huntsville  
OLENSKY BROTHERS, INC., Mobile

## ALASKA

COMPUTER TALK, Anchorage  
JUNEAU ELECTRONICS, Juneau

## ARIZONA

COMMERCIAL & HOME SYSTEMS, Tucson  
COMPUTER STORE, Phoenix  
M & M ELECTRONICS, Safford  
MESA ELECTRONICS, Mesa  
MILLET'S ELECTRONICS, Mesa  
PERSONAL COMPUTER PLACE, Mesa  
PROFESSIONAL DATA SYSTEMS, Phoenix  
RUSALEM ELECTRONICS, Sun City  
SIMUTEK, Tucson  
SOFTWARE STATION, Tempe

## ARKANSAS

DR. JAMES A. CAPPS, JR., Springdale

## CALIFORNIA

ADVANCE RADIO (R/S Dealer), Grass Valley  
ADVANCED COMPUTER PRODUCTS, Santa Ana  
AMCO ELECTRONIC SUPPLY, Azusa  
BYTE INDUSTRIES, Hayward  
BYTE SHOP, Carritos  
BYTE SHOP, Citrus Heights  
BYTE SHOP, Mountain View  
BYTE SHOP, Placentia  
BYTE SHOP OF SOUTH SAN JOSE, San Jose  
CAPITOL COMPUTER SYSTEMS, Sacramento  
COAST ELECTRONICS, Morro Bay  
COMPUTER HORIZONS, Camarillo  
COMPUTER MART OF CALIFORNIA, INC.,  
Diamond Bar  
COMPUTER MERCHANT, San Diego  
COMPUTER STORE, San Leandro  
COMPUTER WORLD, Lawndale  
COMPUTER WORLD, Westminster  
COMPUTERLAND, El Cerrito  
COMPUTERLAND, San Diego  
COMPUTERLAND SOUTH BAY, Lawndale  
DIMENSIONAL SOFTWARE, San Diego  
ELECTRONIC SYSTEMS, San Jose  
GRASS VALLEY COMPUTER SYSTEMS,  
Penn Valley  
HOBBY-TRONICS, San Jose  
HOBBY WORLD ELECTRONICS, Northridge  
HOUSE OF 80, Artesia  
HUNTINGTON COMPUTING, Corcoran  
MALIBU MICROCOMPUTING, Malibu  
MARFAM, San Jose  
MICROCOMPUTER WAREHOUSE, Sacramento  
MN & T INDUSTRIES, Lompoc  
OPAMP/TECHNICAL BOOKS, Los Angeles  
OPPORTUNITIES FOR LEARNING, Chatsworth  
PC COMPUTERS, El Cerrito  
Q I COMPUTER, INC., Lawndale  
R&V SOUND (R/S Dealer), Fortuna  
RADIO SHACK, San Diego  
SILVER SPUR ELECTRONICS, Chino  
SOFTWARE PLUS, El Toro  
STRAWFLOWER ELECTRONICS (R/S Dealer),  
Half Moon Bay  
WABASH APPLE, El Toro  
WENNER BUSINESS SYSTEMS, Los Altos

## COLORADO

APPARAT, INC., Denver  
COLORADO COMPUTER SYSTEMS, Westminster  
COMPUTER SHACK, Pueblo  
COMPUTERLAND-NORTH DENVER, Arvada  
POOR RICHARD'S CALCULATORS, Fort Collins  
SOFTWARE GOURMET, Denver

## CONNECTICUT

AM COMPUTER PRODUCTS, Southington  
AMERICAN BUSINESS COMPUTERS, Groton  
BYTE ME COMPUTER SHOP, New London  
COMPUTER LAB, New London  
COMPUTER STORE, Windsor Locks  
COMPUTERLAND, Fairfield  
COMPUTERLAND, Hamden  
COMPUTERWORKS, INC., Westport  
DIVERSIFIED ELECTRONICS, New Haven  
EAB ENTERPRISES, Old Greenwich  
INSTRUCTIONAL SYSTEMS COMPUTERS,  
Manchester  
TECHNOLOGY SYSTEMS, Bethel

## DELAWARE

MICRO PRODUCTS, Wilmington  
OMNIFAX, Wilmington  
DISTRICT OF COLUMBIA  
THE PROGRAM STORE, Washington, D.C.

## FLORIDA

ADVENTURE INTERNATIONAL, Casselberry  
AMF MICROCOMPUTER CENTER, Tampa  
ATLANTIC SALES, Miami  
COMPUTER JUNCTION, Fort Lauderdale  
COMPUTER SHACK, INC., Jacksonville  
COMPUTER STORE, Clearwater  
COMPUTER SYSTEM RESOURCES, Gainesville  
COMPUTER WORLDS, Clearwater  
COMPUTERLAND, Boca Raton  
COMPUTERLAND, Fort Lauderdale  
COMPUTERLAND, Jacksonville  
COMPUTERLAND, Sarasota  
COMPUTERLAND, Tampa  
COMPUTERLAND, West Palm Beach  
HEATHKIT ELECTRONIC CENTER, Hialeah  
H.I.S. COMPUTERMATION, Melbourne  
MICROCOMPUTER SYSTEMS, INC., Tampa  
SOUND IDEAS, Gainesville  
SOUTH EAST MICRO DATA, Orlando

WILLIAMS RADIO & T.V., Jacksonville  
YOUR BASIC COMPUTER CENTER, Fort Pierce

## GEORGIA

ATLANTA COMPUTER MART, Atlanta  
BAILEY'S COMPUTER SHOP, Augusta  
DELTA DATA DYNAMICS, Atlanta  
FLEMING DRUG CO., Wrens  
MICRO COMPUTER SYSTEMS, Atlanta

## HAWAII

COMPUTER CENTER, Honolulu  
COMPUTERLAND OF HAWAII, Honolulu  
RADIO SHACK ASSOC. STORE, Honolulu

## IDAHO

DENNIS STONE ENTERPRISES, Fruitland  
ELECTRONIC SPECIALTIES, Boise  
R & L DATA SYSTEMS, Idaho Falls

## ILLINOIS

ALPINE COMPUTER CENTER, Rockford  
BYTE SHOP, LaGrange  
CHICAGO MAIN NEWSTAND, Evanston  
COMPUTER STATION, Granite City  
COMPUTER STORE, Rockford  
COMPUTERLAND, Mundelein  
COMPUTERLAND, Niles  
COMPUTERLAND, Peoria  
GARCIA AND ASSOCIATES, Chicago  
ICOM, Lombard  
MAIN STREET COMPUTER CO., Decatur  
MIDWEST MICRO COMPUTERS, Lombard  
WALLACE COMPUTERS, Peoria

## INDIANA

COMPU-TECH MICROCOMPUTER SYSTEMS,  
Dunkirk  
COMPUTER CENTER, South Bend  
DIGITAL TECHNOLOGY, Lafayette  
FALL CREEK ELECTRONICS, Pendleton

## IOWA

BUSINESS DATA PROCESSING, Des Moines  
CYBERIA, INC., Ames  
MEMORY BANK, INC., Bettendorf

## KANSAS

CENTRAL KANSAS COMPUTERS, Herington

## LOUISIANA

ACME BOOK CO., Baton Rouge

## MAINE

MAINE COMPUTRONICS, Bangor  
MAINE MICRO SYSTEMS INC., Auburn  
MID-MAINE COMPUTER COMPANY, Auburn  
RADIO SHACK, South Portland

## MARYLAND

CLAYTON ELECTRONICS, Towson  
COMM CENTER, Laurel  
COMPUTER AGE, Silver Springs  
COMPUTERS ETC., Towson  
JACK FIVES ELECTRONICS INC., Pikesville  
PROGRAM STORE, Baltimore  
SOLOON SOFTWARE, Rockville  
MASSACHUSETTS  
COMPUTER CITY, Charlestown  
COMPUTER PACKAGES UNLIMITED, West  
Boylston  
COMPUTER VILLAGE, W. Springfield  
LAND OF ELECTRONICS, Lynn  
LIGHTHOUSE COMPUTER SOFTWARE, Rehoboth  
MARK GORDON COMPUTERS, Cambridge  
SMALL BUSINESS SYSTEMS GROUP, Dunstable  
SOUND COMPANY, Springfield  
TUFTS RADIO ELECTRONICS, Medford

## MICHIGAN

ALL FOR LEARNING, W. Bloomfield  
ALTERNATE SOURCE, Lansing  
A.M. ELECTRONICS, Ann Arbor  
COMIC KINGDOM, Detroit  
COMPUTER CENTER, Garden City  
COMPUTER CONNECTION, Farmington Hills  
COMPUTER MART, Clawson  
COMPUTER ROOM, Kalamazoo  
COMPUTERLAND, Kentwood  
COMPUTERLAND, Southfield  
COMPUTRONIX, Midland  
EIGHT BIT CORNER, Muskegon  
FERRIS RADIO, Hazel Park  
GOLDEN ANVIL, South Haven  
HOBBY HOUSE, Battle Creek  
LEVEL IV PRODUCTS, INC., Livonia  
LYCEUM, INC., Warren  
MAIN SYSTEMS, INC., Flint  
MID-MICHIGAN MEMORY, Dimondale  
NEWMAN COMPUTER EXCHANGE, Ann Arbor  
TRI-COUNTY ELECTRONICS & SOUND CENTER,  
Fenton  
WIZARD'S ARSENAL, East Lansing  
YE OLDE TEACHERS SHOPPE, Ypsilanti

## MINNESOTA

CODE ROOM, Eden Prairie  
DIGITAL DEN, Burnsville  
MINNESOTA SOFTWARE, White Bear Lake  
PERSONAL BUSINESS SYSTEMS, Minneapolis  
ZIM COMPUTERS, Brooklyn Center

## MISSISSIPPI

C-COM, Jackson  
DYER'S, INC., West Point  
SOFTWAREHOUSE, Jackson

## MISSOURI

CENTURY NEXT COMPUTERS, Columbia  
COMPUTER CENTER, Joplin  
COMPUTERMART, Springfield  
CRC COMPUTERS, Joplin  
PERSONAL COMPUTER, Carl Junction  
RADIO SHACK, Warsaw  
SOFTWARE SHACK, Belton  
UNITED COMPUTER STORES, St. Charles

## MONTANA

COMPUTER STORE, Billings  
INTERMOUNTAIN COMPUTER, Livingston

## NEBRASKA

APPLETREE SOFTWARE, Battle Creek  
COMPUTERLAND, Omaha  
COMPUTERS WEST, Omaha  
MIDWEST COMPUTER CO., INC., Omaha  
SCOTTSBLUFF TYPEWRITER & OFFICE  
PRODUCTS, Scottsbluff

## NEVADA

BYTE SHOP, Reno  
CENTURY 23, Las Vegas  
HOME COMPUTERS, Las Vegas  
HURLEY ELECTRONICS, Las Vegas

## NEW HAMPSHIRE

BITSNBYTES COMPUTER CENTER, Concord  
COMPUTER TOWN, Salem  
COMPUTERLAND, Nashua  
PAUL'S TV, Fremont  
PORTSMOUTH COMPUTER CENTER, Portsmouth  
RADIO SHACK ASSOC. STORE, Keene  
STURDIVANT AND DUNN, Conway

## NEW JERSEY

ABE'S TV SALES & SERVICE, Glassboro  
BARGAIN BROTHERS, West Trenton  
COMPUTER CORNER OF NJ, Pompton Plains  
COMPUTER ENCOUNTER, Princeton  
COMPUTER FORUM, Redbank  
COMPUTER MADNESS, Englishtown  
COMPUTER MART OF NJ, INC., Iselin  
COMPUTERLAND, Cherry Hill  
COMPUTERLAND, Paramus  
CROWLEY'S, Whitehouse Station  
DAVE'S ELECTRONICS, INC., Pennsville  
ELECTRONIC WORLD, Mantua  
G.S.B. ELECTRONICS, INC., Maple Shade  
J & J ELECTRONICS, INC. (R/S Dealer),  
Hackettstown  
LASHEN ELECTRONICS, INC., Denville  
MIDAS DATA SYSTEMS INC., Marlton  
OMNIFAX, Cherry Hill  
RADIO SHACK ASSOC. STORE, Moorestown  
SILENT PARTNER, Fort Lee

## NEW MEXICO

AUTEL ELECTRONICS CO., Albuquerque  
J&W ENTERPRISES, Clovis  
MITCHELL MUSIC, Carlsbad  
THOMAS E. CARR JEWELER, Alamogordo  
WARGAMES WEST, Albuquerque

## NEW YORK

A WORLD OF COMPUTERS, Port Chester  
ARISTO CRAFT DISTINCTIVE MINIATURES,  
New York  
ASD HOME COMPUTER CENTER, Poughkeepsie  
BERLINER COMPUTER CENTER, New Hyde Park  
C HABILD OF NEW DORP, Staten Island  
COMPUTER CORNER, White Plains  
COMPUTER ERA, New York  
COMPUTER FACTORY, New York  
COMPUTER RESOURCES, Williamsville  
COMPUTER SHOP, Kingston  
COMPUTER STORE, Rochester  
COMPUTER TREE, INC., Endwell  
COMPUTERLAND, Carle Place  
COMPUTERLAND, White Plains  
COMPUTERLAND OF NYC, New York  
DIGIBYTE SYSTEMS, New York  
80-MICROCOMPUTER SERVICES, Cohoes  
FUTURE VISIONS COMPUTER STORE, Melville  
HOME COMPUTER CENTER, Rochester  
LONG ISLAND COMPUTER GENERAL STORE,  
Lynbrook  
MR. COMPUTER, Wappingers Falls  
OMNIFAX, DeWitt  
SOFTRON SYSTEMS, Rensselaer  
UPSTATE COMPUTER SHOP, New Hartford

## NORTH CAROLINA

BYTE SHOP, Greensboro  
SOUND MILL, Havelock  
TD'S RECORD SHOP, Sylva

## OHIO

ABACUS II, Toledo  
ALTAIR SYSTEMS, INC., Dayton  
ASTRO VIDEO ELECTRONICS, INC., Lancaster  
BUS COMPUTER, Mentor  
CINCINNATI COMPUTER STORE, Cincinnati  
COMPUTER STORE, Toledo  
COMPUTERLAND, Columbus  
COMPUTERLAND, Mayfield Heights  
COMPUTERLAND, North Olmsted  
COMPUTERLAND, Warren  
CUSTOM SOFT, INC., Louisville  
H. GABRIEL & CO., Madison  
JOBAR ENTERPRISES, Middlefield  
MICROAGE, Columbus  
MICRO COMPUTER CENTER, Centerville  
MICRO ELECTRONICS INC., Columbus  
MICRO-MINI COMPUTER WORLD, Columbus  
TWENTY-FIRST CENTURY SHOP, Cincinnati  
UNIVERSAL AMATEUR RADIO INC., Reynoldsburg  
WANNA PLAY, Cincinnati

## OKLAHOMA

COMPUTER STORE, INC., Tulsa  
COMPUTER WORLD, Tulsa  
RADIO SHACK ASSOC. STORE, Guymon  
SOUNDS, ETC., Watonga  
VERN STREET PRODUCTS, Sapulpa

## OREGON

COMPUTER PATHWAYS, Salem  
TRS-80 PRODUCTS LTD., Portland

## PENNSYLVANIA

ALLIED HOBBIES, Philadelphia  
ARTCO ELECTRONICS, Kingston  
BELL ELECTRONICS, Girard  
COMPUTER WORKSHOPPE, Monroeville  
COMPUTERLAND, Gibsonia  
COMPUTERLAND, Whitehall  
COMPUTERLAND OF HARRISBURG,  
Mechanicsburg  
ERIE COMPUTER, Erie  
J & E COMMUNICATIONS, Duncansville  
MIGHTY BYTE COMPUTER CENTER, Horsham  
OMNIFAX, Feasterville  
OMNIFAX, Philadelphia  
PITTSBURGH COMPUTER STORE, Pittsburgh

## STEVENS RADIO SHACK DEALER, Phoenixville

ROUTE 30 ELECTRONICS, Latrobe  
TELEVISION PARTS COMPANY INC., New  
Brighton  
WAYNESBURG RADIO, Waynesburg  
SOUTH CAROLINA  
OMNI ELECTRONICS, Charleston

## TENNESSEE

ACE MINI SYSTEMS, Clarksville  
CHATTANOOGA COMPUTER CENTER,  
Chattanooga  
COMPUTER WORLD, Nashville  
COMPUTERLAB, Memphis  
H & H ELECTRONICS, Tullahoma  
WEBB'S PHARMACY & ELECTRONICS, Harriman

## TEXAS

CODEDATA, INC., Arlington  
COMPUSHOP, Bellaire  
COMPUSHOP/FM1960W, Houston  
COMPUSHOP/N Fwy, Houston  
COMPUSHOP, Richardson  
COMPUTER 'N THINGS, Austin  
COMPUTER CONCEPTS, Beaumont  
COMPUTER HOBBY CENTER, Austin  
COMPUTER PORT, Arlington  
COMPUTER SALES AND SERVICE, Fort Worth  
COMPUTER SOLUTIONS, San Antonio  
COMPUTER TECH ASSOCIATES, El Paso  
COMPUTERLAND OF SW HOUSTON, Houston  
COMPUTERS BY O'NEILL, Lake Jackson  
COMPUTEX, Webster  
GATEWAY ELECTRONICS, Houston  
KA ELECTRONICS, Dallas  
MARYMAC INDUSTRIES (R/S Dealer), Houston  
PAN AMERICAN ELECTRONICS (R/S Dealer),  
Mission  
R.L. COLE'S ELECTRONICS, San Antonio  
WAGHALTER BOOKS, INC., Houston

## UTAH

COMPUTERLAND, Salt Lake City  
CTI, Provo  
QUALITY TECHNOLOGY, Salt Lake City

## VIRGINIA

COMPUTER SOLUTIONS, Leesburg  
COMPUTER WORKS, INC., Harrisonburg  
HOME COMPUTER CENTER INC., Virginia Beach  
LITTLE SOLDIER, Alexandria

## WASHINGTON

AMERICAN MERCANTILE COMPANY, Seattle  
BYTE SHOP, Bellevue  
COMPUTER CONNECTION, Silverdale  
COMPUTERLAND, Bellevue  
COMPUTERLAND, Federal Way  
EMPIRE ELECTRONICS, Seattle  
LORDS, Port Angeles  
MAGNOLIA MICRO SYSTEMS, Seattle  
PERSONAL COMPUTERS, INC., Spokane  
UNIVERSITY VILLAGE MUSIC, Seattle  
WESTERN MICROCOMPUTER CENTER,  
Bellingham

## WEST VIRGINIA

COMPUTER CORNER, Morgantown  
COMPUTER STORE, Huntington  
SOUND & ELECTRONIC SPECIALTIES,  
Morgantown

## WISCONSIN

BYTE SHOP, Milwaukee  
COLORTRON COMPUTER DIVISION, Racine  
COMPUTER WORLD, Appleton  
COMPUTERLAND, Madison  
COMPUTERLAND, Milwaukee  
COMPUTERLAND OF FOX RIVER VALLEY,  
Oshkosh  
MAGIC LANTERN COMPUTER, Madison  
PETTED MICROSYSTEMS, Milwaukee  
RADIO SHACK, Mauston  
S & O TV SALES, Monroe  
SOFTWARE CASSETTES, Madison  
WYOMING  
COMPUTER CONCEPTS, Cheyenne  
PUERTO RICO  
MICRO COMPUTER STORE, Caparra Terrace

## AUSTRALIA

\*DeFOREST SOFTWARE, Nunawading, Vic.

## CANADA

\*MICRON DISTRIBUTING, Toronto, Ont.  
Compumart, Ottawa, Ont.  
Micromatic Systems Inc., Vancouver, B.C.  
Micro Shack of W. Canada, Regina, Sask.  
Orthon Holdings Ltd., Edmonton, Alb.  
Total Computer Systems, Ajax, Ont.

## CARIBBEAN ISLANDS, CENTRAL AND SOUTH AMERICA

\*WEST INDIES SALES CO. LTD., Hialeah, FL, USA

## FRANCE

\*DANIEL P. LUCET, Aifortville

## GREECE

\*CARITATO TECHNICAL, Athens

## HONG KONG

\*ASSOCIATED INDUSTRIAL SUPPLIES, Hong  
Kong

## ITALY

\*BITS & BYTES, Milan

## KOREA

\*SIN HAN TRADING CORP., Seoul

## NETHERLANDS & BELGIUM

\*SOFTWARE IMPORT BRABANT, Eindhoven,  
Neth.

## NEW ZEALAND

\*VISCOUNT ELECTRONICS, Palmerston North

## NORWAY

\*A/S SORLUND, Vedavagen

## REPUBLIC OF SINGAPORE

\*OG BUSINESS COMPUTER, Singapore

## SOUTH AFRICA

\*BRIAN VICKERS, Sandton

## SWEDEN

\*SENTEC AB, Jarfalla

## UNITED KINGDOM

\*CALISTO COMPUTERS, Birmingham, Eng.

## WEST GERMANY

\*MICROSTUFF, Frankfurt

\*REINHARD NEDELA, Markdorf

\*Instant Software Distributor

# Instant Software™

Peterborough, N.H. 03458



# Instant Software Does It With Frequency

## Electronics I

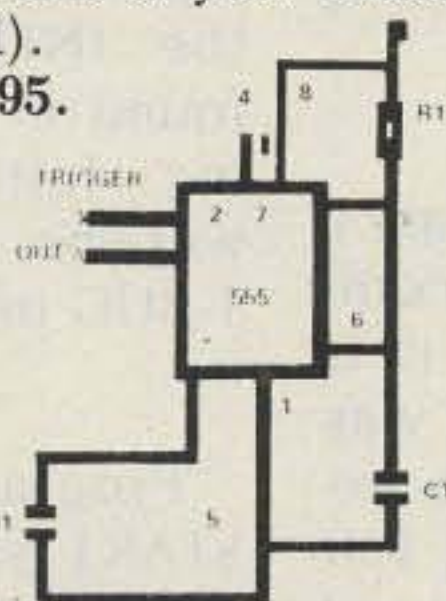
If you're still designing circuits the old-fashioned way, let the Electronics I package introduce the latest way to go:

**Tuned Circuits & Coil Winding**—Design tuned circuits for audio and radio frequencies. This two-part program will find the two missing values from any two of the following: frequency, capacitance, inductance, or reactance. The coil-winding section will calculate the number of turns and wire gauge required for a close-wound, air- or slug-tuned coil from the inductance, diameter, length, and permeability of the coil.

**555 Timer Circuits**—Timers, both monostable (one-shot) and astable (oscillator), can be easily designed with this two-part program. The program will also draw a complete schematic on the screen of your TRS-80.

**LM 381 Pre-Amp Design**—You, too, can quickly design an IC pre-amp. With this program, all you need to do is enter the parameters of the performance you want, and the program does the rest—right down to drawing a detailed schematic of your circuit on the screen! (T1).

No. 0008R \$7.95.




All these programs are Model III compatible except Dynamic Device Drivers.

(T1) = TRS-80 Model I, Level II, 16K RAM

(T2) = TRS-80 Model I, Level II, 16K, Expansion Interface 16K + 1 disk drive

# Instant Software™

PETERBOROUGH, N.H. 03458 603-924-7296



## QSL Manager

Did you remember to send a QSL card to the op you worked last week? Maybe you sent a QSL, but can't recall getting one in return. The QSL Manager program will help you set up a computerized logbook for instant access to your records.

Make complete log entries which include: date, time, callsign, name, band, both the Sent and Received signal reports, the mode, QSL sent/received, and any remarks you may want to add.

No more fumbling with index cards during a QSO, because the QSL Manager has a built-in search function to locate and display information on *any* callsign in your records. You can even list all the QSOs for a particular date, time, band worked, mode, or a specific signal report. Up to 1400 entries can be accessed from the disk (depending on how many disk drives you have).

The program has built-in editing features that help you keep your logbook up to date.

There's also a command that lets you output your log entries to a printer for hard copy.

In that next QSO, knock their socks off with your infallible memory. (T2) No. 0151RD \$19.95 Disk.

## Dynamic Device Drivers

Are you tired of working around all of the little "obstacles" that are built into your TRS-80? Ever wish that there were some way to "repair" those imperfections?

Well, here it is! The Dynamic Device Drivers package has all of these features:

**Programmable Key Debounce**—Your keyboard can be "tuned" to your typing style.

**Programmable Repeating Key Function**—Every key has a repeat function.

**Lowercase Modification Support**—You have a choice of standard or shift-for-lowercase letters. (A lowercase hardware modification must be installed.)

**Better Than Nothing Graphics**—Graphics characters will be converted to the closest ASCII character.

**Printer/Screen Auto Switching**—If your printer is accidentally turned off, your program won't bomb.

**Programmable Printer Forms Control**—You control the format for printer output.

**Programmable Keyboard Lock**—Only you will know the secret code to unlock your keyboard.

With the Dynamic Device Drivers package, you can look forward to working WITH your TRS-80, instead of against it! (T1)

No. 0228R \$19.95.

## TO ORDER:

See your local  
Instant Software dealer.  
If these packages are  
unavailable, order direct.

Call Toll-Free  
1-800-258-5473

Orders Only  
In New Hampshire Dial  
1-603-924-7296

# TRS-80: Your Electronic Brasspounder

## — automated CW for Level I owners

Its advertisement boasts that it is able to copy Morse code over the air at the unbelievable rate of 100 words per minute and transmit at the same rate, selecting from ten message buffers. Just think! No more frantic searches for scrap paper to jot down the answer to a misshapen CQ!

The only requirement for owning this fantastic ham aid—a Radio Shack TRS-80, Level II microcomputer and possession of more than a few dollars. But be-

ing an owner of a Level I, 4K machine *without* more than a few dollars, I began to wonder just what my computer was good for if I couldn't use it in the ham shack?

The answer was to make the Level I just as powerful as the Level II by breaking the BASIC barrier and going to machine-level language. By using just the T-BUG™ Z-80 Monitor and Debug-

ging Aid available from Radio Shack (catalog number 26-2001), I was able to program my microcomputer to send Morse code at a selectable rate and choose between two message buffers each capable of storing 400 ASCII characters. The addition of a programmable peripheral interface (National Semiconductor's 1NS8255) and a tone decoder (Signetics NE567) allowed me to receive code over the QRM and watch as the computer printed the translation in plain English on the video display.

My system is not as fancy nor as versatile as the commercial product, but it is just as effective and was produced without the expense. (On my budget, \$30 qualifies as a few dollars.) This article will show how you, too, may effectively increase the power of your TRS-80 microcomputer and make it talk the international language of Morse code with the bigger machines or with someone with a reasonable fist.

### How It Works

The program can be divided into two parts, transmit (TX) and receive

(RX). The TX program flowchart, Fig. 1, and RX program flowchart, Fig. 2, outline general operation of the program. TX will output a keyboard-entered message in Morse code through the cassette remote jack of the TRS-80. This portion of the program is detailed in the program listing, Fig. 3. To begin the program, the T-BUG must be loaded and the program tape loaded using the LOAD command and JUMP to 4E01; alternatively, the tape may be loaded using the INITIATE sequence found in the program listing. Initial programming will be done using the T-BUG memory function.

Program execution of START will display the title of the program and instructions as listed in the Instruction Block of Fig. 4. The operator is asked to select the code speed at which he wishes to transmit by entering 1, 2, or 3 from the keyboard, corresponding to 5, 13, or 20 words per minute. (It will be explained later how the program may be changed to adjust the code speed to other than the mentioned speeds.) According to the code speed input,

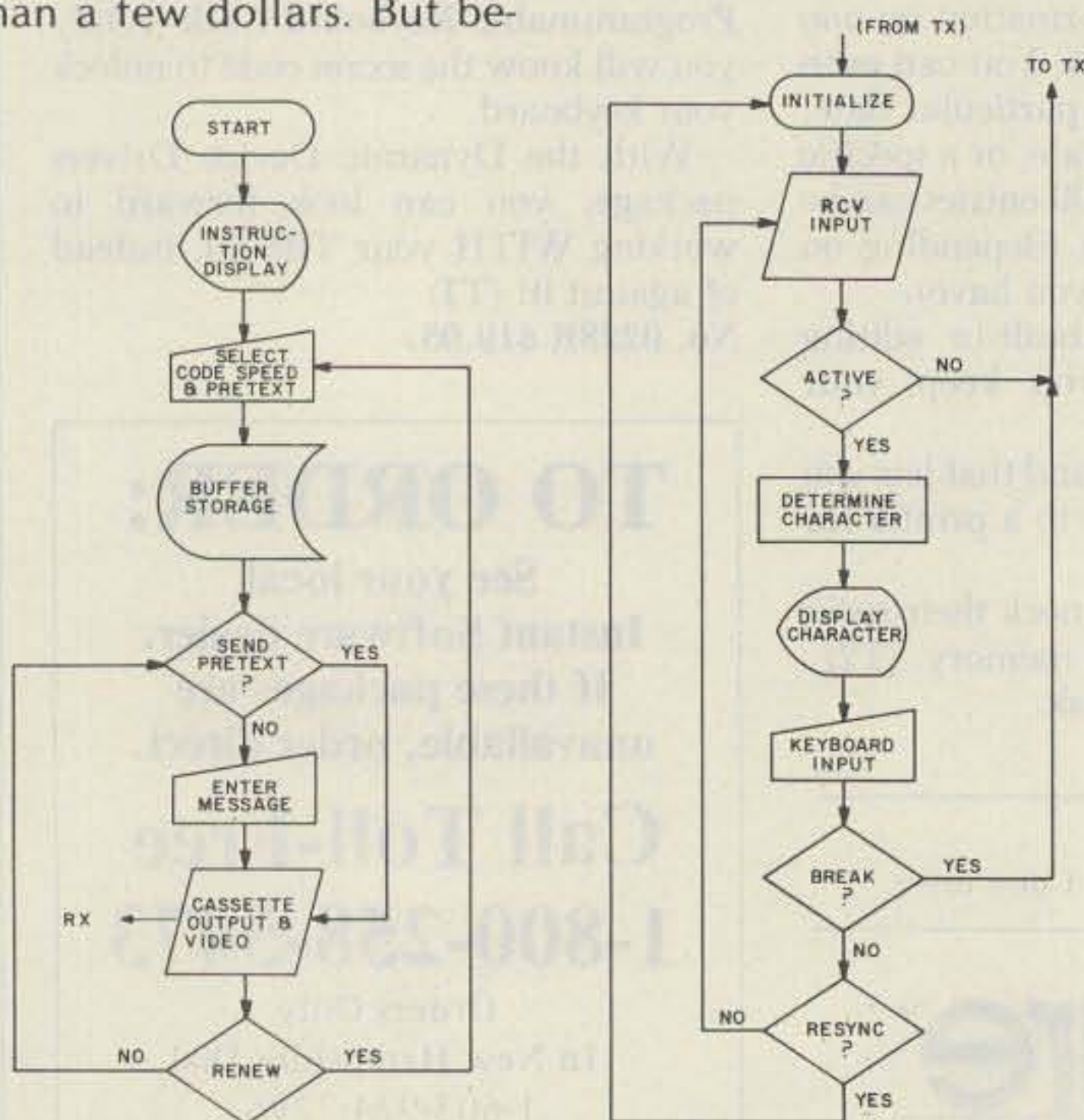


Fig. 1. TX program flow-chart.

Fig. 2. RX program flow-chart.

Fig. 3. Program listing.

ADDRESS	CODE	STATEMENT	REMARK
INITIATE			
4E80	GDF40E	CALL LOAD	;T-Bug Command
83	C3014E	JP START	
START			
4E01	21004E	LD HL, Instruction Block	
04	7E	LD A (HL)	;Loop
05	D7	RST 10	;Print Instruction
06	2B	DEC HL	
07	FEFF	CMP FF	
09	CA0P4E	JP Z, SELECT SPEED	;End Instruction
0C	C3044E	JP Loop	
0F	CD400B	CALL CHKIO	;SELECT SPEED
12	28FE	JR Z, -5	
14	57	LD D, A	;Store Selection
15	FE31	CMP 1	; 5 WPM?
17	CA264E	JP Z, 5 WPM	
1A	7A	LD A, D	
1B	FE32	CMP 2	;13 WPM?
1D	CA2E4E	JP Z, 13 WPM	
20	7A	LD A, D	
21	FE33	CMP 3	;20 WPM?
23	CA364E	JP Z, 20 WPM	
5 WPM			
4E26	3E1F	LD A, 5 WPM Factor	
28	326147	LD FACTOR, A	
2B	C33B4E	JP PRETEXT ENTRY INSTRUCTION	
13 WPM			
4E2E	3E04	LD A, 13 WPM Factor	
30	326147	LD FACTOR, A	
33	C33B4E	JP PRETEXT ENTRY INSTRUCTION	
20 WPM			
4E36	3E02	LD A, 20 WPM Factor	
38	326147	LD FACTOR, A	
PRETEXT ENTRY			
4E3E	7E	LD A (HL)	;Instruction Block Loop
3C	D7	RST 10	;Print Instruction
3D	2B	DEC HL	
3E	FEFF	CMP FF	;End Instruction
40	CA464E	JP Z, PRETEXT LOAD	
43	C33B4E	JP Loop	
PRETEXT LOAD			
46	21FD49	LD HL, Pretext Buffer	
49	CD7047	CALL WRITE	
4C	36FF	LD HL, FF	;End Of Pretext
4E	C34444	JP RX	;Sample Input And Decode
RX			
4444	3E00	LD A, 0	;Initialize Variables
46	321E44	LD Code Register, A	
49	321544	LD Character Flag, A	
4C	3E08	LD A, 08	;Initialize
4E	321644	LD Character Register, A	
51	321744	LD Character Register, A	
54	3E0E	LD A, 0E	;Initialize
4456	321A44	LD Dot-time, A	
59	321B44	LD Dot-time, A	
5C	31FD43	LD SP, 43FD	
5F	C38045	JP STATUS	
STATUS			
4580	CD6046	CALL SCAN	;Keyboard Control
83	CD0047	CALL SKEY	;Sample Input Status
86	79	LD A, Status	
87	FE80	CMP 80	;Key Down?
89	CA0046	JP Z, DOWN	
UP			
45A0	2600	LD H, 00	;Reset Uptime Counter
A2	2E00	LD L, 00	
A4	221844	LD Uptime, HL	;Reset Uptime Register
A7	2A1844	LD HL, Uptime	;Uptime Loop
AA	23	INC HL	
AB	221844	LD Uptime, HL	;Store Uptime
AE	CD0047	CALL SKEY	;Look For Status Change
B1	7C	LD A, H	
B2	FEFF	CMP FF	;Key Inactive?
B4	CA2D47	JP Z, LAST LETTER	;Print Last Letter
B7	3E00	LD A, 00	
B9	CMP C		;Key Up?
BA	CAA745	JP Z, Loop	
BD	2A1644	LD HL, Character Space	
C0	29	ADD HL, HL	
C1	ED4B1844	LD BC, Uptime	
C5	ED42	SBC HL, BC	
C7	FA9046	JP M, DECODE	;Word Formed
CA-CF			
D0	ED4B1844	LD BC, Uptime	
D4	ED42	SBC HL, BC	
D6	3E01	LD A, 01	
D8	321544	LD Character Flag, A	
DE	FA9046	JP M, DECODE	;Letter Formed
DE	3E00	LD A, 00	
E0	321544	LD Character Flag, A	;Letter Incomplete
E3	2A1844	LD HL, Uptime	
E6	29	ADD HL, HL	
E7	221644	LD Character Space, HL	;Character Space=Uptime
EA	C38045	JP STATUS	;Complete Letter
DOWN			
4600	2600	LD H, 00	;Reset Downtime Counter
02	2E00	LD L, 00	
04	221C44	LD Downtime, HL	;Reset Downtime Register
07	2A1C44	LD HL, Downtime	;Downtime Loop
0A	23	INC HL	
0B	221C44	LD Downtime, HL	;Store Downtime
0E	CD0047	CALL SKEY	;Look For Status Change
11	3E80	LD A, 80	
13	B9	CMP C	;Key Down?
14	CA0746	JP Z, Loop	
17	2A1A44	LD HL, Dot-time	
1A	CB3E	SRL(HL)	
1C	ED4B1A44	LD BC, Dot-time	
20	09	ADD HL, BC	
21	ED4B1C44	LD BC, Downtime	
25	ED42	SBC HL, BC	
4627	F23046	JP M, DOT	;Character Dot
2A	C35046	JP DASH	;Character Dash
DOT			
4630	2A1C44	LD HL, Downtime	
33	221A44	LD Dot-time, HL	;Dot-time=Downtime
36	3A1E44	LD A, Code Register	;Get Code
39	CB27	SLA A	;Shift Code
3B	C601	ADD 01	;Add Dot To Code
3D	321E44	LD Code Register, A	;Store Code
40	C38045	JP STATUS	;Get Rest Of Letter
DASH			
4650	3A1E44	LD A, Code Register	;Get Code
53	CB27	SLA A	;Shift Code
55	C602	ADD 02	;Add Dash To Code
57	321E44	LD Code Register, A	;Store Code
5A	C38045	JP STATUS	;Get Rest Of Letter
DECODE			
4690	215A45	LD HL, RX Character Search Table	
93	3A1E44	LD A, Code Register	;Get Code
96	013E00	LD BC, Search #	
99	EDB9	CPDR	;Search Table
9B	7D	LD A, L	
9C	C601	ADD 01	;Adjust HL For Match
9E	D7	RST 10	;Print Letter
9F	3A1544	LD A, Character Flag	
A2	FE01	CMP 01	;Letter?
A4	3E00	LD A, 0	
A6	321544	LD Character Flag, A	;Reset Character Flag
A9	321E44	LD Code Register, A	;Reset Code Register
AC	3E20	LD A, 20	
AE	D7	RST 10	;Space
AF	CAB045	JP Z, STATUS	;Get Next Letter
B2	D7	RST 10	;Space Word
B3	D7	RST 10	
B4	C38045	JP STATUS	;Get Next Letter
LAST LETTER			
472D	215A45	LD HL, RX Character Search Table	
30	3A1E44	LD A, Code Register	;Get Code
33	013E00	LD BC, Search #	
36	EDB9	CPDR	;Search Table
38	7D	LD A, L	
39	C601	ADD A, 01	;Adjust HL For Match
3B	D7	RST 10	;Print Letter
3C	3E0D	LD A, 0D	
3E	D7	RST 10	;Advance Cursor
TX			
4740	3E00	LD A, 00	;Initialize
42	321C44	LD Delay Base (L), A	
45-49	00	NOF	
4A	321244	LD Dot Flag, A	
4D-4F	00	NOF	
50	321044	LD Buffer Register(L), A	
53	3E4D	LD A, 4D	
55	321144	LD Buffer Register(H), A	
4758	2A1044	LD HL, Buffer Register	;Initial Buffer
5B	3E09	LD A, F9	
5D	321D44	LD Delay Base(H), A	;Initialize Speed Base
60	3E02	LD A, WPM Factor	;Factor From SELECT
62	322044	LD Delay(L), A	
65	322144	LD Delay(H), A	
68	CD7047	CALL WRITE	;Enter Message
6B	36FF	LD(HL), FF	;Mark End Of Message
6D	C3A047	JP ENCODE	
ENCODE			
47A0	2A1044	LD HL, Buffer	
A3	221344	LD Buffer Location, HL	
A6	11FF49	LD DE, TX Character Search Table	;BUFFER SEARCH
A9	2A1344	LD HL, Buffer Location	
AC	7E	LD A, (HL)	;Buffer Letter
AD	2B	DEC HL	;Go To Next Letter
AE	221344	LD Buffer Location, HL	;Store Location
B1	47	LD B, Letter	;Store Letter
B2	FEFF	CMP FF	;End Of Text?
B4	CA4444	JP Z, RX	;Sample Input
B7	1A	LD A, (DE)	;TABLE SEARCH
B8	BB	CMP B	;Table Match Letter?
B9	CAD047	JP Z, BIT TEST	
BC	13	INC DE	
BD	13	INC DE	;Adjust Table
BE	C3E747	JP TABLE SEARCH	
BIT TEST			
47D0	13	INC DE	;Locate Code
D1	1A	LD A, Code	
D2	57	LD D, A	;Store Code
D3	FEFE	CMP FE	;Space?
D5	CA004B	JP Z, WORD SPACE	
D8	CB7A	BIT 7, D	;First Character
DA	CD514A	CALL SEND	;Morse Code Out
DD	7B	LD A, E	;Get Letter Group
DE	DE03	SUB 03	;1 Character Group?
E0	FA304B	JP M, LETTER SPACE	
E3	CB72	BIT 6, D	;Second Character
E5	CD514A	CALL SEND	;Morse Code Out
E8	7B	LD A, E	;Get Letter Group
E9	LE0B	SUB 0B	;2 Character Group?
EB	FA304B	JP M, LETTER SPACE	
EE	CB6A	BIT 5, D	;Third Character
F0	CD514A	CALL SEND	;Morse Code Out
F3	7B	LD A, E	;Get Letter Group
F4	DE1B	SUB 1B	;3 Character Group?
F6	FA304B	JP M, LETTER SPACE	
F9	CB62	BIT 4, D	;Fourth Character
FB	CD514A	CALL SEND	;Morse Code Out
FE	7B	LD A, E	;Get Character Group
FF	DE33	SUB 33	;4 Character Group?
4801	FA304B	JP M, LETTER SPACE	
04	CB5A	BIT 3, D	;Fifth Character
06	CD514A	CALL SEND	;Morse Code Out
09	7B	LD A, E	;Get Character Group
0A	DE49	SUB 49	;5 Character Group?
0C	FA304B	JP M, LETTER SPACE	
480F	CB52	BIT 2, D	;Sixth Character
11	CD514A	CALL SEND	;Morse Code Out
14	C3304E	JP LETTER SPACE	
WORD SPACE			
4B00	CD704E	CALL DELAY	;Word Space Delay
03	CD704E	CALL DELAY	
06	CD704E	CALL DELAY	
09	CD704E	CALL DELAY	
0C	3E20	LD A, Space	
0E	D7	RST 10	

Continued



Program listing, continued.

	0F	D7	RST 10	;Print Space	99	C9	RET	
	10	D7	RST 10	;Print Space	4D0A	7E	LD A, Buffer Content	
	11	C3A647	JP BUFFER SEARCH	;Print Space	0B	FEFE	CMP FE	;End Of Buffer?
LETTER SPACE				;Complete Text	0D	CA164D	JP Z, ADJUST	
	4B30	CD704E	CALL DELAY	;Letter Space Delay	10	7A	LD A, Letter	;Recall Letter
	33	CD704E	CALL DELAY		11	72	LD (HL), Letter	;Write Letter
	36	3E20	LD A, Space		12	2B	DEC Buffer	
	38	D7	RST 10	;Print Space	13	C37047	JP Loop	
	39	C3A647	JP BUFFER SEARCH	;Complete Text	16	23	INC Buffer	;ADJUST
					17	C9	RET	
SUBPROGRAM LISTING					SEND			
SCAN					4A51	CD644A	CALL CASSETTE ON	
	4660	CD400B	CALL CHKIO	;Sample Keyboard	54	2803	JR Z, +5	;Bit Dot?
	63	47	LD B, Letter	;Store Letter	56	CD704A	CALL DASH DELAY	
	64	FE03	CMP BREAK	;BREAK Key?	59	CD824A	CALL DOT DELAY	
	66	CA014E	JP Z, TX		5C	3E00	LD A, 00	;CASSETTE OFF
	69	7B	LD A, Letter		5E	D3FF	OUT Cassette	;Turn Cassette Off
	6A	FE1E	CMP Resync	; -> Key?	60	C9	RET	
	6C	C0	RET NZ		CASSETTE ON			
	6D	C34444	JP RX	;Resync Counters	4A64	3E04	LD A, 04	
SKEY					66	D3FF	OUT Cassette	;Turn Cassette On
	4700	DB00	IN A, Key	;Sample Input	DASH DELAY			
	02	CB47	BIT 0, A	;Test Bit 0 of Input	4A70	CD704E	CALL DELAY	
	04	C20A47	JP NZ, Key Down	;Key Down?	73	CD704E	CALL DELAY	;Leave Cassette On For Dash
	07	0E00	LD C, 00	;Key Up	76	3E01	LD A, 01	
	09	C9	RET		78	321244	LD Dot Flag, A	;Store Character Type
	0A	0E00	LD C, 80	;Key Down	7E	C9	RET	
	0C	C9	RET		DOT DELAY			
WRITE					4A82	CD704E	CALL DELAY	;Leave Cassette On For Dot
	4770	CD400B	CALL CHKIO	;Sample Keyboard Loop	85	3A1244	LD A, Dot Flag	
	73	28FB	JR Z, Loop		88	FE01	CMP 01	;Character Dash?
	75	57	LD D, Letter		8A	2005	JR NZ, +7	
	76	FE0D	CMP ENTER	;Text Complete?	8C	3E2D	LD A, Dash Graphic	
	78	C8	RET Z	;Text Ready	8E	D7	RST 10	;Print Dash
	79	7A	LD A, Letter	;Recall Letter	8F	1803	JR +5	;Jump
	7A	FE1D	CMP Backspace	; -< Key?	91	3E2E	LD A, Dot Graphic	
	7C	CABE47	JP Z, ERROR		93	D7	RST 10	;Print Dot
	7F	7A	LD A, Letter	;Recall Letter	94	CD5C4A	CALL CASSETTE OFF	
	80	FE1E	CMP Scroll	;Video Line Full?	97	CD704E	CALL DELAY	;wait For Next Character
	82	CABE47	JP Z, ERROR		9A	3E20	LD A, Space	
	85	7A	LD A, Letter	;Recall Letter	9C	D7	RST 10	;Space Video Characters
	86	FE23	CMP #	;Send Pretext?	9D	3E00	LD A, 0	
	4788	CA9247	JP Z, PRETEXT		9F	321244	LD Dot Flag, A	;Reset Dot Flag
	8B	C30A4D	JP BUFFER FULL		A2	C9	RET	
	8E	23	INC HL	;ERROR, Adjust	DELAY			
	8F	C37047	JP Loop		4E70	ED4B1C44	LD BC, Delay Base	
	92	21FD49	LD HL, Pretext	;PRETEXT	4E74	2A2044	LD HL, Delay	;Loop
	95	221044	LD Buffer, Pretext	Buffer	77	ED42	SBC HL, BC	
	98	23	INC HL	;Reset Buffer	79	03	INC BC	
					7A	20F8	JR Z, Loop	
					7C	C9	RET	

the wpm factor is established. The function of this and other variables subsequently used is described in Fig. 5.

Immediately upon making the selection of code speed, program execution is passed to PRETEXT ENTRY INSTRUCTION which prints "PRETEXT:" from data located in the Instruction Block. Up to 488 characters or seven video lines may then be entered from the keyboard under control of PRETEXT LOAD and stored in the Pretext Buffer occupying memory locations specified in the Memory Map of Fig. 6. Text stored in the Pretext Buffer is protected for repeated use and requires a restart of the TX program to change, but may be called for at any time.

PRETEXT LOAD writes text into the Pretext Buffer by the WRITE subroutine. All alphanumeric characters plus punctuation (, . ? / and space) are supported. Corrections to the text as it is being written may be made by using the back-

space key on the keyboard. The backspace key also permits retention of the previously entered pretext if the backspace key is depressed when "PRETEXT:" appears and the ENTER key is then depressed. A summary of the keyboard control key functions is listed in Fig. 7.

When the text is complete, the ENTER key is depressed, setting a flag (FF) to mark the end of the text in the buffer, and the program jumps to RX. RX will decode a Morse code signal present at port A as outlined in Fig. 2. (A more detailed description of this portion of the program will follow.) If the input from RX is inactive for six seconds, the program returns to TX, where initialization occurs. The WRITE subroutine permits the setting of the Buffer Register to the Pretext Buffer if the # key is pressed, at which point the program goes to ENCODE; otherwise, it enters the text into the Message Buffer (see Fig. 6) similar to that described for the Pretext Buffer

above. Previously entered text in the Message Buffer may be saved using the same procedure outlined above by using the backspace key and ENTER. A total of 397 characters or 6 3/4 video lines are permitted in the Message Buffer before becoming full and passing to ENCODE.

Upon completing the text, depressing ENTER marks the end of text and the program goes to ENCODE. ENCODE reads the Buffer Register which has been established as the Message or Pretext Buffer by WRITE. Each character of the buffer is read by BUFFER SEARCH. The letter in the buffer is matched with the code found in the TX Character Search Table (see Fig. 8) by BANK SEARCH. If the letter is the end of the text (FF) the program goes to RX. (This can be used to enter RX directly with no message by depressing ENTER. The Message Buffer text will be lost by using this method of reentering the RX program). If the letter is other than FF, BIT TEST

determines how many characters are in the letter by testing the letter's position in the table. Each sequential character is determined to be a dot or dash from the code. This character information is processed by SEND, which turns the cassette remote jack on by CASSETTE ON. The program then branches to the appropriate DOT DELAY or DASH DELAY.

In the two subroutines, the cassette jack is left on for the wpm factor selected earlier. This factor is used in determining the minimum cassette-on time in the subroutine DELAY, based upon the Delay Base and Delay Register as described in Fig. 5. The dash is three times as long as the dot. The character type sent is stored in the Dot Flag (see Fig. 5) to determine the Morse code graphic character to be printed in DOT DELAY. DOT DELAY turns the cassette remote jack off by CASSETTE OFF and delays the program the length of a dot before getting the next character of the letter, or

going to LETTER SPACE if the letter has been completed as determined by BIT TEST. LETTER SPACE delays the program for the length of one dash before proceeding to BUFFER SEARCH to get the next letter. If the letter is a space (FE), the program executes WORD SPACE and is delayed the length of seven dots before getting the next letter from BUFFER SEARCH.

Code speeds other than those provided for in the program can be obtained by changing the Delay Base Register. By changing the contents of 475C to any value between F5 and FE, a wide range of speeds can be obtained. Let trial and error be the guide. The relative code speed selection (5, 13, and 20 wpm) is determined by the wpm factor. This can be adjusted by changing the value of addresses 4E27, 4E2F, and 4E37. After determining the newly adjusted wpm value, changing the values of addresses 4DAE, 4DA4 and 4DA3, and 4D99 and 4D98 to correspond to the ASCII code of the new first, second, and third selections will print the new selections from the Instruction Block.

The receive portion of the program (RX) depends solely on the interpretation and timing of ON and OFF inputs representing Morse code characters. The initialization of RX provides for rapid synchronization of the variables to the ON-OFF input states. If timing is awry, resynchronization must be accomplished by reinitializing.

After initializing, the program proceeds to STATUS where the operator may, through the SCAN subroutine, command a jump back to START and TX by depressing the BREAK key, or resynchronization may be accomplished using the → key (see Fig. 7). With no keyboard entry, the program

goes to the SKEY subroutine. The SKEY tests the input and determines whether it is ON (key down) or OFF (key up), returning the status as 80 or 00, respectively. Based on the status, the program jumps to DOWN or UP.

In the UP routine, the time the key is up is established and stored in the Uptime Register (see Fig. 5). If it is up for more than six seconds, the input is considered inactive and the program prints the last letter received in LAST LETTER and then proceeds to TX. If the status changes to key down within six seconds, the Uptime is compared to twice that of the Character Space. If Uptime is greater than twice the Character Space, a word has been received and the program goes to DECODE. If Uptime is less than twice the Character Space, it is compared to the Character Space. If Uptime is greater than Character Space, a letter has been received which sets the Character Flag and the program jumps to DECODE. If the Uptime is less than Character Space, it is doubled and becomes the new Character Space. The program then branches back to STATUS to verify that a key-down status exists.

The Downtime is compared to 1½ times the Dot-time (see Fig. 5). If Downtime is less than 1½ times Dot-time, a dot has been received; otherwise, it is a dash. If the character is a dot, DOT sets the Downtime equal to the Dot-time and the Code Register is shifted to add 01. The program then jumps back to STATUS to get the next character. If the character was a dash, the Code Register is shifted and 02 added. The program then jumps to STATUS.

DECODE is entered only when it is determined that a letter or word has been

ADDRESS	DATA	ADDRESS	DATA
4D7F	FF	4DB3	3A
80	20	B4	4E
81	3A	B5	4F
82	54	B6	49
83	58	B7	54
84	45	B8	43
85	54	B9	45
86	45	BA	4C
87	52	BB	45
88	50	BC	53
89	20	BD	20
8A	52	BE	44
8B	45	BF	45
8C	54	C0	45
8D	4E	C1	50
8E	45	C2	53
8F	0C	C3	20
90	FF	C4	45
91	20	C5	44
92	3F	C6	4F
93	20	C7	43
94	4D	C8	20
95	50	C9	52
96	57	CA	45
97	20	CB	54
98	30	CC	4E
99	32	CD	45
9A	20	CE	0D
9B	29	CF	53
9C	33	D0	4E
9D	20	D1	57
9E	20	D2	4F
9F	4D	D3	44
A0	50	D4	20
A1	57	D5	2E
A2	20	D6	44
A3	33	D7	20
A4	31	D8	59
A5	20	D9	42
A6	29	DA	20
A7	32	DB	4B
A8	20	DC	34
A9	20	DD	20
AA	4D	DE	49
AB	50	DF	20
AC	57	E0	4C
AD	20	E1	45
AE	35	E2	56
AF	20	E3	45
B0	29	E4	4C
E1	31	E5	20
E2	20	E6	30
E7	38	F4	53
E8	2D	F5	52
E9	53	F6	4F
EA	52	F7	4D
EB	54	F8	20
EC	20	F9	58
ED	2C	FA	52
EE	45	FB	20
EF	44	FC	26
F0	4F	FD	20
F1	43	FE	58
F2	20	FF	54
F3	45	4E00	0C
4B17	FE	4B4E	FE

Fig. 4. Instruction block.

REGISTER	TITLE	FUNCTION
4410	Buffer Register	Contains address of currently used message or pretext storage buffer.
11		Set if character sent is dash to determine graphic character.
4412	Dot Flag	Contains current buffer address during TX table search.
4413	Buffer Location Register	Identifies received character as an incomplete letter if reset.
14		Determines minimum time between received characters.
4415	Character Flag	Contains count between received characters.
4416	Character Space Register	Determines duration of shortest received character.
17		Contains duration of current received character/Establishes code speed for transmitted character.
4418	Uptime Counter	Contains received characters making up letter.
19		Determines transmitted character duration.
441A	Dot-time Register	Internally adjusts Delay Base.
1B		
441C	Downtime Counter/Delay Base	
1D		
441E	Code Register	
4420	Delay Register	
21		
4761	WPM Factor	

Fig. 5. Program variables.

ADDRESS	CONTENTS
0000 - 39FF	Level I ROM
4000 - 43FF	T-Bug
4520 - 455A	RX Character Search Table
4818 - 49FD	Pretext Buffer
49FF - 4A50	TX Character Search Table
4B4F - 4D00	Message Buffer
4DFP - 4E00	Instruction Block

Fig. 6. Program memory map.

KEY	DESCRIPTION
BREAK	Program restarted to allow reselection of code speed and pretext entry.
←	Backspace will protect previously entered text in Buffer if depressed initially and ENTER. Also allows correction of text by erasing incorrectly entered text.
→	RX program reinitiated to allow proper timing.
#	Transmits message in pretext.
ENTER	Indicates end of text and allows transmission of text in message buffer.
SPACEBAR	Enters blank space in text.

Fig. 7. Keyboard functions.

ADDRESS	DATA	ASCII	ADDRESS	DATA	ASCII
49FF	45	E	4520	00	SPACE
4A00	00		21	01	
01	54	T	29	01	
02	80		2A	FF	*(ERROR)
03	41	A	2B	01	
04	40		2C	72	,
05	49	I	2D	01	
06	00		2E	54	.
07	4D	M	2F	31	/
08	00		30	3E	0
09	4E	N	31	2E	1
0A	80		32	26	2
0B	44	D	33	12	3
0C	80		34	20	4
0D	47	G	35	1F	5
0E	C0		36	2F	6
0F	4E	K	37	37	7
10	A0		38	3B	8
11	4F	O	39	3D	9
12	E0		3A	01	
13	52	R	3E	01	
14	40		3F	4B	?
15	53	S	40	01	
16	00		41	04	A
17	55	U	42	17	B
18	20		43	19	C
19	57	W	44	0B	D
1A	60		45	01	E
1B	42	B	46	11	F
1C	80		47	0D	G
1D	43	C	48	0F	H
1E	A0		49	03	I
1F	46	F	4A	16	J
20	20		4B	0C	K
21	48	H	4C	13	L
22	00		4D	06	M
23	4A	J	4E	05	N
24	70		4F	0E	O
25	4C	L	50	15	P
26	40		51	1C	Q
27	50	P	52	09	R
28	60		53	07	S
29	51	Q	54	02	T
2A	D0		55	08	U
2B	56	V	56	10	V
2C	10		57	0A	W
2D	58	X	58	1B	X
2E	90		59	1A	Y
2F	59	Y	5A	1B	Z
30	E0				
31	5A	Z			
32	00				
33	31	1			
34	78				
35	32	2			
36	38				
37	33	3			
38	18				
39	34	4			
3A	0B				
3B	35	5			
3C	00				
3D	36	6			
3E	80				
3F	37	7			
40	C0				
41	38	8			
42	E0				
43	39	9			
44	F0				
45	30	0			
46	F8				
47	2F	/			
48	90				
49	2C	,			
4A	CC	?			
4B	3F				
4C	30				
4D	20	SPACE			
4E	FE				
4F	2E	.			
50	54				

Fig. 8. TX character search table.

formed. DECODE takes the letter formed in the Code

Fig. 9. RX character search table.

Register and matches it with the code contained in the RX Character Search Table of Fig. 9. The corresponding ASCII code (\* for error) then is printed on the video display after the appropriate letter or word space has been printed from a test of the Character Flag. The program then jumps back to STATUS to get the next character.

#### Interfacing and Operating

The RX portion of this program requires the addition of an interface and

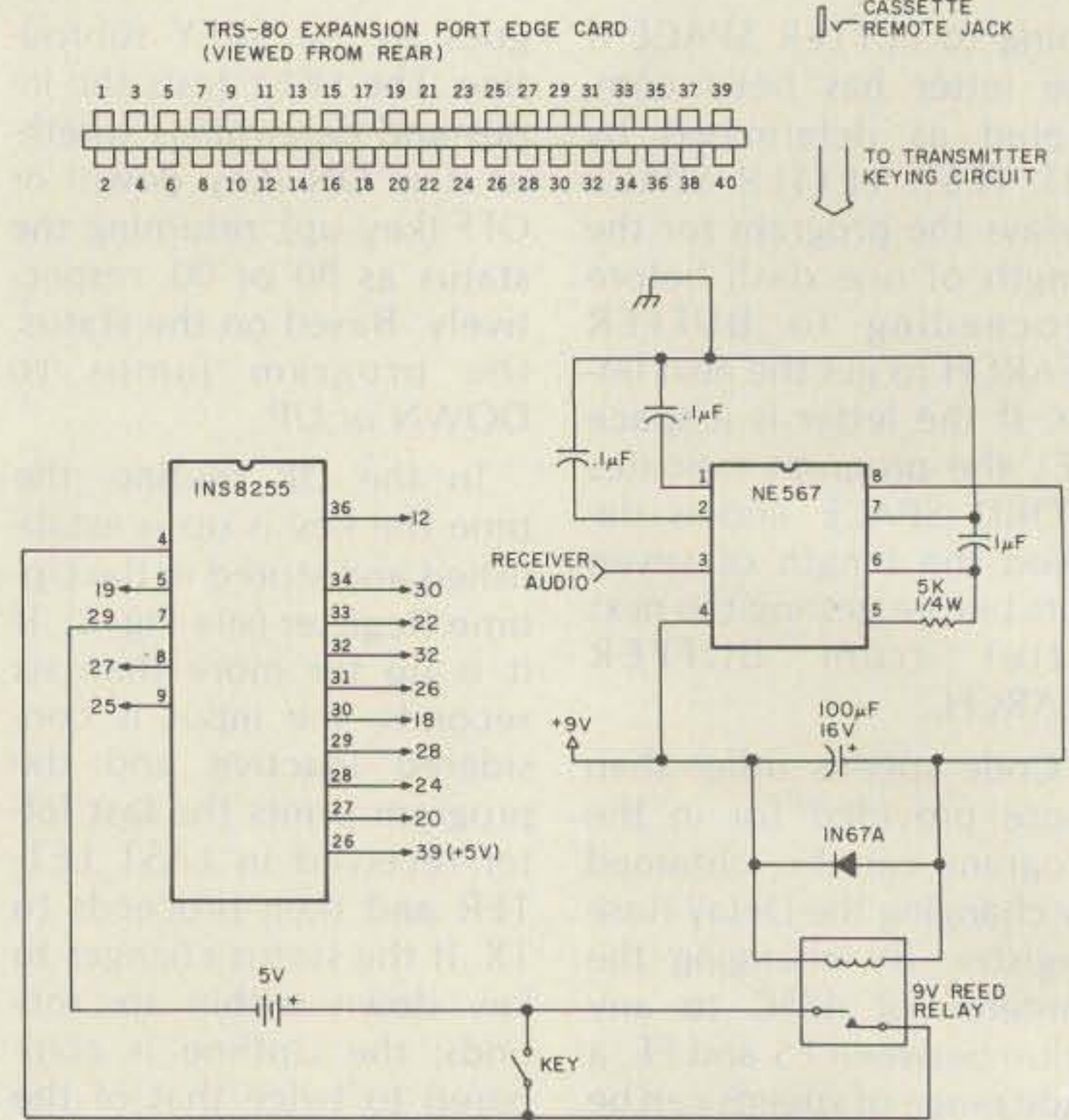


Fig. 10. Hardware schematic.

tone decoder or key as shown in Fig. 10. Construction of these circuits is not critical. Breadboarding is acceptable; masking of the input is required to prevent false states, however. The 1NS8255 is a little more than needed but permits adding additional ports to three eight-bit ports. Only the 0-bit A port is used in this program. The nice thing about this chip is the pin-for-pin compatibility with the TRS-80 expansion port. The +5-V power supply of the chip (pin 26) can be connected to the microcomputer's +5-V output on pin 39 of the expansion port edge card. Level II does not have +5 V on this pin; a separate power supply will therefore be necessary. Three 16-pin DIP shunt jumpers were used with the expansion port card edge connector (AMP P/N 88103-1) to tie into the interface. The interface was mounted on a PC board and housed neatly in a Kitchen Maid plastic utility tray that fits nicely beneath the keyboard. The tone decoder cannot be placed near the computer because of logic switching noise getting into

the detection circuit.

This system has performed without difficulty for over six months. I have used it to generate code tapes used in teaching Morse code to Novices and have had excellent comments from the students. Over the air, I have never sounded so good. My usual, sloppy fist is now letter perfect. Morse code has been received with perfect copy at 35 wpm from W1AW. A few operating hints follow to permit the user a full appreciation of the system's capabilities.

Transmitter keying is not done directly with the cassette remote jack but through a keyer. This is done to protect the cassette relay's contacts. Weak or fading signals do cause timing problems as the signal is lost; resynchronization will correct the improper timing, however, once the signal is regained. Erratic code speed will likewise cause improper timing requiring resynchronization. The need to resynchronize is seen by the improper generation of letters or no generation on the video display.

Attempts to overcome signal loss by increasing the audio level causes overloading of the NE567, resulting in lockup. Noise or QRM can be filtered out quite effectively through use of the receiver's clarifier which also adjusts the signal's audio tone to put the tone into the detection band of the NE567. Difficulty has been experienced when noise from the high speed logic circuits of the computer are picked up by the receiver resulting in rampant generation of characters across the screen as the computer listens to itself. This is prevented by operating elsewhere on the band where the computer is not as noisy. Excessive RFI from the transmitter does affect the video display but does not interfere with the completion of the TX program.

Level II users may have

noticed that their keyboard input and memory map are not compatible with the program. By calling their own keyboard subroutine and reassigning memory, Level II users may adapt the program.

If you are as lazy as I am, I am sure you will find the use of the TRS-80 a great way to just sit back and let the machine do the work. With the addition of the interface, the capabilities of your machine will be improved greatly. The whole outside world awaits—I may even figure out how to turn my coffee pot on.

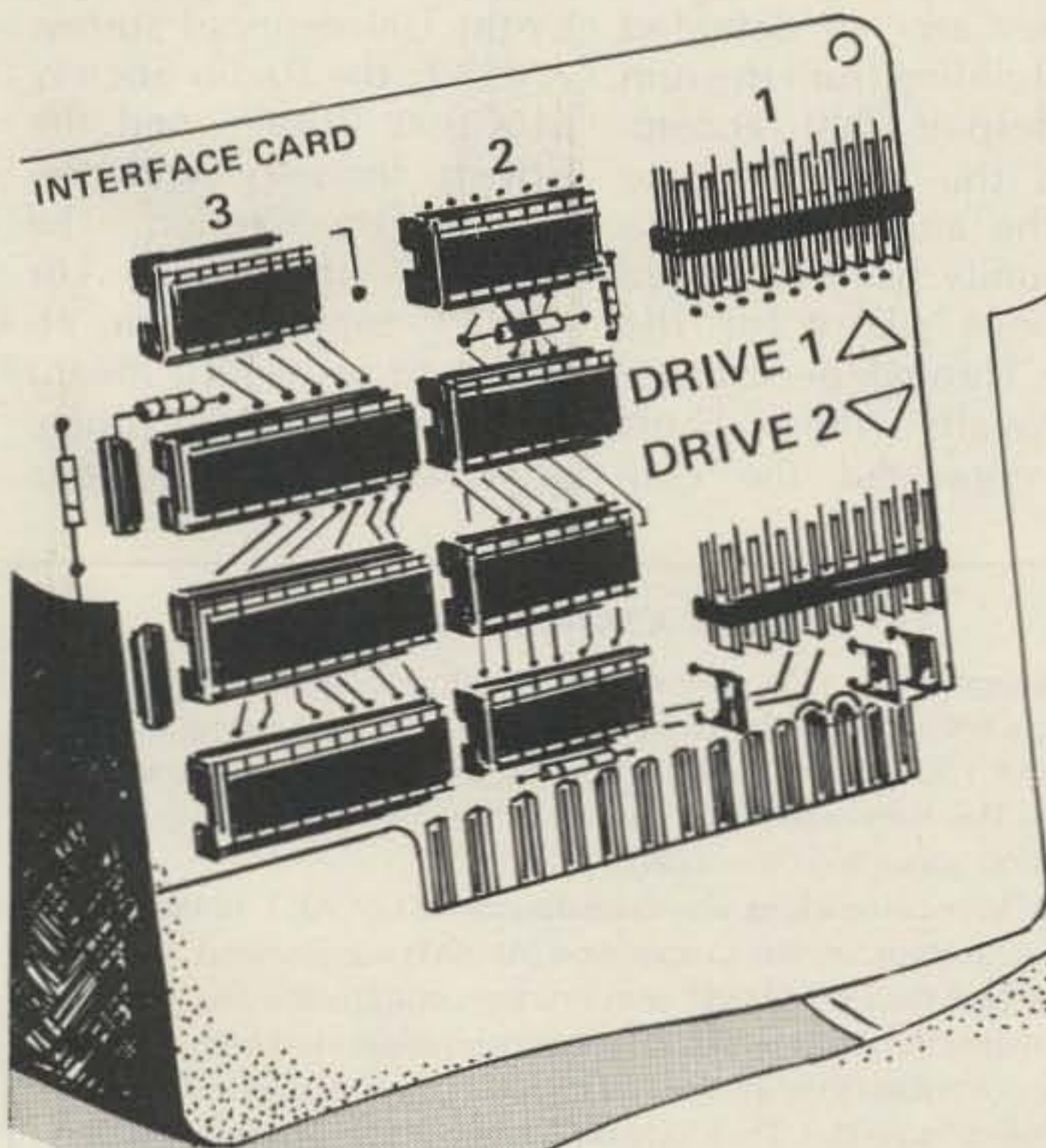
I wish to thank Laris Pickett WB0QNT for his technical advice on the use of the cassette remote jack and John Engel WA0LPV for his support and suggestions in developing this program. ■

# Orbit



**ORBIT** is the Official Journal for the Radio Amateur Satellite Corporation (AMSAT), P.O. Box 27, Washington, DC 20047. Please write for application.

For a **FREE SAMPLE COPY** please send \$1 to cover First Class Postage and handling to: Orbit, 221 Long Swamp Road, Wolcott, CT 06716.



## The Electronic Breadboard

Computer Aided Design (CAD) is one of the newest of the applications of microcomputer technology. THE ELECTRONIC BREADBOARD permits the design and analysis of analog circuits. It can be used to evaluate voltages, currents, impedance and the frequency response of any circuit.

This package is ideal for audio component repairmen, ham radio technicians, hobbyists, electrical engineers, telecommunications engineers, audio-philosophers and students of electronics. Plug it in and slice away a lot of guesswork.

**0287R Model I & III Level II 16K \$49.95\***

# Instant Software™

PETERBOROUGH, N.H. 03458

**TO ORDER:** See your local Instant Software dealer or call Toll-Free

1-800-258-5473 orders only

In New Hampshire 1-603-924-7296

Mon.-Fri. 8:00 am-4:30 pm E.S.T.

\*Plus shipping


VISA

master charge

DISCOVER

# Phase III and Beyond

## — the down-to-Earth satellite service



*UoSAT, an amateur satellite built in the United Kingdom, will give experimenters a chance to receive pictures from a slow-scan TV camera pointed towards the Earth. The spacecraft also features beacons on two meters and 70 cm, as well as provisions for HF and microwave propagation experiments.*

**M**ay 23, 1980, is known as Black Friday among amateur radio satellite enthusiasts. At 1430 GMT on that fateful day, the rocket carrying amateur radio's most ambitious spacecraft yet failed shortly after launch, sending Phase IIIA to a watery grave. One year later, hams still remember the tragedy, but they are not defeated by it. Building from the ruin and despair that accompanied the loss of Phase IIIA, the amateur satellite community has even more ambitious plans for the future. Through persistence and loyalty, these hams have organized the construction and launch of two satellites in the next year.

### UoSAT

An early September, 1981, launch is scheduled for UoSAT, an amateur scientific and educational spacecraft conceived and constructed by radio enthusiasts from the United Kingdom. UoSAT is sponsored by the University of Surrey, AMSAT, the Radio Society of Great Britain, and the British Industry and Research Organization. The mission objectives for UoSAT represent an attempt to provide a means for analyzing radio propagation and satellite teleme-

### BIRTH OF A SATELLITE SYSTEM

December 12, 1981, will mark the 20th anniversary of amateur radio's first satellite. The Orbiting Satellite Carrying Amateur Radio, OSCAR 1, circled the Earth transmitting the greeting "HI" in Morse code. This battery-powered spacecraft weighed a mere 10 pounds and cost about \$65.00 to build.

We have come a long way since the days of OSCAR 1. In 1969, the Radio Amateur Satellite Corporation (AMSAT) was founded. Now in its second decade, AMSAT provides the coordination and support that makes the amateur satellite program possible. Hundreds of hams have committed their energy and resources towards the world's only "amateur" satellites. They have built, launched, and controlled eight satellites for a fraction of the commercial cost.

The success of amateur radio's satellites is directly linked to the support individual hams provide. *73 Magazine* urges you to join AMSAT. They offer a bimonthly magazine, *Orbit*, and a biweekly newsletter, *AMSAT Satellite Report*, full of information about the latest satellite developments. Write to AMSAT, PO Box 27, Washington DC 20044, or call (202)-589-6062.



try from HF to microwave frequencies. The thrust of the UoSAT craft will be to develop experimental skills rather than relaying communications, so all of the satellite's functions will be "one way" (i.e., listen-only) for amateurs.\*


UoSAT features two "regular" beacons, one on 145.825 MHz transmitting general data, the other relaying engineering and scientific data on 432.05 MHz. Both beacons will have 1200-, 300-, and 110-baud ASCII, and 45.5-baud Baudot capability. The two-meter beacon also can be modulated by a speech synthesizer or asynchronous interface to the spacecraft computer. The 70-cm beacon will provide a high-speed data channel intended for advanced amateur ground stations. In addition to the ASCII data sources, the 70-cm beacon can transmit information from three different computer interfaces, a magnetometer, and two radiation counters.

Receiving the two-meter beacon should be easy with

\*Ground-originated telecommands to UoSAT excepted, of course.

a simple crossed-dipole antenna and an ordinary NBFM receiver. The AFSK signals can be demodulated by a low-cost terminal unit. Reception of the 432-MHz beacon is more involved since the signals will be modulated with bi-phase shift keying. One exciting piece of hardware that will accompany UoSAT is a CCD camera. This device will be pointed at the Earth, transmitting images composed of  $256 \times 256$  pixels, with each image taking about  $3\frac{1}{2}$  minutes to transmit. The demodulator, memory, and interface circuitry needed to view these pictures can be built for about \$250. The images can be transmitted on either beacon.

Propagation studies for the HF bands will be possible through the use of UoSAT's phase-referenced beacons on 7, 14, 21, and 28 MHz. Information about the Earth's magnetic field will be available from a flux-gate magnetometer. Solar disturbances can be monitored via two particle-flux (radiation) detectors. Another set of experimental beacons will be used to evaluate the use of microwave frequencies for ama-



Close-up of Phase IIIA satellite as it appeared mounted on the application technology capsule below the Firewheel satellite. (AMSAT photo by W4PUJ, taken in May, 1980, at the Kourou ESA facility.)

teur satellites. They will transmit on 2.4 and 10.47 GHz. UoSAT's lack of conventional two-way communications capability is eclipsed by the wide variety of signals that a ground sta-

tion can receive. There is something here for everyone.

UoSAT is scheduled to ride on a NASA Delta 2310 launch vehicle as a secondary payload accompanying

#### DEATH OF A SATELLITE

A worldwide family of amateur satellite users watched anxiously during mid-June as AMSAT engineers, controllers, and managers tried to piece together a picture of AMSAT-OSCAR 7 while the old bird lay perilously close to the end of its productive life. Serious problems began to show up June 11 and 12 when the satellite was not fully responding to commands. The last confirmed QSO took place on orbit 30075 (June 12) with VK3ACR participating.

From that time onward, the transponders and beacons on AO-7 exhibited a worrisome silence and numerous monitoring stations were placed on alert on every possible orbit. This strategem paid off when several stations reported hearing transponder hash and other signs of recovery. The optimism was short-lived—in the days that followed, all transmissions ceased.

While at first it was feared that the malfunctions had been catastrophic and total with no symptoms at all to diagnose, now there are a few pieces of the puzzle to assemble. Jan King W3GEY, AMSAT Vice President for Engineering, stated that he felt a 5- or 10-degree Celsius thermal shock caused by the sudden exposure to deep shadow might have been enough to cause a failure in one of the weakened, aged nicad batteries. Such a failure mechanism might come about through nonuniform heating of a cell, causing,

for example, the plate separators to warp and cause a short circuit.

The thermal stress hypothesis is based on the fact that OSCAR 7 experienced a solar eclipse for part of each orbit. The eclipses, which, in theory, started on June 1, were calculated to end on or about July 5. The reports of OSCAR 7's demise are tempered by its exemplary record. The 64-pound bird was launched on November 15, 1974, making it one of the longest-lived satellites in history. Its 6.6 years of service is more than double the three years originally expected. An estimated 10,000 to 15,000 amateurs utilized the satellite, making millions of QSOs.

The construction of the spacecraft was an international effort, with the Mode A transponder built by Americans, the Mode B transponder supplied by German hams, the RTTY encoder coming from Australia, and the 70-cm beacon constructed by Canadians. OSCAR 7 also included a super high frequency (SHF) beacon that was never turned on because the FCC failed to provide authorization.

The failure of AO-7 is like losing a close and valued friend. However, we can look back with pride at OSCAR 7's multitude of accomplishments.

The preceding report is based on material in the June 19 issue of the AMSAT Satellite Report.

## FREQUENCY COUNTERS



**COMPLETE KITS:** CONSISTING OF EVERY ESSENTIAL PART NEEDED TO MAKE YOUR COUNTER COMPLETE. **HAL-800A** 7-DIGIT COUNTER WITH FREQUENCY RANGE OF ZERO TO 600 MHz. FEATURES TWO INPUTS, ONE FOR LOW FREQUENCY AND ONE FOR HIGH FREQUENCY. AUTOMATIC ZERO SUPPRESSION. TIME BASE IS 1.0 SEC OR 1 SEC GATE WITH OPTIONAL 10 SEC GATE AVAILABLE. ACCURACY  $\pm 0.01\%$ . UTILIZES 10-MHz CRYSTAL 5 PPM.

COMPLETE KIT.....\$129

**HAL-300A** 7-DIGIT COUNTER WITH FREQUENCY RANGE OF ZERO TO 300 MHz. FEATURES TWO INPUTS, ONE FOR LOW FREQUENCY AND ONE FOR HIGH FREQUENCY. AUTOMATIC ZERO SUPPRESSION. TIME BASE IS 1.0 SEC OR 1 SEC GATE WITH OPTIONAL 10 SEC GATE AVAILABLE. ACCURACY  $\pm 0.01\%$ . UTILIZES 10-MHz CRYSTAL 5 PPM.

COMPLETE KIT.....\$109

**HAL-50A** 8-DIGIT COUNTER WITH FREQUENCY RANGE OF ZERO TO 50 MHz OR BETTER. AUTOMATIC DECIMAL POINT, ZERO SUPPRESSION UPON DEMAND. FEATURES TWO INPUTS, ONE FOR LOW FREQUENCY INPUT, AND ONE ON PANEL FOR USE WITH ANY INTERNALLY MOUNTED HALTRONIX PRE-SCALER FOR WHICH PROVISIONS HAVE ALREADY BEEN MADE. 1.0 SEC AND 1 SEC TIME GATES. ACCURACY  $\pm 0.01\%$ . UTILIZES 10-MHz CRYSTAL 5 PPM.

COMPLETE KIT.....\$109

### PRE-SCALER KITS

**HAL 300 PRE**.....\$14.95  
(Pre-drilled G10 board and all components)

**HAL 300 A/PRE**.....\$24.95  
(Same as above with preamp)

**HAL 600 PRE**.....\$29.95  
(Pre-drilled G10 board and all components)

**HAL 600 A/PRE**.....\$39.95  
(Same as above but with preamp)

### TOUCH TONE DECODER KIT

HIGHLY STABLE DECODER KIT. COMES WITH 2 SIDED, PLATED THRU AND SOLDER FLOWED G-10 PC BOARD, 7-567's, 2-7402, AND ALL ELECTRONIC COMPONENTS. BOARD MEASURES 3 1/2 x 5 1/2 INCHES. HAS 12 LINES OUT ONLY \$39.95

**DELUXE 12-BUTTON TOUCHTONE ENCODER KIT** utilizing the new ICM 7206 chip. Provides both VISUAL AND AUDIO indications! Comes with its own two-tone anodized aluminum cabinet. Measures only 2 3/4 x 3 3/4". Complete with Touch-Tone pad, board, crystal, chip and all necessary components to finish the kit.

PRICED AT.....\$29.95

For those who wish to mount the encoder in a hand-held unit, the PC board measures only 9/16" x 1 3/4". This partial kit with PC board, crystal, chip and components.

PRICED AT.....\$14.95

**ACCUKEYER—MEMORY OPTION KIT** THIS ACCUKEYER MEMORY KIT PROVIDES A SIMPLE, LOW COST METHOD OF ADDING MEMORY CAPABILITY TO THE WB4VVF ACCUKEYER. WHILE DESIGNED FOR DIRECT ATTACHMENT TO THE ABOVE ACCUKEYER, IT CAN ALSO BE ATTACHED TO ANY STANDARD ACCUKEYER BOARD WITH LITTLE DIFFICULTY. \$16.95

**ACCUKEYER (KIT)** THIS ACCUKEYER IS A REVISED VERSION OF THE VERY POPULAR WB4VVF ACCUKEYER ORIGINALLY DESCRIBED BY JAMES GARRETT, IN QST MAGAZINE AND THE 1975 RADIO AMATEURS HANDBOOK. \$16.95

ACCUKEYER—MEMORY OPTION KIT—TOGETHER ONLY \$32.00

### 6-DIGIT CLOCK • 12/24 HOUR

COMPLETE KIT CONSISTING OF 2 PC G10 PRE-DRILLED PC BOARDS, 1 CLOCK CHIP, 6 FND 359 READOUTS, 13 TRANSISTORS, 3 CAPS, 9 RESISTORS, 5 DIODES, 3 PUSH-BUTTON SWITCHES, POWER TRANSFORMER AND INSTRUCTIONS. DON'T BE FOOLED BY PARTIAL KITS WHERE YOU HAVE TO BUY EVERYTHING EXTRA.

PRICED AT.....\$12.95

**CLOCK CASE** Available and will fit any one of the above clocks. Regular Price \$6.50 But Only \$4.50 when bought with clock.

**SIX-DIGIT ALARM CLOCK KIT** for home, camper, RV, or field-day use. Operates on 12-volt AC or DC, and has its own 60-Hz time base on the board. Complete with all electronic components and two-piece, pre-drilled PC boards. Board size 4" x 3". Complete with speaker and switches. If operated on DC, there is nothing more to buy.

PRICED AT.....\$16.95

Twelve-volt AC line cord for those who wish to operate the clock from 110-volt AC. \$2.95

### SHIPPING INFORMATION

ORDERS OVER \$20.00 WILL BE SHIPPED POSTPAID EXCEPT ON ITEMS WHERE ADDITIONAL CHARGES ARE REQUESTED ON ORDERS LESS THAN \$20.00 PLEASE INCLUDE ADDITIONAL \$1.50 FOR HANDLING AND MAILING CHARGES. SEND SASE FOR FREE FLYER.



"HAL" HAROLD C. NOWLAND  
WBZXH

**HAL-TRONIX** ✓31

P. O. BOX 1101  
SOUTHGATE, MICH. 48195  
PHONE (313) 285-1782

the Solar Mesosphere Explorer spacecraft. The satellite's orbit will resemble the OSCAR 7 and 8 orbits. The 530-km, sun-synchronous, polar, Earth orbit will result in UoSAT circling the Earth every 95 minutes with a latitude increment of approximately 23.75° per orbit. If all goes according to plan, UoSAT will be launched in September, 1981, and, assuming success, become known as OSCAR 9.

### Phase IIIB

The OSCAR 9 designator was originally going to belong to the Phase IIIA spacecraft. After its ill-fated launch attempt, the dream that accompanied this ambitious AMSAT program almost came to a halt. Not only did the complex expensive electronic hardware have to be replaced, but a new launch opportunity also was needed. Without a ride, a satellite would be next to useless! In the year that followed Black Friday, the AMSAT crew has overcome these problems. Two new spacecraft are being assembled (Phase IIIB and C) by an international team of amateurs. Phase IIIB is scheduled for a launch during the summer of 1982 aboard an Ariane rocket which will also carry ECS-1 (European Communications Satellite #1). Phase IIIC is being built for a 1983-1984 launch.

The Phase-IIIB bird, with the emphasis on "B", will resemble its predecessor but also will incorporate some significant changes. There will be the mode-B transponder, which has an uplink on 70-cm and a downlink on two meters. In addition to mode B, the new satellite will have an L-band transponder. Users will transmit to the satellite on the new 1269-MHz satellite allocation and receive on a 70-cm downlink. The use of the new 1269-MHz allocation presents some

unique challenges to UHF-microwave experimenters since very little commercial equipment is available in the Western Hemisphere. (It proliferates in Europe.)

Several weeks after the spacecraft is launched from the European Space Agency's French Guiana facility, a kick-motor (a small liquid-fuel rocket) will be used to move it into a highly elliptical orbit. This orbit will allow some users to have access to the bird for approximately eight hours at a time. The "slow" apparent movement of the satellite will greatly simplify antenna tracking.

Phase IIIB promises to be the ultimate repeater, where nearly a third of the world will be in range. DX-ers will have the capability to work stations on four continents without having to worry about propagation. Through its technical challenge and communications capability, Phase IIIB will be a big part of ham radio in the 1980s.

### Sky-High Dreams

The future of amateur radio's satellite program does not end with UoSAT and Phase IIIB. Plans are being made for another Phase-III bird. While the Phase-III program promises to give worldwide communications capability, it still does not fulfill the dream of providing global coverage for every ham, 24 hours a day. Enter Phase IV, in which SYNCART satellites are being planned for geosynchronous orbits. If three SYNCART packages were linked, it would be possible to talk to almost any ham on the Earth, 24 hours a day, with 100% reliability. Transforming this dream into reality will require an extraordinary amount of cooperation and innovation. Where does the future of our hobby lie? Perhaps we should look to the sky for an answer. ■

# NEW MFJ-102 SOLID STATE 24 HOUR DIGITAL CLOCK

Switchable to 24 hour GMT or 12 hour format. ID timer. Seconds readout. Bright BLUE .6" digits. Alarm, snooze, lock functions. Power out, alarm on indicators. Assembled.



Switch to 24 hour GMT  
or 12 hour format!

ID timer. Seconds readout.  
Bright BLUE .6 inch digits.

## \$32.95

Now you can switch to either 24 hour GMT time or 12 hour format! Double usefulness.

Switchable "Seconds" readout for accuracy. ID timer. Alerts every 9 minutes after you tap the button. Also use as snooze alarm.

"Observed" timer. Just start clock from zero and note end time of event up to 24 hours.

Alarm. For skeds reminder or wake-up use. Synchronizable with WWV.

Fast/Slow set buttons for easy setting.

Big, bright, blue digits (vacuum fluorescent) are 0.6" for easy-on-the-eyes, across-the-room viewing.

Lock function prevents missetting.

Operates on 110 VAC, 60 Hz (50 Hz with simple modification). UL approved.

Handsome styling with rugged black plastic case with brushed aluminum top and front.

Sloping front for easy viewing. 6x2x3".

Order from MFJ and try it — no obligation. If not delighted, return it within 30 days for refund (less shipping). One year limited warranty by MFJ.

Order today. Call toll free 800-647-1800. Charge VISA, MC or mail check, money order for \$32.95 plus \$4.00 shipping/handling for MFJ-102.


Put this new improved MFJ digital clock to work in your shack. Order today.

**CALL TOLL FREE ... 800-647-1800**

Call 601-323-5869 for technical information, order/repair status. Also call 601-323-5869 outside continental USA and in Mississippi. ✓47

**MFJ ENTERPRISES, INCORPORATED**  
Box 494, Mississippi State, MS 39762

Code reading  
makes ham radio  
more fun!



## Field Day 2

A code reader can add to the fun of ham radio by allowing you to copy many signals that are too complex or too fast to decode by ear.

You can get in on such things as news-wire service transmissions, weather information and financial reports that are sent by radioteletype (RTTY), ASCII computer language or Morse code.

Some code readers only copy one or two types of signals, but the **Kantronics Field Day 2™** allows you to copy RTTY at 60, 67, 75 and 100 WPM, ASCII at 110 and 300 (if sent as it is typed) Baud and Morse at 3 to 80 WPM.

The **Field Day 2** even has an editing program to improve sloppy Morse. You get more of the message and fewer illegal character signs than with other code readers. With a **Field Day 2** you also get a 24-hour clock, code speed display and TTL compatible demodulator output.

The **Field Day 2** is a complete unit in one package with a large, easy-to-read, 10-character display and is backed with a full-year limited warranty.

Code reading makes ham radio more fun, and now you can get started with one compact, versatile unit, at \$449.95, suggested price, the **Field Day 2**.

Call or visit your Authorized Kantronics Dealer for a demonstration!

**Kantronics**

(913) 842-7745

1202 E. 23rd Street  
Lawrence, Kansas 66044

### SEPTEMBER SALE

BONUS 2% discount for prepaid orders  
(cashier's check or money order)

ege, inc.

TOLL 1-800-336-4799  
FREE ORDERS ONLY  
HOURS: M-F 11-8; SAT 9-3 EDT  
CLOSED TUESDAYS

#### MFJ PRODUCTS COMPLETE LINE IN STOCK

989 New 3KW Tuner	278.95
962 1.5KW Tuner mtr/switch	174.95
949B 300 watt deluxe tuner	122.00
941C 300 watt tuner switch/mtr	78.42
940 300 watt tuner switch/mtr	69.70
484 Grandmaster memory keyer 12 msg.	121.72
482 4 msg Memory keyer	87.96
422 Pacesetter Keyer w/Bencher BY1	87.15
410 Professor Morse keyer	113.95
408 Deluxe Keyer with speed mtr	69.69
496 Keyboard II	296.95
752B Dual turnable filter	78.42
102 24-hour clock	30.95
260/262 Dry Dummy Loads	23.50/43.55
250 2KW PEP Dummy Load	28.25
BENCHER PADDLES Black/Chrome	35.90/43.75

#### ASTRON POWER SUPPLIES (13.8 VDC)

RS7A 5 amps continuous, 7 amp ICS	48.60
RS12A 9 amps continuous, 12 amps ICS	66.35
RS20A 16 amps continuous, 20 amps ICS	87.20
RS20M same as RS20A + meters	105.50
RS35A 25 amps continuous, 35 amp ICS	131.95
RS35M same as RS35A + meters	149.95

#### TELEX HEADSETS-HEADPHONES

C1210/C1320 Headphones	22.95/32.95
PROCOM 200 Headset/dual Imp. MIC	77.50
PROCOM 300 lt/wt Headset/dual Imp. mic	69.95
B & W 370-15 Allband dipole	122.95

#### VoCom Antennas/2m Amps

5/8 wave 2m hand held Ant	18.95
2 watts in, 25 watts out 2m Amp	69.95
200 mw in, 25 watts out 2m Amp	82.95
2 watts in, 50 watts out 2m Amp	108.95

#### MIRAGE AMPS & WATT METERS

MP1 HF/MP2 VHF SWR/Watt Meter	101.95
B23 2 in, 30 out, All Mode	76.95
B108 10 in, 80 out, All Mode, Pre-Amp	151.95
B1060 10 in, 160 out, All Mode, Pre Amp	235.95
KENWOOD, ICOM, YAESU, TEN-TEC	Call for Quotes
AZDEN PCS 3000 2m Transceiver	314.95
SANTEC HT1200 2m Hand Held	307.95
ST-7/T 440MHz Hand Held	284.95

#### HY-GAIN ANTENNAS

TH6DXX Triband Beam	238.95
TH3MK3 3-Element Beam	179.95
TH3JR 3-Element Triband	138.95
18AVT/WB 10-80 Vertical	82.95
14AVQ/WB 10-40 Vertical	50.77

#### CUSHCRAFT ANTENNAS

A4 New Triband Beam 10-15-20m	206.95
A3 New Triband Beam 10-15-20m	169.95
AV3 New 10-15-20m Vertical	41.50
AV5 New 10-80m Vertical	89.75
ARX 2B New Ringo Ranger 2m	34.00
A32-19 2m "Boomer" DX Beam	75.95
220B 220 MHz "Boomer"	68.95
214B Jr. Boomer 144-146 MHz	62.10
214FB Jr. Boomer 144.5-148 MHz	62.10
A147-11 11-Element 2m	34.50

#### MINIQUAD HQ-1

ALLIANCE HD73 Rotor	129.95
CDE HAM IV ROTOR	94.30

#### CABLE RG8/U Foam 95% Shield

8 wire Rotor 2 #18, 6 #22	169.95
BUTTERNUT HF-5V-III 10-80m Vertical	25c/ft.
KLM ANTENNAS (other antennas in stock)	17c/ft.

#### 160V 160 Meter Vertical

160V 160 Meter Vertical	84.95
KT34A 4-Element Triband Beam	320.75
KT34XA 6-Element Triband Beam	469.50
144-148 13LB 2m 13-Element with balun	77.95
144-148 16C 2m 16-Element for oscar	93.55
420-450 14 420-450 MHz 14-Element Beam	37.54
420-450 18C 420-450 MHz 18-Element oscar	58.70
432 16LB 16 elem. 430-434 MHz beam/balun	60.70
HUSTLER 5BTV 10-80m Vertical	87.50
4BTV 10-40m Vertical	69.50
3TBA New 10-15-20m Beam	161.95

#### HF Mobile Resonators

	Standard	Super
10 and 15 meter	7.30	12.50
20 meters	9.95	14.95
40 meters	11.95	16.50
75 meters	12.95	26.95
Avanti AP 151.3G 2m on glass ant		27.95

— CALL FOR QUOTES —

Send stamp for a flyer. Terms: Prices do not include shipping. VISA and Master Charge accepted. 2% discount for prepaid orders (cashier's check or money order). COD fee \$2.00 per order. Prices subject to change without notice or obligation.



✓453

2410 Drexel Street  
Woodbridge, VA 22192

Information: (703) 643-1063 Orders: 1-800-336-4799

# You Can Scan with the Iscan

## — memory scanning for the TR-9000

Kenwood's TR-9000 is a fine radio—no doubt about that. In fact, it has turned out to be exactly what I wanted in an all-mode 2-meter transceiver... with one small exception. While the 9000 has the built-in capability to perform scanning of the entire band, no provision is made for scanning the five memories.

The TR-9000's memories

are selected by means of a front-panel rotary switch. However, since I like to keep tabs on several repeaters when I'm driving, I discovered that I was forever reaching down to fumble with the switch, much to the detriment of my driving. Sure enough, the minute I selected one frequency, it would go silent, and I'd again be groping for the memory switch. Enter the

Iscan I-90, a memory-scan modification for the TR-9000.

### Installation

Adding the I-90 to the 9000 is a relatively simple procedure. The I-90 package consists of an assembled 2" x 2" PC board containing four ICs, 12 pieces of very small-gauge insulated wire already cut to the proper lengths, and three pages of instructions, one sheet of which holds several helpful illustrations.

Installation of the I-90 involves attaching the 12 wires to various points inside the TR-9000 and to the I-90 PC board. For the most part, the wires are simply tack soldered to convenient pads inside the 9000, although one existing wire must be rerouted. It is a very clean modification and from start to finish, the whole procedure takes less than an hour. The instructions proved to be complete and understandable. A steady hand and a fine-tip soldering pencil are necessary due to the close quarters inside the 9000. The I-90 fits into the bottom of the TR-9000 cabinet, and absolutely no external modifications to the rig are required.

### Operation

Using the I-90 is simple. With the Memory Recall button on the TR-9000 depressed, a touch of the 9000's Scan button sends

the rig scanning through the five memorized frequencies. Scanning stops whenever a busy channel is encountered and resumes again when the carrier drops. A quick depression of the microphone's push-to-talk button forces the scan to continue past a busy channel. To return the radio to normal operation, it is necessary only to touch the transceiver's Hold button.

As you can see from the above description, the I-90 is a very clean mod. It makes use of existing controls and does not impair normal operation in any way. The many other scanning features of the TR-9000 are unaffected.

### Summary

Although it was a minor annoyance in an otherwise fine rig, I did feel the lack of a memory scan in the stock TR-9000. When the I-90 came along, I was a bit hesitant to grab my soldering pencil and attack a nearly new radio. The results, however, have been well worth the small investment of time and money. In fact, the Iscan I-90 is so simple and does its job so well that one wonders why Kenwood did not include a similar circuit as standard equipment on the TR-9000. At \$39.95, it's a bargain. The I-90 is available from *Iscan Engineering, Route 1, Box 90A, Antioch IL 60002*. Reader Service number 478. ■

- Here is no compromise design and construction:
- Unparalleled selectivity achieved with sophisticated limiterless design utilizing ultrasharp active filters and decision level correction circuits
  - The most flexible interface system available to computers and high voltage loops
  - Built in 170 volt loop supply
  - Selectable bandwidths of 55 and 100 Hz. (copies 110 Baud ASCII)
  - Continuously tunable shift coverage
  - Rugged construction - commercial quality throughout
  - Full complement of rear panel connectors for easy interface
  - Keyboard activated switch for break in operation
  - Individual tuning meters and LED's for quick, accurate tuning

This RTTY demodulator is designed for computer interface but is a fine stand alone unit:

- Easy computer interface with RS-232 or 5 volt logic signals
- Three shift coverage without straddle tuning
- Selectable bandwidths give you optimal Baudot or 110 Baud ASCII copy
- Input bandpass preselector using active filters
- High voltage loop keyer output
- Autostart built in
- Three shift AFSK keyer plus narrow shift CW ID
- Fully wired and tested: ready to copy!
- The FSK-500 is the best demodulator available for under \$500.00 (Except for our FSK-1000!)
- Positive tuning with meter and LED's

## RTTY Demodulators



FSK-1000™



FSK-500™

**IRL**

Order direct on Visa or MC  
700 Taylor Road  
Columbus, Ohio 43230  
T.M. Call (614) 868-2464

# MFJ RF NOISE BRIDGE

Lets you adjust your antenna quickly for maximum performance. Measure resonant frequency, radiation resistance and reactance. Exclusive range extender and expanded capacitance range gives you much extended measuring range.



- Exclusive range extender
- Expanded capacitance range
- Series Bridge

## \$59<sup>95</sup>

This MFJ-202 RF Noise Bridge lets you quickly adjust your single or multiband dipole, inverted Vee, beam, vertical, mobile whip or random system for maximum performance.

Tells resonant frequency and whether to shorten or lengthen your antenna for minimum SWR over any portion of a band.

MFJ's exclusive range extender, expanded capacitance range ( $\pm 150$  pf) gives unparalleled impedance measurements, 1 to 100 MHz. Simple to use. Comprehensive computer proven manual.

Works with any receiver or transceiver. SO-239 connectors. 2 x 3 x 4 inches. 9 volt battery.

Other uses: tune transmatch; adjust tuned circuits; measure inductance, RF impedance of amplifiers, baluns, transformers; electrical length, velocity factor, impedance of coax; synthesize RF impedances with transmatch and dummy load.

Order from MFJ and try it — no obligation. If not delighted, return it within 30 days for a refund (less shipping). This bridge is unconditionally guaranteed for one year.

To order, simply call us toll free 800-647-1800 and charge it on your VISA or MasterCard or mail us a check or money order for \$59.95 plus \$4.00 for shipping and handling for MFJ-202.

Put this MFJ Noise Bridge to work improving your antenna. Order from MFJ or see dealer.

**CALL TOLL FREE ... 800-647-1800**

Call 601-323-5869 for technical information, order/repair status. Also call 601-323-5869 outside continental USA and in Mississippi.

**MFJ ENTERPRISES, INCORPORATED**  
Box 494, Mississippi State, MS 39762

## RTTY/CW FOR THE TRS-80\*

### ROM-116

RTTY/CW Operating System



#### FEATURING:

- ASCII-BAUDOT-CW
- SPLIT-SCREEN VIDEO
- REAL TIME CLOCK

#### PLUS:

- Word-wrapping
- Two serial ports  
45.45 to 9600 Baud

**CROWN**  
**MicroProducts**

P O Box 892  
Marysville, Washington 98270  
(206) 659-4279

- Serial ports use USARTS
- Automatic CW/ID
- Program status continuously displayed
- Instantly change:  
program status  
Baud rates  
ASCII/Baudot modes
- Transmitter under program control
- Self tracking CW speed
- LLIST & LPRINT usable on any serial printer
- All software easily transferred to disk
- Requires LEVEL II 16K RAM Model I or Model III, external terminal unit
- Includes pc board, cabinet, software & manual
- Unconditionally guaranteed for 30 days
- Limited parts & labor warranty for 90 days
- ASSEMBLED & TESTED \$325  
Washington residents add 5.3% sales tax



\*A Trademark of the Tandy Corp

# CALL TOLL FREE

For the best deal on

- AEA•Alliance•Ameco•Apple•ASP
- Avanti•Belden•Bencher•Bird•CDE
- CES•Communications Specialists
- Collins•Cushcraft•Daiwa•DenTron
- Drake•Hustler•Hy-Gain•Icom•IRL•KLM
- Kenwood•Larsen•Macrotronics•MFJ
- Midland•Mini-Products•Mirage•Mosley
- NPC•Newtronics•Nye•Panasonic
- Palomar Engineers•Regency•Robot
- Shure•Standard•Swan•Tempo
- Ten-Tec•Transcom•Yaesu

## SEPTEMBER'S SPECIALS!

ICOM IC-720A all-band Xcvr...

Now in stock! \_\_\_\_\_ \$1199

TENTEC ARGOSY all-band HF

Xcvr, only \_\_\_\_\_ \$499.95

YAESU FR-101ZD Xcvr, old

model, special \_\_\_\_\_ \$749.95

ICOM IC-2A Hand-Held...

Limited Special \_\_\_\_\_ \$219.50

MIRAGE B-23 2-meter 2/30 W

FM/SSB linear \_\_\_\_\_ \$79.95

APPLE Disk Based System:

Apple II or II Plus with 48k

RAM installed, Disk II with

controller, DOS 3.3 \_\$1899

APPLE Game Paddles available

Quantities limited... all prices subject to

change without notice

*We always have an excellent*

*assortment of fine used equip-*

*ment in stock... Come in or call*

Erickson is accepting late model

amateur radio equipment for service:

full time technician on duty

**CALL TOLL FREE**

(outside Illinois only)

**(800) 621-5802**

HOURS: 9:30-5:30 Mon., Tues., Wed. & Fri.

9:30-9:00 Thursday

9:00-3:00 Saturday

**ERICKSON**

**COMMUNICATIONS**

**Chicago, IL 60630**

5456 North Milwaukee Ave.

(312) 631-5181 [within Illinois]

# SOCIAL EVENTS

from page 65

cial building at 9:00 am. Activities include forums, amateur and computer product displays, a flea market, ladies' programs, and children's activities. Full camping facilities are available. Talk-in on 146.16/.76. For more information, contact Charles W. Kuhn WD9EGW, 7005 N. Tobi Lane, Peoria IL 61614.

## NEWTOWN CT SEP 20

The Candlewood Amateur Radio Association's flea market and auction will be held on Sunday, September 20, at the Essex House, Rte. 6 in Newtown CT, Exit 8 off I-84, from 10:00 am to 4:00 pm. Admission is \$1.00; tables are \$6.00. Activities include door prizes, a raffle, dealers, and a magic show for the kids. Talk-in on 147.72/.12. For more information, contact George WB2THN at (914)-533-2758 or Ken KA1GDS at (203)-744-6953.

## ROSS OH SEP 20

The Greater Cincinnati Amateur Radio Association, Inc., will hold its annual Cincinnati Hamfest on Sunday, September 20, 1981, at Stricker's Grove on Ohio State Rte. 128, one mile west of Ross (Venice) OH. There will be exhibits, 10 major prizes, food, and refreshments available. Activities include a flea market with radio-related products only, a transmitter hunt, entertainment, and an air show. Admission is \$4.00. For further information, contact Lillian B. Abbott K8CKI, 1424 Main Street, Cincinnati OH 45210.

## MT. CLEMENS MI SEP 20

The L'Anse Creuse Amateur Radio Club will hold its 9th annual Swap and Shop on Sunday, September 20, 1981, from 9:00 am to 3:00 pm at the L'Anse Creuse High School, Mt. Clemens MI. Take I-94 east-bound to the Metropolitan Parkway exit, then the Metropolitan Parkway to Crocker, go left on Crocker to Reimold and then right on

Reimold to the last school, L'Anse Creuse High School. Admission is \$2.00 at the door or \$1.00 in advance. There will be FCC representatives and a test equipment table. There will be plenty of food and parking, plus hourly prize drawings. Prizes include a first prize of \$250, a second prize of \$100, and third prize of \$50. Talk-in on 147.69/.09 and 146.52. For more information, send an SASE to Mike Corcoran N8CEN, 650 Chippewa, Mt. Clemens MI 48043.

## AUGUSTA GA SEP 20

The Augusta Amateur Radio Club will hold its annual hamfest on Sunday, September 20, at the Julian Smith Casino in Augusta GA. Tickets are \$1.00 each; tailgaters, \$3.00. Open at 9:00 am, everything is indoors except the flea market. There will be door prizes, a grand prize drawing at 3:00 pm, bingo, and refreshments. Talk-in on 146.34/.94. For more information, contact Diane Miller WB4YHT at (404)-860-3700.

## FLINT MI SEP 20

The Genesee County Radio Club, along with the Bay Area Amateur Radio Club, the Lapeer County Amateur Radio and Repeater Club, the Saginaw Valley Amateur Radio Association, and the Shiawassee Amateur Radio Association, will hold their fifth annual Five-County Swap-N-Shop on Sunday, September 20, 1981, from 7:30 am to 4:00 pm at the Bentley High School, 1150 Belsay Road (just north of I-69), Flint MI. Tickets are \$2 per person in advance and \$3 at the door. Children under 12 will be admitted free. There will be a food concession, free parking, and prizes (including a main prize of a Bearcat 210XL scanner). Talk-in on 146.52. Rent for an 8-foot table is \$8; for reservations, write Ed King K8OT, 10885 Dehmel, Birch Run MI 48415, or phone (517)-624-9094. For advance tickets, contact Ed King at the above address, or Don Williams KG8X, 5114 Knapp Drive, Flint MI 48506.

## ARGOS IN SEP 20

The Marshall County Amateur Radio Club will hold its 6th annual hamfest and electronics flea market on Sunday, September 20, 1981, at the 4-H Fairgrounds in Argos IN. Activities will include door prizes, refreshments, and a grand prize of \$200. For more information, contact Paul R. DeVos WB9VFJ, 109 Maple Avenue, North Liberty IN 46554; (219)-656-4631.

## ELMIRA NY SEP 26

The Elmira Amateur Radio Association will hold the sixth annual Elmira International Hamfest on Saturday, September 26, 1981, at the Chemung County Fairgrounds. Gates will open at 8:00 am. Tickets are \$2.00 in advance and \$3.00 at the gate. Features will include a free flea market, tech talks, and dealer displays. Food will be available and door prizes will be awarded. The grand prize will be three items: an Icom IC-255A, an Icom IC-2AT, and an Avanti mobile antenna. A shuttle service from the Chemung County Airport will be provided for fly-ins who bring an HT. Talk-in on 147.96/.36, 146.10/.70, and 146.52/.52. For more information and/or tickets, contact John Breese WA2FJM, 340 West Avenue, Horseheads NY 14845.

## LOUISVILLE KY SEP 26-27

The eleventh annual Greater Louisville Hamfest and the 1981 Great Lakes Division Convention will be held on September 26-27, 1981, at the East Hall of the Kentucky Fair and Exposition Center in Louisville KY. There will be a large indoor exhibitors' area and flea market, completely air-conditioned. For more information, write The Greater Louisville Hamfest, PO Box 34444, Louisville KY 40232, or phone (502)-634-0619.

## VIRGINIA BEACH VA SEP 26-27

The 6th annual Tidewater Hamfest-Computer Show and ARRL Roanoke Division Convention will be held in the Virginia Beach Pavilion on September 26-27, 1981. Featured will be ARRL, traffic, and DX forums and XYL free bingo. FCC license exams will be given to those sending a form 610 request in

advance. Free transportation to the oceanfront will be provided for the Neptune Festival. Admission is \$3.50. There will be an advance ticket drawing for a hand-held FM transceiver. Flea market tables are \$5.00 for one day or \$7.00 for both days. For tickets and information, write TRC, PO Box 7101, Portsmouth VA 23707, or phone (804)-587-1695.

## ANNISTON AL SEP 26-27

The Calhoun County Amateur Radio Association will hold its second annual hamfest on September 26-27, 1981, from 9:00 am to 5:00 pm on Saturday and from 9:00 am to 3:00 pm on Sunday, in the Municipal Auditorium, 1128 Gurnee Avenue, Anniston AL. Admission and parking will be free. Donations are \$1.00 for one or \$5.00 for 6. Tables are \$3.00 for one day or \$5.00 for two days. Free overnight parking for self-contained RVs will be available. Features will include a large air-conditioned exhibit area, free bingo on both days, hourly door prizes, MARS and ARRL forums, FCC examinations, and a final drawing on Sunday to award a Ten-Tec Delta Model 580, plus many other prizes. Talk-in on .69/.09; rag chew on .10/.70. Reduced rates will be available at the Anniston Downtowner Motor Inn. There will be a hospitality room at the Downtowner on Saturday evening. Contact Dale Boothe KA4LRL, c/o CCARA, PO Box 1624, Anniston AL 36202 for additional information.

## CEDAR RAPIDS OH SEP 27

The Cedar Valley Amateur Radio Club will hold its 7th annual CVARC Hamfest on Sunday, September 27, 1981, starting at 7:00 am at the Hawkeye Downs exhibition building in Cedar Rapids OH. Included will be an overnight camping area, picnic facilities, food, prizes, ARRL representatives, and movies. Talk-in on 146.16/.76, .52, and 223.34/.94. For advance tickets and reservations, write CVARC Hamfest, PO Box 994, Cedar Rapids IA 52406.

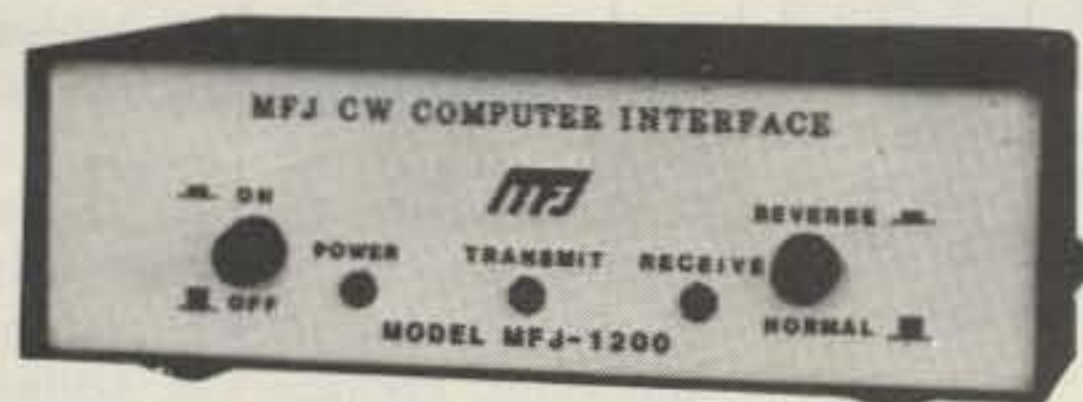
## BEREA OH SEP 27

The Cleveland Hamfest Association will present the 7th annu-

# MFJ-1200 GENERAL PURPOSE CW Computer Interface

Connects computer to transceiver. Converts received audio to TTL/RS-232. Allows computer to key transmitter. For use with your computer and CW Keyboard/Reader program.

Allows your rig to  
"talk CW" to your  
computer and vice versa.



A personal computer with an appropriate program can give you a complete and very versatile CW Keyboard/Reader. But you still need interface electronics to provide compatible signals between your transceiver and computer.

The MFJ-1200 CW Computer Interface processes (noise limits, filters, detects, post filters, shapes, level shifts) the received CW audio from your transceiver to provide a clean computer compatible TTL or RS-232 level.

It also takes the keyboard generated CW (TTL or RS-232 output levels) from your computer and drives high voltage keying circuits to key your tube or solid state transmitter (-300 V, 10 mA max; +300 V, 100 mA max).

Has tuning, transmit, and "ON" LEDs. Reverse-normal switch inverts output level to computer. ON/OFF switch. 6x1 3/4x3 in. Black, eggshell white

aluminum cabinet. Requires 6-9 VAC or 110 VAC with optional AC adapter, MFJ-1309AC, \$9.95.

Order from MFJ and try it — no obligation. If not delighted, return it within 30 days for refund (less shipping). One year unconditional guarantee.

Order today. Call toll free 800-647-1800. Charge VISA, MC or mail check, money order for \$69.95 for MFJ-1200 plus \$4.00 shipping and handling.

Use this MFJ-1200 to enjoy your computer as a CW Keyboard/Reader. Call MFJ or see dealer.

**CALL TOLL FREE ... 800-647-1800**

Call 601-323-5869 for technical information, order/repair status. Also call 601-323-5869 outside continental USA and in Mississippi.

**MFJ ENTERPRISES, INCORPORATED**

Box 494, Mississippi State, MS 39762

# KIRK HIGH STRENGTH FIBERGLASS

AVAILABLE IN A COMPLETE  
RANGE OF KITS

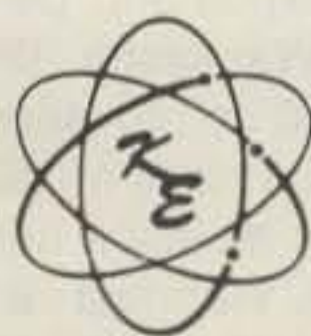
Special Instruction Manual on  
Kirk's "Super Quads" \$2.75

- 2 3 4 ELEMENT TRI BAND  
10 15 20 METER AMATEUR NET FROM \$256.68
- 2 3 4 ELEMENT DUAL BAND  
10 15 OR 10 6 METER AMATEUR NET FROM \$150.42
- 2 ELEMENT 40 METER AMATEUR NET \$523.50
- VHF 4 ELEMENT 2 OR 6 METER  
AMATEUR NET FROM \$96.75

# SUPER-QUAD KITS

2-3-4  
ELEMENTS  
OR MORE

WRITE FOR FULL INFORMATION. PRICES DO NOT INCLUDE POSTAGE.  
PRICES ARE SUBJECT TO CHANGE.



**KIRK ELECTRONICS DIVISION**  
VIKING INSTRUMENTS, INC.

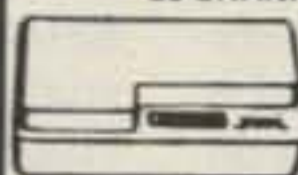
73 Ferry Rd., Chester, CT 06412

● Telephone: (203) 526-5324

# ETCO

## CABLE TV CONVERTERS AND OTHER GOOD STUFF!

SMASHING ALL SALES RECORDS — OUR NEW  
30 CHANNEL CABLE TV CONVERTER!



Converts mid & super  
band cable channels  
for viewing on your  
TV set!  
No. 358AE047

**39<sup>95</sup>**  
\$34.95  
ea./5

HOT NEW IMPORT! REMOTE CONTROL  
30 CHANNEL CABLE TV CONVERTER!



Includes remote TV  
on/off switch and  
fine tuning control!  
No. 358VA275



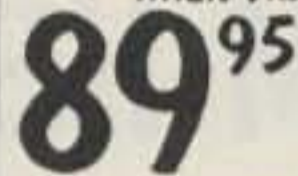
ETCO MKII WIRELESS —  
THE ULTIMATE CABLE TV CONVERTER!



Set TV to channel 3,  
and the hand-held  
remote control does  
it all!  
No. 358ZA008

**189<sup>00</sup>**

VIDCOR 2000 CONVERTER ELIMINATES PROBLEMS  
WHEN VIDEOTAPING FROM CABLE TV



Restores your VCR's  
capability for programming. It  
stores remote channel  
control. Enables videotaping  
of one cable program  
while watching another.  
No. 358VA950



UNUSUAL FACTORY SURPLUS  
MID-BAND — SUPER-BAND CABLE TV TUNER



Converts cable channels to a  
common IF frequency. Experi-  
menters — build cable conver-  
ters, decoders, etc. With  
schematic. No. 358VA342

**19<sup>95</sup>**  
\$17.50  
ea./10

357VA389 - Detailed schematic & spec sheet - \$1.50

FACTORY SURPLUS UHF TUNERS



Brand new production surplus.  
All solid state. Ideal for experi-  
mental work building cable TV  
converters, etc. No. 358SU099



**4<sup>95</sup>**  
\$3.95  
ea./10

MINIATURE FM WIRELESS MICROPHONE



Hides in the palm of your  
hand. Reception on any stan-  
dard FM radio or receiver.  
No. 358VA482

**29<sup>95</sup>**  
\$27.50  
ea./5  
\$24.95  
ea./10

QUARTER-MILE WIRELESS MICROPHONE  
& RECEIVER SYSTEM



FCC approved crystal controlled  
wireless mike & receiver. All  
battery operated. Electrical wide  
range response. VU meter.  
No. 358VA093



**69<sup>95</sup>**  
\$49.95  
ea./5


FACTORY SURPLUS VHF / UHF  
"TWIN" VARACTOR TUNERS!



Admiral No. NC 3143-1.  
BRAND NEW! Ideal for building  
or repairing electronically tuned  
TV "FRONT ENDS". A hard to  
find item at a sensational price!  
No. 358VC308

**39<sup>95</sup>**  
\$34.95  
ea./5

DUMPING! NORELCO ENDLESS LOOP CASSETTES!



Impossible to find at any  
price!  
3 minutes — No. 358VA505  
6 minutes — No. 358VA506



IN STOCK — THE MURA  
CORDLESS TELEPHONE SYSTEM!



Answer & originate  
calls with this wire-  
less push-button  
400 Hz range re-  
chargeable! Last  
number recall! Play-  
ing feature! Use with  
"memory touch system"  
No. 358VA274

**144<sup>88</sup>**  
\$129.95  
ea./5

SALE OF QUARTZ BATTERY-  
OPERATED CLOCK MOVEMENTS!

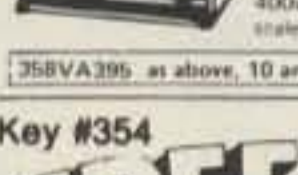


Accuracy of 3 min./year, up  
to 4 years operation on 1 alkali  
line "C" cell. Imported from  
West Germany. No. 358VA561



358VA565 - Matching hands - \$2.49/lot.  
\$1.95/lot/5

20 AMP REGULATED 12VDC POWER SUPPLY!



13.8 wdc no load; 12.5 wdc full  
load. Easily handles ham station,  
marine radio, SSB linear up to  
400w P.E.P. Brand new, factory  
sealed. 110 VAC. No. 358VA394

**69<sup>88</sup>**  
\$59.88  
ea./5

358VA395 - as above, 10 amps - \$54.95, \$49.95 ea./5

Key #354  
**FREE** OUR LATEST 98 PAGE  
FASCINATING CATALOG  
(jam packed with unique items,  
electronic bargains and unusual  
offers. Write or circle the infor-  
mation card number below.)

**ETCO** ETCO ELECTRONICS  
NORTH COUNTRY SHOPPING CENTER  
PLATTSBURGH, N.Y. 12901

Check with order, please. Visa & Mastercard OK. (Sorry, no C.O.D.'s. Add 15%  
for UPS & handling (Excess refunded). N.Y. State residents add 7% sales tax.  
Dealer & Export inquiries invited. Our telephone order desk never closes.  
Call 1-518-561-8700

See List of Advertisers on page 114

al Cleveland Hamfest on Sunday, September 27th, 1981, from 0800 to 1500 hours, at the Cuyahoga County Fairgrounds in Berea OH. Activities will include indoor exhibits, forums, a ladies' program, and an outdoor flea market with separate parking. Food services will include both breakfast and lunch. There will be three main prizes and a mobile check-in prize. Talk-in on 146.52 (W8QV). Advance tickets are \$2.50 prior to August 31; \$3.00 at the door. Contact the Cleveland Hamfest Association, PO Box 27211, Cleveland OH 44127.

**BOULDER CO  
SEP 27**

The Boulder Amateur Radio Club will hold Barcfest/81 on Sunday, September 27, 1981, beginning at 9:00 am at the Boulder National Guard Armory, 4750 North Broadway, Boulder CO. An admission donation of \$2.00 per family includes swap space and door prize drawing. There will also be a snack bar and an auction. Talk-in on 146.10/.70 and 146.52. For further information, contact Mark Call N0MC, 4297 Redwood Court, Boulder CO 80301, or phone (303)-442-2616.

**ISLIP LI NY  
SEP 27**

The Long Island Mobile Amateur Radio Club (LIMARC) will sponsor the ARRL Hamfair '81, part II, on Sunday, September 27, 1981, at Islip Speedway, Islip NY. Food and refreshments are available at concession stands and many awards will be presented all day. General admission is \$2.00; exhibitors' space is \$5.00. Ladies and children will be admitted free. For more info, contact Sid Wolin K2LJH at (516)-379-2861 (nights) or Hank Wener WB2ALW at (516)-484-4322.

ing Club, PO Box 375, Grass Valley CA 95945.

**ADRIAN MI  
SEP 27**

The Adrian Amateur Radio Club will hold its hamfest on September 27, 1981, at the Lenawee County Fairgrounds, Adrian MI, from 8:00 am to 3:00 pm. There will be prizes, games, and programs. Limited tables available and inside space available for your table. Tickets are \$1.50 in advance; \$2.00 at the door. Talk-in on 146.31/.91 and .52. For tickets, tables, and information, contact the Adrian Amateur Radio Club, Inc., PO Box 26, Adrian MI 49221. Tables reserved by check no later than September 20.

**GAINESVILLE GA  
SEP 27**

The 8th annual Lanierland ARC Hamfest will be held on September 27, 1981, beginning at 9:00 am in the Holiday Hall at the Holiday Inn, Gainesville GA. Doors will open at 8:00 am for dealer setups, and free tables and an inside display area will be provided. A large parking lot will be available for the flea market, and all activities and facilities will be free to all. A boat anchor auction and prize drawings will be featured. Prize tickets are \$1.00 each or 6 for \$5.00. Food will be available next door. Talk-in on 146.07/.67. For more information and free dealer space reservations, contact Paul Watkins W4FDK, Rte. 11, Box 536, Gainesville GA 30501, or phone (404)-536-8280.

**NEW LONDON NH  
SEP 27**

The 5th annual Connecticut Valley FM Association hamfest/flea market will be held on Sunday, September 27, 1981, from 9:00 am to 5:00 pm at the King Ridge Ski Area, New London NH. Adult admission will be \$1.00 and flea market setup will be \$5.00. Children under 16 will be admitted free. The food concession will be by King Ridge.

**NEW BERLIN IL  
SEP 29**

The Sangamon Valley Radio Club of Springfield, IL, will hold its sixth annual hamfest on Sunday, September 29, 1981, at the Sangamon County Fairgrounds, New Berlin, IL twelve miles west of Springfield on Rte. 36. There will be an indoor display and a covered pavilion for the flea market. Exhibits, kids' activities, and food will be available, along with overnight camping. First prize is an Icom synthesized HT. Tickets are \$2.00 in advance; \$2.50 at the gate. For more information, contact SVRC, c/o Red Cross Building, 1025 S. Sixth St., Springfield IL 62703.

**WAUKESHA WI  
OCT 11**

The KMRA Hamfest '81 will be held on Sunday, October 11, at the Waukesha Exposition Center, Hwy. FT, Waukesha WI. Tickets are \$2.00 in advance; \$3.00 at the gate. Talk-in on .52. For more info, or advance tickets, write KMRA Hamfest '81, 315 Morey Street, Waukesha WI 53186.

**GRASS VALLEY CA  
SEP 27**

The Golden Empire Flying Club and Radio Systems Technology are pleased to announce the annual fly-in and avionics swap meet to be held at the Nevada County (CA) Airpark on Sunday, September 27, 1981. The pilot of any antique or home-built aircraft will receive a free "miner's lunch" and a beverage of the pilot's choice. Pastries, bratwurst, and hot dogs will be available also. The swap meet will be free. Table space is limited and it is first-come, first-served. This is the only swap meet in the country to feature the trading of used avionics products. Pilots are reminded that Nevada County Airport is considered a mountain strip, and are advised to check density altitude. For more information, contact Golden Empire Fly-

# HAM HELP

I'm looking for a Swan 500 transceiver operation manual and schematic diagram. Thank you very much.

**Manuel Avendano XE1ABR**  
Sur 141 #2316  
Mexico 8, D.F.

I have been doing some serious listening at low frequencies—50 to 500 kHz—where noise is the problem.

I would like to correspond with anyone who has good technical information and/or experience with shielded antennas, loops or otherwise.

**James L. Weiss W9ZMV**  
Box 840  
Hillside IL 60162

I need a schematic for an American Bosch Radio Receiver, model 5A, manufactured by United American Bosch Corporation, Springfield MA. Thanks.

**Jeff DeTray WB8BTH**  
73 Magazine  
Peterborough NH 03458

I need some assistance with a problem I've been having. I have been trying to build a large Tesla coil for a while now. The project has been worked on when I have spare time (which is hard to come by these days, as you well know). My problem is that I can't get the thing to work! I'm sure the problem is resonating the coil. I can't seem to come up with the right value capacitor. I have a few books on Tesla, but

none of them gives details on figuring out circuit values. Could anyone suggest any books or articles where I might find detailed information on building the coil?

**Bob Billson WA2TXY**  
837 Summit Ave.  
Westfield NJ 07090

I need a schematic and/or manual for a Dumont 401B oscilloscope. I will pay for copying or will copy and return, all postage paid.

**Arthur Durea N4CJW**  
102 Indian Lane  
Oak Ridge TN 37830  
(602)-483-0784

Is anyone using the Heath H-89 on CW? Where can I get CW software?

**D. R. Kight WA5RER**  
PO Box 1651  
Abilene TX 79604

I need a manual and/or schematic diagram for a Globe Electronics Globe Scout Deluxe. I will pay for postage and copying costs.

**Brian T. Sullivan**  
4300 Ivanhoe Place  
Alexandria VA 22304

I need a schematic or operating instructions for pre-zip-code Simpson Model 372 ohmmeter. I will reimburse expenses.

**Mickey McDaniel W6FGE**  
940 Temple St.  
San Diego CA 92106



NEW MFJ-312 VHF Converter lets you  
**HEAR POLICE/FIRE CALLS**  
 and Weather Band on 2 meter rigs. Covers nearly all FCC  
 allocated police/fire VHF-hi freq. (154-158 MHz). Direct freq.  
 readout on synthesized, VFO 144-148 MHz FM rigs.

Now with weather band coverage!



Hear exciting police/fire calls, weather band,  
 maritime costal and more on your 2 meter rig!

Scanning rigs become police/fire scanner.

This ingenious MFJ VHF Converter turns your  
 synthesized or VFO 144-148 MHz FM rig into a  
 hot police/fire receiver (154-158 MHz) with direct  
 frequency readout on your rig.

Receive weather plus more on 160-164 MHz.

Feedthru allows simultaneous scanning of both  
 2 meters and police/fire band. No missed calls.

Enjoy all benefits of your rig such as squelch,  
 excellent sensitivity, selectivity, stability, limiting,  
 AM rejection. For handhelds, too.

Two MOSFETS (tuned RF amp, mixer), bipolar  
 crystal oscillator gives excellent performance.

Bypass/off switch allows transmitting. Won't  
 burn out if you transmit (up to 25 watts) with  
 converter on. Low insertion SWR.

Scanning rigs become  
 police/fire scanner.

Direct freq. readout on  
 synthesized and VFO rigs.

**\$59<sup>95</sup>**

"On" LED. 9-18 VDC. SO-239. Mtg bkt. 3x4x1".

MFJ-311, \$49.95. Like MFJ-312 less WX band.

Order from MFJ and try it — no obligation. If  
 not delighted, return it within 30 days for refund  
 (less shipping). One year unconditional guarantee.

Order today. Call toll free 800-647-1800. Charge  
 VISA, MC or mail check, money order for \$59.95  
 for MFJ-312, \$49.95 for MFJ-311 plus \$4.00  
 each shipping/handling.

Enjoy exciting police and fire calls, order now.

**CALL TOLL FREE ... 800-647-1800**

Call 601-323-5869 for technical information, or-  
 der/repair status. Also call 601-323-5869 outside  
 continental USA and in Mississippi. ✓47

**MFJ ENTERPRISES,  
 INCORPORATED**

Box 494, Mississippi State, MS 39762

Copy RTTY, ASCII  
 and Morse  
 from the palm  
 of your hand.



Have you waited to get into  
 code reading until you found  
 out what this latest fad was  
 about? You can stop waiting,  
 because it's no longer a fad.

Amateurs everywhere  
 are tossing the gigantic  
 clanking monsters of yester-  
 year that once performed  
 the job of reading  
 radioteletype. They are trad-  
 ing them in for state-of-the-  
 art code-reading devices  
 that are incredibly small,  
 noiseless if desired and in-  
 finitely more versatile than  
 their antique predecessors.

Kantronics, the leader in  
 code-reading development,  
 has just introduced the latest  
 and most-advanced break-  
 through in the copying of  
 Morse code, radioteletype  
 and ASCII computer langu-  
 age.

The Kantronics Mini-  
 Reader reads all three types  
 of code, displays code speed,  
 keeps a 24-hour clock, acts as  
 a radioteletype demodulator  
 and reads all of its decoded  
 information out on a travel-  
 ing display of 10 easy-to-read  
 characters. It is so compact  
 that it fits in a hand-held,  
 calculator-size enclosure.

At \$314.95, the Mini-Read-  
 er outperforms anything  
 within another \$400 of its  
 price range.

Call or visit your Authoriz-  
 ed Kantronics Dealer now to  
 find out what the latest in  
 technology has done to  
 code-reading.

**Kantronics**

(913) 842-7745

1202 E. 23rd Street

Lawrence, Kansas 66044

**Radio World**

CENTRAL NEW YORK'S MOST COMPLETE HAM DEALER



ROBOT  
800



ICOM  
IC-720



KENWOOD  
TS830S



DRAKE  
TR7-DR7



YAESU

FT707

Featuring Kenwood, Yaesu, Icom, Drake, Ten-Tec, Swan, Dentron, Alpha, Robot,  
 MFJ, Tempo, Astron, KLM, Hy Gain, Mosley, Larsen, Cushcraft, Hustler, Mini  
 Products, Bird, Mirage, Vibroplex, Bencher, Info-Tech, Universal Towers,  
 Callbook, ARRL, Astatic, Shure. We service everything we sell!

Write or call for quote. You Won't Be Disappointed.

We are just a few minutes off the NYS Thruway (I-90) Exit 32

OUT OF STATE  
 CALL TOLL FREE  
**800-448-9338**

ONEIDA COUNTY AIRPORT TERMINAL BUILDING  
 ORISKANY, NEW YORK 13424

N.Y. Res. Call (315) 736-0184

✓397

Warren - K21XN  
 Bob - WA2MSH

**MORSE-A-WORD FROM \$139.95**

Eight character moving display. ✓50  
 Built-in code practice oscillator.  
 Excellent for learning Morse Code.  
 Complete — no CRT or expensive  
 extras needed.

Decodes audio CW signals from your  
 receiver's speaker and displays letters,  
 numbers, punctuation and special Morse  
 characters as the code is received.



MORSE-A-WORD Kit, 4 char. readout ..... MAWK-4 ~~\$149.95~~ \$139.95  
 MORSE-A-WORD Kit, 8 char. readout ..... MAWK-8 ~~\$169.95~~ \$149.95  
 MORSE-A-WORD wired, 8 char. readout ..... MAWF ~~\$249.95~~ \$219.95

Send check or money order. Use your VISA or MasterCard. Add \$5.00 shipping  
 and handling for continental U.S. Wisconsin residents add 4% State Sales Tax.

**Microcraft**

Corporation

Telephone: (414) 241-8144

P. O. Box 513G,

Thiensville, Wisconsin 53092

# 2300 MHz MICROWAVE DOWNCONVERTERS

## DOWNCONVERTER

Kit ..... \$28.50  
 Assembled ..... \$48.50

## 2300 MHz PREAMP

Kit ..... \$25.00

## POWER SUPPLY

Assembled ..... \$35.00


## SATELLITE TV EARTH STATION

- 24 Channel Receiver
- 10' Antenna
- Dexcel 120° LNA

Call for details and price

**Also Available:** Commercial System with Bogner Antenna ..... \$169.00

## 2300 MHz ANTENNA



WITH BOX FOR DOWN-CONVERTER  
**\$27.50**

## PB RADIO SERVICE

1950 E. PARK ROW • ARLINGTON, TX 76010

CALL ORDER DEPT. TOLL FREE  
**(800) 433-5169**



FOR INFORMATION CALL  
**(817) 460-7071**

## BASSETT HELIUM TRAP ANTENNAS



**Commercial, Amateur, and Government Services**

High efficiency multiband broad-side dipoles that use only one coax line. Sealed helium filled traps, ceramic frequency control capacitor, with heavy duty solid copper inductors. Engineered for up to 2KW-PEP-SSB. Over 30 different amateur systems including the new VAC-30/40/75 for "off the shelf" delivery. Commercial systems designed to specifications.

Write or phone for free brochure and price information on all trap systems, mobiles, and accessories.

440 **REX BASSETT ELECTRONICS, INC.**  
 1633 NE 14th Ave., Bldg. 11  
 Ft. Lauderdale, Fla. 33305  
 Tel. 305/561-1400



**MKB-2000**

## MORSE RTTY ASCII



**MVD-1000**

QUALITY AT AN AFFORDABLE PRICE

- Complete set of alphanumeric, punctuation, and special function keys CQ,DE,BK,KN,SK,AR,AS,BT
- 500 character text buffer with BREAK feature
- 10 reprogrammable 40 character message memories
- 1-199 WPM, Weight & Interchar. space, Random Code
- Built-in 110 VAC power supply
- Buffer/Memory fullness indicators
- 1 year warranty on parts and labor
- Attractive anodized brushed aluminum and gray wrinkle finish case, only 13.3 x 9.4 x 3.5 in.
- RTTY/ASCII option includes—"Brag Tape" interface, CW ID, QBF and RY test messages, auto CR/LF and LTR/FIG shift 60,66,75,100,132 WPM Baudot 110,300 baud ASCII
- Other options—Memory expansion, AFSK modulator

MKB-2000 (Morse Only) ..... \$319.00  
 RTTY/ASCII Option ..... 50.00


- Copies Morse Code directly from your receiver
- Automatic speed tracking with self calibration
- 6-60 WPM speed range
- Manual speed tracking to give operator more control
- Active filters and digital sampling for increased noise rejection
- Operates with any TV set, no expensive monitor needed
- Two page display with 16 lines of 32 characters per page
- Attractive anodized brushed aluminum and gray wrinkle finish case, only 3 x 10 x 10 in.
- RTTY/ASCII option includes demodulator

MVD-1000 (Morse Only) ..... \$369.00  
 RTTY/ASCII Option ..... 89.00

Send For

Free Information

Add \$5.00 per unit for shipping U.S.A.



787 BRIAR LANE, BELOIT, WISCONSIN 53511 (608) 362-0410



**YAESU FT-207R** (left) 2m FM Hand-held Transceiver. Microprocessor controlled, 800 channels - keyboard entry 144 to 148 MHz. LED display, up/down manual or autoscans for busy/clear channel, priority channel with search back, keyboard lock, memory back-up & display on/off switch,  $\pm 600$  kHz offsets or any odd splits. 2 1/2w (hi), 200 mw (lo) output. With Nicad pack, wall charger, flex ant., earphone & strap. 7 1/4" h x 2 3/4" w x 2 1/4" d, 1 1/4 lbs.

**Regular Price \$339 - Sale \$269<sup>95</sup>**

**YAESU FT-404R** (right) 450 MHz Hand-held FM Transceiver. Six crystal controlled channels within a 3 MHz (tx) or 5 MHz (rx) spread, 430 to 450 MHz. Output: 2 1/2w (hi), 200 mw (lo). With NiCad battery pack, wall charger, flexible antenna, case, strap, earphone & crystals for one channel, 446.0 mHz simplex. 7 1/4" h x 2 3/4" w x 2 1/4" d, 1 lb.

**Regular \$299 - Closeout \$239<sup>95</sup>**

**FT-404R/TTP** same features as FT-404R above, plus a factory installed 16-button Touchtone pad.

**Regular \$325 - Closeout \$269<sup>95</sup>**

Accessories for FT-207R & FT-404R:

- NC-1A 15-hr drop-in charger ..... Sale \$44.95
- NC-3A 15/4 hr drop-in chgr/AC adaptor... Sale 79.95
- FBA-1 Battery sleeve for NC-1A/3A ..... 8.00
- FNB-1 Extra NiCad battery pack ..... 23.00
- NC-9B Extra 15-hr wall charger ..... 10.00
- PA-2 Mobile DC-DC adaptor & charger ..... 39.00
- YM-24A Speaker/microphone ..... 32.00
- FTS-32E 32 tone CTCSS encoder ..... 40.00
- FTS-32ED 32 tone CTCSS enc/dec ..... 75.00
- Leather carrying case ..... 35.00
- TA-2 19" telescoping whip antenna for 207R..... 9.40
- MMB-10 Mobile bracket ..... 15.00
- Crystal Certificates for 404R (2/ch. req.) ..... ea. 10.00



Hurry and order now! Send Check or Money Order. To expedite prompt shipment Call TOLL FREE and use MASTERCARD or VISA; phone COD orders accepted. Prices shown DO NOT include shipping charges.



**Older YAESU FT-101ZD** (Mk II) 9-band, 180w, HF Transceiver with AM. A mid-priced unit loaded with features. Both digital and analog readout, variable IF bandwidth, noise blanker, RF speech processor, built-in 117 VAC & 13.5 VDC (with optional DC-DC converter). Uses FT-902DM accessories. 13 1/2" w x 7" h x 13" d, 33 lbs.

**Regular \$889 - Closeout \$749<sup>95</sup>**



**YAESU FV-101Z** External VFO for the FT-101Z/ZD, FT-901/902 - series transceivers. Enjoy the convenience and versatility of operating "separates".

Precision tuning mechanism with analog dials that read to 1 kHz. Clarifiers with  $\pm 2.5$  kHz offset for TX, RX, or Transceive frequencies, VFO Shift feature allows  $\pm 8$  kHz shift from main dial frequency to check for activity. Six fixed frequency positions - crystals (optional) can be varied with  $\pm 200$  Hz fine tuning control. VFO status is continually shown by LED indicators. Supplied with interconnecting cable. 6" h x 8 1/2" w x 13" d, 10 lbs.

**Regular \$175 - Closeout \$129<sup>95</sup>**



**YAESU FT-707** 8-band HF Transceiver for 80 to 10m, including WARC bands. Rated 240w DC SSB/CW, 80w AM. LED digital or analog readout & Led level meter. Scan mic., VOX, semi-break-in, calibrator, sel. AGC, noise blanker, clarifier, variable I.F. bandwidth, crystal control provision. 13.5 VDC/15A. 3 3/4" h x 9 1/2" w x 9 3/4" d, 15 lbs.

**Regular Price \$810 - Sale \$699<sup>95</sup>**

Accessories for FT-707

- FP-707 Power Supply ..... Sale \$145.95
- FV-707M Digital VFO w/ 12 memories..... Sale 249.95
- FC-707 8-band antenna tuner ..... Sale 119.95
- FRB-707 Relay box ..... 39.00
- MMB-2 Mobile mounting bracket ..... 20.00
- MR-7 Mounting rack ..... 20.00
- XF8.9HC 600 Hz Cw filter ..... 45.00
- XF8.9HCN 350 Hz CW filter ..... 50.00



**YAESU FT-720RVH** 25 watt 2m FM Transceiver. Microprocessor controlled, 144 to 147.99 MHz. Priority channel,  $\pm 600$  kHz offsets, four memory channels plus a "receive memory" for odd splits. Up/down scanning of dial & memory channels controlled from microphone. 1750/1800 Hz tones, LED display and indicators. Combination control head and 144 MHz/25w RF deck which detaches for remoting or to use optional 720RU 440 MHz/10w RF deck. Optional switching box (S-72) for using both decks for two band operation. With microphone, wire stand, mobile mount, DC cord w/cig plug, 13.8 VDC/6 1/2 A. 6" w x 2" h x 10" d, 5 1/2 lbs.

**Regular \$429 - Closeout \$349<sup>95</sup>**

**FT-720RU** 10 watt 440 MHz FM Transceiver. As 720RVH above, but for 440 to 449.975 Mhz. Combination control head with 720RU RF deck. Optional 720 RVH deck for 144 MHz/25w and optional S-72 for two bands. 13.5 VDC/4A.

**Regular \$449 - Closeout \$359<sup>95</sup>**

Accessories for FT-720R:

- 720RVH 144 MHz/25 watt RF deck ..... Sale \$205.95
- 720RU 440 MHz/10 watt RF deck ..... Sale 225.95
- S-72 RVH/RU switching box..... Sale 79.95
- E-72S 6 1/2' cable for remoting RF deck ..... 35.00
- E-72L 13' cable for remoting RF deck ..... 40.00



**FT-902DM** 9-band digital Transceiver

**Regular Price \$1535 - Sale \$1299**

Accessories for FT-902DM

- SP-901 Speaker ..... \$35.00
- SP-901P Speaker/patch ..... Sale 69.95
- YO-901P Monitor scope w/bandscope .... Sale 462.95
- FV-901DM Remote VFO w/memory ..... Sale 372.95
- FC-902 9-band ant. tuner, 500w PEP ..... Sale 179.95
- FTV-901R Transverter w/2m ..... Sale 349.95
- 6 meter adaptor..... Sale 99.95
- 440 MHz adaptor ..... Sale 229.95
- YR-901 CW/RTTY decoder..... Sale 649.95
- YK-901 ASCII Keyboard ..... Sale 157.95
- XF8.9HC 600 Hz CW filter ..... 45.00
- XF8.9HCN 350 Hz CW filter ..... 50.00

**New AES Branch Store!**

**1898 Drew Street  
Clearwater, Fla.  
Phone: (813) 461-4267**

STORE HOURS: Mon, Tue Wed & Fri 9-5:30; Thurs 9-8 (Vegas 9-6); Sat 9-3 • Milw WATS line open for orders until 8 pm CDST, Mon thru Thurs.

**Call Toll Free: 1-800-558-0411**

In Wisconsin (outside Milwaukee Metro Area)  
✓ 467 1-800-242-5195

**AMATEUR ELECTRONIC SUPPLY<sup>®</sup> Inc.**

4828 W. Fond du Lac Avenue; Milwaukee, WI 53216 - Phone (414) 442-4200

**AES BRANCH STORES**

**ASSOCIATE STORE**

WICKLIFFE, Ohio 44092  
28940 Euclid Avenue  
Phone (216) 585-7388  
Ohio Wats 1-800-362-0290  
Outside Ohio 1-800-321-3594

ORLANDO Florida 32803  
621 Commonwealth Ave.  
Phone (305) 894-3238  
Fla. Wats 1-800-432-9424  
Outside Fla. 1-800-327-1917


LAS VEGAS, Nevada 89106  
1072 N. Rancho Drive  
Phone (702) 647-3114  
Pete, WA8PZA & Squeak, AD7K  
Outside Nev. 1-800-634-6227

ERICKSON COMMUNICATIONS  
CHICAGO, Illinois 60630  
5456 N. Milwaukee Avenue  
Phone (312) 631-5181  
Outside ILL. 1-800-621-5802

CALL  
TOLL  
FREE

# 800-545-7814

CALL  
NOW



Contest Keyer



## ICOM

IN STOCK - CALL FOR YOUR PRICE  
TOLL FREE!!!

We have the lowest prices, fast delivery,  
free shipping most items, & TOLL FREE  
Orderline.

### AEA Brings you the Breakthrough!

All AEA in stock for quick delivery  
Call for quote on Morsematic, Contest  
Keyer, Keyers & Trainers. Special Pack-  
age Deals available with Bencher Paddles  
CALL NOW!!! TOLL FREE!!!

Also Stocking: AZDEN-ICOM-BENCHER-HYGAIN-KANTRONICS-LARSEN-MIRAGE-AVANTI  
KENWOOD-SANTEC-MFJ-CUSHCRAFT-TENTEC-ASTRON

## Pecos Valley Amateur Radio Supply

OPEN 10-5 M-F &  
10-4 Sat  
MC & VISA Welcome

112 W. First St., Roswell, NM 88201 • (505) 623-7388 in New Mexico, Evenings, & Sundays

## close encounter




To demonstrate the selectivity of our Mark 3CR repeater we keyed a transmitter 15 KHz off frequency and set it directly against the receiver input. Our Mark 3CR didn't even notice the close encounter.

Sure the Mark 3CR can withstand severe interference... it uses both crystal filtering and double conversion. And that's just the beginning. Its performance continues with a transmitter that meets commercial specs plus a microprocessor controller that gives you 39 functions and 13 Morse messages. For peak performance have your own close encounter with a Mark 3CR / Repeater or Mark 3C Controller.



call or write for specifications ✓49  
**MICRO CONTROL SPECIALTIES**  
23 Elm Park, Groveland, Ma. 01834  
(617) 372-3442

# ELECTRIFYING LOW PRICES! BUY DIRECT AND FIGHT HIGH PRICES!



**AUTOMATIC SWR & PEAK READING POWER METERS FOR HF/VHF. HF BAND MODEL APM-1H** ..... \$85.


Professional peak reading wattmeter with fully automatic VSWR measurement function.

**Specifications:**  
Frequency Coverage ..... 50-150MHz  
Power Measuring Mode ..... AVE & PEP 2 modes  
RF Power Range ..... 0-200, 1,000, 2,000W, 3 ranges  $\pm$  10%  
Power Source ..... AC 117V, 60 Hz  
Dimensions ..... 8" [W] x 4" [H] x 5 1/2" [D]  
Net Weight ..... 3.3 lbs. [1.5 kgs]

**VHF BAND APM-1V** ..... \$85.

Professional peak reading wattmeter with fully automatic VSWR measurement function.

**Specifications:**  
Frequency Coverage ..... 50-150MHz  
Power Measuring Mode ..... AVG & PEP 2 modes  
RF Power Range ..... 0-200W, 2 ranges with  $\pm$  10%



**FLAT RESPONSE SWR & POWER METERS FOR HF/VHF. HF BAND MODEL PM-2H** ..... \$50.

Excellent precision through-line SWR/Watt meter specially designed to have flat frequency response.

**Specifications:**  
Frequency Coverage ..... 1.8-60MHz  
RF Power Range ..... 0-200, 1,000, 2,000W, 3 ranges  $\pm$  10%  
Dimensions ..... 8" [W] x 4" [H] x 5 1/2" [D]  
Net Weight ..... 2.2 lbs. [1 kg]

**VHF BAND PM-2V** ..... \$50.

Excellent precision through-line SWR/Watt meter specially designed to have flat frequency response.

**Specifications:**  
Frequency Coverage ..... 50-150MHz  
RF Power Range ..... 0-200W, 2 ranges  $\pm$  10% accuracy  
Dimensions ..... 8" [W] x 4" [H] x 5 1/2" [D]  
Net Weight ..... 2.2 lbs. [1 kg]



**SWR & POWER METERS FOR HF/VHF. HF BAND MODEL PM-5H** ..... \$35.

The PM-5H is especially designed for mobile installation of which directional coupler unit and meter unit are separated.

**Specifications:**  
Frequency Coverage ..... 1.8-30MHz  
RF Power Range ..... 0-20, 200W  $\pm$  10% accuracy  
Power Requirements ..... 12V DC (for meter illumination)  
Accessory Included ..... 6ft. long connector cable and velcro for mobile mounting.

Dimensions: ..... 5 1/4" [W] x 2 3/4" [H] x 1 1/2" [D]: Meter  
3 1/2" [W] x 2 1/2" [H] x 1 3/4" [D]: Coupler  
Net Weight ..... 0.45 lbs. [200 grams]: Meter  
0.67 lbs. [300 grams]: Coupler

**VHF MODEL PM-5V** ..... \$35.

Designed to cover VHF band. Illuminated meter is convenient to the use in mobile operation. A complete set to be in display carton.

**Specifications:**  
Frequency Coverage ..... 50-150MHz  
RF Power Range ..... 0-20, 200W  $\pm$  10% accuracy  
Power Requirements ..... 12V DC (for meter illumination)  
Accessory Included ..... 6ft. long connector cable and velcro for mobile mounting

Dimensions ..... 5 1/4" [W] x 2 3/4" [H] x 1 1/2" [D]: Meter  
3 1/2" [W] x 2 1/2" [H] x 1 3/4" [D]: Coupler  
Net Weight ..... 0.45 lbs. [200 grams]: Meter  
0.67 lbs. [300 grams]: Coupler

Mfg. by AKIGAWA ELECTRONICS CORP. • Exclusive Distributors: MACAW ELECTRONICS, INC. • P.O. Box 66; Carlsbad, CA 92008; Phone: (714) 434-1078; TELEX: 181743 MACAW CSBD

56

Prices do not include shipping and handling and are subject to change without notice.

## GOTHAM ANTENNAS (813) 584-8489



### SMALL LOT TRAP DIPOLES

MODEL	BANDS	LGTH	PRICE
TSL 8040	80,40	78'	\$49.95
TSL 4020	40,20,15	40'	\$47.95

### SMALL LOT SHORTENED DIPOLES

SL-8010	80,40,20,15,10	75'	\$59.95
SL-160	160	130'	\$36.95
SL-80	80	63'	\$35.95
SL-40	40,15	33'	\$34.95

### FULL SIZE PARALLEL DIPOLES

FPD-8010	80,40,20,15,10	130'	\$49.95
FPD-4010	40,20,15,10	63'	\$44.95

### NEW! PORTABLE VERTICAL! IDEAL FOR APARTMENTS, CAMPING, TRAILERS!

Folds to 5' Package. No Radials. Required. Fully Assembled. Full Legal Limit. 1:1 VSWR

MODEL	BANDS	HGHT	PRICE
PV-8010	80-10	13'	\$59.95

### PROVEN DESIGN - GOTHAM ALL BAND VERTICALS

V-160	160,80,40,20,15,10,6	23'	\$39.95
V-80	80,40,20,15,10,6	23'	\$37.95
V-40	40,20,15,10,6	23'	\$35.95

### FAMOUS GOTHAM QUADS

2 Elements — 3 Bands Complete \$119.95

### CHAMPIONSHIP GOTHAM BEAMS

Full Size Complete from \$79.95

CALL OR SEND LARGE SASE FOR CATALOG. Shipping: Dipoles & Verticals \$2.50 USA; \$7.00 Canada; \$5.00 FPO. APO Beams & Quads Shipped UPS or Freight Collect. Fla. add 4% Sales Tax

P.O. Box 776 • Largo, FL 33540



## Check your signal.

### BLACKCAT Monitor Scope \$209.95 ppd.

**Blackcat JB-4001S**—for continuous monitoring of your transmitting quality at low cost.

**The dedicated monitor.** Leave it in the line and you'll always know what's happening with your rig. Operates from 160-10 meters.

**Versatile.** With familiarity you'll be able to interpret the scope patterns to determine power output, distortion, audio noise, ALC action, carrier suppression, SWR effects, linearity, spurious signals, flat topping, plus AM modulation characteristics. Provides

both sine and trapezoid patterns. Built-in audio generator for modulation and transmitter testing purposes.

**3" green phosphor scope tube** with printed reference graticule (useful for calculating percentages). Black vinyl-clad steel case with black anodized aluminum panel with white nomenclature. Size: 10 1/2"W x 6 1/4"H x 11 1/2"D.

### 2 KW Coax Antenna Switch

4-positions (three for ants. & dummy load, fourth for receive only). Coax connectors, black case with white nomenclature measures 3-7/16"H x 4-3/32"W x 4"D. Model JB-1007SW, only \$24.95 ppd.



**WAWASEE ELECTRONICS**  
Dept. 791 Box 36, Syracuse, IN 46567  
Phone: 219/457-3191  
Enclosed is \$\_\_\_\_\_ (UPS shipping prepaid)  
(No CODs. Indiana res. add 4% sales tax.)  
Please send Model(s) \_\_\_\_\_  
Charge It:  Visa  Mastercard  
Exp. Date: \_\_\_\_\_ Card No. \_\_\_\_\_  
Name \_\_\_\_\_ (please print)  
Address \_\_\_\_\_  
City \_\_\_\_\_  
State \_\_\_\_\_ Zip \_\_\_\_\_

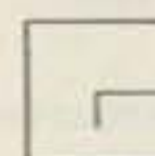


# Are You a Big Gun Contester?

The small number of elite operators at the top of the list when the results are published know what it takes to win a major contest...do you? These winners reveal their secrets in THE CONTEST COOKBOOK by N6OP. You will find 170 pages of suggestions for the first-time contester as well as tips that will increase the score of a seasoned operator. Domestic, DX, and specialty contests are all discussed...complete with photographs and diagrams that show the equipment used by the top scorers. Winning a contest means more than having a kilowatt and a beam—it takes a good operator with lots of determination. Don't settle for being a Little Gun...order THE CONTEST COOKBOOK today by using the order card in this magazine. Send a check for \$5.95 plus \$1.50 for shipping and handling or include detailed credit card information. Sorry, no C.O.D. orders accepted.

**GET READY NOW FOR THE CONTEST SEASON!**

**CALL TODAY 1-800-258-5473**



A WAYNE GREEN PUBLICATION

## MOVING?

Let us know 8 weeks in advance so that you won't miss a single issue of 73 Magazine. Attach old label where indicated and print new address in space provided. Also include your mailing label whenever you write concerning your subscription. It helps us serve you promptly. Write to:

**73 magazine**

Subscription Department  
P.O. Box 931  
Farmingdale NY 11737

- |   |  |
|---|--|
| <input type="checkbox"/> Address change only    | <input type="checkbox"/> Payment enclosed    |
| <input type="checkbox"/> Extend subscription    |  |
| <input type="checkbox"/> Enter new subscription | <input type="checkbox"/> Bill me later 319B6 |
| <input type="checkbox"/> 1 year \$25.00         |  |

*If you have no label handy, print OLD address here.*

AFFIX LABEL

Name \_\_\_\_\_ Call \_\_\_\_\_

Address \_\_\_\_\_

City \_\_\_\_\_ State \_\_\_\_\_ Zip \_\_\_\_\_

*print NEW address here:*

Name \_\_\_\_\_ Call \_\_\_\_\_

Address \_\_\_\_\_

City \_\_\_\_\_ State \_\_\_\_\_ Zip \_\_\_\_\_

**NEW** — From **73** — **MAGAZINE** —

**THE MOST UP-TO-DATE REPEATER ATLAS AVAILABLE!**

**WORLD Repeater ATLAS Repeater Repeater Repeater**

**INCLUDES:**

- LISTINGS BY STATE AND COUNTRY
- LISTINGS BY FREQUENCY
- MAPS FOR EACH STATE
- 28 MHZ THROUGH 1296 MHZ
- PERFECT FOR MOBILING

● **WORLD REPEATER ATLAS—BK7315**—Completely updated, over 230 pages of repeater listings are indexed by location and frequency. More than 50 maps pinpoint 2000 repeater locations throughout the USA. Foreign listings include Europe, the Middle East, South America and Africa. \$4.95.

**IN STOCK AND READY TO SHIP**

\*Use the order card in the back of this magazine or itemize your order on a separate piece of paper and mail to: 73 Radio Bookshop • Peterborough NH 03458. Be sure to include check or detailed credit card information. No C.O.D. orders accepted. Add \$1.00 handling charge. Questions regarding your order? Please write to Customer Service at the above address. Please allow 4-6 weeks for delivery.


**FOR TOLL FREE ORDERING CALL 1-800-258-5473**

# RADIO BOOKSHOP

## FOR THE NOVICE

**73 CODE TAPES**  
**ANY FOUR TAPES**  
**FOR \$15.95!**  
**\$ 4.95 EACH**

NEW, UPDATED  
 EDITIONS OF OUR  
**FAMOUS NOVICE LICENSE  
 STUDY GUIDE AND  
 NOVICE STUDY TAPES**



● **NOVICE STUDY GUIDE**—SG7357—by Timothy M. Daniel N8RK. Here is the most up to date novice guide available. It is complete with information about learning Morse Code, has the latest FCC amateur regulations and the current FCC application forms. This guide is not a question/answer memorization course but rather it emphasizes the practical side of getting a ham license and putting a station on the air. It reflects what the FCC expects a Novice to know without page after page of dull theory. The most current information still available at last year's price. \$4.95

● **NOVICE STUDY TAPES**—CT7300—If you are just getting started in ham radio, you'll find these tapes indispensable! This up-to-the-minute revision of the 73 Study Course is the perfect way to learn everything you need to breeze through the Novice written exam. Theory, FCC regulations, and operating skills are all covered, and you'll be amazed at how fast you learn using these tapes!

Once the test is behind you, these tapes will go right on being useful, because they are packed with the latest information on setting up your own ham station, and getting on the air.

Thousands of people have discovered how easy learning from cassette can be—order now and enter the fascinating world of ham radio!—Set of 3—\$15.95.\*

Scientists have proven that you learn faster by listening than by reading because you can play a cassette tape over and over in your spare time—even while you're driving! You get more and more info each time you hear it. You can't progress without solid fundamentals. These three hour-long tapes give you all the basics you'll need to pass the Novice exam easily. You'll have an understanding of the basics which will be invaluable to you for the rest of your life! Can you afford to take your Novice exam without first listening to these tapes?

**SPECIAL OFFER! Both Novice License Study Guide and Novice Study Tapes \$19.95. Order NP7300.**

## OTHER STUDY GUIDES

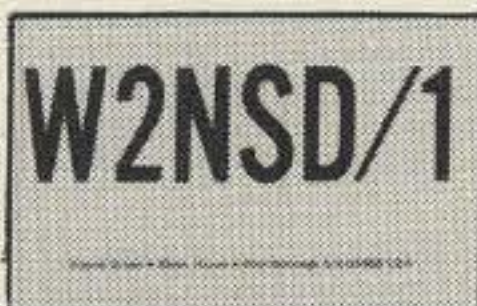
● **EXTRA CLASS LICENSE STUDY GUIDE**—SG1080—Before going for your 1 x 2 call, it pays to be a master of the Extra class electronics theory. This study guide is the logical extension of the 73 theory course. All the theory necessary to pass the exam is presented. Antennas, transmission lines, swr are discussed, as well as noise, propagation, and specialized communication techniques. This book is not a classroom lecture or memorization guide, but rather a logical presentation of the material that must be understood before attempting the Extra exam. Save yourself a return trip to the FCC and try the 73 method first! \$5.95.\*

● **ADVANCED CLASS LICENSE STUDY GUIDE**—SG1081—Ready to upgrade your license? To prevent retaking the FCC theory exam, you need the 73 Advanced theory guide. SSB, antenna theory, transmitters, and electronics measuring techniques are covered in detail in this easy-to-follow study guide. Special modes and techniques, such as RTTY, are also treated. An engineering degree is not necessary to master the Advanced theory—try this book before visiting the examiner's office! \$6.95.\* (Published by TAB Books previous to recent changes in FCC exam material.)

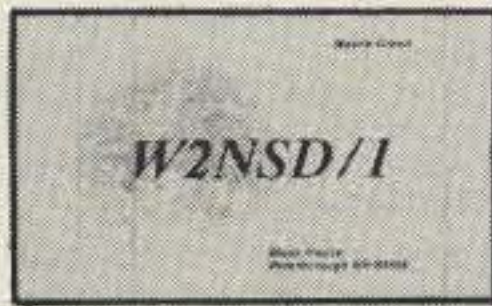
## FOR YOUR HAMSHACK

● **QSL CARDS**—73 turns out a fantastic series of QSL cards at about half the cost of having them done elsewhere because they are run as a fill-in between printing books and other items in the 73 Print Shop. 250 Style W—QW0250—for \$8.95\*; 500 Style W—QW0500—for \$13.95\*; 250 Style X—QX0250—for \$8.95\*; 500 Style X—QX0500; 250 Style Y—QY0250—for \$8.95\*; 500 Style Y—QY0500—for \$13.95.\* Allow 6-12 wks. for delivery.

● **LIBRARY SHELF BOXES**—These sturdy white, corrugated, dirt-resistant boxes each hold a full year of 73, *Kilobaud Microcomputing* or *80 Microcomputing*. With your order, request self-sticking labels for any of the following: 73, *Kilobaud Microcomputing*, *80 Microcomputing*, *CQ*, *QST*, *Ham Radio*, *Personal Computing*, *Radio Electronics*, *Interface Age*, and *Byte*. Order 1—BX1000—for \$2.00\*; order 2-7—BX2002—for \$1.50 each\*; order 8 or more—BX1002—for \$1.25 each\*.



Style Y



Style W



Style X

● Preserve and protect your collection for a lifetime! Order these handsome red binders with gold lettering. \$7.50 for 1, 3 for \$21.75, 6 for \$42.00. (Postpaid within USA, please add \$2.50 per order outside USA.) Check or money orders only, no phone or C.O.D. orders. 73 Binders, P.O. Box 5120, Philadelphia, PA 19141.

\*NOTE—Above address for Binders only.

### "GENESIS"

5 WPM—CT7305—This is the beginning tape for people who do not know the code at all. It takes them through the 26 letters, 10 numbers and necessary punctuation, complete with practice every step of the way using the newest blitz teaching techniques. It is almost miraculous! In one hour many people—including kids of ten—are able to master the code. The ease of learning gives confidence to beginners who might otherwise drop out.

### "THE STICKLER"

6+ WPM—CT7306—This is the practice tape for the Novice and Technician licenses. It is made up of one solid hour of code, sent at the official FCC standard (no other tape we've heard uses these standards, so many people flunk the code when they are suddenly—under pressure—faced with characters sent at 13 wpm and spaced for 5 wpm). This tape is not memorizable, unlike the zany 5 wpm tape, since the code groups are entirely random characters sent in groups of five.

### "BACK BREAKER"

13+ WPM—CT7313—Code groups again, at a brisk 14 per so you will be at ease when you sit down in front of the steely-eyed government inspector and he starts sending you plain language at only 13 per. You need this extra margin to overcome the panic which is universal in the test situations. When you've spent your money and time to take the test, you'll thank heaven you had this back-breaking tape.

### "COURAGEOUS"

20+ WPM—CT7320—Code is what gets you when you go for the Extra class license. It is so embarrassing to panic out just because you didn't prepare yourself with this tape. Though this is only one word faster, the code groups are so difficult that you'll almost fall asleep copying the FCC stuff by comparison. Users report that they can't believe how easy 20 per really is with this fantastic one hour tape.

### "OUTRAGEOUS"

25+ WPM—CT7325—This is the tape for that small group of overachieving hams who wouldn't be content to simply satisfy the code requirements of the Extra Class license. It's the toughest tape we've got and we keep a permanent file of hams who have mastered it. Let us know when you're up to speed and we'll inscribe your name in 73's CW "Hall of Fame."

## SSTV TAPE

● **SLOW SCAN TELEVISION TAPE**—CT7350—Prize-winning programs from the 73 SSTV contest. Excellent for Demo! \$5.95.\*

## BACK ISSUES

● **BACK ISSUES**—Complete your collection; many are prime collectables now, classics in the field! A full collection is an invaluable compendium of radio and electronics knowledge!

ST0000—Single back issue before July 1980.....\$3.00  
 ST0250—Single back issue after July 1980.....\$3.50  
 ST0500—5 your choice.....\$8.75  
 ST1000—10 your choice.....\$14.00  
 ST2500—25 our choice.....\$12.00  
 ST2501—25 your choice.....\$25.00

● **FREE BACK ISSUE CATALOGS** are yours for the asking... specify 73 Magazine, *Kilobaud Microcomputing*, and/or *80 Microcomputing* back issue catalog when you send your name and address to us on a postcard.

**73 MAGAZINE  
 BINDERS**

\*Use the order card in this magazine or itemize your order on a separate piece of paper and mail to: 73 Radio Bookshop • Peterborough NH 03458. Be sure to include check or detailed credit card information. No C.O.D. orders accepted. All orders add \$1.50 handling. Please allow 4-6 weeks for delivery. Questions regarding your order? Please write to Customer Service at the above address. (Prices subject to change on books not published by 73 Magazine.)

**FOR TOLL FREE ORDERING CALL 1-800-258-5473**

# RADIO BOOKSHOP

## THE 73 TECHNICAL LIBRARY



● **BEHIND THE DIAL**—BK7307—By Bob Grove. Get more fun out of shortwave listening with this interesting guide to receivers, antennas, frequencies and interference. \$4.95.\*

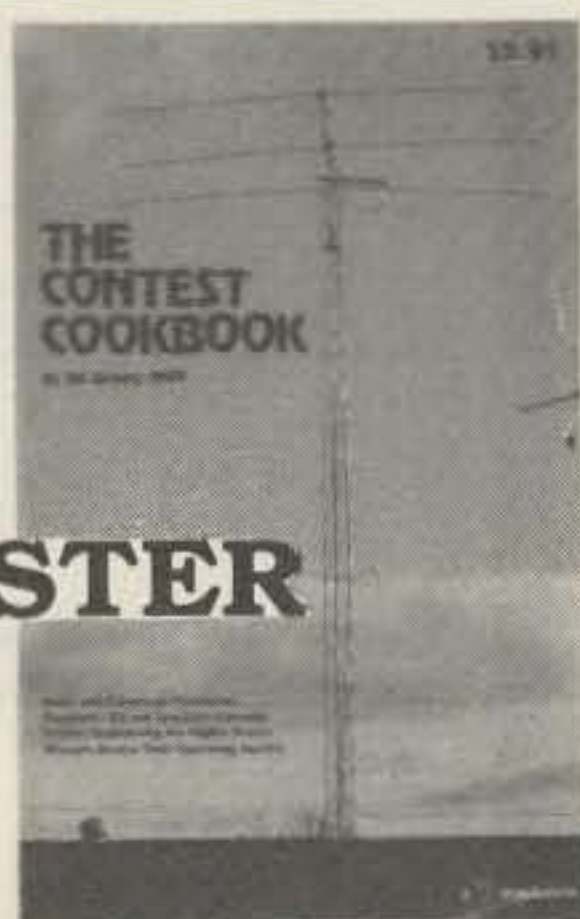
● **THE CHALLENGE OF 160**—BK7309—is the newest book in the 73 technical library, dedicated to 160 meter operating. Si Dunn provides all necessary information to get started on this unique band. The all-important antenna and ground systems are described in detail. The introduction contains interesting photos of Stew Perry's (the King of 160) shack. This reference is a must for new and experienced "Top Band" operators. Price: \$4.95.\*

● **SSB... THE MISUNDERSTOOD MODE**—BK7351—by James B. Wilson. Single Sideband Transmission... thousands of us use it every day, yet it remains one of the least understood facets of amateur radio. J. B. Wilson presents several methods of sideband generation, amply illustrated with charts and schematics, which will enable the ambitious reader to construct his own sideband generator. A must for the technically-serious hams. \$5.50.\*

● **PROPAGATION WIZARD'S HANDBOOK**—BK7302—by J. H. Nelson. When sunspots riddled the worldwide communications networks of the 1940's, John Henry Nelson looked to the planets for an answer. The result was a theory of propagation forecasting based upon interplanetary alignment that made the author the most reliable forecaster in America today. The book provides an enlightened look at communications past, present, and future, as well as teaching the art of propagation forecasting. \$6.95.\*

● **TOOLS & TECHNIQUES FOR ELECTRONICS**—BK7348—by A. A. Wicks is an easy-to-understand book written for the beginning kit builder as well as the experienced hobbyist. It has numerous pictures and descriptions of the safe and correct ways to use basic and specialized tools for electronic projects as well as specialized metal working tools and the chemical aids which are used in repair shops. \$4.95.\*

## FOR THE CONTESTER



● **THE CONTEST COOKBOOK**—BK7308—reveals the secrets of the contest winners (Domestic, DX and specialty contests), complete with photos and diagrams of equipment used by the top scorers. Find out how to make 150 contacts in one hour. \$5.95.\*

\*Use the order card in this magazine or itemize your order on a separate piece of paper and mail to: 73 Radio Bookshop • Peterborough NH 03458. Be sure to include check or detailed credit card information. No C.O.D. orders accepted. All orders add \$1.50 handling. Please allow 4-6 weeks for delivery. Questions regarding your order? Please write to Customer Service at the above address. (Prices subject to change on books not published by 73 Magazine.)

## HANDBOOKS FOR THE HAMSHACK

● **THE TEN METER FM HANDBOOK**—BK1190—by Bob Hell K9EID. This handbook has been published to help the ten meter enthusiast learn more about the many methods of conversions and tricks that are used to make existing units work better. Join the great "tinkerers" of the world on ten FM and enjoy the fantastic amount of fun in communicating with amateur stations worldwide on ten meter FM. \$4.95.\*

● **THE PRACTICAL HANDBOOK OF AMATEUR RADIO FM REPEATERS**—BK1185—by Bill Pasternak WA6ITF (author of 73 Magazine's monthly column "Looking West") This is the book for the VHF/UHF FMer, compiled from material submitted by over a hundred individuals, clubs, organizations and equipment manufacturers. A "must have" for your ham shack shelf. \$12.95.

## —The 73— Test Equipment Library



### NEW!

● **WORLD PRESS SERVICE FREQUENCIES**—BK1202—by Thomas Harrington. Can't wait to hear the evening news, or are you wondering about the news that you aren't hearing? Receive by Radio Teletype (RTTY) all the world news and financial happenings from the world capitals on a 24 hour a day basis. This book gives you the frequencies and times of broadcast of such news services as AP, UPI, Reuters, TASS, VOA and London Press. Also included is an introduction to RTTY with information on equipment, antennas, abbreviations—everything you need to get started in RTTY. \$5.95\*

● **THE NEW WEATHER SATELLITE HANDBOOK**—BK7383—by Dr. Ralph E. Taggart WB8DQT. Here is the completely updated and revised edition containing all the information on the most sophisticated and effective spacecraft now in orbit. This book serves both the experienced amateur satellite enthusiast and the newcomer. It is an introduction to satellite watching, providing all the information required to construct a complete and highly effective ground station. Solid hardware designs and all the instructions necessary to operate the equipment are included. For experimenters who are operating stations, the book details all procedures necessary to modify equipment for the new series of spacecraft. Amateur weather satellite activity represents a unique blend of interests encompassing electronics, meteorology and astronautics. Join the privileged few in watching the spectacle of earth as seen from space on your own monitoring equipment. \$8.95.\*

● **MASTER HANDBOOK OF HAM RADIO CIRCUITS**—BK1033— This is an encyclopedia of amateur radio circuits, gleaned from past issues of 73 Magazine and carefully selected according to application. You'll find many you've never seen before, some new twists on the tried and true, and several that have been long forgotten but are well worth remembering. Where your interest ranges from ragchewing to EME, from CW to slow-scan TV, from DX to county nets, this handbook will be a welcome addition to your shack. \$8.95.\*

● **OWNER REPAIR OF RADIO EQUIPMENT**—BK7310—Frank Glass K6RQ shares over 40 years of operating, servicing, and design experience in this book which ranges from the elementary to the highly technical written for the top engineers in the field. It is written in narrative style on the subjects of electronic servicing, how components work, and how they are combined to provide communication equipment. This book will help you understand the concepts required to service your own station equipment. \$7.95.\*

● **IC OP-AMP COOKBOOK**—BK1028—by Walter G. Jung. Covers not only the basic theory of the IC op amp in great detail, but also includes over 250 practical circuit applications, liberally illustrated. 592 pages, 5½ x 8½, softbound. \$14.95.\*

● **THE POWER SUPPLY HANDBOOK**—BK7305—Need a power supply for a gadget you're building? In the **POWER SUPPLY HANDBOOK** there are dozens ready-to-build, plus detailed steps for designing your own. There are circuits and parts lists for all kinds of supplies, ranging from simple DC types to highly stable regulated versions. If you need a circuit to convert a DC voltage to a higher or lower voltage, turn DC into AC, or AC to DC—then this is the book you need. With more than 400 pages, you should be able to find just the circuit you need. Without a doubt one of the best power supply source books available, compiled by the editors of 73. \$9.95.\*

● **VOL. I COMPONENT TESTERS**—LB7359—... how to build transistor testers (8), diode testers (3), IC testers (3), voltmeters and VTVMs (9), ohmmeters (8 different kinds), inductance (3), capacity (9), Q measurement, crystal checking (6), temperature (2), aural meters for the blind (3) and all sorts of miscellaneous data on meters... using them, making them more versatile, making standards. Invaluable book. \$4.95.\*

● **VOL. II AUDIO FREQUENCY TESTERS**—LB7360—... jam packed with all kinds of audio frequency test equipment. If you're into SSB, RTTY, SSTV, etc., this book is a must for you... a good book for hi-fi addicts and experimenters, too! \$4.95.\*

● **VOL. III RADIO FREQUENCY TESTERS**—LB7361—Radio frequency waves, the common denominator of Amateur Radio. Such items as SWR, antenna impedance, line impedance, rf output and field strength; detailed instructions on testing these items includes sections on signal generators, crystal calibrators, grid dip oscillators, noise generators, dummy loads and much more. \$4.95.\*

● **VOL. IV IC TEST EQUIPMENT**—LB7362—Become a troubleshooting wizard! In this fourth volume of the 73 TEST EQUIPMENT LIBRARY are 42 home construction projects for building test equipment to work with your ham station and in servicing digital equipment. Plus a cumulative index for all four volumes for the 73 TEST EQUIPMENT LIBRARY. \$4.95.\*

● **RF AND DIGITAL TEST EQUIPMENT YOU CAN BUILD**—BK1044—Rf burst, function, square wave generators, variable length pulse generators—100 kHz marker, i-f and rf sweep generators, audio osc, affr signal injector, 146 MHz synthesizer, digital readouts for counters, several counters, prescaler, microwave meter, etc. 252 pages. \$5.95.\*

**FOR TOLL FREE ORDERING CALL 1-800-258-5473**



# RADIO BOOKSHOP

## ANTENNA BOOKS 5 NEW ANTENNA BOOKS



- **ALL ABOUT CUBICAL QUAD ANTENNAS** (2nd edition)—BK1196—The "Classic" on Quad design, theory, construction, and operation. New 2nd edition contains new feed and matching systems and new data. \$4.75\*
- **BEAM ANTENNA HANDBOOK** (New 5th edition)—BK1197—Yagi beam theory, construction and operation. Information on wire beams, SWR curves and matching systems. A "must" for serious DXers. \$5.95\*
- **VHF HANDBOOK FOR RADIO AMATEURS**—BK1198—Contains information on FM theory, operation and equipment, VHF antenna design and construction, satellite-EME, and the newest solid-state circuits. \$6.95\*
- **THE RADIO AMATEUR ANTENNA HANDBOOK**—BK1199—All about wire antennas, beams, tuners, baluns, coax, radials, SWR and towers. Clear and complete information. \$6.95\*
- **SIMPLE, LOW-COST WIRE ANTENNAS FOR RADIO AMATEURS**—BK1200—All new data and everything you want to know about low-cost, multi-band antennas, inexpensive beams, "invisible" antennas for hams in "tough" locations. \$6.95\*

● **VHF ANTENNA HANDBOOK**—BK7368—The NEW VHF Antenna Handbook details the theory, design and construction of hundreds of different VHF and UHF antennas. . . A practical book written for the average amateur who takes joy in building, not full of complex formulas for the design engineer. Packed with fabulous antenna projects you can build. \$5.95.\*

● **THE GIANT BOOK OF AMATEUR RADIO ANTENNAS**—BK1104—by your side, antennas will become the least of your worries. Over 450 pages of design ideas, theory and reference data make this book live up to its title. The 7 chapters cover everything from basic antenna theory through designs for DIY accessories, as well as dozens of antenna designs. Whether planning to build or buy, design or admire, test or enjoy a ham antenna—this is the book for you. From the editors of 73, published by Tab Books. \$9.95.\*

● **73 DIPOLE AND LONG-WIRE ANTENNAS**—BK1016—by Edward M. Noll W3FQJ. This is the first collection of virtually every type of wire antenna used by amateurs. Includes dimensions, configurations, and detailed construction data for 73 different antenna types. Appendices describe the construction of noise bridges, line tuners, and data on measuring resonant frequency, velocity factor, and swr. \$5.50.\*

● **PRACTICAL ANTENNAS FOR THE RADIO AMATEUR**—BK1015—A manual describing how to equip a ham station with a suitable antenna. A wide range of antenna topics, systems, and accessories are presented giving the reader some food for thought and practical data for construction. Designed to aid the experienced ham and novice as well. Only \$9.95.\*

● **HOW TO DEFEND YOURSELF AGAINST RADAR**—BK1201—by Bruce F. Bogner and James R. Bodnar, a lawyer and radar expert. This book gives you the ammunition to challenge the radar "evidence" that usually leads to a speeding conviction. The major part of the book details the inner workings of radar—you'll become more of an expert than most police officers and judges. The remainder of the book outlines how to defend yourself against a speeding ticket—the observations, measures and testimony you must obtain to defend yourself without the help of a lawyer. The price is a lot less than a fine! \$6.95\*

## COOK BOOKS

● **TTL COOKBOOK**—BK1063—by Donald Lancaster. Explains what TTL is, how it works, and how to use it. Discusses practical applications, such as a digital counter and display system, events counter, electronic stopwatch, digital voltmeter and a digital tachometer. \$9.50.

● **CMOS COOKBOOK**—BK1011—by Don Lancaster. Details the application of CMOS, the low power logic family suitable for most applications presently dominated by TTL. Required reading for every serious digital experimenter! \$10.50.\*

● **TVT COOKBOOK**—BK1064—by Don Lancaster. Describes the use of a standard television receiver as a microprocessor CRT terminal. Explains and describes character generation, cursor control and interface information in typical, easy-to-understand Lancaster style. \$9.95.\*

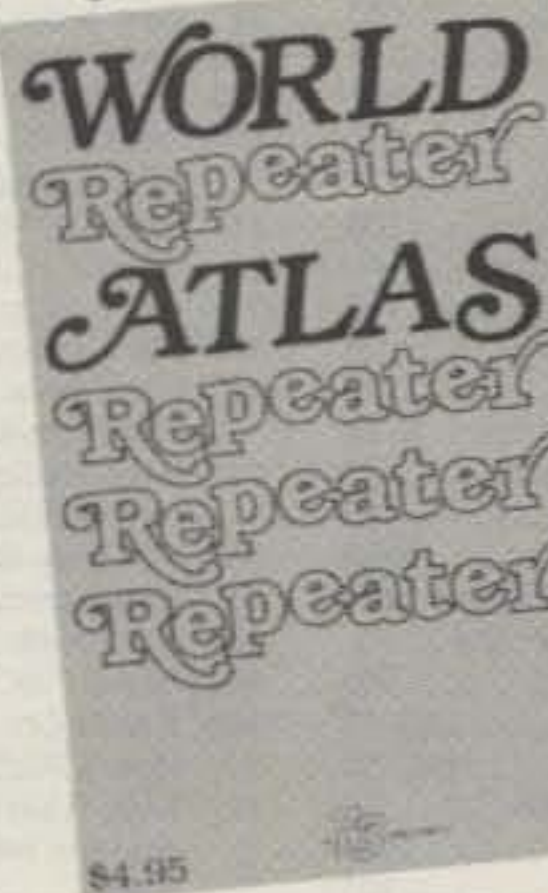
## SPECIAL OFFER

### Chart of UNITED STATES AMATEUR RADIO PRIVILEGES

by class of license, emission type, and frequency from 160 thru 2 meters, including provision for the new 30, 17, and 12 meter bands. This 22 x 28 in, twelve-color chart is the first of its kind to be both informative and decorative. \$3.00 value, only \$1.95 with the purchase of 1 or more books from the Radio Bookshop. (Supplies limited, order now.) CH7300 \$1.95.

## THE WELL EQUIPPED HAM SHACK

NEW COMPLETELY UPDATED



● **WORLD REPEATER ATLAS**—BK7315—Completely updated, over 230 pages of repeater listings are indexed by location and frequency. More than 50 maps pinpoint 2000 repeater locations throughout the USA. Foreign listings include Europe, the Middle East, South America, and Africa. \$4.95\*

● **THE MAGIC OF HAM RADIO**—BK7312—by Jerrold Swank, W8HXR begins with a brief history of amateur radio and of Jerry's involvement in it. Part 2 details many of ham radio's heroic moments. Hamdom's close ties with the continent of Antarctica are the subject of Part 3. In Part 4 the strange and humorous sides of ham life get their due. And what of the future? Part 5 peers into the crystal ball. \$4.95.\*

● **A GUIDE TO HAM RADIO**—BK7321—by Larry Kahaner WB2NEL. What's Amateur Radio all about? You can learn the basics of this fascinating hobby with this excellent beginner's guide. It answers the most frequently asked questions in an easy-going manner, and it shows the best way to go about getting an FCC license. A Guide to Ham Radio is an ideal introduction to a hobby enjoyed by people around the world. \$4.95.\*

● **WORLD RADIO TV HANDBOOK 1981, 35TH EDITION**—BK1184—This book is the bible of international broadcasters, providing the only authoritative source of exact information about broadcasting and TV stations world wide. This 1981 edition is completely revised, giving comprehensive coverage of short, medium and long wave, 560 pages of vital aspects of world listening. \$16.50.

## MICROCOMPUTER BOOKS FROM 73



● **SOME OF THE BEST FROM KILOBAUD/MICROCOMPUTING**—BK7311—A collection of the best articles that have recently appeared in Kilobaud/ MICROCOMPUTING. Included is material on the TRS-80 and PET systems, CP/M, the 8080/8085/Z80 chips, the ASR-33 terminal. Data base management, word processing, text editors and file structures are covered too. Programming techniques and hardware construction projects for modems, high speed cassette interfaces and TVTs are also included in this large format, 200 plus page edition. \$10.95.\*

● **40 COMPUTER GAMES**—BK7381—Forty games in all in nine different categories. Games for large and small systems, and even a section on calculator games. Many versions of BASIC used and a wide variety of systems represented. A must for the serious computer gamesman. \$7.95\*

● **THE NEW HOBBY COMPUTERS**—BK7340—This book takes it from where "HOBBY COMPUTERS ARE HERE!" leaves off, with chapters on Large Scale Integration, how to choose a microprocessor chip, an introduction to programming, low cost I/O for a computer, computer arithmetic, checking memory boards. . . and much, much more! Don't miss this tremendous value! Only \$4.95.\*

● **UNDERSTANDING AND PROGRAMMING MICRO-COMPUTERS**—BK7382—A valuable addition to your computing library. This two-part text includes the best articles that have appeared in 73 and Kilobaud Microcomputing magazines on the hardware and software aspects of microcomputing. Well-known authors and well-structured text helps the reader get involved. \$10.95\*

● **HOW TO BUILD A MICROCOMPUTER—AND REALLY UNDERSTAND IT**—BK7325—by Sam Creason. The electronics hobbyist who wants to build his own microcomputer system now has a practical "How-To" guidebook. This book is a combination technical manual and programming guide that takes the hobbyist step-by-step through the design, construction, testing and debugging of a complete microcomputer system. Must reading for anyone desiring a true understanding of small computer systems. \$9.95.\*

● **HOBBY COMPUTERS ARE HERE!**—BK7322—If you want to come up to speed on how computers work. . . hardware and software. . . this is an excellent book. It starts with fundamentals and explains the circuits, and the basics of programming, along with a couple of TVT construction projects, ASCII-Baudot, etc. This book has the highest recommendations as a teaching aid. \$4.95.\*

\*Use the order card in this magazine or itemize your order on a separate piece of paper and mail to: 73 Radio Bookshop • Peterborough NH 03458. Be sure to include check or detailed credit card information. No C.O.D. orders accepted. All orders add \$1.50 handling. Please allow 4-6 weeks for delivery. Questions regarding your order? Please write to Customer Service at the above address. (Prices subject to change on books not published by 73 Magazine.)

FOR TOLL FREE ORDERING CALL 1-800-258-5473

# List of AdvertisERS

\*Please contact these advertisers directly.

To receive full information from our advertisers please complete the following postage-paid card.

R.S. No.	Page	R.S. No.	Page	R.S. No.	Page	R.S. No.	Page
448	Advanced Comm. International	425	Doppler Systems	478	Iscan	485	Radio Shack
	150	16	Downlink, Inc.	409	JDR Microdevices	397	Radio World
475	Albia Electronics	*	R. L. Drake Company	38	Jameco Electronics	62	Ramsey Electronics
20	All Electronics	453	e.g.e, Inc.	354	Jensen Tools, Inc.	458	Richcraft Engineering, Ltd.
406	Alaska Microwave Labs	456	Echo Comm. Division (Joseph's Ltd.)	471	Johnston, Bill N5KR	312	Rivers Electronics
429	Amateur Accessories		158	472	Kahn Comm.	418	Rolin Distributors
467	Amateur Electronic Supply	*	80 Microcomputing	*	Kantronics	376	SMP
	62, 75, 87, 107, 159	91	ETCO Electronics	*	KB Microcomputing	65	S-F Amateur Radio Services
5	Amateur-Wholesale Electronics	480	Electra	*	Kirk Electronics	64	Semiconductors Surplus
461	Amateur-Wholesale Electronics	447	Electronic Hobby Innovations	*	Kenwood		73 Magazine
7	American Crystal Supply	400	Engineering Consulting Service	486	MCM		Books
*	Appliance & Equipment Co., Inc.		157	434	M & M Electronics		110-114, 154
	160	413	Equipment Exchange	47	MFJ Enterprises		Dealers Ad
71	Applied Invention	*	Erickson Comm.		58, 99, 101, 103, 105, 148		"Moving"
*	Associated Radio	22	Fair Radio Sales	48	MHz Electronics		Subscriptions
*	Automated Technology, Inc.	439	Ben Franklin Electronics	56	Macaw Electronics		University Microfilms
469	BG Carl Electronics	323	Fox-Tango Corp.	45	Madison	463	The Shack Desk
402	BNF Enterprises	27	G.I.S.M.O.	44	Macrotronics	433	Skytek
11	Barker & Williamson	*	Global Electronics	46	Maggiore Electronics Lab.	367	Slep Electronics
440	Rex Bassett Electronics, Inc.	417	Gotham Antenna	49	Micro Control Specialties	309	Spacecoast Research
420	Benjamin Michael Industries	9	HMR II	313	Micro Management Systems	*	Spectronics
12	Bullet Electronics	345	Hal Comm.	50	Microcraft Corp.	68	Spectrum Comm.
*	Butternut Electronics	477	Hal Comm.	481	Microcraft Corp.	436	Spectrum International
455	Chaney Electronics	31	Hal-Tronix	51	Microlog Corp.	465	Star Trak Systems, Inc.
13	Clegg	*	The Ham-Key Co.	52	MidCom Electronics, Inc.	403	Stewart Quads
89	Clutterfree Modular Consoles	*	Ham Radio Center	*	C. W. Mills	69	Surplus Electronics Corp.
6	Code Quick	*	Ham Radio Outlet	318	National Comm. Group Co.	*	TEDCO
382	Comm. Concepts, Inc.	449	The Ham Shack	479	National Comm. Group Co.	487	Telex/Hy-Gain
377	Communications Electronics	33	Hamtronics, NY	468	N.P.S. Inc.	430	TEM Microwave Corp.
462	Communications Electronics	484	Hamtronics	412	Nemal Electronics	*	Ten-Tec, Inc.
Specialties	150	460	Handi-Tek	*	Orbit Magazine	76	Trac Electronics
15	Comm. Specialists	303	Heath Co.	*	OrCom Distributors	77	Tufts Electronics
444	Computer Plus	34	Henry Radio	380	Panasonic	37	UPI Comm. Systems, Inc.
*	Conley Radio Supply/AEA	72	High Gain Systems	404	P.B. Radio Service	*	Universal Communications
483	Covox Co.	*	Hustler, Inc.	*	P.C. Electronics	407	Universal Electronics
*	Crown Micro Products	*	ICOM	*	Palomar Engineers	422	Valor Enterprises
70	Cubic Comm.	474	IIX Equipment	*	Pecos Valley/AEA	311	Vanguard Labs
466	dB+ Enterprises	*	IRL	493	Peripheral Products	373	Van Gorden Engineering
330	Debco Electronics	488	Indiana Quick Charge	300	Pipo Comm.	437	Vani-Plate Co.
*	Desktop Computing	414	Inotek Engineering	482	PlyTube Corp.	464	H. C. Van Valzah Co.
411	DGM Electronics, Inc.	*	Insert Products	58	Poly Paks	90	VoCom Products Corp.
346	Data Service	445	Instant Software	459	QRO Engineering	398	Wawasee Electronics
489	Data		Dealers	60	Quest Electronics	80	Western Electronics
17	Dielectric Communications		Amateur Radio Programs	61	Radio Amateur Callbook, Inc.	83	Yaesu Electronics Corp.
*	Digital Research Parts					476	Yaesu Electronics Corp.
	175					336	Z Associates

## 73 MAGAZINE

# Books, ETC.

To order, complete the following postage-paid card, or itemize your order including detailed credit card information or check and mail to:  
73 Magazine/Mail Order Dept./Peterborough NH 03458.

Catalog #	Item	Price	Catalog #	Item	Price	Catalog #	Item	Price
QY0250	QSL CARDS—STYLE Y—250	\$ 8.95	BK1069	VERTICAL BEAM & TRIANGLE ANTNS	\$ 5.50	BK7381	40 COMPUTER GAMES	\$ 7.95
QY0500	QSL CARDS—STYLE Y—500	\$13.95	BK7368	VHF ANTENNA HANDBOOK	\$ 5.95	BK7304	GIANT BOOK OF AMATEUR RADIO ANTENNAS	\$12.95
BK1199	THE RADIO AMATEUR ANTENNA HANDBOOK	\$ 8.95	BK1198	VHF HANDBOOK FOR RADIO AMATEURS	\$ 6.95	BK7321	A GUIDE TO HAM RADIO	\$ 4.95
BK1044	RF & DIGITAL TEST EQUIPMENT	\$ 5.95	BK7370	WEATHER SATELLITE HANDBOOK	\$ 2.50	BK7322	HOBBY COMPUTERS ARE HERE	\$ 4.95
BK7347	RTTY HANDBOOK	\$ 5.95	BK1202	WORLD PRESS SERVICE FREQUENCIES	\$ 5.95	BK7325	HOW TO BUILD A MICROCOMPUTER & REALLY UNDERSTAND IT	\$ 9.95
BK1059	RTL COOKBOOK	\$ 8.50	BK1184	WORLD RADIO TV HANDBOOK	\$16.50	BK1201	HOW TO DEFEND YOURSELF AGAINST RADAR	\$ 6.95
BX1000	SHELF BOX—1	\$ 2.00	BK7315	WORLD REPEATER ATLAS	\$ 4.95	BK1028	IC OP AMP COOKBOOK	\$12.95
BX1001	SHELF BOXES—2-7	\$1.50 each	BK1016	73 DIPOLE & LONG WIRE ANTENNAS	\$ 5.50	BK7312	MAGIC OF HAM RADIO	\$ 4.95
BX1002	SHELF BOXES—8 AND UP	\$1.25 each	ST0000	73 BACK ISSUE	\$ 3.00	BK1033	MASTER HANDBOOK OF HAM RADIO CIRCUITS	\$ 8.95
BK1200	SIMPLE, LOWCOST WIRE ANTENNAS FOR RADIO AMATEURS	\$ 6.95	ST2500	73 BACK ISSUES—25 OUR CHOICE	\$12.00	BK7340	THE NEW HOBBY COMPUTERS	\$ 4.95
BK7311	SOME OF THE BEST FROM KILOBAUD	\$10.95	ST0500	73 BACK ISSUES—5 YOUR CHOICE	\$ 8.75	BK7383	THE NEW WEATHER SATELLITE HANDBOOK	\$ 8.95
BK7311	SOME OF THE BEST	\$ 7.95	ST1000	73 BACK ISSUES—10 YOUR CHOICE	\$14.00	CT7300	NOVICE THEORY TAPES	\$15.95
BK7351	SSB THE MISUNDERSTOOD MODE	\$ 5.50	ST2501	73 BACK ISSUES—25 YOUR CHOICE	\$25.00	BK7310	OWNER REPAIR OF RADIO EQUIPMENT	\$ 7.95
CT7350	SSTV TAPE	\$ 5.95	BK1196	ALL ABOUT CUBICAL QUAD ANTENNAS	\$ 4.75	BK7305	POWER SUPPLY HANDBOOK	\$ 9.95
SG1081	STUDY GUIDE—ADV. CLASS	\$ 6.95	BK1197	BEAM ANTENNA HANDBOOK	\$ 5.95	BK1015	PRACTICAL ANTENNAS FOR THE RADIO AMATEUR	\$ 9.95
SG1080	STUDY GUIDE—EXTRA CLASS	\$ 5.95	BK7307	BEHIND THE DIAL	\$ 4.95	BK1185	THE PRACTICAL HANDBOOK OF FM REPEATERS	\$ 9.95
SG7357	STUDY GUIDE—NOVICE CLASS	\$ 4.95	BK7309	CHALLENGE OF 160	\$ 4.95	BK7302	PROPAGATION WIZARD'S HANDBOOK	\$ 6.95
BK1190	THE TEN METER FM HANDBOOK	\$ 4.95	BK1011	CMOS COOKBOOK	\$10.50	QW0250	QSL CARDS—STYLE W—250	\$ 8.95
LB7359	TEST EQUIP LIB V1—COMPONENT TESTERS	\$ 4.95	CT7305	CODE TAPE—5 WPM	\$ 4.95	QW0500	QSL CARDS—STYLE W—500	\$13.95
LB7360	TEST EQUIP LIB V2—AUDIO TESTERS	\$ 4.95	CT7306	CODE TAPE—6 + WPM	\$ 4.95	QX0250	QSL CARDS—STYLE X—250	\$ 8.95
LB7361	TEST EQUIP LIB V3—RADIO EQUIP.	\$ 4.95	CT7313	CODE TAPE—13 + WPM	\$ 4.95	QX0500	QSL CARDS—STYLE X—500	\$13.95
LB7362	TEST EQUIP LIB V4—IC TEST EQ.	\$ 4.95	CT7320	CODE TAPE—20 + WPM	\$ 4.95			
BK7348	TOOLS & TECHNIQUES	\$ 4.95	CT7325	CODE TAPE—25 + WPM	\$ 4.95			
BK1063	TTL COOKBOOK	\$ 9.50	CT7394	CODE TAPES (ANY FOUR ABOVE)	\$15.95			
BK1064	TVT COOKBOOK	\$ 9.95	BK7308	THE CONTEST COOKBOOK	\$ 5.95			
BK7382	UNDERSTANDING & PROGRAMMING MICROCOMPUTERS	\$10.95						

# WHAT WILL YOUR NEW RIG BE LIKE?

## Read 73 and Find Out

The magic of digital electronics is coming to ham gear . . . and you'll be able to read about these developments in 73. There probably will be more changes in ham equipment in the next few years than ever before in history. You'll see these changes coming in 73, where you'll read about the experiments and pioneering. 73 has more articles than any other ham magazine . . . often more than all the others combined.

When sideband got started, it was moved along by the many pioneering articles in 73. In the 60s it was solid state, with several times as many articles on the subject than in all the other magazines combined. When repeaters and FM got going about ten years ago there were over five times as many articles on the subject published in 73 as in all other ham magazines combined . . . and you can see what changes that brought to hamming. Now we're looking at exciting developments such as narrow band sideband for repeaters . . . which might give us six times as many repeaters in our present bands. We're looking at automatic identification systems which may make it possible for us to read out the call letters of any station tuned in . . . and even the development of self-tuning receivers.

Will stereo double sideband techniques make it possible to have up to 30 times as many stations within a given HF band as is now possible? Hams will be experimenting and reporting on these developments in 73. 73 is an encyclopedia of hamming . . . present and future . . . and just a bit of the past, too.

Without the endless fillers on station activities and club news, 73 is able to publish far more information . . . valuable information . . . on hamming and ham equipment.

You may or may not be a pioneer, but you certainly will want to keep up with what is happening and what the new rigs are going to be like. And, frankly, your support of 73 is needed to keep this type of information coming.

Yes, bill me for 1 year of 73 Magazine at \$25.00

319B6

Name \_\_\_\_\_

Address \_\_\_\_\_

City \_\_\_\_\_ State \_\_\_\_\_ Zip \_\_\_\_\_

Canadian \$27/1 year only, US funds. Foreign \$35/1 year only, US funds  
Please allow 4 to 6 weeks for delivery  
73 Magazine • PO Box 931 • Farmingdale, NY 11737



# CONTESTS



Robert Baker WB2GFE  
15 Windsor Dr.  
Atco NJ 08004

## WAS SSTV CONTEST

**Starts:** 1300 GMT September 5  
**Ends:** 0100 GMT September 8

This is a simple A5 SSTV "Worked All States" contest designed to give the operator a maximum of 60 hours of available time in which the purpose is to work as many of the states as possible via slow-scan television. The time limitations were chosen for operating convenience and propagation fairness. Don't forget Alaska and Hawaii if available.

As in the January contest sponsored by *Amateur Television Magazine*, the contest is

designed for quality rather than quantity. The extended operating time period and encouragement of unpopular SSTV band segments ensures minimum QRM between SSTV operators and experimentation in operation on all amateur bands.

All contacts must incorporate the video/signal report in video as well as the call letters of the stations worked. A bonus factor of 10 may be added to those SSTV contacts on non-popular bands as noted with an asterisk in the list of frequencies. Additional contacts within the same state count only as bonus points. Other than suggested frequencies may be used as long as the frequency used is legally authorized for SSTV operation. Log entries (or submitted copies) must include the signature of the operator and be mailed to Mike Stone WB0QCD, *A5 Magazine* Contest Manager, PO Box H, Lowden IA 52255 by midnight, September 10th. Include an SASE for logs that are to be returned. Results will be published in the Nov/Dec issue of *A5 Magazine*.

The winning entry with the most states worked and bonus points will receive a one-year subscription to *A5 Magazine* and a contest certificate. Second and third place winners will receive certificates. Stations completing all 50 states will have their picture published in *A5 Magazine* with a writeup.

## FREQUENCIES:

3845-3855\*, 7220-7230\*, 14230-14240, 21340-21350\*, 28680-28690, 50.20-50.21\*, 144.23-144.24 (SSB)\*, 146.43 (FM)\*.

## NEW MEXICO QSO PARTY

**Starts:** 0000 GMT September 12  
**Ends:** 2400 GMT September 13

Sponsored by the Albuquerque DX Association. Crossband and repeater contacts may not be counted for scoring. Each station may be worked once on each band and each mode. NM stations operating mobile may be worked again in each county.

## EXCHANGE:

RS(T), QSO number, and state, province, DX country, or NM county.

## FREQUENCIES:

CW—63 kHz from the low end of each band; SSB—3900, 7265, 14285, 21365, 28650; Novice—3705, 7105, 21105, 28105. Stations outside NM please refrain from calling CQ NM near these frequencies!

## SCORING:

Each QSO counts one point. NM stations multiply total QSO points by the total number of states, provinces, and DX countries worked on each band, each mode. All others, multiply total QSO points by the total number of NM counties worked each band, each mode.

## AWARDS:

Plaques will be presented to the top scorers from NM and outside NM. Certificates awarded top scorers from each state, province, and DX country. Special award presented to any station working all 33 NM counties during the QSO party!

## ENTRIES:

Stations reporting 100 or more QSOs please include dupe sheets. Entries must be post-marked no later than October 15th and addressed to: Albu-

querque DX Association, PO Box 997, Corrales NM 87048. Include an SASE for complete results.

## WASHINGTON STATE QSO PARTY

### Contest Periods:

0100 GMT to  
0700 GMT September 12  
1300 GMT September 12 to  
0700 GMT September 13  
1300 GMT September 13 to  
0100 GMT September 14

The sixteenth annual contest sponsored by the Boeing Employee's Amateur Radio Society (BEARS) is divided into three operating periods as shown. All amateurs are invited to participate. Use all bands and modes, but no CW QSOs are allowed in the phone bands. Stations may be worked once on each band and mode for contact points and more than once each band/mode if they are additional multipliers.

## EXCHANGE:

QSO number, RS(T), and state, province, country, or Washington county.

## FREQUENCIES:

Phone—1815, 3925, 7260, 14280, 21380, 28580; CW—1805, 3560, 7060, 14060, 21060, 28160; Novice—3725, 7125, 21150, 28160.

## SCORING:

Washington stations score 2 points for each phone contact and 3 points for each CW contact, including contacts with other Washington stations. Multiply QSO points by the total number of different states, Canadian provinces, and other foreign countries worked. All others score 2 points for each phone contact and 3 points for each CW contact with a Washington station. Multiply QSO points by the total number of different Washington counties worked (39 maximum). There will be an extra multiplier of one for each group of 8 contacts with the same Washington county for all non-Washington stations.

## AWARDS:

Certificates will be awarded to the highest-scoring station (both single and multi-operator) in each state, Canadian province, foreign country, and Washington county. Additional

# CALENDAR

Sep 5-7	WAS SSTV Contest
Sep 12-13	European DX Contest—Phone
Sep 12-13	G-QRP-Club CW Activity Weekend
Sep 12-13	New Mexico QSO Party
Sep 12-14	Washington State QSO Party
Sep 19-20	Maryland-District of Columbia QSO Party
Sep 19-20	College Scrimmage
Sep 19-20	Can-Am Contest—Phone
Sep 26	DARC Corona—10-Meter RTTY
Sep 26-27	Maine QSO Party
Sep 26-27	Can-Am Contest—CW
Oct 3-4	California QSO Party
Oct 17-18	Minnesota QSO Party
Oct 17-18	Scout Jamboree On The Air
Oct 17-18	Pennsylvania QSO Party
Oct 24-25	CQ World-Wide DX Contest—Phone
Nov 7-8	Antigua & Barbuda Independence QSL Party
Nov 8	DARC Corona—10-Meter RTTY
Nov 8	OK DX Contest
Nov 14-15	European DX Contest—RTTY
Nov 28-29	CQ World-Wide DX Contest—CW
Dec 26-31	G-QRP-Club Winter Sports
Jan 16-17	73's International 160-Meter Phone Contest
Jan 16-17	International SSTV Contest

certificates may be issued at the discretion of the Contest Committee. Worked Five BEARS Awards are also available to anyone working 5 club members before, during, or after the QSO party (unless previously issued). All QSO Party entries will be screened by the Contest Committee for possible Worked Five BEARS Awards. Worked Three BEAR Cubs Awards are also available for working 3 Novice members.

#### ENTRIES:

Logs must show dates/times in GMT, stations worked, exchanges sent and received, bands and modes used, and scores claimed. Include a dupe sheet for entries with more than 100 QSOs. Each entry must include a signed statement that the decision of the Contest Committee will be accepted as final. No logs can be returned. Results of the QSO party will be mailed to all entrants and an SASE is NOT required. Log sheets and summary sheets must be postmarked no later than October 15th and be sent to: Boeing Employees' Amateur Radio Society, c/o Contest Committee, Willis D. Propst K7RS, 18415 38th Avenue South, Seattle WA 98188.


#### EUROPEAN DX CONTEST—PHONE

**Starts: 0000 GMT September 12**  
**Ends: 2400 GMT September 13**

Sponsored by the Deutscher Amateur Radio Club (DARC). Only 36 hours of operations out of the 48-hour period are permitted for single-operator stations. The 12 hours of non-operation may be taken in one period, but not in more than three periods, at any time during the contest. Operating classes include: single-operator allband and multi-operator single transmitter. Multi-operator, single-transmitter stations are allowed to change band only one time within a 15-minute period, except for making a new multiplier. Use all amateur bands from 3.5 through 28 MHz. A contest QSO can be established only between a non-European and a European station. Each station can be worked only once per band.

#### EXCHANGE:

Exchange the usual five-digit number consisting of RS and



# AL7B

ANCHORAGE, ALASKA

#### QSL OF THE MONTH

This month's winner was submitted by Dick Mobley AL7B of Anchorage AK.

If you would like to enter the contest, put your QSL *in an envelope* and mail it along with your choice of a book from 73's Radio Bookshop to 73 Magazine, Pine Street, Peterborough NH 03458. Attention: QSL of the Month. Entries which do not use an envelope (the Postal Service does occasionally damage cards) and do not specify book choice will not be considered. Sorry.

progressive QSO numbers starting with 001.

#### SCORING:

Each QSO counts 1 point. Each QTC (given or received) counts 1 point. The multiplier for non-European stations is determined by the number of European countries worked on each band. Europeans will use the last ARRL countries list. In addition, each call area in the following countries will be considered a multiplier: JA, PY, VE, VO, VK, W/K, ZL, ZS, UA9/UA0. The multiplier on 3.5 MHz may be multiplied by 4, on 7 MHz by 3, and on 14 through 28 MHz by 2. The final score is the total QSO points plus QTC points multiplied by the sum total multipliers.

#### QTC TRAFFIC:

Additional point credit can be realized by making use of the QTC traffic feature. A QTC is a report of a confirmed QSO that has taken place earlier in the contest and later sent back to a European station. It can be sent only from a non-European station to a European station. The general idea is that after a number of European stations have been worked, a list of these stations can be reported back dur-

ing a QSO with another station. An additional 1 point credit can be claimed for each station reported.

A QTC contains the time, call, and QSO number of the station being reported, i.e., 1300/DA1AA/134. This means that at 1300 GMT you worked DA1AA and received number 134. A QSO can be reported only once and not back to the originating station. Only a maximum of 10 QTCs to a station is permitted. You may work the same station several times to complete this quota but only the original contact has QSO point value. Keep a uniform list of QTCs sent. QTC 3/7 indicates that this is the 3rd series of QTCs sent and that 7 QSOs are reported. Europeans may keep the list of the received QTCs on a separate sheet if they clearly indicate the station who sent the QTCs.

#### AWARDS:

Certificates to the highest scorer in each classification in each country, reasonable score provided. Continental leaders will be honored with plaques. Certificates also will be given stations with at least half the score of the continental leader or with at least 250,000 points. The minimum requirements for

a certificate or a trophy are 100 QSOs or 10,000 points.

#### ENTRIES:

Violation of the rules, unsportsmanlike conduct, or taking credit for excessive duplicate contacts will be deemed sufficient cause for disqualification. The decision of the Contest Committee is final. It is suggested to use the log sheets of the DARC or equivalent. Send a large SASE to get the wanted number of logs and summary sheets (40 QSOs or QTCs per sheet). SWLs apply the rules accordingly. Entries should be sent no later than October 15th, and North American residents may send their applications and logs to: Hartwin E. Weiss W3OG, PO Box 440, Halifax PA 17032 USA.

#### EUROPEAN COUNTRY LIST:

C31, CT1, CT2, DL, DM, EA, EA6, EI, F, FC, G, GC Guer, GC Jer, GD, GI, GM, GM Shetland, GW, HA, HB9, HB0, HV, I, IS, IT, JW Bear, JW, JX, LA, LX, LZ, M1, OE, OH, OH0, OJ0, OK, ON, OY, OZ, PA, SM, S, SV, SV Crete, SV Rhodes, SV Athos, TA1, UA1,3,4, 6, UA2 UB5, UC2, UN1, UO5, UP2, UQ2, UR2, UA Franz Josef Land, YO, YU, ZA, AB2, 3A, 4U1, 9H1.

### NEWSLETTER CONTEST WINNER

This month's winner of the *73 Magazine Club Newsletter Contest* is the *Birmingham (Alabama) Amateur Radio Club Newsletter*. Not only does this publication have a very attractive layout, complete with photographs, it also offers some darned good technical information.

We found an article describing a simple RTTY demodulator and a "Technical Corner" where real-to-life problems are tackled. Your newsletter does not need to limit itself to ham-radio subjects. The BARC technical data included mention of a troublesome remote controller for a TV. Even if the readers cannot use such information immediately, they'll be able to store it away for future reference. A bit farther afield, *Zero Bias*, the Aroostook (Maine) Amateur Radio Association newsletter, published details on how to grow strawberries in a barrel.

Technical articles don't need to be long, involved technical treatises with professional illustrations. A few paragraphs of text accompanied by some simple drawings is all you need for a first attempt. What kinds of things can you write about? We liked the external microphone for the IC-2A described in the *Metropolitan Amateur Radio Club (Tucson, Arizona) Bulletin*, and the two-meter pocket antenna featured on the back cover of the *Parking Ticket*, a Plano (Texas) Radio Klub publication.

The pages of a club newsletter are an ideal place to introduce and perfect projects before submitting to magazines such as *73*. Don't let your club's editor send out a newsletter that has too much white space; contribute ideas and projects so that everyone can enjoy them.

Is your club sending its newsletter to *73*? Be a nuisance until they do.

### G-QRP-CLUB CW ACTIVITY WEEKEND

**Starts: 0900 GMT September 12**  
**Ends: 2300 GMT September 13**

All radio amateurs interested in QRP are invited to take part in the club's activity weekend. No special exchange information was mentioned in the information provided by the club. The operating schedule for this weekend is as follows:

3560 kHz = 0900-1000, 1700-1800, and 2200-2300 GMT;  
7030 kHz = 1200-1300, 1500-1600, and 1900-2000 GMT;  
14060 kHz = 1000-1100, 1400-1500, and 2100-2200 GMT;  
21060/28060 = 1100-1200, 1600-1700, and 2000-2100 GMT.

Reports on the Activity Weekend will be welcomed by Christopher J. Page G4BUE.

### MARYLAND-DISTRICT OF COLUMBIA QSO PARTY

**Starts: 1900 GMT September 19**  
**Ends: 1900 GMT September 20**

Sponsored by the Columbia Amateur Radio Association, the contest is open to all single-operator stations.

#### EXCHANGE:

QSO number, RS(T), and state, province, country, or MD county. Remember that Baltimore and Washington are independent cities!

#### SCORING:

MDC stations multiply total QSOs by sum of MD counties, states, provinces, and countries. Others multiply MDC QSO total by number of MD counties and independent cities (25 maximum). Also, multiply score by 1.5 if running 200 Watts or less.

#### FREQUENCIES:

Phone—3950, 7250, 14290, 21390, 28590; CW—60 kHz up from low end; Novice—3720, 7120, 21120, 28120.

#### AWARDS AND ENTRIES:

Plaques and certificates for top scores in each category. Mail entry by October 20th to CARA, Inc., c/o Robert K. Nauman WA3VUQ, 4017 Font Hill Drive, Ellicott City MD 21043.

### COLLEGE SCRIMMAGE

**Starts: 0200 GMT September 19**  
**Ends: 0400 GMT September 20**

The idea of this contest is to

put long-lost alumni in touch with their alma mater. Entry classes include alumni and college stations (one transmitter only). Exchange name of college, Jr. college, or university you last attended, and the last years of the year you graduated or will graduate. Club stations substitute "Amateur Radio Club" for number. Non-collegians, substitute "high school" for college name. Stations may be worked once per band. Multiply total QSOs times number of different colleges, Jr. colleges, and universities worked. Logs must be received by November 1st. Send to Penn State ARC (K3CR), 202 Engineering Unit E, University Park PA 16802. Please include an SASE for results.

#### FREQUENCIES:

SSB—1815, 3895, 7230, 14280, 21355, 28560; CW—60 kHz from low end; Novice—25 kHz from low end.

### CAN-AM CONTEST

#### Phone

**Starts: 1800 GMT September 19**  
**Ends: 1800 GMT September 20**

#### CW

**Starts: 1800 GMT September 26**  
**Ends: 1800 GMT September 27**

Multi-operator stations can operate the full 24-hour period. Single-operator stations can operate a maximum of 20 hours with a maximum of two rest periods totaling a minimum of 4 hours.

Sponsored by the Ontario Contest Club and Canadian DX Association to increase the friendship among Canadian and American amateurs and to provide a means of measuring the performance of their operating skills and equipment.

Operating categories include: (1) Single operator—all bands with station operated by the station licensee; (2) Multi-operator, single transmitter—stations operated by more than one operator, or single operator other than the licensee, or club station; (3) club competition.

Use all bands, 160 through 10 meters. USA General portion of the bands is recommended. The same station can be contacted once on each band. Stations operating from outside of their own call area must sign slash and the area they are operating from.

#### EXCHANGE:

RS(T) plus sequential QSO number starting with 001 and multiplier (MX) area abbreviation (in that order). Multiplier-area abbreviation is the usual two-letter postal abbreviation for 50 US states, CN for Caribbean (KC4, KG4, KP1, KS4, KV4), PC for Pacific (rest of US possessions). Canadians will use: NF for VO1 and VO2, NB for VE1 New Brunswick, NS for Nova Scotia, PE for Prince Edward Island, SI for Sable and St. Paul Islands, PQ for VE2, ON for VE3, MB for VE4, SK for VE5, AT for VE6, BC for VE7, NW for VE8 NWT, and YU for VY1 Yukon.

#### SCORING:

The multipliers are the 50 US states, 2 US possessions (Caribbean & Pacific), 10 Canadian provinces, 2 territories (NWT & YU), 1 island (Sable or St. Paul). Total of 65 multipliers per band, maximum possible on all 6 bands is 390.

QSO points for Americans to Americans or Canadians to Canadians is 2 points per QSO. American to Canadian and vice versa counts 3 points per QSO. The final score is the result of the total QSO points from all bands, multiplied by the sum of the multipliers from all bands. Phone and CW sections of the contest are considered separate contests. However, combined score for phone and CW will be used for overall competition. Combined scores will be calculated by the contest committee as a result of the addition of the phone and CW scores.

#### AWARDS:

First-place certificates will be awarded in each multiplier area on both modes in single-operator categories. Top five multi-operator stations will receive certificates for high claimed phone and CW scores. All scores will be published in *CQ Magazine*. One year subscriptions to *Long Skip*, the CANADX bulletin, will be awarded to the 5 US stations. Additional trophies and plaques will be awarded the overall winners for the Canadian and American champions on phone, CW, and combined. Also, an award for the club having the highest score as a result of adding the 5 best scores on phone and CW by its members. A club officer must submit the summary showing the callsigns and

scores. Each station is eligible for one trophy only. In cases where one station qualifies for another trophy, the less significant trophy goes to the next eligible station.

#### ENTRIES:

All times must be kept in GMT. Indicate multipliers the first time only on each band. Log must be checked for duplicate contacts, correct QSO points, and multipliers. Do not use separate logs for each band. Rest periods must be clearly marked in the log. Each entry must consist of: log sheets, summary sheet showing all scoring information, category of competition, operator's name and callsign, address of the station, and signed declaration. Entries with over 200 QSOs must include check sheets for each band. Official logs, check sheets, and summary sheets with multiplier tables are available from the contest chairman; a large SASE with Canadian stamps (for US stamps *not glued to the envelope*) will bring you samples. Usual disqualification rules apply, and the deci-

sions or actions of the Can-Am Contest Committee are official and final. All entries must be postmarked not later than 30 days after the contest and mailed to: VE3BMV, PO Box 292, Don Mills, Ontario, Canada M3C 2S2.

#### DARC CORONA 10-METER RTTY CONTEST

**Contest Period: 1100 to  
1700 GMT September 26**

This is the third of four tests during the year sponsored by the DARC eV to promote RTTY activity on the 10-meter band. Each of the four tests is scored separately. Use the recommended portions of the 10-meter band.

#### EXCHANGE:

RST, QSO number, and name.

#### SCORING:

Each station can be contacted only once. Each completed 2 x RTTY QSO is worth 1 point. Multipliers include the WAE and DXCC lists and each district in W/K, VE/VO, and VK. The final

score is the total number of QSOs times the total multiplier.

#### AWARDS:

Plaques will be awarded to the leading stations in each class with a reasonable score present. Operating classes include: Class A for single- or multi-operator stations and Class B for SWLs.

#### ENTRIES:

Logs must contain name, call, and full address of participant. Also show class, times in GMT, exchange, and final score. SWLs apply the rules accordingly. Logs must be received within 30 days after each test. Send all entries to: Klaus K. Zielski DF7FB, PO Box 1147, D-6455 Erlensee, West Germany.

The remaining contest period is on November 8th.

#### MAINE QSO PARTY

**Starts: 2300 GMT September 26  
Ends: 2359 GMT September 27**

Sponsored by the Portland Amateur Wireless Association, the contest is open to all. Stations may be worked once on

phone and once on CW, for each band.

#### EXCHANGE:

RS(T), serial number, and state, province, country, or Maine county.

#### FREQUENCIES:

SSB—1815, 3930, 7280, 14280, 21380, 28580; CW—1805 and 55 kHz up from low end of band; Novice—3720, 7120, 21120, 28120.

#### SCORING:

Complete QSOs count 3 points. Out-of-state stations multiply the total number of QSO points by the number of Maine counties contacted (maximum of 16). Maine stations multiply the total number of QSO points by the sum of Maine counties, states, provinces, and countries.

#### ENTRIES:

Mail entries by December 1st to PAWA, Box 1605, Portland ME 04104. Applications for the Worked All Maine Counties award may go to the same address.

## HAM HELP

I need a schematic and service manual for an HF receiver unit of Model RBM-3 radio equipment type CCT-46077. I will pay for schematic/manual (or copy) or I can copy and return original. Thank you.

**Larry Steele K0UKO**  
5060 Chickweed Dr.  
Colorado Springs CO 80917

I need instruction manuals for the Realistic DX-160 and the Allied Radio 2589 receiver. I will pay postage for photocopies or originals. I also need a Knight T-60 transmitter unit and schematic.

**Kevin Neal**  
Rte. A, Box 221A  
Flippin AR 72634

I need some help in obtaining the following books: *Radiotelegraph Operator's License Q&A Manual* by Milton Kaufman and *Radio Operating Questions &*

*Answers*, 15th Ed, 1977, by Jules L. Hornung and Alexander A. McKenzie. I will gladly pay for these books if someone could provide me with a source for them. Also, if there are any Maritime Radio Officers going to be in port in Athens, Greece, drop me a line. Thanks.

**SSG Gary S. O'Neal**  
HHD, 558th USAAG  
APO NY 09253

I desperately need a source of tubes for my linear. It uses surplus-type RK-65s. If anyone can help me I will certainly appreciate it. Thanks.

**Larry Ennis K8AXS**  
394 Leota  
Union Lake MI 48085

I would like very much to obtain an instruction, operator's, or service manual for a DSI frequency counter, model no. 3600. This unit was manufactured by

Diversified Security Industries, San Diego CA 92111. I think that perhaps the company has gone out of business; my letters have been returned. Can anyone help me out?

**Mr. Lawrence Neel, Jr. W8PKV**  
1236 Bondick Dr.  
Cincinnati OH 45230

I need a manual and schematic on an Itron model 680 frequency counter/timer. I will pay for manual or copy or will copy and return. Any help will be appreciated.

**J. O. Dickinson W4LLF**  
1408 Monmouth Court West  
Richmond VA 23233

## CORRECTIONS

There is an error in my article on the Robot 800H specialty terminal in the August, 1981, issue. On page 92, column 4, the sentence begun in the seventh line from the bottom should read: "Word mode sends each word as it is completed *when* the Model 800 detects a space."

**Wayne E. Elseth WB9PKD**  
Carbondale IL

In my review of *Guide to RTTY Frequencies* in the August, 1981, 73, my address was incorrect. The street address should

be 204 Dellwood Drive.

**Dennis G. Brewer K8DIU/4**  
Greenville NC

#### NOISE BRIDGE PARTS KIT

A complete kit of parts, including PCB and cabinet, for a noise bridge similar to the one shown in Fig. 2, p. 41, of the August issue, is available for \$31.95 plus \$2.50 shipping from Radiokit, Box 4115, Greenville NH 03048. The bridge covers 1.5 to 30 MHz with a resistive range of 0 to 250 Ohms and a reactive range of -180 to +180 Ohms.

mind. All functions are keyboard-controlled, involving pressing the control key and one of the keys on the top row of the keyboard. Unshift-on-space can be selected in the Baudot mode and automatically resets the receive circuitry to LTRS (letters) case when a space character is received. Sync idle (often referred to as "diddle") can be switched on or off in all modes, and causes a non-printing character to be transmitted when your typing rate is slower than the transmit-output rate.

Unlike mechanical RTTY terminals, the DS2050 does a lot of the drone work for you. Start typing, and it keys the transmitter. Stop, and the transmitter shuts off. Word wrap-around is provided in both transmit and receive. In transmit, if you are typing along and come to the end of the line, the computer will bump the word to the next line and insert a carriage return, line feed, and LTRS shift. In addition, when the ENTER key is pressed, a carriage return, line feed, and LTRS shift is generated. In receive, whenever a line feed is received, a carriage return is performed as well. What all this boils down to is that you sit there and type your message and the computer takes care of the rest.

Test messages are generated by pressing CONTROL and one other key. Hit the RY key, and an entire line of RYRY will bless the eyes and ears of others on the same frequency. The same with the traditional Quick-Brown-Fox message. The CQ button generates a bunch of CQs in the blink of an eye. These are augmented by two 32-character ID message buffers which must be loaded each time the system is turned on. The first buffer is used also for

the CW ID, so I usually program a short message like DE KA1LR into that. The second buffer is used only for RTTY ID, so I often program something like KA1LR "PAUL" HARRISVILLE NH.

The ability to type a message for transmission while receiving (pretyping) is almost a necessity, and the 2050 can do it, although in a limited fashion. There is a hidden buffer that will hold 255 characters, and it can be typed into at the same time you are receiving a message.

Transmitted text is printed dimmer on the screen than received text, and you can type straight in while receiving, but since it mixes the transmit text in with the receive text, it makes it all a little hard to read. Mind you, it will be sent correctly—it just looks a little strange. In short, the 2050 offers two varieties of pretyping, but neither is quite as convenient as terminals with split-screen operation.

If your typing is as bad as mine, you'll appreciate the DS2050's approach to sending text. It is word-oriented and always stays at least one word behind your typing. As you type a sentence, if you are typing slower than the unit can send, it will stop before the word you are typing and wait until you hit the space bar to send it. This allows you to go back and correct spelling mistakes before the word goes out. A nice touch!

The receive mode works beautifully. The ST5000 demodulator can decode tones I can barely hear and dutifully ignores a fairly high level of QRM. It will tune either 170- or 850-Hz shifts, so you'll be at home both on the HF bands and two meters. Tuning is easily accomplished with the large meter on the top of the unit. Pick up a cheap scope at the next hamfest,

and you'll be able to plug it into the 2050 and tune even more accurately.

For those of us who like to leave our equipment on all of the time and tuned to a specific frequency, auto-start is included. Both mark and space tones must be present for 3.5 seconds before anything will appear on the screen, effectively preventing garbage from being printed. You'll need a standard teleprinter with loop keying for hard copy if you don't want to miss anything!

Keeping track of the status of all the functions is rather important. The top line of the screen serves as a status indicator, and I find myself looking at it frequently to make sure I'm using the right code, speed, and transmit mode. Unfortunately, one of the two things I don't like about the 2050 involves the status line. It is bumped off when the screen fills with text, and to get it back, you must enter a control code. The status line will disappear again as soon as another line of text is started. No doubt this was done to allow as much text as possible to appear on the screen at one time, but I suspect most of us would gladly sacrifice a line of text to see the status line there all the time.

The other thing I would like to see changed is the number of options we have for keying a transmitter. Currently, you can transmit RTTY anyway you like as long as it is AFSK. Adding TTL- and RS232-level FSK is an easy modification since both are present on the demodulator board. Pick up the signal your rig needs off the board, bring it out to a phono jack on the back panel, and you'll be enjoying the benefits of direct FSK. Considering the large number of transceivers that

include an FSK circuit, it would be nice if HAL made FSKing more accessible in future evolutions of the box.

RTTY equipment manuals have generally been better than those supplied with other amateur equipment, and the 57-page tome packed with the DS2050 is no exception. It could easily serve as a textbook for those who know absolutely nothing about RTTY. The instructions for the terminal itself are very complete, but HAL goes on to explain the theory behind RTTY, how to choose a transmitter and receiver for RTTY, how to tune signals, and even how to interface your standard TV set to the terminal.

### On The Air

The DS2050 looks pretty good on paper, but it does even better in actual use. It's amazing how annoying even minor glitches can be in a piece of ham gear, but my blood pressure has stayed at normal levels throughout the months I've had the HAL. The keyboard has a satisfying feel and there is absolutely no key-bounce. The RFI that has plagued some of the computer/interface combinations I have used is completely absent. If you have never tried sending CW on a keyboard, you owe yourself a session on this machine. You type at any speed you like, and out comes perfectly-spaced CW. Hard to beat! We didn't test the CW-receive option, but for those who are interested, it's available.

Turning to RTTY, the phrase that immediately comes to mind is "rock-solid." The demodulator that HAL included may not be the fanciest board available, but it has never let me down, and the various control functions are so easy to use that you don't even need a cheat sheet to re-



member what does what.

The DS2050 is tailor-made for the ham who wants a high-performance RTTY/CW terminal at a reasonable price. Best of all, the circuitry is straightfor-

ward enough to allow us compulsive hardware hackers to enjoy ourselves without getting into too much trouble. If you are looking for SELCAL, message buffers, mailbox operation, or

WRU, you'll want to look at one of the more expensive stand-alone units, or a computer/interface combination. For good basic performance that doesn't require a lot of fussing and cussing,

you won't find a better deal than the HAL DS2050. For more information, contact *HAL Communications Corp., Box 365, Urbana IL 61801*. Reader Service number 477. ■

### FRG-7700 from page 30

sufficient to fire the imagination of all but the most jaded ham or SWL. Separate terminals are provided for shortwave and medium-wave antennas, as well as an SO-239 connector for shortwave antennas fed with 50-Ohm coaxial cable. Unfortunately, the shortwave and medium-wave antennas cannot be connected at the same time, so you have to mess around behind the rig every time you want to do a bit of broadcast-band DXing. Not to be neglected is the mute terminal, allowing the rig to be used easily with a transmitter.

Relay outputs from the clock are provided in phono-jack form, one with normally-open contacts, the other with normally-closed. Timer control of a tape recorder is a snap, banishing the usual kludge of control wires and relays forever. A DIN-plug accessory socket allows access to agc voltage, ground, mute output, and 11 V dc. There are no suggestions for the use of this socket in the instruction manual, but you can surmise that it might be used with an accessory pre-amp or converter. The receiver is equipped with a hefty three-wire line cord, and travelers will appreciate the four-position ac voltage selector. It is with great sadness that I report the lack of a dc power input. A cursory examination of the schematic offers little hope for a simple mod to allow operation from a 12-V dc power source. If, like me, you dream of having a general-coverage re-

ceiver bouncing around beneath the dashboard of your automobile, you'll have to look elsewhere. The final two items of interest on the rear panel are the external speaker jack and a switched front-end attenuator.

### In Use

The proof of the pudding is, of course, not what goes into the dish, but how well it fares on the table. The Yaesu FRG-7700 does very well, thank you! How such a radio turns out depends to a great extent on the design philosophy of its engineer(s), and whoever is responsible for this receiver generally made all the right decisions. For example, many general-coverage receivers are designed to be used with minimal antennas. When faced with a real antenna, they often manifest an embarrassing array of overload-related problems. Connected to the 30-foot length of wire supplied with the set, the 7700 performed far better than my Sony ICF-5900W, but it really comes into its own with a longwire or dipole attached. Sensitivity in the SSB mode is rated at 0.5  $\mu$ V between 2 and 30 MHz, and operation gave no reason to question this figure.

The choice of three levels of AM selectivity is extremely helpful. When listening to strong stations like the BBC, the medium level seems just right. The narrow mode removes the various whistles and splatter that threaten to overcome weaker stations like Radio Cairo or Radio Free Grenada, but with a noticeable restriction of audio

response. The wide mode was too wide for use in the shortwave spectrum, although domestic broadcast listeners should find it useful. Audio quality in general is good—a reasonable compromise between a desire for high fidelity and the need for intelligibility in a shortwave receiver. The tone control is of the high-cut variety, rolling off treble as it is turned counterclockwise.

For those hams who operate more phone than CW, the 7700 could serve as a very passable backup receiver. As mentioned earlier, a mute terminal is provided, allowing interface with most transmitters and transceivers. Four 1N60 diodes are used as a diode-ring product detector for SSB and CW demodulation. True, its 2.7-kHz selectivity in these modes will keep the 7700 from endangering sales of anyone's ham-bands-only equipment, but it is nice to know that the 7700 can be pressed into service in an emergency. As expected from a synthesized receiver, mechanical and electronic frequency stability was excellent. Minor earthquakes should cause no instability in this radio, and radioteletype aficionados won't be frustrated by tones that mysteriously drift out of the passband of their demodulators.

Certainly the most unusual feature of the FRG-7700 is its memory option. At first, I had some qualms about an accessory that cost more than the entire receiver I used previous to the 7700's arrival, but after using it, the digital mem-

ory feature has proved to be extremely useful. I program the first six memories with shortwave broadcast stations that I listen to in the morning, and the other six with stations I like to hear at night. I am a confirmed BBC addict, so four of the 12 memories contain BBC frequencies, which allows me to instantly select the one that suffers the least interference and has the best path to my part of the country at any particular time. Broadcast DXers looking for a rare and hard-to-hear station might program a couple of frequencies where the station should appear, and check back frequently to see if it is readable. Best of all, these memories are retained if you unplug the radio to move it or the power fails, as long as you install three penlight cells in the holder accessed through a port in the bottom of the radio.

While the memory unit is an extremely useful accessory, it could stand some improvement. An annoyingly loud transient occurs whenever the Memory switch is rotated or the MR button is pushed. Moreover, alignment of the circuitry is rather critical—after using the receiver for a while, it no longer memorized the exact frequency I wanted. It would be either 100 Hz high or 100 Hz low. Resolution of the problem involves a simple adjustment inside the rig, but it would be nice if it weren't necessary at all. Even with these shortcomings, the digital memory option is an extremely useful feature, and for many it will

be worth the extra cash demanded for it.

The noise blanker performed as expected, with time constants designed for suppression of ignition noise, rather than the woodpecker. The agc action was just right, without the extremely long hang times found on certain competitive receivers. The attenuator is a variable control with most of its action at the beginning of its travel. The control quickly arrives at an unusably high level of attenuation, and it would be nice to see the range of control expanded a bit, even if it does lessen the ultimate attenuation somewhat.

While it may be a small loss, the function of the analog dial is mostly cosmetic. It is easily knocked out of calibration while tuning and, consequently, is of

questionable value. About the only use I could think up for it is keeping rough track of where the main dial is when the digital readout is displaying a memory frequency. Happily, the digital dial works beautifully, and when I use the 7700 as a clock radio, its warm brown glow doesn't keep me awake like some of the blue displays I have seen.

One little-known accessory that I find extremely useful is the FRT-7700 antenna tuner, designed specifically for use with the 7700 receiver. The 7700 is very sensitive to antenna impedance, and the tuner can peak up the signal from a mismatched antenna by several S-units. Unless you have cut a dipole for every band that you listen to, the tuner is good to have in-line. For those of us with

overload problems, there is a zero-to-60-dB attenuator, and the separate 150-to-500-kHz antenna input has a two-section low-pass filter to reject shortwave broadcast signals. Beyond such practical considerations, the tuner is a very attractive box of parts, and its price tag is low enough to assuage any guilt over the slight self-indulgence.

If you frequently read the reviews in this magazine, you will know that we complain about the quality of a lot of the manuals that are provided with the ham equipment we see. Yaesu's manuals have been steadily improving and the one packed with the 7700 is excellent. The installation and use section is well written, and the novice ham or beginning shortwave listener will appreciate the section

on the basics of radio propagation. Large foldout schematics are printed on heavy paper, and there are circuit descriptions, maintenance and alignment procedures, and a complete parts list.

### Conclusion

The FRG-7700 is a receiver that I can easily recommend to anyone who is looking for a competent shortwave receiver for general use. It is as free from quirks and idiosyncrasies as one can hope for, comparing favorably with receivers that cost considerably more. For shortwave listening, broadcast DXing, and back-up use in the ham shack, this receiver is at the top of its class! For further information, contact Yaesu Electronics Corp., 6851 Walthall Way, Paramount CA 90723. Reader Service number 476. ■



Reprinted from the Federal Register

#### Frequency Allocations and Radio Treaty Matters; Amateur Radio Service; Rules To Revise Power Limitations in a Specific Frequency Band

AGENCY: Federal Communications Commission.

ACTION: Final rule.

SUMMARY: This document amends the Commission's rules to revise power and geographic restrictions for amateur radio stations operating in the 1800-2000 kHz band. This action was taken to relieve unnecessary operation restrictions.

EFFECTIVE DATES: June 10, 1981.

ADDRESS: Federal Communications Commission, Washington, D.C. 20554.

FOR FURTHER INFORMATION CONTACT: Nancy A. Krieger, Private Radio Bureau, Washington, D.C. 20554, (202) 632-4964—Room 5202(H).

SUPPLEMENTARY INFORMATION:

#### Order

Adopted: May 21, 1981.

Released: June 1, 1981.

By the Commission: Chairman Fowler abstaining from voting; Commissioner Jones absent.

In the Matter of Amendment of Rule Sections 97.61(a) and (b)(2) of the amateur radio service rules to revise power limitations in the 1800-2000 kHz band; amendment of § 2.106, table of frequency allocations; FCC 81-251.

1. On July 17, 1980, the Commission received a Request for Agency Action

from the American Radio Relay League, Inc. (ARRL). The ARRL, in its Request, asked the Commission to delete § 97.61 (b)(1) and (b)(2) of the Amateur Radio Service Rules by issuance of an Order. The ARRL believes that such an Order would greatly benefit the Amateur Radio Service community by encouraging innovation and experimentation in the 1800-2000 kHz band (also known as the 160 meter band). Also, the ARRL states that these rule sections currently provide protection to long-range aid to radio navigation (LORAN-A) systems from amateur radio interference. Since LORAN-A is being terminated, the League feels there is no longer a need for § 97.61 (b)(1) and (b)(2). The Amateur Radio Service shares the 160 meter band on a secondary basis. § 97.61(b) places transmitter power and geographic restrictions on amateur radio operations in the 160 meter band to prevent interference to LORAN-A. The ARRL states that the Commission can amend its rules by Order because "Footnote NG15(b) . . . empowers the Commission to terminate the restrictions of Section 97.61 (b)(1) and (b)(2) . . . without the necessity of rulemaking or other procedural steps prescribed by the Administrative Procedures Act."

2. On November 26, 1980, the United States Coast Guard sent a Memorandum to the Secretary for the interdepartment Radio Advisory Committee (IRAC) stating that the Coast Guard planned to cease LORAN-A operations in the United States by the end of 1980.

#### PART 2—FREQUENCY ALLOCATIONS AND TREATY MATTERS; GENERAL RULES AND REGULATIONS

##### Appendix

A. Part 2 of Chapter I of Title 47 of the Code of Federal Regulations is amended, as follows:

In Section 2.106, under the heading NG Footnotes, amend Footnote NG 15

subparagraph (a)(4) by the existing Table and adding the following Table: § 2.106 Table of frequency allocations.

NG Footnotes

- NG 15 (a) \* \* \*
- (1) \* \* \*
- (2) \* \* \*
- (3) \* \* \*
- (4) \* \* \*

State(s)	Maximum DC plate input power in watts (kilohertz)			
	1900 to 1925	1925 to 1950	1950 to 1975	1975 to 2000
	Day/night	Day/night	Day/night	Day/night
Maine, Massachusetts, New Hampshire, Rhode Island	100/25	0	0	100/25
Connecticut, Delaware, Maryland, New Jersey, New York, Pennsylvania, Vermont	200/50	0	0	200/50
Kentucky, North Carolina, Ohio, South Carolina, Tennessee, Virginia, West Virginia	500/100	0	0	500/100
Florida, Georgia, Illinois, Indiana, Michigan, Wisconsin	500/100	100/25	100/25	500/100
Alabama, Arkansas, Iowa, Minnesota, Mississippi, Missouri	1000/200	200/50	200/50	1000/200
The remainder of the States and territories	1000/200	1000/200	1000/200	1000/200

#### PART 97—AMATEUR RADIO SERVICE

B. Part 97 of Chapter I of Title 47 of the Code of Federal Regulations is amended, as follows:

1. In Section 97.61 paragraph (a) is amended by removing the first line of the Table and replacing it with the following two lines:

§ 97.61 Authorized frequencies and emissions.

(a) \* \* \*

Frequency band	Emissions	Limitations (see paragraph (b))
1800 to 1900	A1, A3	
1900 to 2000	A1, A3	1, 2

2. In Section 97.61 subparagraph (b)(2) is amended by removing the existing Table and replacing it with the following Table:

§ 97.61 Authorized frequencies and emissions.

- (b) \* \* \*
- (1) \* \* \*
- (2) \* \* \*

State(s)	Maximum DC plate input power in watts (kilohertz)			
	1900 to 1925	1925 to 1950	1950 to 1975	1975 to 2000
	Day/night	Day/night	Day/night	Day/night
Maine, Massachusetts, New Hampshire, Rhode Island	100/25	0	0	100/25
Connecticut, Delaware, Maryland, New Jersey, New York, Pennsylvania, Vermont	200/50	0	0	200/50
Kentucky, North Carolina, Ohio, South Carolina, Tennessee, Virginia, West Virginia	500/100	0	0	500/100
Florida, Georgia, Illinois, Indiana, Michigan, Wisconsin	500/100	100/25	100/25	500/100
Alabama, Arkansas, Iowa, Minnesota, Mississippi, Missouri	1000/200	200/50	200/50	1000/200
The remainder of the States and territories	1000/200	1000/200	1000/200	1000/200

However, LORAN-A operations by other countries may continue until December 31, 1982.<sup>1</sup> The Coast Guard recommended changes to Section 97.61(b)(1) and (b)(2) of the Commission's Rules. The IRAC approved the Coast Guard plan and forwarded it to the Commission in December, 1980. The Commission can incorporate the Coast Guard recommendations for § 97.61(b)(2) into its Rules. However, we must retain Rule Section 97.61(b)(1) since protection should still be provided for LORAN-A stations operated by Canada.

3. Therefore, by this Order, Rule Section 97.61(a) is revised to reflect a reduction in the restrictions on amateur radio operation in the 160 meter band. Rule Section 97.61(b)(1) remains because amateur radio stations should not

<sup>1</sup> See discussion of results of 1979 World Administrative Radio Conference in paragraph 4.

interfere with the remaining LORAN-A operations. The Table in Rule Section 97.61(b)(2) is revised to reflect the new power limitations for amateur radio operation in the 160 meter band. In addition, we are amending Rule Section 2.106, Table of Frequency Allocations, Footnote NG15(a)(4) to reflect the new power limitations for amateur radio operation in the 160 meter band.

4. The 1979 World Administrative Radio Conference (WARC) in Geneva, decided that Loran-A operations in the 160 meter band in Region 2 (the Americas) would terminate by December 31, 1982. It made an exclusive allocation to the amateur radio service at 1800-1850 kHz and a shared allocation to the service as one of five primary services at 1850-2000 kHz. However, the Final Acts of the Conference are not scheduled to become effective until January, 1982 for those countries who have ratified the treaty.

Further, after the United States does ratify the treaty, public consultation may be necessary through the rulemaking process before specific provisions can be incorporated into the domestic Rules. Therefore, the rule amendments adopted in this Order may be effective only for a short interim period.<sup>2</sup> Consequently, Amateur radio operators are cautioned not to invest heavily in equipment which can only be used for this frequency band because there is no guarantee as to the final provisions for the Amateur Radio Service in the 160 meter band.

5. The specific rule amendments that we are adopting are set forth in the Appendix. Authority for the

<sup>2</sup> The First Notice of Inquiry in Docket No. 80-739, Implementation of the Final Acts of the World Administrative Radio Conference, proposed an exclusive allocation to the amateur service at 1800-1900 kHz and an exclusive allocation to the radiolocation service at 1900-2000 kHz, along with suppression of the footnote NG15.

amendments is contained in Sections 4(i) and 303(r) of the Communications Act of 1934, as amended. We are dispensing with the prior notice and public procedures provisions of the Administrative Procedures Act as impracticable (see 5 U.S.C. 553(b)(3)(B)) in view of the short period of time that these frequencies are likely to be available.

6. Accordingly, it is ordered effective June 10, 1981 that Parts 2 and 97 of the Commission's Rules are amended as set forth in the attached Appendix.

7. It is further ordered that this proceeding is terminated.

8. Information concerning these rule changes may be obtained from John B. Johnston, (202) 632-4964.

(Secs. 4, 303, 307, 48 Stat., as amended, 1066, 1082, 1083; 47 U.S.C. 154, 303, 307)

Federal Communications Commission.  
William J. Tricarico,  
Secretary.

## AWARDS

Bill Gosney KE7C  
Micro-80, Inc.  
2665 North Busby Road  
Oak Harbor WA 98277

It is hard to believe, but two years have passed since our initial announcement of the famous *73 Magazine* Awards Portfolio. During this period, we've seen the program grow significantly to become one of the most sought-after challenges facing amateurs today.

Consisting of six domestic incentives and five DX achievement programs, the awards portfolio has captured the interest of almost everyone on the bands, whether you are a rag chewer or a big-time contester.

In the paragraphs to follow, I am listing the awards individually. Read through the rules with caution. The requirements are not as easy as one might first imagine. We want our award recipients to realize they had to *earn* their recognition, and therefore have designed each award to be somewhat of a challenge. Here are the five DX awards.

### 73 DX COUNTRY CLUB AWARD

1. Sponsored by the editors of *73 Magazine*, the 73 DX Country Club Award is available to licensed amateurs throughout the world.

2. To be valid, all contacts claimed must be made in a *single calendar year* (January 1 through December 31), beginning January 1, 1979.

3. This award is issued for All Phone, All CW, and Mixed Modes. Should the applicant wish to recognize a single-band or mixed-band accomplishment, merely state your request when submitting your application.

4. To qualify for any of the 73 DX Country Club Awards, a minimum of 73 DX countries must be worked and confirmed from the *73 Magazine* WTW (Work the World) DX Listing which appears elsewhere in this column. Once again, all contacts must be made in the same calendar year for which application is made.

5. Annual endorsement stickers are available for each succeeding year in which application is made and showing a minimum of 73 countries worked.

6. To apply, prepare a list of claimed contacts in prefix order. Include each station's callsign, date and time in GMT, mode, and band of operation.

7. Do not send QSL cards! Have your list of contacts verified by two amateurs, a local club secretary, or by a notary public.

8. Award fee is \$4.00 or 12 IRCs for each award. Endorsements are granted for a fee of \$2.00 or 6 IRCs.

9. For All 73 award applications: Enclose your verified list and award fee(s) to: Bill Gosney KE7C, 73 Awards Editor, 2665 North Busby Road, Oak Harbor, Whidbey Island, Washington 98277 USA.

### DX CAPITALS OF THE WORLD AWARD

1. Sponsored by the editors of *73 Magazine*, the DX Capitals of the World Award is made available to licensed amateurs the world over.

2. To be valid, all claimed contacts must be made on or after January 1, 1979. There are no band or mode restrictions, but special recognition will be given for single band or mode accomplishments if requested in the application.

3. To qualify, applicants must work and confirm fifty (50) different capital cities of the world. Only capitals of those countries

which appear on the WTW DX Listing qualify. Should a country be contacted and its capital city is not commonly known, you may list it on your application and the awards editor reserves the right to make a final determination as to its acceptance for award credit.

4. To apply, make a list of contacts made in prefix order. Indicate the station callsign, date and time in GMT, band and mode of operation, the name of the capital city, and the DX country.

5. Do not send QSL cards! Have your list of contacts verified by two amateurs, a radio

# DX COUNTRY CLUB

73 Awards Program

Number \_\_\_\_\_  
This certifies that Amateur Radio Station \_\_\_\_\_

Has submitted evidence of confirmed contact via Amateur Radio with at least 73 DX Countries in one calendar year.  
This station is hereby recognized as a bona fide member of the 73 DX Country Club as a result of this operating achievement.

Signed: *Wesley Green* Date issued: \_\_\_\_\_  
Band: \_\_\_\_\_ Mode: \_\_\_\_\_

Annual Endorsements

73 Magazine  
Awards Program



Presented to Amateur Radio Station \_\_\_\_\_

In recognition of confirmed contact with the  
Capital Cities of 50 DX Countries

Award# \_\_\_\_\_ Date: \_\_\_\_\_

Endorsements: \_\_\_\_\_

Signed: *Wayne Green*

club secretary, or a notary public. The award fee is \$4.00 or 12 IRCs.

**TEN-METER DX  
DECADE AWARD**

1. Sponsored by the editors of *73 Magazine*, the Ten-Meter DX Decade Award is available to licensed amateurs worldwide.

2. All contacts must be made on the 10-meter band using only channelized converted Citizen-Band equipment or similar type commercial units operating a maximum of 15-Watts PEP out-

put. External amplifiers may not be used.

3. To be eligible for this award, all contacts must be made on or after October 1, 1978. Contacts may be claimed for all AM, SSB, CW, or FM. Mixed-mode accomplishments are not valid for this award.

4. To qualify, the applicant must work and confirm at least ten DX countries from the WTW (Work the World) Listing. Endorsements will be given for 25, 50, 75, and 100 countries confirmed.

5. To apply, make a list of contacts claimed, giving the call-sign of each station worked in prefix order. Include the date and time in GMT, band, mode, and a brief description of the equipment used in making each contact. Special recognition will be given for QRP mobile achievements.

6. Do not send QSL cards! Have your list of contacts verified by two amateurs, a local radio club secretary, or by a notary public. The award fee is \$4.00 or 12 IRCs.

GMT, the band and mode of operation, and a signed declaration as to the type and description of equipment and antenna system utilized to make your contacts.

5. Do not send QSL cards! Have your list verified by two amateurs, a local club secretary, or a notary public.

6. The award fee is \$4.00 or 12 IRCs.

**SPECIALTY  
COMMUNICATIONS  
ACHIEVEMENT AWARD—  
CLASS A**

A significant number of amateurs throughout the world find their primary interest in the operation and development of specialty-type communications. It is the efforts of these many pioneers in their respective fields which have created many state-of-the-art improvements in technology today. The editors of *73* wish to recognize those amateurs who make positive steps toward expanding the use of their respective mode or type of amateur operation. As a result, in the paragraphs to follow, learn of our latest communications award, dedicated to "communicator specialists."

To be eligible for the award, all contacts must be made on or after January 1, 1980. In addition, only communications via SSTV, RTTY, EME (Earth-moon-Earth) and/or OSCAR satellite will be recognized for this award. Contacts between stations on OSCAR or EME may be made using any authorized mode allowed in your country. Applicants are cautioned however, that mixed-mode contacts are not valid.

To qualify, applicants must work and confirm contact with each of the 50 US states. There

**SPECIALTY  
COMMUNICATIONS  
ACHIEVEMENT AWARD—  
CLASS A-1**

1. Sponsored by the editors of *73 Magazine*, this award is dedicated to amateurs worldwide who take pride in active participation in the field of specialty communications.

2. To be eligible for this award, some very rigid requirements must be met. All contacts must be made on or after January 1, 1980. Only communications via SSTV, RTTY, EME (Earth-moon-Earth), and/or OSCAR will be recognized for award credit. Contacts between stations on OSCAR and EME may be made using any mode authorized in your country. Applicants must be cautioned, however, that mixed-mode contacts are not valid.

3. To qualify, applicants must work a minimum of 10 DX countries from the WTW DX Listing. Special recognition will be made for those exceeding the 10-country minimum.

4. To apply, the applicant must prepare a list of claimed contacts in call-sign prefix order. Include the date and time in

**DX Decade Award**

Whereas: Continued activity on all amateur bands is vital to the preservation of those bands for amateur use; and

Whereas: It is particularly desirable to encourage utilization of the 10 Meter Band; and

Whereas: The applicant has demonstrated the ability to communicate on the 10 Meter Band using channelized AM equipment;

**73 Magazine** hereby presents this award  
to station \_\_\_\_\_

in recognition of communication with at least 10 foreign countries.

Date: \_\_\_\_\_ signed: *Wayne Green*

Certificate # \_\_\_\_\_ Wayne Green

73 Magazine

**SPECIALTY  
COMMUNICATIONS  
ACHIEVEMENT  
AWARD**

Class \_\_\_\_\_

Is issued to Amateur Radio Station \_\_\_\_\_

In recognition of outstanding communications achievements via amateur radio's most unusual modes.

Award number \_\_\_\_\_ Date: \_\_\_\_\_

Band: \_\_\_\_\_ Mode: \_\_\_\_\_

Signed: *Wayne Green*

are no band requirements, but specific band accomplishments will be recognized if requested at the time of application.

To apply, applicant must prepare a list of claimed contacts in alphabetical order by state. Include the date and time in GMT, the band and mode of operation, and a signed declaration of the type and description of equipment and antenna system utilized.

Do not send QSL cards! Have your list verified by two amateurs, a local radio club, or a notary public. Enclose with your application a \$4.00 award fee or 12 IRCs.

### WORK THE WORLD DX AWARD

To enhance the enjoyment of working DX, the editors of 73 Magazine take special pleasure in introducing the most complex and probably the most sought-after award in existence today—the Work the World DX Award.

1. The WTW Award is available to licensed amateurs the world over.

2. To be valid, all contacts must be made on or after January 1, 1979. There are no band or mode restrictions, but applicants will be given recognition for single-band or -mode achievements upon their request. Only DX countries shown on the WTW DX Listing qualify.

3. The Work the World program consists of six continental awards (North American, South American, European, Oceanic, Asian, and African), each of which is a worthy accomplishment on its own. Once application has been made for all six, the ultimate award, the Work the World DX Award, will be issued automatically without charge. The operator who earns WTW recognition has truly "worked the world."

4. Requirements for the individual Continental awards: North American Award—work 13 North American countries; South American Award—work 12 South American countries; European Award—work 12 Eu-

73 Magazine  
WTW Awards Program

# AFRICA

Number \_\_\_\_\_  
This certifies that Amateur Radio Station \_\_\_\_\_

Has submitted evidence of confirmed contact via Amateur Radio with 12 or more countries on the Continent of Africa as defined by the Work the World Countries List.  
The Africa Award is issued in recognition of this superior DX operating achievement.

Signed: *Mary Jo Green* Date issued: \_\_\_\_\_

Endorsement: \_\_\_\_\_

ropean countries; Oceanic Asian countries; African Award—work 12 Oceanic countries; Asian Award—work 12 African countries.

73 Magazine's  
WTW Awards Program

## WORK THE WORLD AWARD

This document certifies that  
Amateur Radio Station \_\_\_\_\_

Has fulfilled the minimum requirements set forth in the rules of the Work the World Award by confirming contact with at least 73 DX Countries on the World's Six Continents, as follows:

13 North American Countries	12 European Countries	12 Asiatic Countries
12 South American Countries	12 African Countries	12 Oceanic Countries

In recognition of this remarkable and difficult accomplishment in DX operation, the Editors of 73 Magazine proudly issue this Award.

Date issued: \_\_\_\_\_ Award number: \_\_\_\_\_

Endorsement: \_\_\_\_\_ Signed: *Mary Jo Green*

73 Magazine  
WTW Awards Program

# OCEANIA

Number \_\_\_\_\_  
This certifies that Amateur Radio Station \_\_\_\_\_

Has submitted evidence of confirmed contact via Amateur Radio with 12 or more countries of Oceania as defined by the Work the World Countries List.  
The Oceania Award is issued in recognition of this superior DX operating achievement.

Signed: *Mary Jo Green* Date issued: \_\_\_\_\_

Endorsement: \_\_\_\_\_

73 Magazine  
WTW Awards Program

# NORTH AMERICA

Number \_\_\_\_\_  
This certifies that Amateur Radio Station \_\_\_\_\_

Has submitted evidence of confirmed contact via Amateur Radio with 13 or more countries on the Continent of North America as defined by the Work the World Countries List.  
The North America Award is issued in recognition of this superior DX operating achievement.

Signed: *Mary Jo Green* Date issued: \_\_\_\_\_

Endorsement: \_\_\_\_\_

73 Magazine  
WTW Awards Program

# SOUTH AMERICA

Number \_\_\_\_\_  
This certifies that Amateur Radio Station \_\_\_\_\_

Has submitted evidence of confirmed contact via Amateur Radio with 12 or more countries on the Continent of South America as defined by the Work the World Countries List.

The South America Award is issued in recognition of this superior DX operating achievement.

Signed: *Wayne Green* Date issued: \_\_\_\_\_

5. To apply for any of these awards, prepare a list of claimed contacts for each continent, listing all call signs in prefix order. Include date and time in GMT, and the band and mode of operation.

6. If you are submitting the sixth award application, please emphasize this fact to speed processing of your WTW Award.

7. Do not send QSL cards! Have your list(s) verified by two amateurs, a radio club secretary, or by a notary public.

8. Each Continental Award has an award fee of \$4.00 or 12 IRCs.

Now here are the six domestic awards, also being sought after by award seekers the world over. These awards were not meant to be an overnight venture nor were they designed to duplicate any in existence today. Each offers its own degree of difficulty and creates a sense of accomplishment in those who are happy recipients.

### WORKED ALL USA AWARD

Sponsored by the editors of *73 Magazine*, the Worked All USA Award is available to licensed amateurs throughout the world. To be valid, all con-

tacts must be made on or after January 1, 1979. There are no band or mode restrictions, but single-band and single-mode accomplishments will be recognized.

If you're looking for an award with challenge, this definitely is one. To qualify, applicants must work *each of the 50 US states within the same calendar year* (January 1 through December 31). Annual endorsements will be awarded applicants who can verify their claim.

To apply, prepare a list of claimed contacts in alphabetical order by state, beginning with Alabama. List the state, the call sign of the station worked, the date and time in GMT, and the band and mode of operation.

Do not send QSL cards! Have your list of contacts verified by two amateurs, a local radio club secretary, or by a notary public.

The fee for the basic award is \$4.00 or 12 IRCs; endorsements are \$2.00 or 6 IRCs.

The Worked All USA Award, with its 12-month limitation, separates the men from the

boys! To date, only a few have mastered the 80-meter band, while 10, 15, and 20 have been more popular. Only a few applicants have mastered all states on 6 meters, and 160 meters has been conquered only once. Does your station have what it takes to Work All USA in a calendar year?

### THE Q-5 AWARD OF EXCELLENCE

If you frequent the American Novice bands, you will be pleased to hear of an exclusive award for these bands. Sponsored by the editors of *73 Magazine*, the Q-5 Award of Excellence is available to amateurs worldwide who meet the requirements.

To be valid, all contacts must be made on or after January 1, 1979. All contacts must be made operating the CW mode on those frequencies assigned the American Novice. Applicants are cautioned that power limitations are 250 Watts input. There are no band restrictions, but applicants may request special band endorsement on the award

73 Magazine  
Awards Program



# Worked all USA

This certifies that Amateur Radio Station \_\_\_\_\_

Has submitted proof of confirmed contact with all the states of the United States of America within a single calendar year. This award is issued in recognition of this operating achievement.

AWARD NUMBER \_\_\_\_\_ BAND \_\_\_\_\_  
DATE \_\_\_\_\_ SIGNATURE *Wayne Green*

73 Magazine  
WTW Awards Program

# EUROPE

Number \_\_\_\_\_  
This certifies that Amateur Radio Station \_\_\_\_\_

Has submitted evidence of confirmed contact via Amateur Radio with 12 or more countries on the Continent of Europe as defined by the Work the World Countries List.

The Europe Award is issued in recognition of this superior DX operating achievement.

Signed: *Wayne Green* Date issued: \_\_\_\_\_

Endorsements: \_\_\_\_\_

73 Magazine  
WTW Awards Program

# ASIA

Number \_\_\_\_\_  
This certifies that Amateur Radio Station \_\_\_\_\_

Has submitted evidence of confirmed contact via Amateur Radio with 12 or more countries on the Continent of Asia as defined by the Work the World Countries List.

The Asia Award is issued in recognition of this superior DX operating achievement.

Signed: *Wayne Green* Date issued: \_\_\_\_\_

Endorsements: \_\_\_\_\_

# Q-5 AWARD OF EXCELLENCE

Let It Be Known That  
Amateur Radio Station

Has confirmed contact in the American Novice Bands  
with stations in each of the 10 U.S. Call Areas,  
receiving in each case a Q-5 signal report.


Award number \_\_\_\_\_ Date: \_\_\_\_\_ Signed: *Norman Green*

Endorsements: \_\_\_\_\_

**73** Magazine

73 Magazine  
presents the

## CENTURY CITIES AWARD



has submitted evidence this date of having  
worked at least two cities in each state  
of the United States, for a total of  
100 United States cities confirmed.

Award Number \_\_\_\_\_ Endorsement: \_\_\_\_\_  
Date \_\_\_\_\_ Signed: *Norman Green*

if the request is made at the time of application.

To qualify, applicants must work all ten US call districts and receive no less than a Q-5 report. A valid RST might be 559, 539, 579, etc., while an RST of 449, 349, or 479 would not qualify.

This award is not meant to be an overnight accomplishment. Stations meeting the challenge of these requirements will be proud to display this unique award depicting the excellence and superiority of the station's transmitted signal.

To apply, prepare a list of claimed contacts, logging each contact in order of the US call district. Include the station callsign, date and time in GMT, the frequency utilized, and, most important, the RST as noted on your confirmation card. Also required is a brief description of the station equipment and antenna system utilized to complete this award.

Do not send QSL cards! Have your list verified by two amateurs, a local radio club secretary, or a notary public. Enclose with your application the fee of \$4.00 or 12 IRCs.

### DISTRICT ENDURANCE AWARD

If any of our readers feel our awards are too soft for you, take a hard look at our next award! This one was designed to appear fairly simple at first glance, but it will drive you right up the wall with frustration as it is pursued. Known as the District Endurance Award, you'll need to find yourself an accurate timepiece, as you'll have exactly sixty (60) minutes to work all ten (10) US Call Districts! Simple, huh? Can you beat the best time to date—eight (8) minutes?

Sponsored by the *73 Magazine* editors, the District Endurance Award is offered licensed amateurs throughout the world. To be valid, all contacts must be made on or after January 1, 1979. There will be no band or mode restrictions, but if you are fortunate enough to work these requirements on a single band, we will be happy to recognize this feat when processing your award.

One of the most important rules applicable to this award is that all contacts must be made independent of nets, any net-type operation, or while any contest is underway.

To qualify, applicants must work all ten US call districts in one hour or less. The time will commence the moment the first contact is established and end with the time logged for the last district required.

To apply, applicants must prepare a signed declaration that all contacts were independent of net or contest operation. Applications must include a list of stations worked in callsign order by district, the date and time worked in GMT, the band and mode of operation, and the state.

Do not send QSL cards! Have your list of contacts verified by two amateurs, a local radio club secretary, or by a notary public. Accompanying your application should be a \$4.00 award fee or 12 IRCs.

### TEN-METER 10-40 AWARD

What would an awards program be like without a QRP incentive? With 10 meters at an all-time high, the editors of *73 Magazine* take pride in announcing the Ten-Meter 10-40 Award. Designed specifically for

owners of converted Citizens-Band equipment, the Ten-Forty Award is probably the roughest worked-all-states award program in existence. Ask those who have tried numerous times and failed!

Available to licensed amateurs the world over, the award offers a challenge second to none. To be valid, all contacts must be made on the ten-meter band using only "channelized" Citizens-Band equipment or similar commercial units. Power is limited to 15-Watts PEP output. External amplifiers are prohibited.

To be eligible, all contacts must be made on or after October 1, 1978, on AM, SSB, CW, or FM modes. Mixed-mode contacts are not valid.

To qualify for this award, the applicant must work and confirm at least forty of the 50 US states. (An endorsement will be issued if all 50 states are worked.)

To apply, make a list of contacts in alphabetical order by US state beginning with Alabama.

Include the call of the station worked, the date and time in GMT, the band and mode of operation, and a brief description of the equipment and antenna system utilized.

Do not send QSL cards! Have your list verified by two amateurs, a radio club secretary, or by a notary public. The award fee is \$4.00 or 12 IRCs.

### CENTURY CITIES AWARD

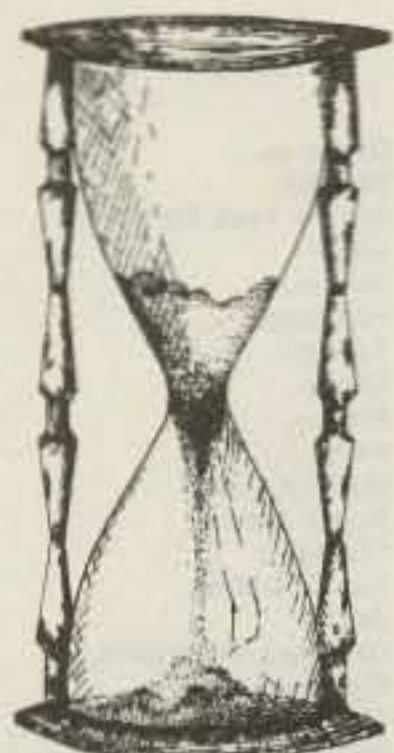
Designed as a Dual-Worked-All-USA effort, the editors present the Century Cities Award to the most demanding of amateur operators. The applicant who applies for this achievement realizes he has accomplished what is probably the greatest feat available in award programs today.

As with all 73-sponsored awards (with the exception of the ten-meter incentives) all contacts must be made on or after January 1, 1979, to be valid.

To qualify, the applicant must work and confirm a minimum of two cities or towns in each of

73 Magazine  
Awards Program

## DISTRICT ENDURANCE AWARD



This certifies that  
Amateur Radio Station \_\_\_\_\_

Has submitted proof of working all ten United States Call Districts  
in one hour or less, having done so independently of contest, list  
or net type operations, with a recorded time  
of \_\_\_\_\_ minutes.  
In recognition of this achievement award number \_\_\_\_\_  
is issued this date.

Endorsement: \_\_\_\_\_  
DATE: \_\_\_\_\_

*Norman Green*

the fifty US states, for a total of 100.

To apply, prepare a list of claimed contacts in alphabetical order, by state. As shown below, include the full callsign of the station worked, the date, the band, and the city. Beginning with Alabama, your list will look something like the following: Alabama—W4ZZZ, March 31, 1979, 14 MHz, Decatur; N4XXY, February 1, 1979, 21

MHz, Mobile; Alaska—KL7AB, January 22, 1979, 7 MHz, Anchorage; WL7WW, May 19, 1979, 28 MHz, Fairbanks; and so on.

Do not send QSL cards! Have your list of claimed contacts verified by two amateurs, a radio club secretary, or by a notary public. Enclose this list along with your award fee of \$4.00 or 12 IRCs.

For applicants of the awards offered by 73 Magazine: I would

like to give you some insight on how we process the paperwork. Upon receipt of an application, each award requirement is carefully scrutinized to see that the applicant has met each one to the letter. If approved, an award work sheet is prepared. The original copy of this and applicable award fee is mailed to Peterborough NH for the 73 Art Department to process. It is there that your award is given a

personal touch and later mailed to your door. A copy of the award work sheet is mailed to the applicant to acknowledge receipt of the application. (Should the applicant feel it necessary to follow up, he or she should write a letter to the Assistant Publisher, 73 Magazine, Peterborough NH 03458. Writing directly to 73 headquarters will speed things up since the Awards Editor does

## WTW DX LISTING

### NORTH AMERICA

C6 Bahamas  
CO Cuba  
FG Guadeloupe  
FG, FS Saint Martin  
FM Martinique  
FO Clipperton Is.  
  
FP St. Pierre & Miquelon  
HH Haiti  
HI Dominican Republic  
J3, VP2G Grenada & Dependencies  
KC4, KP1 Navassa Is.  
KG4 Guantamo Bay  
KL7 Alaska  
KP4 Desecheo  
KP4 Puerto Rico  
KS4, KP3, HK0 Serrana Bank and Roncador Cay  
  
KV, KP2 Virgin Islands  
OX, XP Greenland  
PJ6, 8 Saba Is.  
VE Canada  
VE1 Sable Is.  
VE1 St. Paul Is.  
VO Newfoundland, Labrador  
VP2A Antigua, Barbuda  
VP2D Dominica  
VP2E Anguilla  
VP2K St. Kitts  
VP2L St. Lucia  
VP2M Montserrat  
VP2S St. Vincent & Dependencies  
VP2V British Virgin Islands  
VP5 Turks and Caicos Islands  
VP9 Bermuda  
W, K, N, A United States of America  
XE Mexico  
XF4 Revillagigedo Islands  
ZF Grand Cayman Islands  
6Y Jamaica  
4U HQ, United Nations  
8P Barbados

### SOUTH AMERICA

CE Chile  
CE0A Easter Is.  
CE0X San Felix  
CE0Z Juan Fernandez  
CP Bolivia  
CX Uruguay  
FY French Guiana  
HC Ecuador  
HC8 Galapagos Is.  
HK Colombia  
HK0 Bajo Nuevo  
HK0 Malpelo Is.  
HK0 San Andres & Providencia  
HP Panama  
HR Honduras  
HR0 Swan Is.  
KZ Canal Zone  
LU Argentina  
OA Peru  
PJ Bonaire  
PJ Netherlands Antilles  
PY Brazil  
PY0 Fernando de Noronha  
PY0 St. Peter & St. Paul  
PY0 Trinidad & Martim Vaz Is.  
PZ Surinam  
TG Guatemala  
TI Costa Rica  
TI9 Cocos Is.  
VP1 Belize  
VP8 Falkland Is.  
VP8, LU South Georgia Is.  
VP8, LU South Orkney Is.  
VP8, LU South Sandwich Is.  
VP8, LU South Shetland Is.  
VP8W South Grahamland  
YN Nicaragua  
YS Salvador  
YV Venezuela  
YV0 Aves Is.  
ZP Paraguay  
8R Guyana  
9Y Trinidad and Tobago

### EUROPE

C3 Andorra  
CT Portugal  
CT2 Azores  
DA-DL Federal Republic of Germany  
DM, DT German Democratic Republic  
EA Spain  
EA6 Balearic Islands  
EI Republic of Ireland  
EJ0 Aran Is.  
F France  
FC Corsica  
G England  
GD Isle of Man  
GI Northern Ireland  
GJ, GC Jersey  
GM Scotland  
GM Orkney Islands  
GM Shetland Islands  
GU, GC Guernsey  
GW Wales  
HA Hungary  
HB Switzerland  
HB0 Liechtenstein  
HV Vatican  
I Italy  
IC Ischia  
IA Tuscan Archipelago  
IS Sardinia  
IT Sicily  
JW Bear Is.  
JW Svalbard Is.  
JX Jan Mayen  
LA Norway  
LX Luxembourg  
LZ Bulgaria  
M1 San Marino  
OE Austria  
OH Finland  
OH0 Aland Is.  
OJ0 Market Reef  
OK Czechoslovakia  
ON Belgium  
OY Faeroe Islands  
OZ Denmark  
PA Netherlands  
SM Sweden  
SP Poland  
SV Greece  
SV Crete  
SV Dodecanese  
SV Mount Athos  
TF Iceland  
UA, UK1, 3, 4, 6 European RSFSR  
UA1, UK1 Franz Josef Land  
UA2, UK2F Kaliningradsk  
UB, UK, UT, UY5 Ukraine  
UC2, UK2 White RSFSR  
UO5, UK50 Moldavia  
UP2, UK2B, P Lithuania  
UQ2, UK2G, Q Latvia  
UR2, UK2R, T Estonia  
YO Romania  
YU Yugoslavia  
ZA Albania  
ZB Gibraltar  
3A Monaco  
4U ITU, Geneva  
9A (See M1)

### ASIA

A4X Oman Is.  
A5 Bhutan  
A6X United Arab Emirates  
A7X Qatar  
A9X Bahrain  
AP Pakistan  
BV Taiwan  
BY China  
CR9 Macao  
EP Iran  
HL, HM North Korea  
HL, HM South Korea  
HS Thailand  
HZ, 7Z Saudi Arabia  
JA-JR Japan  
JR6, KA6 Okinawa (Ryukyu Is.)  
JD, KA1 Ogasawara  
JT Mongolia  
JY Jordan  
KA US Military in Japan  
OD Lebanon  
S2 Bangladesh  
TA Turkey  
UA, UK, UV, Asiatic RSFSR

### UW9-0

UD6, UK6C, D, K Azerbaizhan  
UF6, UK6F, O, Georgia  
Q, V  
UG6, UK6G Armenia  
UH8, UK8H Turkoman  
UI8, UK8I Uzbek  
UJ8, UK8J, R Tadjhik  
UL7, UK7 Kazakh  
UM8, UK8M, N Kirghiz  
VS6 Hong Kong  
VS9K Kamaran Is.  
VU India  
VU7 Andaman & Nicobar  
VU7 Laccadives  
XU Khmer Republic  
XV Vietnam  
XW Laos People's Dem. Rep.  
XZ Burma  
YA Afghanistan  
YI Iraq  
YK Syria  
1S Sprally  
4S Sri Lanka  
4W Yemen  
4X, 4Z Israel  
5B4, ZC Cyprus  
70 People's Dem. Rep. of Yemen  
824 Neutral Zone  
9H Saudi Arabia/Iraq  
9H4 Malta  
9K Gozo & Comino  
9M2 Kuwait  
9M6 West Malaysia  
9M8 North Borneo  
9N Sarawak  
9V Nepal  
Singapore  
Abu Ail, Jabal Attair

### OCEANIA

A3 Tonga Republic  
CR8 Portuguese Timor  
C2 Republic of Nauru  
DU Philippines  
FK New Caledonia  
FO French Polynesia  
FW Wallis & Fortuna Islands  
H4, VR4 Solomon Islands  
JD, KA1 Minami Torishima  
JD, 7J1 Okino Torishima  
KB, KH1 Baker, Howland, American Phoenix  
KC6 Eastern Carolines  
KC6 Western Carolines  
KG6, KH2 Guam Island  
KG6R Rota  
KG6S Saipan  
KG6T Tinian  
KH6 Hawaiian Islands  
KH7 Kure Island  
KJ, KH3 Johnston Island  
KM, KH4 Midway Island  
KP6, KH5 Kingman Reef  
KP6, KH5 Palmyra  
KS6, KH8 American Samoa  
KW, KH9 Wake Island  
KX Marshall Islands  
P2 Papua, New Guinea  
T2, VR8 Tuvalu Island  
VK Australia  
VK Lord Howe Island  
VK9 Willis Island  
VK9 Christmas Island  
VK9 Keeling, Cocos Island  
VK9 Mellish Reef  
VK9 Norfolk Island  
VK0 Macquarie Island  
VR1 British Phoenix Islands  
VR1 Gilbert Island  
VR1 Ocean Island  
VR3 Christmas Island  
VR6 Pitcairn Island  
VR7 Line Island, South and Central  
VR8 (See T2)  
VS5 Brunei  
YB, YC, YD Borneo  
YB, YC, YD Celebes  
YB, YC, YD Java  
YB, YC, YD Sumatra  
YB, YC, YD West Irian  
YJ New Hebrides  
ZK1 North Cook Island  
ZK1 South Cook Island  
ZK2 Niue Island

### ZL

ZL New Zealand  
ZL Auckland & Campbell  
ZL Chatham Island  
ZL Kermadec  
ZM7 Tokelau  
3D2 Fiji Islands  
5W Western Samoa

### AFRICA

A2 Botswana  
C5 Gambia  
C9 Mozambique  
CN Morocco  
CN2 Tangier  
CR3 Guinea Bissau  
CT3 Madeira Is.  
D2, 3 Angola  
D4 Republic of Cape Verde  
D6 Comoros  
EA8 Canary Islands  
EA9 Ceuta and Melilla  
EA9 Ilni  
EA9 Rio de Oro  
EL Liberia  
ET2 Eritrea  
ET3 Ethiopia  
FB8W Crozet  
FB8X Kerguelen Is.  
FB8Z Amsterdam & St. Paul  
FH Mayotte  
FR Glorioso Island  
FR Juan de Nova, Europa  
FR Reunion  
FR Tromelin  
H5 Bophuthatswana  
IG Lampedusa Island  
IH Pantelleria Island  
J2, FL8 Djibouti  
S7 Seychelles  
S8 Transkei  
S9 Sao Tome and Principe  
ST Sudan  
ST0 South Sudan  
SU Egypt  
TJ Cameroon  
TL Central African Empire  
TN Congo  
TR Gabon  
TT Chad  
TU Ivory Coast  
TY Benin  
TZ Mali  
VK0 Heard Island  
VQ9 Aldabra Island  
VQ9 Chagos (Diego Garcia)  
VQ9 Desroches  
VQ9 Farquhar  
XT Upper Volta  
ZD7 St. Helena  
ZD8 Ascension Island  
ZD9 Gough Island and Tristan da Cunha  
  
ZE Rhodesia  
ZS1, 2, 4, 6 South Africa  
ZS2 Prince Edward Island  
ZS2 Marion Island  
ZS3 Southwest Africa (Namibia)  
  
3B6, 7 Agalega & St. Brandon  
3B8 Mauritius  
3B9 Rodriguez Island  
3C Equatorial Guinea  
3D6 Swaziland  
3V Tunisia  
3X Republic of Guinea  
3Y Bouvet Island  
5A Libya  
5H Tanzania  
5N Nigeria  
5R Malagasy Republic  
5T Mauritania  
5U Niger  
5V Togo  
5X Uganda  
5Z Kenya  
60 Somali  
6W Senegal  
7P Lesotho  
7Q Malawi  
7X Algeria  
8Q, VS9 Maldive Islands  
9G Ghana  
9J Zambia  
9L Sierra Leone  
9Q Republic of Zaire  
9U Burundi  
9X Rwanda



not retain your paperwork once the request for issuance is mailed.)

We hope you enjoy the challenges of the 73 Awards Program and will share its rules with your amateur friends. While we hope you all will pursue the objectives these awards have to offer, we also hope you will send any information you might have on other award programs which have never appeared between the covers of this magazine. Looking through my files, I see where we have gone many many months without duplicating information on a single award. Our files are getting bare, however, and it is the input of readers that keeps the image of this column original and creative. If your club has an award it sponsors, why not share it with our thousands of readers?

#### **JERSEY DEVIL STATION W2JUG TO OPERATE HALLOWEEN**

The West Jersey Radio Amateurs (WJRA) will man a special operation from the South Jersey Pine Barrens, the haunt of the feared Jersey Devil. Beginning and ending at midnight, the courageous WJRA group will attempt to operate the entire 24 hours of Halloween, October 31st. A certificate engraved with a countenance of the Jersey Devil will be sent to all stations worked who send an SASE to WJRA, PO Box 62, Burlington NJ 08016. Frequencies to be used are 15 kHz from the bottom of each General phone band, 80 through 2 meters. Novice operation also will be 15 kHz up.

The Jersey Devil was born in 1735, a 13th child, in a place

called Leeds Point. Not long after its birth, on a foggy and dreary night so usual in the Pine Barrens, the child assumed a serpent-like body, cloven hoofs, the head of a horse, wings of a bat, and the forked tail of a dragon. With loud, raucous cries, it flew up the chimney and into the heart of the Pinelands. Appearances and sightings occur even today. On Halloween, the WJRA will maintain a radio vigil, trying to capture a glimpse of the Devil. Will they see him? Give them a call (W2JUG) and get a first-hand report. (Oh, yes. If the answer is a loud, raucous, cry...) If you have any questions, call (609)-386-5906 or write Frank Huminski K2SQS, 307 Monroe Street, Edgewater Park NJ 08010.

#### **CEDAR ISLAND DXPEDITION**

The McHenry County Wireless Association announces a DXpedition to Cedar Island for September 19 and 20, 1981. No ham radio activity has ever taken place from this island in Pistakee Lake, McHenry County, Illinois. The call used will be KB9I, with expected frequencies of 21365 and/or 7265.

#### **WARWICK RI 50th**

On September 12th and 13th, the Warwick Amateur Radio operators are sponsoring a special event. The City Of Warwick, Rhode Island, will be celebrating its 50th anniversary. To commemorate this event, any amateur contacting a participating Warwick amateur will be awarded a certificate signed by the mayor of the city. QSL information: mail with three first-class stamps to Pat Mancini K1COI,

11 Amherst Dr., Warwick RI 02889.

GMT times: 1300Z to 2200Z September 12 and 13. Frequencies: Phone—28750, 21380, 14300, 7275, and 3950; Novice—21175, and 7125; CW—28075, 21075, 14075, 7075, and 3575. For further information, contact Robert A. Weigner KB1C, 61 Kirby Ave., Warwick RI 02889, (401)-738-2021.

#### **OMAR BRADLEY**

The Tri-County ARC of north-central Missouri is planning a special-events station from Clark, Missouri, birthplace of the late five-star General, Omar N. Bradley, from 10 am to 6 pm on Labor Day, September 7, 1981. Anyone contacting the special-events station will receive a commemorative certificate honoring General Bradley. Operation will be in the general portion of 40, 20, and 15 meters. Send QSL with SASE to Tri-County ARC, 601 McKinley, Moberly MO 65270

#### **RR SESQUICENTENNIAL**

The Schenectady Amateur Radio Association will operate a special-event station, K2AE, to commemorate the sesquicentennial (150th) anniversary of the opening of the Mohawk & Hudson Railroad. The railroad was the first to operate in New York State, the first to operate north of the Mason-Dixon line, and the third to run in the United States. Listen for K2AE the weekend of September 26 from 1600Z Saturday to 1700Z Sunday on the following frequencies plus or minus QRM: 7235, 14285, and 21360. Amateurs

who work K2AE and desire a QSL card showing a likeness of the historic train should send an SASE to K2AE.

#### **FORD MUSEUM**

America's newest Presidential museum, the Gerald R. Ford Museum, will be dedicated this September in Grand Rapids, Michigan, during a week-long celebration that also will call attention to the multimillion dollar revitalization of the city's downtown area.

To commemorate the event, the Woodland Amateur Radio Club is planning to establish a radio station at one of the main locations of the celebration, operating under the callsign of W8FM. Amateur operators who contact W8FM during the celebration will receive a certificate with the official Ford Museum Dedication seal and Gerald R. Ford's signature. Operations will be on September 17 and 18 from 1600 to 0000 UTC. On September 19, the station will operate from 1300 to 0100 UTC. Plans call for operation on frequencies on or near 28.650, 21.410, and 14.310 MHz.

To receive one of these certificates, send a QSL card to W8FM, Post Office Box 6102, Station C, Grand Rapids MI 49506. Do not send IRCs or self-addressed envelopes.

#### **K2BSA**

Those who worked K2BSA/4 from the 1981 National Scout Jamboree and wish a special commemorative QSL should QSL with a business-sized SASE to K2BSA/4 Jamboree, c/o ARRL, 225 Main St., Newington, CT 06111.

# FUN!



*John Edwards K12U  
78-56 86th Street  
Glendale NY 11385*

#### **CB RADIO**

Citizens Band and amateur radio have had a curious relationship over the years. Like two rival siblings, they vie with each other for Daddy FCC's affection.

Amateurs are like the brother who went to college. Hams are worldly, cultivated—with all the latest conveniences at their disposal. CBers, however, have the tough life. They've garnered the reputation of the black-sheep brother who hangs around the local bar, caging drinks from fellow barflies.

A CBer is opinionated and crass—rough on the ears—but never pretending to be something he isn't. There's no mistaking where he's from. He's a dope, and you know it. Hams, on the other hand, put on airs. Many are educated dopes, but they try to cover it.

Actually, it's not a case of who is better. Hams and CBers are dif-

ferent, the use of radios being our only family tie. There's been a long-felt animosity between members of the two camps, but when you consider that many hams are CBers (and in some cases vice versa), it's a peculiar enmity. As we said, it's like a sibling rivalry.

Acknowledging our "brotherly" relationship, this month's FUN! salutes CB.

**ELEMENT 1—CROSSWORD PUZZLE**  
(Illustration 1)

- |  |  |  |
|--|--|--|
| <b>Across</b>  |  | 33) Atomic (abbr.)                       |
| 1) CB frequency slots                                    |  | 34) Popular rig prefix                   |
| 5) Good CW can be a work of this                         |  | 35) CBer's signal verification (2 words) |
| 8) Never satisfied DXer wants...                         |  |  |
| 11) What the ARRL does to CBers                          |  |  |
| 12) Plenty of this on CB channels                        |  |  |
| 13) Never say this                                       |  |  |
| 14) A logic (abbr.)                                      |  |  |
| 16) One who spends \$5,000 on CB gear                    |  |  |
| 17) CBer's personal "ball"                               |  |  |
| 18) California city (abbr.)                              |  |  |
| 19) Data transmission (abbr.)                            |  |  |
| 20) New GMT (abbr.)                                      |  |  |
| 22) Soggy reaction of dealers stuck with 23-channel rigs |  |  |
| 23) What we all call the FCC monitor                     |  |  |
| 24) Symbol: aluminum                                     |  |  |
| 25) _____ and feather jammers (abbr.)                    |  |  |
| 27) Old amateur industry group (abbr.)                   |  |  |
| 29) What this is all about (abbr.)                       |  |  |
| 31) Sidewinder's mode (abbr.)                            |  |  |
| 32) FCC never has to say this                            |  |  |

- Down**
- 1) CB cretins
  - 2) Old Advanced hams
  - 3) FCC \_\_\_\_\_ pressure on all
  - 4) Mentioned
  - 6) Original number of CB channels
  - 7) Lids
  - 9) Fellow ham (abbr.)
  - 10) Decay
  - 15) Below MF (abbr.)
  - 19) Affectionate DX ham expression (abbr.)
  - 21) "Regular" CB
  - 22) R/C CB
  - 24) Most popular CB mode (abbr.)
  - 26) Light beam
  - 28) Radio bearing (abbr.)
  - 29) Usual CB mobile
  - 30) Morse double-dash
  - 34) Time-out (abbr.)




Illustration 1.

**ELEMENT 2—MULTIPLE CHOICE**

- 1) How many CBers were active in 1959?
  - 1) 3,000
  - 2) 6,000
  - 3) 50,000
  - 4) 250,000
- 2) What famous World War II tank commander used 11 meters to coordinate his maneuvers?
  - 1) Patton
  - 2) Rommel
  - 3) Montgomery
  - 4) Swirsky
- 3) What FCC commissioner first proposed the idea of CB radio in a *Saturday Evening Post* article entitled, "Phone Me By the Air"?
  - 1) Herbert Hoover
  - 2) Charles Ferris
  - 3) E. K. Jett
  - 4) Arnold Jackson
- 4) In an incredible plan designed to ruin CB, in 1969 the FCC decided to raise CB license fees from \$8 to a ridiculously high level. How much did the "new" CB ticket cost?
  - 1) \$10
  - 2) \$15
  - 3) \$20
  - 4) \$50
- 5) In 1948, the FCC authorized the Firestone Tire and Rubber Company to conduct the first commercial tests using small, three-Watt transceivers on what is now channel 23. What was the first CB callsign issued by the FCC to Firestone?
  - 1) KBX-8669
  - 2) KAA-0001
  - 3) W10XXD
  - 4) W2XR

**ELEMENT 3—MATCHING**

Remember CB slang? Sure you do, and if you have an IQ larger than your hat size, you hated it. Nevertheless, the media loved it, and for about 12 minutes this "language" was worked into all types of movies, TV shows, and country music records.

Now, CB slang has been dumped into that great nostalgia warehouse up in the sky, up there with Davy Crockett hats, hula-hoops, and disco leisure suits. But FUN! never forgets. So slip your brain into neutral for a moment and try to match the CB slang listed below with its correct meaning.

*Column A*

- 1) Smokey
- 2) Invitation
- 3) Cotton picker
- 4) Tijuana taxi
- 5) Bottle popper
- 6) Rollerskate
- 7) Twister
- 8) Nap trap
- 9) Skating rink
- 10) Harvey Wallbanger

*Column B*

- A) Small car
- B) Slippery road
- C) Motel
- D) Police ticket
- E) FCC license
- F) Highway cloverleaf
- G) Police officer
- H) Beer truck
- I) Reckless driver
- J) Police car
- K) An expletive

**ELEMENT 4—FILL IN THE BLANK**

- 1) CB rules and regulations are detailed in FCC Part \_\_\_\_\_.
- 2) The frequency tolerance for a CB transmitter is \_\_\_\_\_%.
- 3) Up until about 10 years ago, units of the same station could use all 23 channels, but station-to-station contacts could only take place on \_\_\_\_\_ different channels.
- 4) \_\_\_\_\_ was the organizer of the "Save 11" campaign.
- 5) Application for a CB license is made on FCC Form \_\_\_\_\_.
- 6) CB beams are \_\_\_\_\_ polarized.
- 7) A full-length CB mobile antenna is \_\_\_\_\_ inches long.
- 8) \_\_\_\_\_ Watts PEP is the maximum SSB CB power.

- 9) Ham radio \_\_\_\_\_ still occupy 11 meters in Australia.  
 10) The Radio Emergency Associated Citizens Team is better known as \_\_\_\_\_.

**ELEMENT 5—HAM ACROSTIC**

Guess the words defined and write them over the numbered dashes. Next, place each letter in the correct square in the puzzle. The black squares show word endings. The completed puzzle will form a statement relating to this month's topic.

(Illustration 2)

- A) CBer's "code".....30 52 41  
 B) 27.605 MHz.....15 8 39 3  
 C) Disgust.....7 48 18  
 D) Class of commercial license needed to repair CBs.....29 34 5 31 38 17  
 E) Present number of channels.....47 12 28 56 51  
 F) Slang for transceiver.....9 40 54  
 G) 10-90.....11 21 37  
 H) "CBers" above channel 40.....2 49 27 35 10  
 I) "Highway Emergency Locating Plan".....55 44 19 13  
 J) Band for converted CBs.....1 42 46  
 K) Broadcast network.....32 33 36  
 L) Designs rigs.....25 45  
 M) Tower anchor material.....6 16 24 14 23 43  
 N) Transistor type.....4 20 26  
 O) Cable bundle joiner.....50 53 22

**FUN! MAILBOX**

I've been in radio since 1963 using CW, AM, FM, and RTTY—all in the military. I finally came into ham radio as my interests are all leaning that way. I suspect you lean too far towards the Green way of thinking. Why? Employer-employee relationship? Ego? We have too many inflated egos on the air also. The above is my opinion and I also respect yours. Tnx. P.S. How long you been a member of the ARRL? You seem to have lots to say about that, too. I think your April column stank—cheap shot. Why?

Robert E. Cregar WD8NKT  
 Bay City MI

*I've been a League member since the first year I became a ham, and I'm too poor to afford expensive shots.—JE*




Illustration 1A.



Illustration 2.

**THE ANSWERS**

**Element 1:**

See illustration 1A.

**Element 2:**

1-2 Vacant territory.

2-2 During World War II, a Rhode Island amateur heard some strange transmissions on what is now channel 14. After contacting the FCC, it was determined that the transmissions were coming from Field Marshal Erwin Rommel commanding his Afrika Korps. The information was passed to British and U.S. forces and later played a significant role in Rommel's defeat. Thus, Rommel may have been the first man snagged by the FCC for working skip.

3-3 It sounded like a great idea in July, 1945. But, then, America had just won a world war; who could have predicted that the FCC wouldn't be able to regulate a bunch of low-powered radios?

4-3 If you make licenses expensive, people won't get them; hence, no CBers. With logic like that...

5-3 The first of many.

**Element 3:**

1—G, 2—D, 3—K, 4—J, 5—H, 6—A, 7—F, 8—C, 9—B, 10—I.

**Element 4:**

1—95, 2—.005, 3—7, 4—Wayne Green, 5—505, 6—vertically, 7—108 including spring, 102 without, 8—12, 9—does, 10—REACT.

**Element 5:**

See illustration 2A.

**SCORING**

**Element 1:**

Twenty points for the complete puzzle, or 1/2 point for each question correctly answered.

**Element 2:**

Four points for each correct answer.

**Element 3:**

Each slang word correctly matched nets you two points.

**Element 4:**

Two points for each blank filled.

**Element 5:**

Two points for each correct answer. Give yourself 20 extra points if you unscrambled the message.

Rate yourself:

- 1-20 points—No buddy
- 21-40 points—Poor buddy
- 41-60 points—Fair buddy
- 61-80 points—Good buddy
- 81-100+ points—Great buddy

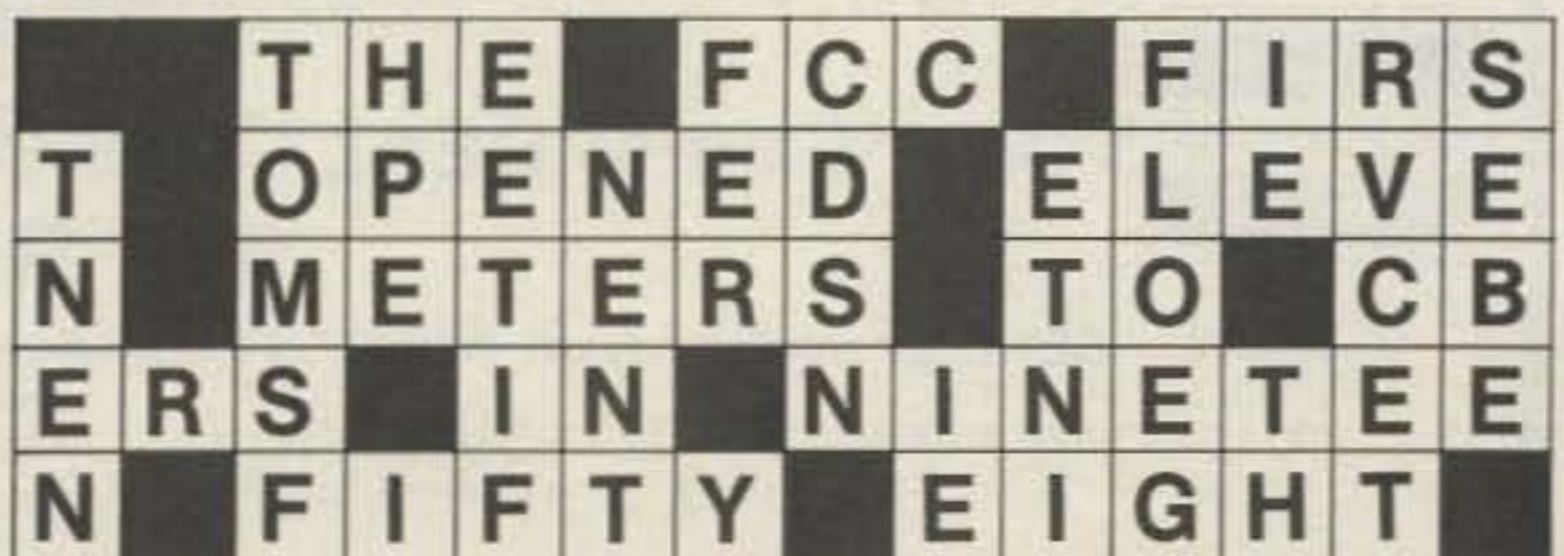


Illustration 2A.

**"ONV SAFETY BELT"**  
**CALL ME TOLL FREE 800-526-5277**



W20NV  
President

*'73 Bill Salerno*



Made According to  
OSHA Specifications

**NOW AVAILABLE  
ONV TOOL POUCH  
DESIGNED FOR ONV SAFETY BELT  
\$9.95 EACH**


Shipping & Handling Prepaid

Immediate UPS Del'y

✓ 37

At last!! — a safety belt designed to meet the safety needs of radio amateurs, radio stations, TV stations, boat owners, painters, construction workers, maintenance people — anyone with the need to climb — now at an affordable price. Our "ONV Safety Belt" is fitted with two drop forged steel "D" rings. Onto one is spliced a 3 foot length of 1/2" diameter nylon rope fitted with a drop forged steel snap hook. The 3" wide nylon body comfort pad is secured to 1 3/4" wide, 9500 lb. test nylon webbing, which is resin or latex treated for abrasion resistance. **The belt is adjustable up to size 46" waist.** Only \$39.95 plus \$3.00 for postage and handling. NJ residents add 5% sales tax.

**UPI Communication Systems, Inc.**



Mail To: P.O. Box 902 • Saddle Brook, N.J. 07662  
 N.J. (201) 279-7528 • (800) 526-5277  
 (Office) 481 Getty Ave. • Paterson, N.J. 07503  
 Cable: Unipage Telex: 642597




# P-3 TOUCH TONE ENCODER

The P-3 Touch Tone Encoder by Pipo consists of a separate keyboard and 3 different circuit boards to choose from, offering a variety of installation possibilities for the custom builder and O.E.M.

An ultra high quality unit with non-malfunction gold contacts, totally serviceable and self-contained. Easy level control, no frequency drift. 4.5-60 V.D.C. operates in temperatures from -15°F to 160°F. Supplied with instructions, schematic and template.

12 Key \$45./16 Key \$49./16 Key Slim Line \$54.

Call or write for free catalog and information guide.



← P-3 12 KEY 2"  
 ← P-3 16 KEY 2.5"  
 ← P-3 16 KEY SLIMLINE 2.4"

\* AT&T



Mail Order To:


**Pipo Communications®**  
 Emphasis is on Quality & Reliability

P.O. Box 3435  
 Hollywood, California 90028  
 (213) 852-1515

**ASSOCIATED RADIO**  
 8012 CONSER BOX 4327  
 OVERLAND PARK, KANSAS 66204

**BUY—SELL—TRADE**  
 All Brands New & Reconditioned

**913-381-5900**



**We Want to DEAL—Call Us—We'll Do It Your Way.  
 WE'RE #1**



**NOTE: SEND \$1.00 FOR OUR CURRENT CATALOG OF NEW AND RECONDITIONED EQUIPMENT.**  
 \* ALSO WE PERIODICALLY PUBLISH A LIST OF UNSERVICED EQUIPMENT AT GREAT SAVINGS.  
 A BONANZA FOR THE EXPERIENCED OPERATOR.  
 TO OBTAIN THE NEXT UNSERVICED BARGAIN LIST SEND A SELF ADDRESSED STAMPED ENVELOPE.

# W2NSD/1 NEVER SAY DIE

editorial by Wayne Green

from page 8

they were not speeding, but were victims of interference to the police radar unit.

My first response is to suggest that perhaps it is about time to invest in a radar detector so that in the future they will know when a police radar unit is in the area and stop transmitting until safely out of radar range. The modern superheterodyne models will give you more than adequate warning to get off the air. I'm using both the Escort from Cincinnati Microwave and the Whistler Q-1000 with success. I've been promised test models from other firms, so I may be able to add to that list. The \$245 for the Escort is cheap enough insurance when you consider the trauma of the ticket and court appearance. Further, beating a ticket is tough, even when you are completely innocent, so you have insurance increases to look forward to as well.

If you are interested in fighting a ticket, you might want to contact Electrolert, the makers of the Fuzzbuster. They sell legal kits which will help both you and your lawyer through the situation. Fuzzbuster, incidentally, at long last has a superhet receiver available...though I have not yet tested it. Electrolert, 4949 South 25A, Troy OH 45373. Phone (513)-667-2461.

A recent release from Electrolert explained about a franchise of legal firms called The Ticket Clinic. This started in Lubbock, Texas, and is spreading around the country. For \$45 you can have your ticket defended by experts...with an 80% success rate. This is a great development.

Cincinnati Microwave was started by some hams who had worked at Drake. I like their unit because I've found none that works better...at any price...and it has an S-meter, which tells me just how close the radar really is. This also helps separate the 10-GHz security systems

from the police radar units, once you get the hang of it. These can be a nuisance, but they are also comforting in that you get used to their locations and they let you know your detector is working right. Cincinnati can be reached at (513)-772-3700. They sell direct only, not through stores. Tell 'em Wayne sent you. They know me. As a ham and 73 reader, you might just get a receiver which is extra hot.

## DXCC PROBLEMS

The massive forging of QSL cards for DXCC, an industry located, naturally, in California (the land of entrepreneurs) gives us a lot of possibilities. My first reaction (knee-jerk) was that a group of amateurs had done a terrible thing. Imagine! Deseccrating one of our most treasured idols, the DX Century Club, with a cheap plot to debase its virtue! Tsk.

But then the iconoclast in me began to emerge and I got to thinking about the other side of the coin. DXCC and the accompanying Honor Roll listings have brought about the building of a cult of several hundred hams who have, as a result, devoted their lives to working every country in the world. This, in turn, has made life absolutely miserable for new hams in rare spots, often driving them off the air in hours...permanently.

Though I've never felt the need for public recognition as a super DXer and thus have not...at least in recent years...messed with the ARRL and their amusing award record-keeping system, I have enjoyed tackling the goal of working a lot of countries. After I moved to New Hampshire and discovered that I would have to start all over again...yoiks, my XU cards were no longer valid!...I went at it with relish. In the first week on the air, I passed the 100-country mark on 20m phone (my favorite). By the end of the first month, I had passed 200 countries, and I arrived at 300 before

the end of the year. I stopped counting then.

I remember spending a whole weekend working 100 countries on 20m...just to prove that it could be done. Now I admit that not all of the contacts were meaningful (it was during a contest) but I managed it...and got the cards to prove it.

A few years ago, fed up with some of the ridiculous rules set up for DXCC credits, I started an award...Worked the World. This one used country lists from national ham organizations instead of from our own internal committee. Thus, if RSGB recognized an island as a country...it was a country by us. Ditto the DARC and all other recognized national groups. This went well until we began to notice some strange DX cards appearing in the bundles from a Texas ham. Hmm. Some of the cards were from rare stations I'd worked and they were *not* the regular cards. We looked into it and found that our Texan was working with a printer to make up special cards...all for our award. Sigh.

Okay, here's my idea. Since 73 has one of the largest QSL printeries in the country, why not come up with a series of special DX cards...one for each country of the world. Then, for a modest price, we could arrange to have these mailed to a DXer from each of those countries, all filled out with his call and a great signal report. We have subscribers in over 200 countries now, so we should be able to make arrangements from most countries. The rare ones would be more expensive because we would have to send someone out a couple times a year to make the mailings. Hey, how about *me* for that job...I love to travel. The cost of the cards would pay for the trip, just as it did for Don Miller. In fact, he bragged to several people that he was clearing over \$50,000 a year...and that was back when \$50,000 was worth a whole lot more than it is today.

Carpers who beef about the cards not being honest should face some brutal facts. Quite a lot of the cards I have...all acceptable for DXCC...are not honest. We don't really know where Miller was for many of his DXpeditions...we only know he wasn't anywhere near where he said he was. The cards are all

okay by the ARRL...even my Spratley and Burma cards. I love it.

We can't seriously come down on Miller in this situation because he was just following in the footsteps of even more famous DXers, all of whom had left a trail of DX operations from places other than they claimed. I personally have had cards from at least 30 countries which are fraudulent, but they are acceptable to the DXCC team. No, I don't put a lot of stock in awards...or cards. As soon as you start an award, people will get right to work to cheat on it...so why not make the cheating part of the business and help people enjoy their cheating? That, obviously, is also a part of amateur radio...just like jamming.

I figure that a 100-country package of cards might go for \$250. Cheap enough when you consider the saving in postage stamps, reply coupons, and aggravation. The 300-country package will have to cost a bit more...perhaps \$1,000. After all, you don't want to have me stay in a cheap hotel in Rarotonga, do you? The biggo, #1 on the Honor Roll, means getting into places like Iraq to mail cards, so we'll have to research that one more. Would \$3,000 be reasonable?

Specialized awards such as all on SSTV or RTTY would only cost a little extra...just enough to keep away the browsers and keep the award clean...just for the more serious hams. We could have a One-Watt Special Award for 100 countries with only one Watt of power input...or should it be output? Mobile fans could have their own special awards. If you can pay, you can play...and have one of the most impressive ham shacks in town. Remember that the neighbors and family won't know any better...and the ARRL doesn't care. Our cards would all be legitimate, sent direct from the actual country...complete with postage stamp. The only thing lacking would be the contact.

Now of what real importance is a contact? You know as well as I that a DX station anywhere in the world can be worked if you hang in there. It's a matter of spending the time. If you want to be one of the first with the contact...thus giving you time to jam the hell out of the DX station

later to keep others from making the contact. . . you need high power and a good beam system. No, you can eventually make it even with low power, if the DX station stays on the air long enough. W2QHH proved that years ago with his massive awards collection. . . all worked with around 100 Watts. Howie is still listed in the *Callbook*, so I assume he is working on certificate number 8,000 by now.

We may just have something here. With this system of getting awards, we might encourage amateurs in rare countries to get on the air and make normal ham contacts instead of contest-type operation every time they appear. Further, we might eventually get rid of pileups. Suppose DX stations stopped QSLing direct, leaving that to us professionals? It would be much more efficient and would save them a fortune. No more "green QSLs" (five dollar bills), no more wasting days filling out cards just because a DX op wanted to get on the air for a few hours of fun. It has benefits for everyone.

There's no reason to just cover DXCC when there are many more awards to be achieved. . . WAC for \$10, right? WAS for \$50. . . an October special. WAE might run \$100 since that is harder. WAZ won't be any less, calling for me to get up to Ulan Bator a couple times a year. Maybe \$200 would be right for that one.

You all set?

### NIAC TESTIMONY

In the July issue, I discussed briefly the National Industry Advisory Committee (NIAC) which has been set up to advise the FCC on amateur matters, with particular emphasis on emergency communications. I think you may be interested in part of my testimony before that committee, so I'll reprint it here verbatim.

With the change in administrations there may be an opportunity for NIAC to provide a valuable service to the amateur radio community, to the FCC, and perhaps in the long run, to our country. We amateurs have arrived at our present situation via a long and complex route, so I can't offer suggestions on ways to bring about what I feel are needed changes without laying the groundwork by tracing some of the events which brought us to where we are.

It does not take any keen perception to see that amateur radio is stagnant. Our growth is minimal. It has been over 10 years since the last major technology change: repeaters, FM. Our clubs are falling apart. Our manufacturers are failing, as are our ham dealers. Virtually all the technological ad-

vances in amateur equipment have been coming from Japan, such as synthesized transceivers and synthesized hand transceivers.

Speaking of technology, it is not only amateur equipment in which the Japanese are leading us. If you are familiar with virtually any other branch of electronics, you will find a similar situation. The innovative calculators, which I hear ringing around us, are all coming from Japan. Ditto the cassette and stereo equipment. I am sorry to say, though the U.S. originated the microcomputer industry only five years ago, Japan is already ahead of us in the design of these low-cost computers.

In many electronic fields, as I read the technical journals, I find that the U.S. is now having to import technology from Japan. There have been several articles on this subject, on the loss of our technical eminence, and they all bring up the lack of growth of engineers in our country over the last 20 years. With zero growth in engineers and presumably technicians since they go hand in hand, while there has been a virtual explosion of engineers and technicians in Japan, it is little wonder that there has been a shift in the frontiers of technology in electronics.

If we look back on our own history to see what conditions brought about our present situation, we see one event emerging very clearly.

During the late 1940s, after the war, and through the 1950s, amateur radio was growing at a steady rate of 11 percent a year. This was brought to a sudden halt in 1963 by two events, both of which involved the FCC. One was the four-dollar license fee, which I view primarily as an event which tended to weed out the inactive hams who had been keeping their licenses because they cost nothing. The second and far more catastrophic event was the so-called incentive licensing proposal. If the license fees had been the main culprit, we would have seen a temporary drop in licensees as the inactive hams dropped out. But our input of new hams would have remained constant, and we would soon have been back into a growth mode.

The fact is that it took 11 years before we again saw growth. Having been involved with the licensing proposal, I can testify as to the depths of the emotions it stirred. The prospect of losing virtually all phone privileges dismayed the 90 percent of the hams so threatened. And the prospects of having to go through to an Extra class license before much in the way of DX phone bands would be available turned away hundreds of thousands of prospective hams.

The eventual rules which took away only half of the phone bands instead of all of them did not help matters a lot. This denied the contacting of DX stations to a very high percentage of the hams and denied them experimenting with slow-scan television.

It was this rulemaking situation which I feel was largely responsible for amateur radio stagnating for 11 years. Since that time, we have managed to get back into a growth mode, but only a slow one.

The surveys of amateurs which I have taken via my publication show clearly that the main body of newcomers to amateur radio are teenagers. Indeed, ARRL studies have shown this same fact, with one such survey showing that 50 percent of the newly-licensed amateurs are either 14 or 15 years old. Further surveys show that over 80 percent of these teenagers then go on to develop careers in electronics or communications.

In my talks with R&D firms, there is no question but that the radio amateur who has pursued an electronics career is usually far more valuable when it comes to inven-

tive technology than his non-ham counterpart. The ham is often almost totally immersed in electronics, reading about it at every opportunity and talking about it at work and over the air with friends. He usually has his own lab at home, as well as his ham shack.

If we then project the growth we could have expected from amateur radio, had it not been brought to a halt in 1963, we find that we might have had about one and three-quarter million licensed hams today. That would have resulted in there being at least one million more engineers and technicians than we have today, and that is quite a lot.

Remember, too, that at the same time we were stopping ham growth, the Japanese instituted their no-code license. Further, they actively recruited hams in high schools through clubs. These clubs engage in expeditions, field-day outings, mountaintop VHF trips, hidden transmitter hunts, and so on. Even a casual glance at the Japanese ham magazines will show you that there are hundreds of pictures monthly of these club activities.

The latest issue of *CQ Ham Radio*, the Japanese magazine, had 46 pages of pictures of clubs doing things. So while amateur radio was crumbling in the U.S., the Japanese went from a few thousand hams to over 500,000, with virtually all of them active. Yes, Japan has about half again as many licensed hams as we do, and perhaps three times as many active ones.

I believe that this is where their technological superiority has its foundation. Well, no matter what the case, there is no denying that amateur radio in the U.S. is growing very slowly. I believe that if we could get amateur radio growing again, we might eventually be able to regain the technological superiority we had a few years ago. Most of the loss has occurred in the last five years, as the Japanese caught up and passed us in technical people.

By the way, in case there are any questions about the ability of amateur radio to accommodate two million U.S. hams, I think we could. And it would be a blessing in many ways. There are so many possible ways for us to cope with vastly more active hams, with new technologies, that I wish we had that pressure to get us going with some of them.

Now if we are going to meet the challenge, we need to do every thing we can to get amateur radio into a very strong growth mode. This means we should take a close look at our regulations and see what might be changed with them which might help in our growth. We might look to our clubs as a resource in promoting growth. Perhaps a new technology would help. It would spark interest and growth. The emergence of FM and repeaters ten years ago was the catalyst which got amateur radio moving for a while. The interest of this new mode, together with a supply of pre-interested people from CB, gave us a spurt of growth in the mid-seventies. The FCC's CB 40-channel disaster, which virtually killed Citizens Band, cut off our supply of enthusiasts from that source. It may be time to seriously consider some sort of no-code license.

I have heard every argument pro and con on code. Indeed, it has been perhaps 20 years since I have heard anything new on this. Just the same old arguments. Taking all of this into consideration, we may want to come up with a different approach to licensing, one which will remove the skill aspect of the code test and substitute operating knowledge, as the Japanese have done. There is much that we can learn from the Japanese system, which is working quite well.

And I might just say that any of you who have worked with Japanese amateurs know that you will not find any finer operators in the world.

If we are going to be able to get our older amateurs enthusiastic again, I think we will need some sort of technological development. It is most unfortunate that the FCC for many years made such developments virtually impossible.

As an enthusiast in radioteletype in the late forties, I found it exceedingly difficult to pursue the need for technical developments because the FCC stopped me at every turn. When we wanted to experiment with radioteletype on the low bands, we found that the FCC would not permit it because their monitoring stations were not yet equipped with teletype equipment.

Since it takes years before these monitors finally get new equipment, this approach to our rules meant that amateur experimenting and development would always have to lag commercial developments by 10 to 20 years. And that was the way it was through the fifties and to date. We are still forbidden from unrestricted experimenting because the FCC won't let us use a mode until they can monitor it. One of the first rules that the FCC has on its books for amateur radio, Part 97.1c, is aimed at the Commission, not at amateurs. It is a rule that the Commission must encourage and improve the Amateur Service "through rules which provide for advancing skills in both the communication and technical phases of the art."

The Commission has not been responsive to that, the only amateur regulation guiding them in their job. The FCC rules should be either made or interpreted so that amateurs are not just permitted, but encouraged, to experiment and pioneer new ideas. With the development of large-scale integration and digital electronics, the horizon for the development of new techniques and modes of communication are almost limitless.

We should remember that it was amateurs who historically invented most of the communication modes which are in common use today. It was the development of practical sideband circuits by Don Noregaard in the forties which made sideband possible for military, commercial, and amateur uses. It was the pioneering of amateurs which brought FM mobile use, and then in 1946 narrowband FM. Slow scan was developed by amateurs, as were parametric amplifiers, helical antennas, and so on. Much of the early television experimentation was done by amateur radio, with the early industry people coming from one particular ham project in Astoria, New York.

Amateurs could, with encouragement from the FCC, be experimenting with many digital techniques. We have plans for setting up dictionaries on IC chips, which would enable us to communicate via ASCII, but at 5,000 words or more a minute with instant translation into any language in the world. Immediately any ham in the world would be able to converse with any other with few translation problems. A two-byte message sent at 1200 baud would give us the possibility of 32,000 words. A one-byte message would give us the use of 256 most-used words, which represents about 75% of the normal messages. 1200 baud is narrow enough so it is practical over ordinary phone circuits, so it should not be difficult to accommodate on the ham bands.

The words would be typed into a small microcomputer. This would look up each word in the dictionary and store the appropriate byte or two bytes of information for each word. When the message is ready to go, it would be sent in a second or two, thus leaving the radio spectrum available

for hundreds of similar contacts on the same channel without interference.

When received, the bytes would be looked up in the dictionary on the other end, which could be in any language. The resultant message would then be displayed on the microcomputer at that end.

What about voice? As computer circuits and ICs improve, we are getting better and better at translating voice into digital information and then back again. We even have reasonably well-sounding talking clocks which fit into a shirt pocket, with a voice entirely synthesized and digitalized. The work is done by a single silicon chip.

We need rules encouraging experiments with these techniques. We have plenty more in prospect. Spread-spectrum communications have enormous possibilities. Double-sideband stereo transmission should be investigated as a possible method of increasing our density of spectrum use by a factor of 100 or more.

Digital audio without synthesizers may have possibilities for compression and expansion for the time-slicing techniques where we could have half a dozen or more contacts taking place on one channel with no interference between stations. We might even be able to get back to full duplex operation with all on one channel with time-slicing. That could bring about enormous changes in amateur radio communications.

With the space shuttle coming soon, we may be able to put up a great many more amateur satellites or even get spectrum for ham use on some of the commercial satellites.

With this resource, we could set up emergency communications, an emergency communication network, far beyond anything ever imagined before.

With our repeaters able to interconnect via satellite relay, handie-talkie to handie-talkie contact anywhere in the world is a possibility. Indeed, commercial services are going to be working hard on satellite uses, with the possibility of phone and digital communications between cars or even people on foot very likely.

As each of these possibilities is opened up, they in turn bring us new ideas which can be tackled with the use of VLSI circuits. In many ways we are presently just at the beginnings of amateur radio development if the FCC can be persuaded to encourage amateur experimentation. If there is any question about this being a problem, just ask the Commission how many hundreds of applications for Special Temporary Authority for experimenting with ASCII were turned down in the last few years. This was not a small problem. It was one of major proportions. At a time when our technical journals are citing more and more cases where we are importing electronic technology from Japan, it may be time for us to seriously consider tackling the problem in as many ways as we can. There is much that NIAC can do to help spur the growth of amateur radio.

It could be working with the Commission to try to work out approaches to free amateurs for experimentation and study possible changes in the rules which might encourage the substantially greater growth which is needed. Indeed, is there a better group than NIAC for tackling this important problem?

And I might ask that those of you who are going to discuss the new rules notice that one major change has not been made, and that is in the emission mode allocation. They tell you what is permitted, and therefore anything else is not permitted. And it should be the other way around.

The general interpretation of the amateur rule is that if it is not specifically prohibited,

it is permitted. And that is the type of freedom that we need. I hope we will remember that when we discuss these rules.

I thank you all very much for your time.

Though the proposed new plain language rules do not include the providing of service in emergencies as a goal of amateur radio, I think we should keep that purpose in mind and always work in the direction of being able to provide emergency help.

In line with this, the better our amateur radio communications systems, the more help we will be able to provide in emergencies. There is nothing so useless as an emergency system which is for use only during emergencies. The equipment won't work...and the operators will be unfamiliar with it and with procedures. If we are going to be able to provide truly valuable emergency communications, we need to have the system up and running on a daily basis. In that way, we encourage the investment in time and equipment which is needed. Who wants to buy a bunch of gear which they can't use until an emergency? Or do we expect the government to buy it for us?

Last year the worst hurricane in over a hundred years hit the tiny island of St. Lucia in the Caribbean. All telephones and commercial communications were demolished. Planes couldn't even land at the airports because they had no radio to talk them down.

I recently visited St. Lucia and talked with the hams there... and with the Prime Minister. From every side I heard nothing but lavish praise for the way the amateurs stepped in and got things running again. 73 sent down Tim Daniel N8RK with four trunks full of ham gear and commercial HTs. The HTs were immediately used to reestablish the airport-to-plane communications. The ham gear, along with that of the local amateurs, provided about the only dependable communications the government had with its people for a week or so. Tim worked hard and did wonders, but the real load was on the locals...and they did a monumental job of getting things going again.

The island was hard hit, with many buildings being demolished and most of the banana plantations destroyed. Now, a year later, most of the serious damage has been repaired and

the banana crop is one of the largest in their history. Banana plants grow new with each crop, so knocking them down only put them out of business for one season.

When disasters hit our country, it is amateur radio which takes over. For the first few days after the Alaska earthquake, even the Pentagon had to rely on amateur radio for all of its communications with its SAC base there. Military communications are concentrated and thus vulnerable. Other than that, what have we in long-range and short-range coverage? Only amateur radio can provide all kinds of communications...and even connect short-range with long-range if the need arises.

Police have short-range capabilities...as do most of the other mobile services. Even these various services have a relatively small contingent for each service and no way to interconnect with other services. When there was a big fire in Boston, the amateurs stepped in and provided the communications between the fire, police, and other agencies. None of them had any way to coordinate except via amateur radio.

Our country has a vested interest, I believe, in amateur radio being strong and developing a really powerful communications network...one where via digital switching any amateur with an HT or mobile unit will be able to talk with any other. I see no serious technical problems holding us back, only the access to a satellite...and I think that can be surmounted.

I've rattled on enough for now.

#### FOR A BAUDY TIME, CALL...

Now that we are permitted to use ASCII, perhaps it is time that we started taking advantage of it.

Assuming that you may not be exactly sure of what is involved in ASCII or why it presents any advantages for us, let me bring you up to speed. It all started an eon ago (1946) when W2BFD (John Williams) got some Model 12 Teletype™ machines that were being replaced by the then-new Model 15 systems. Rather than junk these noisy, dirty old klunkers, he talked Teletype Corporation into making them available for hams to use and experiment with.

John, being a crotchety genius, made a modest living out of reselling these units and servicing radios out of a tiny storefront in Queens, New York. His main interest was in designing circuits, so many of the hams who sent for equipment found themselves waiting a rather long time for equipment. Some never got their orders.

Oh, well, I'll write more about him one of these months. Getting back to those teletype systems...they used a five-bit code to print all of the letters of the alphabet, plus the numbers and some other special characters. This was in the early days of digital communications. If you figure two to the fifth power, you'll see that this gives you 32 possible combinations. That's enough for the 26 letters and six more characters.

A chap named Murray came up with a scheme to make this work. He set up a five-unit code for each of the letters, plus the space bar, carriage return, line feed, figures (uppercase), letters (back to lowercase)...and a blank. A gent named Baudot invented a somewhat similar, but quite different code, with the result that Murray's code is known as Baudot. It isn't and never has been.

Not only did we get Baudot substituted for Murray, but also we have the *baud* as a result instead of, perhaps, the *murr*. The baud rate of a transmission is the number of bits per second being sent. Thus, at 300 baud, our 11-bit ASCII code would give us a net of about 27 characters per second. With a word being defined as 6.1 characters, this is about 4-1/2 words per second, about reading speed for a slow reader.

With 9600 baud being possible (using some compression and expansion techniques) over ordinary telephone lines, the restriction of amateur radio ASCII to 300 baud seems ridiculous to me. We are still in the need to be deregulated so we can experiment with 1200 baud and higher speeds. There is no question we can go 9600 baud and stay within phone bandwidths, so let's get the FCC off our backs.

At 9600 baud, one character takes about 1.1 milliseconds. This piece of information, coupled with a recent study of amateur operating practices, gave me an idea.

Our ASCII character is made up of eleven bits. This breaks down to seven bits being used to actually indicate the character being sent. If you can whip out seven fingers and multiply by two, you'll find that this results in a possible 128 different characters which can be represented. This allows an ASCII character for each of our letters in both uppercase and lowercase, the numbers, plus a bunch of special characters and punctuation. Even so, there are quite a few unused ASCII characters which can be user defined.

What about the other four bits in our ASCII character? Well, number one is a "start" bit which tells you that hey, a new character is coming, get ready. Then we have the seven bits to indicate the exact character being sent. Bit nine is a parity bit. Thus, if we are using even parity, an extra bit would be used in this slot to even up the number of bits sent in the preceding seven. When you are using even parity, your system will set off an alarm if you get a character with an odd number of bits... telling you that something is wrong somewhere. The last two bits tell the system that it is time to stop.

Now, if we were to define one of these unused characters as an indication that the following characters actually represent a special ham message, we'd be ready for the next thought... which I hope is becoming obvious.

Since over 91% of the average ham contacts consist al-

most entirely of a recitation of the equipment in use, a request for a QSL card, a signal report, and such, why not encode this important information so each element can be sent as a single ASCII character? All we need is a simple lookup table and we have a way to save enormous amounts of air time. In 1.1 ms we could tell someone that we are using a 520 transceiver. One more 1.1 ms for the three-element beam. Since the request for the QSL is unchanging, we wouldn't even need to send that at all, thus saving 1.1 ms. With your increased ability to make contacts rapidly, every millisecond saved is a millisecond earned. Perhaps we could eliminate that 1.1 ms for the signal report, too, since anything under a 5-9 + + + is a downer and could affect that QSL card. You don't want to take chances unnecessarily... and the assumption of 5-9 + + + in lieu of any other information will take care of that problem, saving you an extra 1.1 ms.

Of course, about now I expect some fruitcake to suggest that when it comes down to it, we don't really give one damn what rig the other chap is using, so we could just as well save that 1.1 ms, too. Thinking like this could lead to further disintegration of amateur radio, with questions being raised about swapping antenna type (who really cares?), the weather (hey, we've got to talk about *something!*), and the name and location (what's the matter, are you too cheap to buy a *Callbook?*).

If you really want to get rid of the chaff, you're down to call letters and one single ASCII character... a 15-ms contact, including both calls and the single friendly all-purpose ham contact ASCII character. At that speed, we might be able to step up our ham contacts, setting new records for WAS, WAC, DXCC, and others of our worshipped awards.

At 15 ms per transmission, two being the minimum for any award-acceptable contact, we would not be able to do much better than 30 contacts per minute... no, I dropped a decimal point, make that 30 contacts per second. Whew! I thought we weren't going to gain much for a moment, since many of us are able to whip off 30 contacts per minute already.

Think of the benefits to contest addicts! We would be able to run contests in perhaps one hour instead of over a whole weekend. Or we might let contest ops operate during the first two minutes of each hour so they would get a lot of different propagation conditions during the contest. In one hour, if they are diligent, they would be able to make at least 108,000 contacts. This would result in a good score. If we extended the contest to four hours, they might be able to WAA... work all amateurs.

Actually, I'm sure that with a little thought we will be able to improve our encoding of ham calls and get them down to only three characters total. This

could cut our contacts in length enough so we could whip out at least 60 per second, or over 200,000 an hour. DXCC in less than two seconds? Why not? Think of the fun it would be to work one hundred countries while you are sneezing.

Of course, there would be some problems involved with this, but nothing serious. It would take a fast printer to whack out the QSL cards to keep up with your rig. You might want to hook that onto the end of a small printing press so you could print them as you need them, thus saving on QSL storage. Or you might just want the printer to do the whole card and not use printed cards.

You could have your system sort out the contacts and print the cards in zip code order for bundling and shipping to the bureau. The League would have to set up automated systems to sort and forward cards... or possibly just the computer data on the contacts could be forwarded by radio to the QSL centers. In that way, the League would be able to have a computer tell them each day the winners of their awards and perhaps pass along to other organizations the calls of stations winning other awards such as WAE, WAZ, and so on. Then we wouldn't have to clutter our walls with QSL cards. We could stick computer printouts of our DX lists on the wall... all confirmed by the ARRL.

Are you ready?

## RTTY LOOP

Marc I. Leavey, M.D. WA3AJR  
4006 Winlee Road  
Randallstown MD 21133

It's September, and, pause for a drum roll, another RTTY Art Contest is about to begin! Every year, the Southern Counties Amateur Teleprinter Society (SCATS) of southern California sponsors this worldwide contest, and this year is no exception. Last year's winner of first prize was Bill Skipper, whose work is shown in Fig. 1. Other winners included Winky Merk

AD4M, Klaus Zielski DF7FB, and John Burnside N3ATH.

Winners receive engraved plaques in recognition of their efforts and the satisfaction of a job well done. Interested in entering the contest yourself? Write to SCATS, in care of Mae Washburn WA6LNH, 5772 Garden Grove Blvd. #415, Westminster CA 92683 for rules. Who knows, maybe next year I'll be running your creation as the winner!

Every once in a while, a reader

writes with a question about an old issue of 73. Such is the case this month. N. L. Ferguson WB5VIY sends in the March, 1979, "RTTY Loop" column, and asks two questions about it. First, with regard to a simple UART-based scheme to send single characters, reproduced here as Fig. 2., N. L. asks how the "Push-to-Send" button on pin 23 works.

Once the Murray (nee Baudot) data is set into the UART, on pins 26 to 30, a pulse is needed to initiate data transmission. In this simple scheme, the "ground-to-send" input, pin 23, is manually brought to ground by the push-button. This transition, high to low to high again, or press and release, generates the pulse that starts the UART.

In a practical circuit, this pulse is normally produced by gating logic since the normal "noise" in a push-button would, in fact, produce many rapid fluctuations as the contacts settled. However, in this demonstration circuit, the function is adequate.

The other question regards several buffers used for isolating and/or inverting the TTL-level signal produced. Originally Fig. 4, this is reproduced here as Fig. 3. The buffer in "A" was originally mislabeled; it is a 7407, as correctly identified in the text. The 7407 is an open collector buffer, useful in isolation. The figure originally branded this as a 7402 which is a NOR gate—quite a different animal.

Along the lines of old publications, Kevin Carey of Rush, New






Fig. 1. SCATS 1980 1st-prize winner.

York, is trying to build an old tube-type converter out of the old *RTTY Handbook*, published by 73 in 1972. This circuit used TV sweep coils, about 30 mH, as mark and space filters. Kevin writes that the value of the parallel capacitor for the 2975-Hz filter is given as 0.07 uF, but that the capacitor for the 2125-Hz filter has no value stated.

Kevin, these coils are adjustable, and I used some in a converter I built about fifteen years ago. The value of the capacitors really is not that critical. You might try 0.1 uF for the 2125 Hz and 0.15 uF for the 2975 Hz and trim if you have to, remembering that disk capacitors may be off by 20% or more from what they are marked.

Kevin also wanted a biasing diagram for the mixer resistors—these are 100k. As far as where to get these coils, try a local TV service shop, preferably one that has been around a while and might have a stock of "junk" sets to pull from. It never hurts to ask.

Before you hustle along to build this converter, though, let me add a word or two of caution. This is a basic converter of an earlier age. Similar performance may be obtained with simple circuits based on more modern devices such as transistors and

phase-locked loops. Although I feel that building a tube-type converter may be a valuable learning experience, it also can be frustrating as the devil. This is more true today with the proliferation of solid-state devices. You may want to wait for a bit for 73's new *RTTY Handbook*, due out in the near future, and look through that for some other ideas.

This same piece of advice is directed to Bill DeVore WB3DLO, and the many others who have written about their search for RTTY publications. Bill is trying to rewire a Model 19, a subject we talked about in this column several years ago, and needs a diagram to follow. While it is too much to include here in RTTY Loop, that is just the kind of information you will find in the new edition of the *Handbook*. New information on computerized RTTY also will be included, along with modern circuits and ideas. Look for an announcement in the 73 Bookshop section of the magazine, I hope before the end of the year!

I received a letter from a Canadian ham who is a CW and phone operator who greets RTTY signals with less than enthusiasm. He states that "we made great progress in eliminating AM carriers by using SSB and supplying the carrier [in the receiver]. Do you think some-

thing similar to SSB could be done for RTTY? A steady tone supplied by the receiver, and the incoming marks alone used to key a Schmitt trigger and shift the receiver's tone oscillator 170 Hz. Many advantages all along the line could come from this system on low bands."

Unfortunately, this question reveals a lack of understanding of how RTTY works. Putting aside for the moment the fact that on-off keying, what the writer is requesting, is illegal, let's examine that mode of transmission. While idling, a steady mark is generated in both FSK and on-off keying. They are, on the air, identical. Transmission of a character pulses the mark carrier, again identically. However, with FSK, an inverse signal (the space) moves a carrier a fixed distance (typically 170 Hz) away from the mark. When the mark is present the space is not, and vice versa. They are never present together, thus presenting the image of a

single carrier being moved (shifted) in frequency: frequency-shift keying.

The advantage of this scheme is, among other things, the built-in redundancy of the system. Interfering signals would have to obliterate both the mark and space in order to destroy information. With on-off keying, a single carrier sitting on the mark frequency would render communication impossible. While such a carrier is annoying with SSB, it is devastating with on-off RTTY. Using modern reception techniques, an FSK signal would not even be bothered.

Looking at it from the other side, I cannot see how a good CW signal (RTTY is normally not found in SSB segments) could be copied better through an on-off-keyed RTTY signal than an FSKed one. On-off-keyed RTTY would sound like high speed CW, certainly confusing nearby Morse transmissions. Narrow receiver filters at the CW station should be able to eliminate nearby RTTY signals just as they notch out nearby CW ones.

I'm sorry that I don't agree with you, but I hope you understand why. You may benefit from some reading on RTTY; who knows, you may join us!

Several questions have been received about current VHF RTTY possibilities. Along those lines, allow me to plug the two-meter repeater of AMRAD, located in the Washington, DC, area. Although well known for its work with OSCAR satellites, AMRAD also is on the forefront of digital communications, as typified by its repeater on 147.21/147.81 MHz. I am told that a packet radio beacon is currently on, using Bell 202 standard tones. Also, Sunday night bulletins are transmitted at 6 pm local time. If you're in the area, have a listen.

Some more from these keys next month. Tell me what you'd like to see, then look for it here, in "RTTY Loop"!

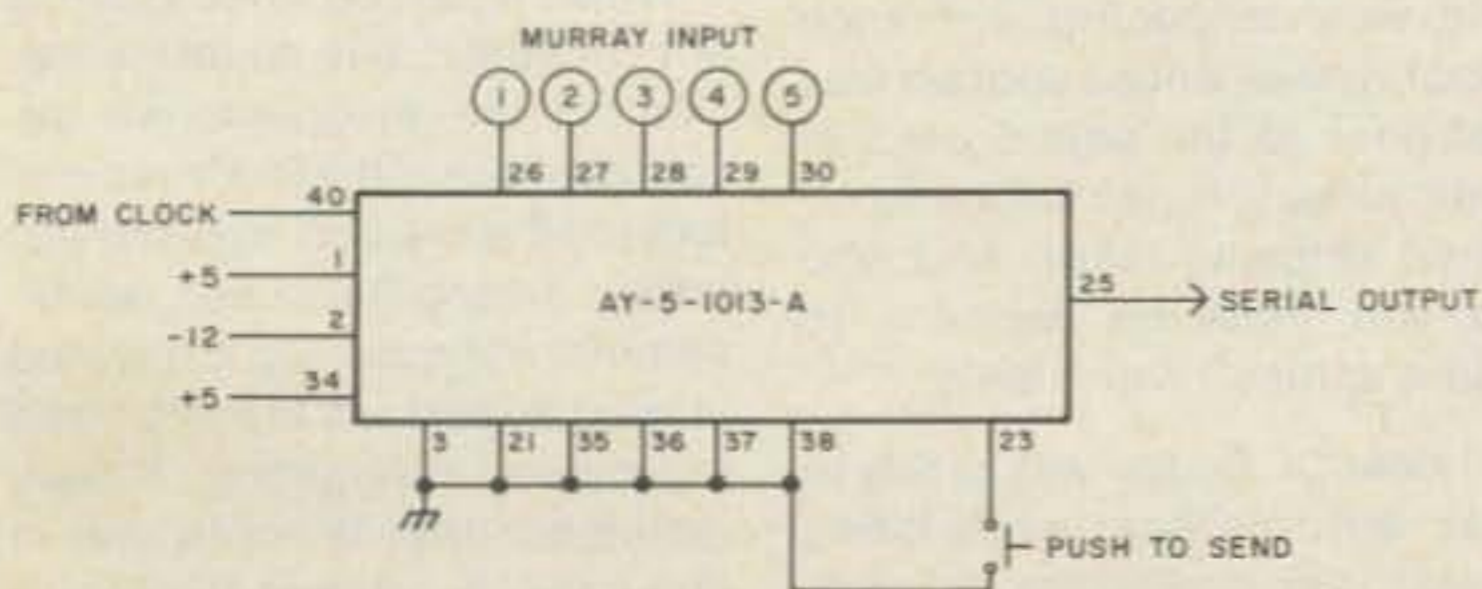


Fig. 2. UART sending scheme.

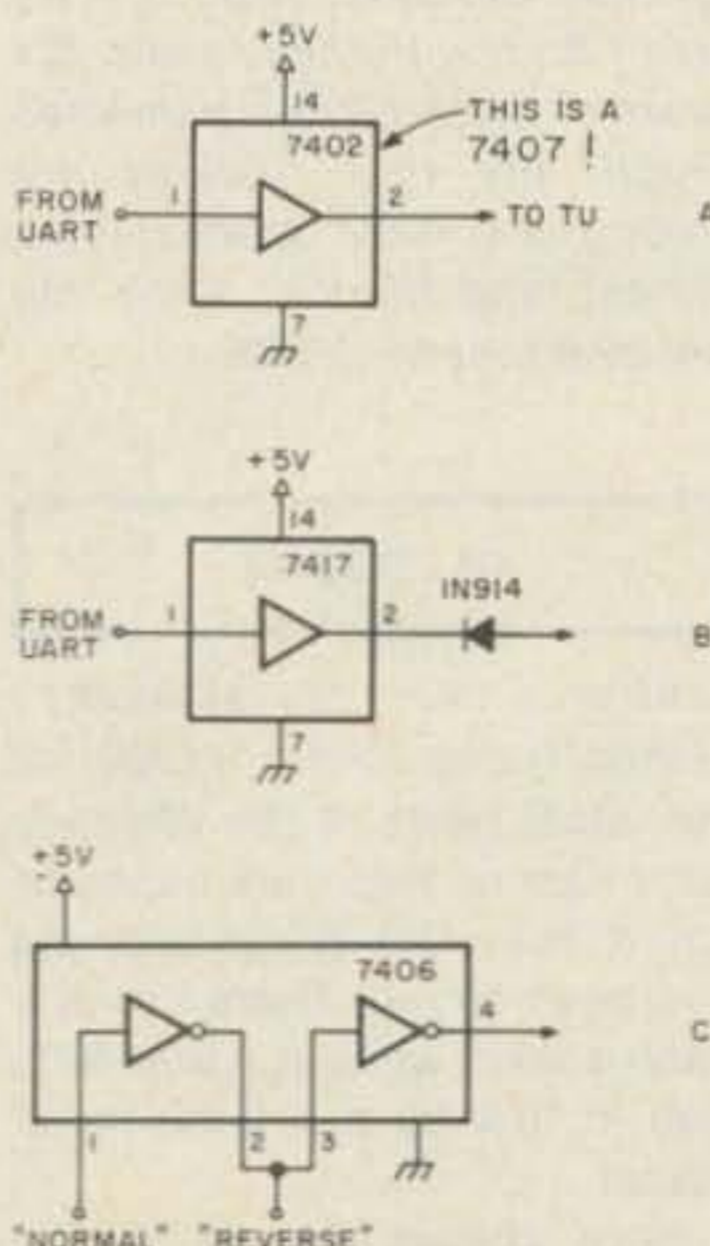


Fig. 3. The buffer goof.

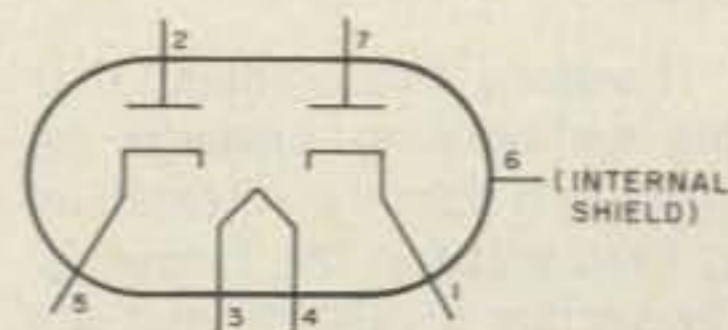


Fig. 4. 6AL5 basing diagram.

# LETTERS

## WAIN WHEEL?

What year did you invent the wheel?

You're responsible for every new development that has ever taken place in ham radio, if you do say so yourself.

You can be sure that many, many hams are sympathizing with and feeling very sorry for you because of your severe psychotic condition.

**Bill Libman KA1JE**  
West Hartford CT

*It's not as bad as you think. Aspirin does the trick... don't worry.—Wayne.*

## UNTRUSTWORTHY?

Can we be trusted?

Docket HR2203 seeks to reaffirm the FCC's current practice of allowing licensed hams to conduct the tests that lead to the Novice certificate. But clearly, too many of us have shown ourselves to be untrustworthy in this area. As proof, witness the dreadful CW on the Novice band. Some of it drags along at 2 to 3 wpm, with awful format and spacing, long pauses, and repeated errors. These people came nowhere near passing the 5-wpm code test that the FCC entrusted us to conduct.

You can almost see the nodding, grinning, and winking that went on between the hopelessly under-qualified would-be Novice and his licensed buddy who faked the results. This is a serious accusation, but the resulting shameful performance on-the-air proves it. The Novice test is the only area in which we have been allowed to demonstrate our ability to police ourselves. We have betrayed this trust many times. Again I say, listen to the Novice band for proof.

Therefore, I recommend that this self-policing privilege be withdrawn from us. Alternatively, I recommend the following: The section of HR2203 that will allow hams to monitor violations of the Act should be ex-

panded to include monitoring of Novices who violate standards so badly that clearly they could never have passed a legitimate test. If a dishonest licensed ham knows that he could receive a letter from the FCC asking about the incompetence of his Novice friend, he will never be tempted to betray the trust placed by the FCC in him—and therefore in all of us.

**Peter Vaughan KC4PX**  
St. Petersburg FL

*Peter, I think you are being very harsh. Perhaps you don't realize just what is involved in being a Novice. This is an introductory license where hams can learn. Yes, some Novices make mistakes (I know I did)—yes, many Novices have abominable fists (so do many Extra class licensees)—but the Novices you hear on the air are communicating, and in the process are learning to be better operators.*

*The poor fists you hear are largely a result of the FCC's way of handling Novice exams. There is usually a 12-week wait between passing the code test and receiving a license. In the meantime, our new hams are getting rusty if they are not practicing.*

*We need more seasoned hams to take the time to help Novices get good fists and set up their stations. After all, we aren't born with these skills. Six years of teaching new hams has taught me that Novices are among the most enthusiastic, honest, and friendly hams you will ever meet.—N8RK.*

## OL' SOGGY

After a hard day at work, I rushed home to my DX300 for the latest news of the Whiskey Jack Rescue Net. I am happy to report that Old Soggybottoms has been found. There came a flash a short while ago that 6605 was in tow by a French naval vessel.

Here comes the fly in the soup. One operator, a sandbagger something or another, was

saying that it should have been our Navy or Coast Guard to save Soggybottoms, not the French. Gee, I thought the whole purpose to this Mayday Net was to help find Soggy 6605, not to designate who! The way this lid was carrying on, one would think that a French naval vessel was a French ship with a cargo of belly-button lint!

Now, to answer the question of why the French ship was there first, that's because our Navy has landed on Greenland—yes, Greenland. Let me explain. Five kHz up, there were three high-powered WJ stations planning their rescue strategy. The head Jack of this group proposed to wait till 6605 transmits again, then with their beams "tripodulate" on him. He suggested that they pool all their readings together and plot his position.

Down 5, commands Capt. Jack, and the three are off to tripodulate. (Makes me think of Tinman, Scarecrow, and the Cowardly Lion, for some reason—oh well.) Out of the QRM comes the long-awaited transmission and the three get cranking. Now, remember that these masterminds are many states apart, so one takes the long path, one takes the short path, and the other takes a standby for Mother Nature. The all-important transmission over, they plot 6605 at 70° north by 45° west.

Where's that, asks the nature boy? I'll be darned if I know, replies Capt. Jack, but let's get it off to the Navy quick! Has it come to light yet? No? Then read on.

The Navy receives this valuable information, and they're on the way to Greenland taking along a few Marines in case Soggybottom is beached. Where's the Coast Guard, you ask? They're busy keeping our shores safe from unfriendly powers while the Navy is on this life-saving mission. While all of this was happening, a French naval vessel (whose captain was oblivious to the past 5 days of radio lunacy) is patrolling the Atlantic shipping lanes. And who do you think he happens to come across? Right. 6605.

I hear Ol' Soggy was going to stay with his boat while being towed, but one fellow WJ suggested that he take the cat and pass it up to the French ship,

and then his boys, wife, and himself should follow. (Makes you wonder about this guy's priorities, huh?)

For those of you who like a happy ending, 6605 and family are home safe and sound, and the Whiskey Jacks are congratulating each other for doing such a fine job—over and over and over again.

In closing, I ask—How can anybody say the 10½-meter boys don't perform a valuable service? It is said that laughter is a very potent drug, and after 5 days of complete confusion, power battles, and radioman-ship that bordered on incompetence, I am well medicated!

**The 10½-Meter Reader**  
New Jersey

## BOTSWANA BOOSTER

The March, 1981, edition of *73 Magazine* has just reached the bookshop here in Gaborone, and your editorial has prompted me to write to you about amateur radio in Botswana.

The Government of Botswana has no fear of personal communications. Both ham radio and CB are permitted here. The support for ham radio by Botswana delegates at WARC '79 was welcomed and commented upon by several other countries. The Government is aware of the benefits that can be gained from ham radio in the training of technicians.

However, sympathy on the part of the Government and visits by influential people such as yourself or Bruce Johnson (whose visit here was reported in the September, 1979, *QST*) are not enough. There must be a core of already-licensed hams in the country who are willing to foster interest in the hobby amongst the emerging technicians and engineers and who appreciate that this process may take many years.

What must be overcome is not hostility but indifference. One of the problems we encounter here is that ham radio is regarded as a rich expatriates' hobby. Young Batswana see little point in becoming interested in what appears to them to be an expensive indulgence. Please remember that hobbies are, in any case, a concept foreign to Africa. Also, it must not be forgotten that the majority of

people here do not have electricity in their homes and that components and surplus equipment are virtually unobtainable even in the capital city. In addition to these drawbacks, a large proportion of young people receives no secondary education whatsoever, although that situation is improving. Thus, ham radio can be expected to appeal to only a very small minority of the population at present.

In spite of all these difficulties, the expatriate hams here are doing their best to interest Batswana in the hobby. There are at present three Batswana with ham licenses. A further one has passed the Radio Amateurs' Examination and has only to pass his Morse test to obtain a license; three more retook the RAE on May 11th and await the results. A further three are studying for the examination. It also is hoped that a Novice license will be introduced, as there are about 30 school students who are eagerly awaiting this development. This Novice license would be similar to the American one.

The Botswana Amateur Radio Society was formed in 1976 and has been really active for about two years now. Virtually every ham resident in Botswana is a member of the Society, a total of about 20, and a number of interested Batswana who do not yet hold licenses are associate members. The Society has just managed to buy premises to use as a club room in Gaborone. This will not be of much immediate help to those outside the capital, but it is felt that a club station would do much to encourage interest here and that a really interested and active membership in Gaborone could then encourage activity in the other main centers.

A further point: In our more depressed moments it frequently seems that the main reason for external encouragement of ham radio in Africa is the generation of support at ITU conferences and additional DXCC fodder. It is difficult to demonstrate the ham spirit behind a DX pileup when you are on the receiving end of it.

**(Mrs.) Pru Harris A22PH  
Gaborone,  
Republic of Botswana**

*The situation you describe is a familiar one... and is repeated*

*in most Third-World countries. It has a solution. Even in Jordan, which is a wealthy country as compared with some of those in Africa, it is beyond most youngsters to aspire to a home station. This is why club stations were put in by King Hussein in every city in Jordan. These were set up in the youth clubs. Although there was some criticism of the CIA for furnishing Hussein with funds, I happen to know that many if not all of these ham club stations came from this fund... well spent, to my way of thinking.*

*The next stop is an inexpensive one. The government needs to have a person who can get to these club stations about once a week to give classes in amateur radio. Jordan had one chap who did this... and did a fantastic job of it. He taught the fundamentals of theory and code. The students eagerly learned and got familiar with hamming through operation of the club stations.*

*If any country is interested in this concept, I would like to talk with them about it. I believe that I can get US amateurs to donate the money to set up club stations if the donors are promised a later visit to see their club station and to meet the amateurs who have resulted from their generosity. I think we can put together excellent club stations for about \$2,000 each, with rigs, beams, towers, rotors, and so on. I've asked many groups about this and have always had plenty of volunteers to come up with the needed funds.*

*Thus, there is no problem with a lack of ham gear for personal stations... or power. The youth clubs have power and a person to be in charge of the club station.*

*The youth quickly are attracted to the wonders of talking all around the world via the club station... and tackle the theory and code programs with enthusiasm. For the long run, they are now on the path toward most rewarding careers as technicians and perhaps even engineers. These Third-World countries need technicians desperately. The main problem facing them is motivation... and amateur radio sure can provide that.*

*A few days ago I met with the Prime Minister of a small country in the Caribbean and I outlined my plan. He was most en-*

*thusiastic. I will be pursuing this, and if it works out I'll be after you, the readers, for some donations to get ham club stations set up. I'd like to see this scheme tried out in a hundred small countries. Amateur radio needs it... and so does the world.*

*The pileups are another problem.—Wayne.*

#### AFRICAN CLASSES

We noted your comments re license classes with interest (April, 1981). The Johannesburg Branch of the South African Radio League offers every six months three different courses leading to the radio amateur operator certificate examination. All lectures are coordinated, advertised, and run by the SARL-Johannesburg for the benefit of intending amateurs and the club and its members.

There are no "hidden" charges, and the fee of R45 includes the lecture material. All the student has to buy is a pocket calculator at about US\$12. No company is involved, and the venues are private colleges with the exception of our special course in Soweto, where courses are offered at Molapo Technical Centre to save the students the long travel time. This course is free of charge.

Lectures are selected to bring the students in the shortest possible time up to exam level. The lecturers are selected to have the right psychological profile to enable the students to gain the right attitude to his/her future fellow hams.

The lecturers are paid a fee of US\$18 to US\$22 per each two-hour lecture, and are expected to check the students' homework.

Our lectures start each year in late January and end in July or early August. The exact date depends on the school holidays. Our club has been offering courses now for over 7 years. The tremendous growth of ham radio, in particular in the greater Johannesburg area, speaks for itself.

**Peter Strauss ZR6MI  
Johannesburg, South Africa**

#### ARRL OK, BUT...

Attached is a letter which I sent to Robert York Chapman

W1QV, President of the ARRL foundation, in response to his appeal for contributions for OSCAR. I think OSCAR is great. I will contribute. Also, I would like to see our house cleaned up. When Dannals and Metzger resign, the fog should abate somewhat. I urge all ARRL members to write to their directors demanding the resignations of Dannals and Metzger. The League is a great institution for continuing ham radio as we like it. We don't need "rubber stamp" directors, "closed-door" forced "kick-outs," and uncounted "vote shredding." Let's end dictatorship and return to some kind of decent ethics.

[The letter to Mr. Chapman supported Don Miller and said that the \$17 contribution for OSCAR suggested for ARRL Life Members would be exceeded and mailed in as soon as "Mr. Metzger and Mr. Dannals have resigned."]

**Ronald C. Williams  
W9JVF/ZB2CS  
Indianapolis IN**

*Troublemaker.—Wayne.*

#### JOBS OUT THERE

I hope it's not too late to reply to a letter in your issue of May, 1981. I'm referring to John Townsend's letter (Getting A Job).

I don't know where he is looking, but the man is certainly not including broadcast stations in his definition of "an industrial outfit who needed a competent electronics man." I have had, for almost a month now, an opening for an engineering assistant. The requirements aren't severe: just the knowledge to do the job and an FCC First Class Phone. No experience? Not to worry; I'll train you.

In my search (believe me, there just aren't enough people out there to meet even my minimum requirements), I found many stations which also were looking for engineers... just within a 150-mile radius of Dayton. Part of my search consisted of calling these stations, hoping that maybe they had had a recent applicant that they could point my way.

Our starting salary (typical for this job is \$250 to \$300 per week (higher scale for someone who does have experience)—somewhere between Townsend's experienced political

technician and the Phi-Beta-Kappa Double E... and neither applicant need either have minored in politics or worked 15 hours a day in Nome. I make over \$400 per week, and I am not related to the boss nor am I one of his buddies. I also can move under my own steam and motivation. His secretary and I are not having an affair, and I am not a member of a minority.

Age? No problem. One of my applicants is 63. He is highly qualified... but, when I tried to call him back for an interview, he was never in and wouldn't return my calls. I would have hired him in a minute!

There is nothing wrong with feeling sorry for oneself, but, Uncle Wayne, when things have been going wrong for a long, long time, why don't people stop, look at themselves, and think that's perhaps where they should be pointing the finger?

Would I hire John Townsend? With that attitude? Would you?

**Patrick J. Shirley**  
Chief Engineer, WONE/WTUE  
Dayton OH

### FREE TOROIDS

The public services performed by radio amateurs are recognized by the Chesapeake and Potomac Telephone Company of Maryland, which has donated a large number of 88-mH toroidal inductors for their use.

Superior passive CW filters using these coils have been described by Ed Wetherhold W3NQN in *HR* (April, 1981) and *QST* (December, 1980). He is a filter design and applications engineer with Honeywell, Inc.

Ed is giving generously of his time in packing and handling the eleven toroids per carton. Your only cost is the shipping. Send an SASE for instructions to: Ed Wetherhold, 102 Archwood Avenue, Annapolis MD 21401.

**Gene Brizendine W4ATE**  
Huntsville AL

### CABLE QRM

For those of you who thought that your TVI problems would go away when your neighbors went on cable TV—'taint necessarily so! I recently ran into an unusual TVI problem here in San Jose

that involves a local cable company and its channel assignments. This TVI problem will create a serious situation for amateurs if action is not taken now.

The cable companies have a group of channel frequencies between TV channels 6 (88 MHz) and 7 (174 MHz) which they normally designate as channels A,B,C, etc. These channel frequencies are more or less standardized throughout the cable TV industry. The cable companies use these channel frequencies for their premium offerings such as HBO, Show Time, etc. There seems to be no industry standard as to what offering goes on what channel. The cable companies use downconverters at the subscriber locations to pick off the desired channel and downconvert it to TV channel 3.

My problem is with cable channel E which is used for the "Movie Channel" here in San Jose. (On other cable systems, channel E may be used for any premium offering, as mentioned above.) The problem is—believe it or not—channel E's video is on 145.25 MHz and the audio is on 149.75 MHz! This means that the downconverter's front end is tuned across the entire two-meter band. Tests indicate that 1 Watt will wipe out E to 100 feet, 35 Watts to two blocks, and 130 Watts to five blocks. (This is true with any two-meter frequency.) These tests were made with my neighbor after the local cable company had replaced all its coax and checked all its grounds. I wonder how bad the results would have been had we made the tests before the coax and grounds had been restored to like-new conditions. By the way, tests at locations with underground coax systems produced about the same results.

In order to get something done here, I had to set up a conference call between the local cable company and the FCC. The end result was that the FCC told the cable company to correct the problem. I don't know their plans after conducting tests at my QTH other than the fact that they want my neighbor to switch to another offering to get away from the interference.

There is no way that this channel E and two meters can coexist. We don't want another

6-meter and TV-channel 2 situation. So—what I'm asking is that if you have this problem, or know someone who does, please notify the local cable company. If necessary, mention FCC Rule 76.55A1 which pertains to this problem. They need to know just how bad this problem is. Also, please notify the FCC and the ARRL.

We need to face this problem now. Cable is the coming thing, and we need to establish the ground rules now before additional channels are created on the other ham frequencies.

**Bill Rinker W6OAV**  
San Jose CA

*Not only are some cable systems very susceptible to interference, but many of them radiate harmonics that interrupt amateur communications. Any suggestions?—N8RK.*

### BOO TO HOME BREW

I'd like to say a few words in defense of store-bought ham gear.

It seems kind of fashionable these days to heap scorn on so-called "appliance operators," who offend the old guard by not personally building all their transmitters and receivers. At one time, everybody built everything, because that was the only way to get hold of the stuff at a price within the average ham's budget. It was more a necessity than a virtue. The practice had several undesirable side effects.

First, it limited the sophistication of a piece of equipment to the amount of time the owner could spend on designing and building it. The entire cost of development was spent on one single piece of hardware; there was no way to amortize part of the cost over a large run of units, except for the occasional club group project. Guess why things like bandpass i-f filters never caught on until the late 50s?

Second, it limited the amount of testing that could be done to whatever was within the capabilities of the test gear the owner could afford to buy, build, or borrow. Guess what? Spurs all over the place, and mediocre audio.

Third, it slowed the building of equipment enormously, because each assembly job was cut-to-fit using the simplest

hand tools. There was no opportunity to tool up for a design and build up some speed. So, a damn sight less equipment got built, and fewer people were willing to bother in the first place.

And where are the virtues of home brewing what can be bought? How does the world benefit from having yet another Novice design and build a CW transmitter whose circuit is essentially the same as the thousands that have been made since 1925? Does anyone seriously think that this kind of project teaches anything applicable to keeping the real workhorse gear—synthesized FM rigs and broadbanded sideband transceivers—working right?

Home brewing was a stage ham radio had to pass through in order to get off the ground, but it never could have grown up to be a serious, reliable, useful form of communication if it hadn't grown out of that stage. Today's gear would be neither adequate nor affordable if there weren't a way of concentrating more effort on its development and construction than a single individual can bring to bear, nor would there be enough hams to supply an adequate response when a disaster strikes.

There's still home brewing, of course, and for good reasons. Ham technology continues to advance, and at the cutting edge the market is small and commercial equipment doesn't exist. When a piece of gear is needed, either for a test or for regular use, and it can't be found, that's the time to get out the reference library, the desktop computer, and the scope. But to build *everything*? We'd never get anything done! Sure, ham technical talent is capable of equaling any professional talent on any task, but let's concentrate that kind of effort where it's needed instead of trying to lay guilt trips on people who are really bringing the strength of diversity to our hobby.

**John A. Carroll AB1Z**  
Bedford MA

*Right on, John! Although I truly enjoy home brewing accessories and other small projects, I have no interest whatever in designing and building my next HF rig. I'd rather concentrate on the human side of our hobby, which is every bit as important as the*

technical side. Hams are still doing plenty to advance the state of the art. Satellites, microwaves, spread spectrum, moonbounce... there is no shortage of challenging frontiers.—WB8BTH.

## SCOUTING HELPS HAMS

Your May editorial calls for clubs to entice young people in-

to the ranks of amateur radio operators. You listed a number of activities for young people which you regard as distractions from ham radio. One of the activities listed was Boy Scouts. Rather than being a distraction from ham radio interest, Scouting can become a tool in developing new hams.

Radio clubs which wish to actively pursue new young opera-

tors should encourage their members to become certified with their local Boy Scout Council as Communication Merit Badge counselors, or the club should sponsor an amateur radio special-interest Explorer Post. Boy Scouts are young men from age 11 to 18, and Explorers are young men and women from age 14 to 21.

My experience with Scouting as a leader encouraged me to

earn my ticket at the age of 33. Please don't put Scouting down; encourage the ham radio community to get involved in Scouting.

**John C. Mullan KA2MKU**  
District Commissioner  
Fuertes-Frontenac District  
Baden-Powell Council, B.S.A.  
Ithaca NY

*On my honor, I will do my best. . . —N8RK.*

# LOOKING WEST

Bill Pasternak WA6ITF  
c/o The Westlink Radio Network  
Suite 718  
7046 Hollywood Blvd.  
Hollywood CA 90028

*Dedication: I wish to dedicate this month's column to the memory of my friend and writing colleague, Ray Thill WA9EXP, who died tragically on Sunday, May 31, 1981. Ray was a very special person to many of us. We loved him and we will miss him very much.*

In last month's column, I mentioned that I had heard the audiotapes of Dr. Dave Gardner's ill-fated Palmyra DXpedition in 1979. In fact, I spent a little over 50 working hours editing them into a form that Dr. Gardner could use in talks he was planning at that time.

The tapes were recorded by another amateur here in Los Angeles, Bernie Abrahamson W6PJX. Bernie used 2400' mylar™ reel-to-reel tape which ran at a speed of 3-3/4 IPS. He captured much of what transpired during that time including most of the emergency communication between Palmyra and the US mainland.

Editing the tapes into usable form meant first transferring or "dubbing" them from 1/4 track to full track; I upped the speed to something workable for editing purposes, grouping emergency contacts with one another, DXpedition contacts together, etc. This was done by listening to the tape and hand-cutting pertinent sections together on separate reels.

The next step was the most time consuming: removing parts which contained nothing but dead air, totally unintelligible communications, and material not really pertinent to the operation. The equipment used consisted of a Tandberg Model 6 for playback, a Sony TC-250 (full-track converted) for recording, and a modified Sony TC-155A with an Edit-All S-2 block for assembly. (By the way, for those of you outside the broadcast industry, this is called "Assembly Editing," aptly enough.)

The final work was to transfer the many completed open-reel tapes onto standard audiocassettes. For this, the Sony 250 was played through my Vanco Port-A-Board mixer into a Panasonic RS-260-US stereo cassette deck which was parallel-channel connected for monaural recording. As you can tell, this was quite a chore. In fact, over 600 splices were involved in making the raw original into a form usable for discussion and evaluation purposes. Obviously, over this 50-hour period, I became intimately aware of much of the DXpedition's experiences and the problems it faced.

Two things that stand out in my mind were the numerous instances of interference to DXpedition emergency communications—interference that was obviously of the intentional kind—and other instances where amateurs seemed far more concerned about when DXpedition operation would commence than about the welfare of those who were stuck on that isolated rock. The thought of a contact to that rare location seemed to cause many ama-

teurs to lose all common sense. The 5-second contact and hoped-for QSL seemed to replace all sense of reason for many.

I was really appalled by some of what I heard. I find it hard to believe that human beings, hams like myself, would value a lousy piece of paper over the lives of a group of fellow amateurs. Nor were these the only instances of disregard. Some of the disregard was for the amateur rules themselves, such as calling the operation *on frequency* for a contact while operation was below the US phone band. Also, the sometimes downright nasty comments by those who committed the same regulatory violation in order to get the original offender off the frequency.

Since the bogus QSL card story broke, I have spoken with many hams about it. Opinions vary from "How could they possibly have done this to the DXCC program?" to a simple "Right on... it's about time someone cleaned up this ARRL-created mess." Most comments have fallen somewhere in the middle, like, "Now that it's all in the open, maybe we have a chance to revamp things a bit to make it less competitive and more in line with the basis and purpose of amateur radio."

I think these are the people who are on target. I see nothing wrong with having a sport in amateur radio—a sport called DXing. But when this sport becomes an obsession and causes so many to lose all sense of propriety, then the rules by which the game is played must be changed.

Most of those into DXing with whom I have spoken feel that two changes are needed. The DX Advisory Committee rather than the General Manager must be the entity to decide on the validity of a country or place for

DXCC credit, and the DXCC Honor Roll must be eliminated. This, they say, would keep the sport, make it even more democratic in the judgment aspect, and take away the razor edge from the competitiveness.

They are the experts in this one, not I. If I ever get back into DXing it won't be from this QTH because of antenna restrictions. It will be on my old friendly 6-meter band only. As I wrote once before, the HF DXer could learn a lot from his VHF/UHF brethren with regard to cooperation. Many VHF/UHF DX records attest to this. Ask people like WB6NMT or N6NB if you don't believe me. Cooperation is how the records are set. That's how everyone gets his slice of the pie.

## SECOND-CLASS CITIZENS

Some three years ago, a friend of mine decided to run for the ARRL Vice Directorship in his division. He went through the nominating process only to be declared ineligible because he held a Technician-class, not a General-class, license. He thought he was eligible to run for that office because, according to the ARRL, there are only two classes of membership: full members, who are any licensed amateurs, and associated members, who are unlicensed and therefore cannot vote for either Director or Vice Director.

(By the way, Newington, in case you have never read your own paperwork, nowhere can I find anything regarding SCM elections. Does this mean that an associate member can vote for SCM?)

My buddy was, and still is, very active in local amateur radio affairs. He spent years working in AREC (now ARES), organized communications for walkathons and other civic events, has been active with many radio clubs, and is currently the presi-

dent of one. He is a person who gets things done and he felt he could do even more. So, when he was rebuked by Newington only because he did not hold a General-class license, he was rather upset and planned legal action on what he felt was an obvious contradiction between the League's corporate charter and their operating rules. The cost of such litigation caused him to decide against it, so we will never know if he would have been elected or not. He was popular, but so was the incumbent. Both were good men. But this has caused many amateurs to wonder if the ARRL isn't guilty of something called "License-Class Bigotry," discriminating against an individual because he or she does not meet certain arbitrary criteria set forth by the League hierarchy.

I must ask: How many Novices and Technician-class operators are there who would gladly serve in an elective post if not for this restriction? (A restriction enacted by the Executive Board, and not one that appears in the ARRL's corporate charter!) One of the excuses often uttered in defense of this policy is that Novices and Techs cannot operate on certain bands where League-function networks are held. That may be true

today, but we are entering a new era, one of amateur communication by geosynchronous satellite. It won't be too many years before the 80-meter nets are a thing of the past, having been replaced by similar on-the-air conclaves via satellite. The entire future of the Amateur Service really lies in space communications, and these are frequencies that the Tech can and does operate.

Believe it or not, there are people who have no interest whatsoever in operating on any band below 50 MHz. They view HF as a zoo, a place to be avoided at all costs. Hence, they see no need to upgrade. Many never will. Yet these very same people are ready, willing, and able to lead. They want to lead. They have the ability to lead.

I can only wonder what excuse the ARRL will have for keeping these people as second-class citizens some 10 or 20 years down the pike. As I and many others see it, another change needed in the ARRL is for an end to this type of license-class discrimination. People must never be judged on their ability to copy 13 words per minute as is now the case. If you are going to set some criteria, then they must be overall, and the

most important point is willingness to serve.

My buddy didn't have the financial wherewithal to make it stick, but one of these days a Novice or Tech will come along who will. It may take such action if HQ doesn't wake up to the realization that we are in a new era. The 1980s. An era of split-second communication. A time in which amateurs are attuned to what's happening around them. Many of today's amateurs, regardless of license class, are politically active. They want and demand to have their voices heard, and if the ARRL doesn't attune itself to this, then one of these days there may be a "court ordered Novice in Newington," with everyone else up there wondering how it happened. The electoral process needs drastic revision. Ending the license class requirement to hold office would be a major step. I can only hope it's a voluntary one initiated in Newington, and not one that is eventually court ordered. There are better ways to see my dues spent than on protracted court battles.

By the way, I have no interest in becoming an ARRL official, nor am I eligible under Rule 11, with which I agree for the most part. Those of us who make a liv-

ing, even in part, from amateur radio, should not run for such offices.

There are some exceptions I would like to see made even here, however. A few months ago, Wayne alluded to the true story behind the 1980 Southwest Division Vice Director's race which saw Gordon West WB6NOA disqualified from candidacy that time. I don't have the time this month to go into it extensively, but I will in the near future. Suffice it to say that Gordon was disqualified because, as editor of *CB Magazine*, he decided to use that vehicle as a way of helping CBers who wanted to get their amateur tickets. To that end, he began publishing a license-training course using training material from the League itself. It was in part because of this that he was disqualified. There's more, but we'll get into it later on.

I'd like to invite you, the reader, to voice your feelings about the ARRL and what direction you feel it should take in the decades to come. What changes are needed, if any? I have my views. I invite yours and will be happy to print them in this column as space permits. It's your League and mine. Let's tear down the "codfish curtain" together and make the ARRL play.

## KAHANER REPORT

Larry Kahaner WB2NEL  
PO Box 39103  
Washington DC 20016

### PLAIN LANGUAGE REVISITED

The first time that I read through the plain language rules' comments in February, the red vinyl FCC binder was thin. I checked again in late June, and it took four, fat loose-leafs to hold it all. A torrent of letters arrived at the last minute even though hams had since December (theoretically, at least) to comment. That's not unusual, however; most petitioners wait until the cut-off date. But in this case, hams largely ignored the plain language proposal until recently.

Several amateurs asked for a six-month extension for com-

ments, saying that they couldn't get their hands on the *Federal Register* issue in which the rules were published until March. In addition, some said their clubs got bogged down printing and distributing the 50-page document to members because of the rule's bulk.

The FCC denied all extension requests. They said the rules were out for public comment for nine months (again, theoretically), much longer than other proposals and that the amateur community wouldn't be served by further delays.

However, Carlos Roberts, Private Radio Bureau chief, showed compassion. When the ARRL asked him to reconsider their petition for extension—this time they only asked

for two extra months—he agreed. By the time you read this, that extension will have expired (August 21), and the "replies to comments" period begun.

With so many comments to wade through, I couldn't get an accurate count on the definite yeas and nays. Most comments seemed somewhere in between, with hams liking some parts, despising others. Some just wanted to trash the whole thing.

One objection stood out, though. Overwhelmingly, hams took exception to the text's beginning in which the commission dropped the traditional principles and reasons for amateur radio spelled out in Part 97: promotion of international goodwill, public service, perfection of communications technology, and so forth. The new rules just leave it this way: for the satisfaction of the operator.

Many commenters deemed that to be too simple a statement for such an important fac-

et of the service. They believed the FCC's new approach too basic, that it lowered the Amateur Service's stature to that of the CB Service, noted several hams. Their pride hurt. Their egos ached.

In a more practical vein, however, other hams pointed out that when the time comes for amateurs to defend their frequencies—as they must often do when another service believes it can make better use of the ham bands—intruders will look at the given official reason for amateur radio, and then use it to show the frivolous and self-serving nature of the service. Also, they added, to those who know absolutely nothing about amateur radio, the statement of purpose doesn't say anything substantial, doesn't teach an outsider anything.

I talked with Roberts about the plain language rules, and he assured me that the commission staff remains open-minded. "That's why we put the rules out

for comment," he said. He emphasized that the proposal isn't etched in stone—not by any means—and that before the rulemaking period ends, he expects changes, both in wording and in substance, based on comments.

What the FCC really looks for in comments is not "I hate any change; I hate the new rules" kind of letters, but the "I hate the new rules because..." types. Or, "I like the new rules except for..." So, keep those cards and letters coming in. And be specific.

And a word on comments. It's a rich-man's game. The FCC doesn't make it easy for private citizens to read filed comments so interested parties can reply. The only place dockets are kept is in Washington, DC, at Commission headquarters. If you live in Seattle, you're out of luck unless you maintain counsel here. And that's precisely what broadcast stations, common carriers, and others do. It's spawned a whole new industry. Lawyers make their living just following rulemaking for their clients, duplicating letters, and mailing them out. (Actually, lawyers often hire college students at cut-rate prices to do the legwork.)

One trick attorneys use to make life easier is to intervene in a rulemaking—make a comment, any comment. Then, following the rules of professional

etiquette among attorneys, you become part of the "service" list and anyone who comments afterwards automatically sends you his filings.

Well, what started this whole plain language thing? Why did the FCC decide to rewrite the amateur radio rules in the first place? The stock answer that Commission staffers give inquirers is that it stemmed from an executive order. That's Washington talk for "the President told us to do it."

In this case, that's quite true, and when I jog your memory you'll recall it. The Carter administration was hot on the idea that legalese was becoming too foreign a language for government documents that affected the public. Carter declared that federal agencies should begin programs to rewrite rules in plain English. The FCC took that edict to heart (other agencies, unfortunately, didn't) and started work on the CB Part 97 rules and those governing maritime radio operation. They did such a good job on the CB rules that the President held it up as a model for other agencies to follow.

So, the commission, reeling from all the executive attention, decided to expand the project to the next logical area: amateur radio. Because of its strong general public interest, it seemed the next likely candidate.

FCC staffers took the President's order seriously and attacked Part 97 like it was part of an etymological holy war. They can't turn back now even if they wanted.

With budget cuts keeping people running scared, afraid to even hint that they were wasting public monies, stopping the plain language rulemaking now would be embarrassing. Too much time, effort, and money have been invested already. Also, a large number of FCC staffers still loyal to the Carter administration intend to carry out his order. In addition, the FCC boasts that they rewrite better than anyone else and vow to keep it that way, pal.

No matter how strongly you ask the FCC to stop the rulemaking, no matter how much you yell and scream, chances are slim on dropping the matter. My guess is that it's going to happen whether you like it or not. So, again, keep those cards and letters coming in. It's your only chance for a fair shake.

#### NO CODE, NO WAY—ALMOST

It comes in cycles. For some reason, the amateur community is once again talking about a no-code ham license. It could be because of the '79 WARC decision which allows dropping the code requirement for licensees transmitting above 10 meters. That international rule takes effect in

1982, and the FCC can, if it wants, follow it. However, WARC doesn't allow no-code for 10 meters and below. According to the agreement, code below 30-MHz still reigns. As an aside, the US Senate has yet to ratify the WARC treaty.

The no-code proposal has been floating around the commission for about 10 years, but contrary to some reports, the FCC harbors no immediate plans to drop the code requirement.

However, highly-placed FCC sources told us they favor a no-code ticket designed with VHF, UHF, and microwave experimenters in mind. It's not necessary, the thinking goes, for operators to understand International Morse just to tinker with the new technology. In fact, very little if any futuristic radio techniques will employ International Morse, and the FCC knows it. The commission still looks to hams as prime movers for expanding radio technology, and it doesn't want to hinder the state-of-the-art because someone can't master the dit-dahs.

Instead of the code, though, FCC officials say they would substitute a very difficult written test—with emphasis on the word "difficult." Even though commission officials seem to agree with this concept, it's still a long way off. If it were implemented tomorrow, it still couldn't take effect until 1982.

## NEW PRODUCTS

### AUTOMATIC ANTENNA TUNER

The Daiwa CNA-2002 marks a major advancement in antenna tuner technology with a compact, economical, and automatic 2.5-kW antenna tuner. The relatively small size of the CNA-2002 is made possible by a Daiwa breakthrough in high-voltage variable capacitor design. The large, old-style, variable capacitors have been replaced by small, rugged, encapsulated units. The CNA-2002 makes it possible to achieve an optimum antenna match in a minimum amount of time.

The matching function of the

tuner becomes automatic whenever the operate button is pressed (5 to 50 Watts of rf must be applied to the tuner). The internal detection circuitry detects forward and reflected power and the resultant proportional dc voltage is applied to the motor control amplifier, which in turn drives the tuning motor. The tuning motor is connected to two variable tuning capacitors through a gear train using a 30:1 gear ratio. Automatic operation ceases when the swr dips below 1.5:1. Two fine-tuning controls on the right-hand side of the CNA-2002 can be used to quickly lower the swr to 1:1. The



MCM's Automatic Antenna Tuner.

CNA-2002 performs its automatic tuning function in less than 45 seconds!

The tuner section of the unit can be switched out to permit the swr metering function to be used independently. The CNA-2002 incorporates the unique

Daiwa cross-needle meter. It allows forward power, reflected power, and swr to be read simultaneously without sensitivity adjustments! The CNA-2002 also features a built-in 100-Watt dummy load, two switchable antenna outputs (SO-239 connec-

tors), and a linear amplifier remote-control terminal.

For more information, contact *MCM Communications, 858 E. Congress Park Dr., Centerville OH 45459; (513)-434-0031*. Reader Service number 486.

### BEARCAT 100 HAND-HELD SYNTHESIZED SCANNER

Electra Company has announced a breakthrough in scanning radios with their new Bearcat® 100 hand-held portable, which they will manufacture here in the US. Fully synthesized, it requires no crystals. Compressed into a 3" x 7" x 1 1/4" case is more scanning power than many base or mobile units. The unit has a full 16 channels with extended frequency coverage. Power consumption is kept extremely low by using a liquid-crystal display and several low-power integrated circuits which are new to the industry.

The Bearcat 100 produces an audio power output of 500 milliwatts and a hefty one Watt when used in conjunction with the accessory ac adapter included in the package. The unit has patented Track Tuning, high selectivity, and sensitivity of

less than a microvolt on all bands and all channels.

The unit operates on 6 AA batteries and has a battery-low LED indicator to signal when to recharge. A special internal circuit protects against overcharging while also preventing excess drain on the batteries. The unit's wide frequency coverage includes all public service bands (low, high, UHF, and "T" bands), both 2-meter and 70-centimeter amateur bands, plus military and federal land mobile frequencies. The unit has direct channel access and a built in automatic scan delay. The package includes a sturdy carrying case, earphone, and battery charger/ac adapter.

Complete details are available from Bearcat scanner suppliers, or by writing to *Electra Company, 300 East County Line Road, Cumberland IN 46229*. Reader Service number 480.

### VOICE CONTROLLER

Remote control by voice via radio or telephone is now possible with the Covox Model I voice controller. Low in cost and fully self-contained, this noise- and click-resistant system extracts the voicing component of speech

from low-grade voice communication circuits in the manner of a human listener.

The primary measure of voicing duration is modified and corrected through cross correlation, with vowel sounds characterized by the spoken words "dih" and "dah". Spoken Morse, binary, or RTTY codes are reliably recognized with considerable tolerance of the particular speaker and voice-channel quality.

A 16-word vocabulary controls anything that can be switched: garage doors, wheelchairs, etc. Use the fundamental pitch output for proportional control tasks, such as varying motor speed or dimming lights. Low power requirements make it ideal for portable systems using mobile, marine, aircraft, amateur, or CB radio.

The system is flexible, with applications to such diverse tasks as driving external vibrators for aiding the deaf through the sense of touch, or working in conjunction with a host computer to achieve a high degree of security in telephone or radio identification. The system comes complete with ac adapter, microphone, and user's manual. For more information, contact *Covox Company, PO Box 2342, Santa Maria CA 93455; (805)-937-9545 or 928-4818*. Reader Service number 483.

### INSTANT-TUNING WEATHERADIO®

Radio Shack, a division of Tandy Corporation, has announced a new three-channel VHF-FM weather broadcast receiver. This latest addition to

the company's line of Weatheradio® receivers features crystal control of tuning for instant station selection with a simple three-position switch, eliminating the problem of off-channel tuning and drift.

The crystal-controlled Weatheradio (12-152) receives NOAA/National Weather Service broadcasts on any of the three channels used: 162.550, 162.475, or 162.400 MHz. Because of the precise frequency selection possible with crystal control, stations can be accurately selected with a three-position switch instead of the usual manual tuning knob.

An rf amp brings in NOAA VHF weather stations at a range of up to 50 miles, making this receiver effective virtually anywhere in the United States.


The crystal-controlled Weatheradio is housed in a low-profile design with a simulated rosewood finish. It measures just 1-1/2" x 5-1/4" x 3-1/4" (H x W x D). The convenient top-mounted play-bar turns the unit on and off; the channel selector and volume control are hidden beneath the unit, since these settings are seldom changed in actual use. A 2-1/4" (diameter) speaker is top-mounted for excellent clarity.

Signals are captured by an attached antenna, which can be telescoped down and folded behind the unit for easy storage, if desired. Power is provided either from a 9-volt battery (not supplied) or an optional ac adapter (not included, available separately).

The Model 12-152 crystal-controlled Weatheradio and ac



*Bearcat's hand-held synthesized scanner.*



*The Realistic crystal-controlled Weatheradio.*



adapter are available at Radio Shack stores and participating dealers. Reader Service number 485.

#### DATAK FLEXY-MARKER

The Datak Corporation has developed a novel wiremarker. Called Flexy-Marker™, it is claimed to be the first major design improvement in 30 years.

The new marker breaks with tradition by using no cloth. It is made instead from a dead-soft vinyl plastisol film that clings and conforms to all wires. The adhesive adheres especially well to vinyl and will not loosen when the marker is flexed or exposed to heat and hydraulic and lubricating oils. The recommended upper temperature limit is 125° C, but when samples of the new marker were exposed continuously to 150° C, they showed no loosening and only a slight cosmetic discoloration.

While ordinary marker legends have a tendency to wear off when roughly handled, Flexy-Marker legends are heat-fused into the plastisol film so that they remain legible under the most severe working conditions. They are unaffected by most solvents and easily withstand the abrasion encountered from fishing wires through conduit and raceways.

If a standard wiremarker is hand-applied, it is difficult, if not impossible, to avoid contaminating the adhesive at the end of the marker. The result, after a few days, can be a loose or dangling marker. Flexy-Markers avoid this problem with a 3/8" tear-off tab that serves to both apply the marker and to seal down the end in one continuous motion. Flexy-Markers are perforated so that they can be used on one large diameter wire (0.35" diameter) or on a terminal strip and two smaller wires.

The new markers are supplied in sets of 24 identical sheets bound into a handy 3-1/4" x 5-1/2" pocket pad. The pads all contain a set of 1056 1- and 2-figure markers. The marker range initially includes identical and sequential numbers to 520 as well as the alphabet, supply-voltage designations, and miscellaneous machine-wiring designations. For more information, contact *The Datak Corporation, 65 71st Street, Guttenberg NJ 07093; (201)-869-2200.* Reader Service number 489.

#### MORSE-A-KEYER CW KEYBOARD

A low-cost, dependable CW keyboard is now available from Microcraft. It features an industrial-quality keyboard, a rugged steel case, and a 16-character first-in, first-out buffer which allows you to type slightly ahead of the text being sent. Also included are an internal speaker, a sidetone monitor, and a "buffer-full" LED warning.

The speed range is 5 to 45 wpm, standard, but can be easily increased by changing one resistor. A reed relay is used to key your transmitter and to provide isolation between the keyboard and associated equipment.

The Morse-A-Keyer is available as a partial kit, complete kit, or factory wired and tested. The partial kit consists of a PC board, construction manual, and board parts. The builder must supply an ASCII-coded keyboard, a 5-V at 120-mA supply, and miscellaneous hardware.


Shipments are made worldwide and requests for quotes are invited. Contact *Microcraft Corporation, PO Box 513, Thiensville WI 53092; (414)-241-8144.* Reader Service number 481.

#### TUBULAR PLYWOOD

Molded tubular plywood, a unique product with multiple uses, has recently been developed for industrial applications. Known as Plytube, it is a tough, versatile, and economical tubing, yet retains the warmth and beauty of natural wood. Stronger than steel, weight for weight, it is nonconductive, noncorrosive, waterproof, lightweight, and easy to cut and handle. In large diameters, it can be a low-cost replacement for fiberglass, metal, or plastic tubing.

Plytube is bonded under heat and high pressures with specially developed resins. This chemical impregnation gives the material unusual hardness and impermeability. It resists fungi, flame, and salt air and can be treated for underground installations. For special purposes, one or two of the wood plies can be replaced by metal, wire mesh, or synthetic laminates.

In the electronics field, Plytube offers unlimited uses. It is ideal for low-cost, easy-to-erect antenna masts. It can be used



*The Microcraft Corporation Morse-A-Keyer.*

as coil forms for transformers, bobbins for coils, insulators, for lightweight housings, loud-speaker enclosures, and packaging of fragile or valuable instruments.

Plytube is available in any thickness from 3 to 46 plies and up to 84" in diameter. While circular in shape, it also can be formed in square, oval, and rectangular configurations. It can be extended to any length by internal or external sleeves. By us-

ing various types of wood and construction techniques, it can be adapted to a wide variety of weight and strength characteristics. For more information, write *Plytube Corporation of America, 39 S. Canal Street, Lawrence MA 01843.* Reader Service number 482.

#### TRAILERED TOWERS

Trailer-mounted antenna towers can be erected by a single person in record time as was



*Molded tubular plywood from Plytube Corporation.*



Indiana Quick Charge's QC500 charger.

recently demonstrated at Tel-ex/Hy-Gain. From the time the trailer was parked to the full extension of the tower, only 15 minutes had passed. The company also demonstrated that these self-supporting crank-up steel towers are easily trailered even by passenger cars. According to the manufacturers, the trailer towers are exceptionally well suited to microwave tower surveys, their construction or repair, for site evaluation of repeaters, and for emergency field communications.

Towers are mounted on the trailer by a method which requires only one winch to tilt and erect the tower to its full height. Single-axle trailers, complete with legal running lights, accommodate medium to heavy-

duty towers to 52 feet (15.85m). Two-axle, heavy-duty trailers with towers to 70 feet (21.3m) are also available.

For full information, contact Clyde Blyleven, *Hy-Gain, Division of Telex Communications, Inc., 8601 N. E. Highway Six, Lincoln NE 68505; (402)-467-5321.* Reader Service number 487.

#### INDIANA QUICK CHARGE QC500 CHARGER

Indiana Quick Charge, Inc., has announced the development of their newest product, the QC500 nicad fast charger. The QC500 is a combination home fast charger and mobile battery eliminator for nicad-powered portable hand-held transceivers.

The QC500 offers a quality constructed housing of die-cast metal that measures 2-1/2" x 4-1/4" x 1-1/4" and is covered with a gray baked-enameled finish that resists marring from constant use. Also featured are indicator lights that show input voltage, short-circuit condition, and output voltage, allowing the user to be assured of correct operation at a glance. Enclosed accessories include a UL-approved 1-Amp wall transformer (for home use), a mobile eliminator cord (which plugs into automobile cigarette lighter sockets), two replacement fuses, and a complete instruction manual. A warranty covers parts and service on the unit for a period of one year from date of purchase.

The QC500 is designed with heavy use and durability in mind. The charging unit is virtually indestructible physically and electrically. The unit can survive shorted output conditions and improper polarity connection. Both the input and output are fused to protect the charging unit and the user's equipment.

When used with the supplied wall transformer, the charger typically supplies 300 mA to the battery pack, gradually tapering down to 40 mA in about 4 hours. Extensive filtering of the charging current will allow normal operation with most equipment while the charging unit is in operation. When used with the mobile cigarette-lighter cord, the charging unit will allow operation of the user's radio equip-

ment while in motion. Models are in stock for most popular hand-held units and the QC500 is readily adaptable to virtually any nicad-powered device with a 4- to 9-cell battery pack.

For more information, write *Indiana Quick Charge, Inc., 367 West Main Street, Danville IN 46122.* Reader Service number 488.

#### NEW HAMTRONICS® CATALOG

Hamtronics, Inc., has announced publication of a new expanded catalog crammed full of goodies for the VHF/UHF/OSCAR enthusiast.

The 40-page two-color catalog features a new 5-channel, 10-Watt VHF FM transceiver, new COR and CW ID modules for repeater builders, and new accessories, such as rf-tight enclosures for repeaters and power supplies. Also featured are the new T51 (VHF) and T451 (UHF) FM exciter modules. Many new ranges of transmitting and receiving converters have been added, as well as a series of receiving converters to extend the frequency coverage of scanners to new military, satellite, and commercial bands. The catalog also includes the full line of Cushcraft and Larsen VHF and UHF antennas.

For your free copy of this new catalog, write to *Hamtronics, Inc., 65F Moul Rd, Hilton NY 14468; (716)-392-9430.* (For overseas mailing, please send \$2.00 or 5 IRCs.) Reader Service number 484.

#### SP-300 from page 46

sensors, and everything else are shielded from both each other and the outside world. Swr sensors? Yup. This meter has three, and they are switch-selectable from the front panel. Three different rigs and antennas can be connected to the meter at the same time. Each sensor has its own input and output connectors, and if there is any crosstalk between them, I couldn't detect it.

The first sensor covers 1.8 to 200 MHz, with a maxi-

mum power input of 200 Watts. The second covers the same frequency range, at a maximum level of 1 kW. These two sensors are fed with UHF connectors. The third sensor covers 130 to 500 MHz at a maximum of 150 Watts, and wonder of wonders, it's fitted with N-type connectors!

The SP-300 offers both relative and absolute power measurement using the procedures outlined earlier. Accuracy is rated at 10 percent, but should be much better than that under normal circumstances. Recali-

bration to a laboratory standard is possible, but as the instruction sheet says, "This SP-300 was perfectly tuned and adjusted by us, so don't try to remove the cover of this set and touch the inside." Cute.

I only found one thing on this meter to worry me, much less complain about. There are three LEDs on the front panel to indicate which sensor is in use. Other meters using the same scheme have had some problems with the LEDs rectifying the signal, causing radiation of harmonics. I

didn't experience this unwelcome phenomenon, but if you should, or if you want to be careful, it is a simple matter to clip the LEDs out of the circuit.

All things considered, this is a superb piece of equipment that outclasses most of the competition in looks, features, and performance. It isn't cheap, but what is these days? For further information, contact *NCC Company, 1275 N. Grove Street, Anaheim CA 92806,* and pray he has a few left. Enjoy! Reader Service number 479. ■

# Take it anywhere!

Your HT's traveling companion

NEW

## TRAVEL-TENNA

Weights just 9 ounces.  
2 meter, quarter wave.  
(Only 20-1/2" overall)

- Magnet mount—holds firmly, removes easily without scratching.
- BNC connector, no adapter needed for HT.
- Stranded coax 12', RG58A/U. Resists breakage in car doors.
- 1/8" dia. rigid whip—resists signal distortion, lower SWR at band edges.
- Soft copper capacitance pad.

ONLY \$15<sup>00</sup>

from your dealer or postpaid

**H.C. VanValzah Co.**

1140 Hickory Trail  
Downers Grove, IL 60515  
312/852-0472 ✓464

## APPLIED INVENTION

THE SOURCE FOR SOLID STATE / STATE-OF-THE-ART

### GaAs FETS by MITSUBISHI

The BEST price/performance available  
VHF through 18 GHz  
MGF 1200 \$13.00 MGF 1400 \$23.50 MGF 1402 \$40.50  
MGF 1412 (0.8db NF at 4GHz) \$61.00  
MGF 1403 (1.8db NF at 12 GHz) \$130  
All devices in stock. Complete data.  
Quantity discounts available.

### Microwave Modules

NEW from MITSUBISHI

X BAND very high stability  
GaAs FET / Dielectric Resonator oscillators  
FO-1010X 15mw transmitter  
10-11GHz, 0.12MHz/C° \$37.50  
FO-UP11KF heterodyne receiver.  
10-11GHz \$34.50

NEW from PLESSEY

K BAND Gunn Diode oscillators and detectors

GDO-33 24.125GHz 10mw transmitter  
SDM-31 24GHz detector(GaAs Shotkey diode)  
Horn antennas also available.  
Send for price and data.

### Components

MICROWAVE CHIP CAPACITORS VITRAMON  
Vee Jem 7800 series for bypass/coupling  
7800P7G08 1.1-1.7GHz 7800P7G04 1.3-2.6GHz  
7800P7G01 2.6-4.2GHz  
5 for \$5.00 no mixing. Data provided

SOLDER-IN DISK CAPACITORS for VHF-UHF bypassing  
RMC JF series 100, 220, 470, 680pf 10 for \$2.50

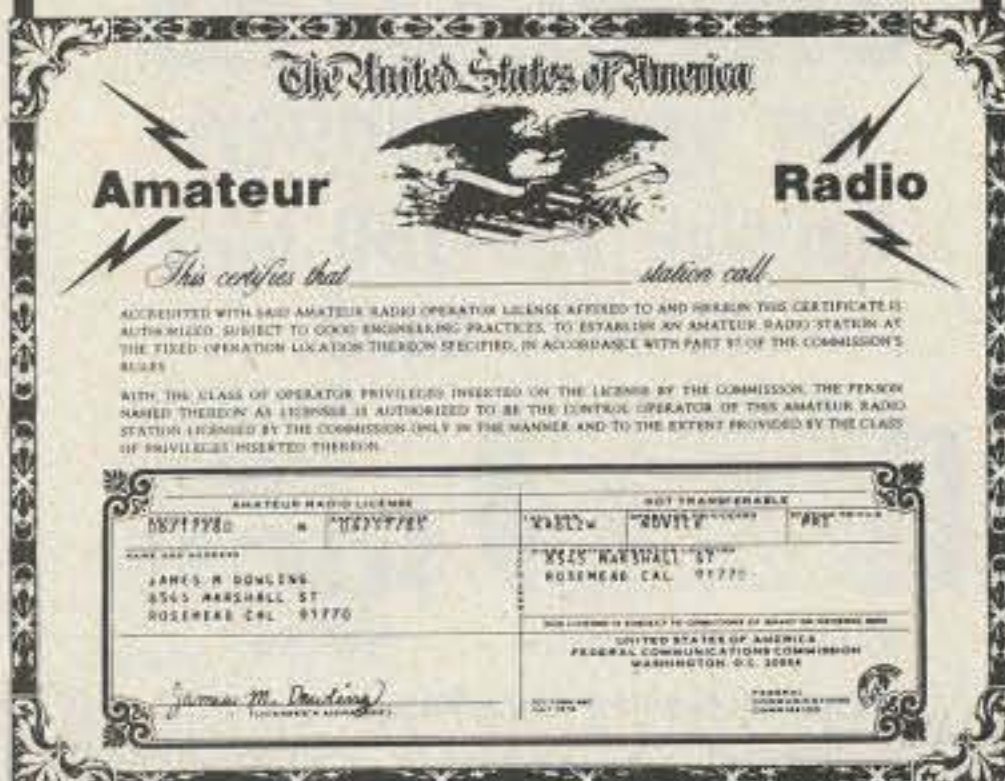
OPTOELECTRONICS from Siemens:  
LD271 High efficiency infrared LED \$1.00  
BPW34 Fast, large area PIN photo-diode \$3.00  
THERMOELECTRIC COOLERS:  
MELCOR FRIGICHIP

MINIMUM ORDER:  
\$5.00. ADD \$2.00 POSTAGE & HANDLING  
N.Y. STATE RESIDENTS ADD 6% SALES TAX  
SEND S.A.S.E. FOR CATALOG

R.D.2 ROUTE 21 HILLSDALE, NY 12529  
518-325-3911 ✓71

★ ★ ★ NEW ★ ★ ★

## INSERT PRODUCTS



At last, a tastefully done, Official-looking, 8X10 certificate, originated to enhance your Amateur Radio Station License. The area reserved for the license is artfully bordered and pre-slotted at the corners.


With the insertion of your license, this certificate becomes a handsome addition to the walls of your shack, and a great new way to preserve and display your station license. (U.S. License only)

To receive your personalized certificate, print your name, call, address and zip, send \$3.00 check or money order, postage and handling paid 50 states.

FRANK J. DOWLING KD6AK  
P.O. BOX 6  
ROSEMEAD, CALIFORNIA 91770

## FOR H.T. 25 WATTS OUT

2 WATT DRIVE @ \$73<sup>00</sup>  
200 MW DRIVE @ \$83<sup>00</sup>




**AZDEN**  
only \$315<sup>00</sup>

INCLUDES TOUCHTONE KIT

You'll have more fun and excitement on 2 meter FM with the AZDEN PCS 2000 because of its popular, state-of-the-art convenience features such as micro-computer controlled full band scan and memory functions, CMOS PL digital synthesized, detachable control head, excellent receiver sensitivity, 25 watts out and much more.

Free U.P.S.  
90 day factory warranty

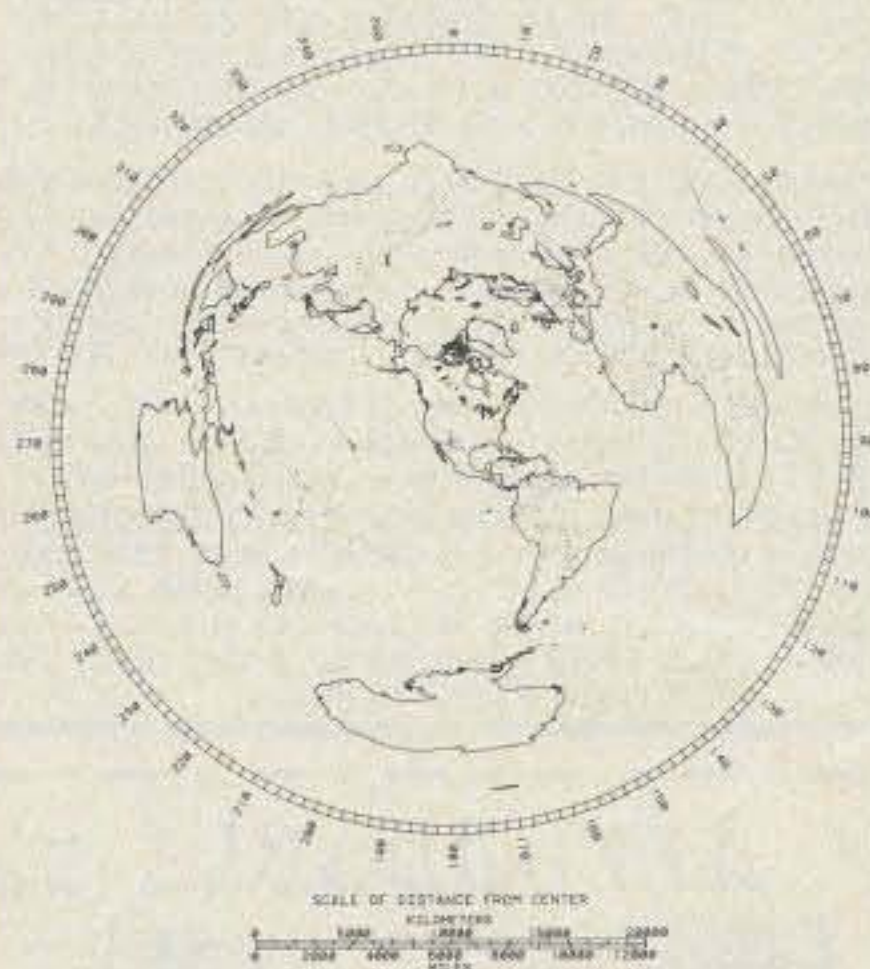
ALL NEW PCS 3000



N.P.S. Inc. WA3IFQ  
1138 Boxwood Rd.  
Jenkintown, Pa. 19046  
1-215-884-6010 ✓468

## COMPUTERIZED GREAT CIRCLE MAPS

NSKR AZIMUTHAL EQUIDISTANT MAP CENTERED ON NSKR



- Great Circle Map Projection
- Centered on your exact QTH
- Calculated and drawn by computer
- 11 x 14 inches
- Personalized with your callsign
- \$12.95 ppd. (Air Mail add \$2.00)
- Beam Heading Printout with bearings to 660 locations, \$9.95
- Great gift idea, too!

**Bill Johnston, N5KR**

Dept. T  
1808 Pomona Drive  
Las Cruces, New Mexico 88001 ✓471

## SOUND OFF

AUDIO SQUELCH  
WITH PATENTED SIGNAL-TO-NOISE  
RATIO EVALUATION SYSTEM

MODELS SO-1 and SO-1-X



### FEATURES

- QUIETS NOISE WHEN CIRCUIT IS IDLE
- QUICKLY IDENTIFIES SIGNAL AND ACTIVATES CIRCUIT
- CAN BE INSERTED ANYWHERE IN AUDIO LINE
- IDEAL FOR SSB, AM, TELEPHONE, VHF SYSTEMS, VOX, AND OTHER VOICE OPERATED CIRCUITS.
- ALSO WORKS ON TONE AND OTHER NON-VOICE SIGNALS

OTHER KAHN PRODUCTS: ✓472

#### BROADCAST

AM STEREO • CSSB • SYMMETRA-PEAK  
VOICE-LINE • PROLINE

#### COMMUNICATIONS

BI-MODE • SSB RECEIVERS • EER-SSB TRANSMITTERS  
COMMERCIAL SSB TRANSCEIVERS • RATIO SQUARE DIVERSITY.

**KAHN COMMUNICATIONS, INC.**  
BOX 591-Q • 74 NORTH MAIN STREET  
FREEPORT, NEW YORK 11520 • (516) 379-8800

# HEAR SATELLITES

on your scanner!  
Receive 130-150 MHz  
satellite band.



MFJ-321 Satellite Converter

**Built-in  
preamp**  
**\$99.95**  
(+ \$4.00 shipping)

Tune in orbiting satellites in the 130-150 MHz band on your scanner (30-50 MHz band) with the NEW MFJ-321 Satellite Converter.

You might hear: an Arctic research vessel talking to its sponsoring university, a rescue team on an erupting volcano, a lone sailor rowing across the Atlantic, a balloonist in cross country flight, or a remote jungle hospital talking to a medical university.

Two MOSFETS (preamp, mixer), bipolar crystal oscillator gives excellent performance. On/off bypass switch. LED. 3x4x1". 12 VDC or 110 VAC with optional AC adapter, \$9.95.

Order from MFJ and try it. If not delighted, return within 30 days for refund (less shipping).

One year unconditional guarantee.

Order yours today. Call toll free 800-647-1800. Charge VISA, MC. Or mail check, money order.

CALL TOLL FREE ... 800-647-1800

**MFJ ENTERPRISES,  
INCORPORATED**

Box 494 E, Mississippi State, MS 39762

## 2300 MHz MICROWAVE

LNA-1 2300 2 stage preamp, includes PC board, PC board parts and instructions. Use with UCC-1, SMC-1, SMC-2, & other converters. \$49.95

UCC-1 Basic downconverter, includes PC board, PC board parts and brief instructions. (LNA-1 and UCC-1 made by Universal Communications, Arlington, Texas.) \$38.50

SMC-1 Deluxe Introduction to Microwave package. Includes UCC-1, very detailed step by step assembly manual, more parts, the Microwave Antenna Cookbook. Lots of information on performance. \$51.95

SMC-2 SMC-1 package with the HOT-1 transistor. \$63.95

PER-1 Broadband IF Amplifier, compensates for long coax runs and poor TV front end noise figure. 2/\$20.00 3/\$29.00 \$11.95

ANT-1 2300 MHz Microwave Antenna Cookbook. 2nd revision, greatly expanded. Includes coupon worth \$5.00 towards purchase of SMC-1 or SMC-2. The Original. \$7.96

ANT-2 Disks and spacers for 32 element, 22db gain antenna. \$20.00

HOT-1 High performance RF amplifier transistor, spec sheet, improves UCC-1 or SMC-1. 2/\$27.50 \$15.00

TU-8 Deluxe PS kit, includes case. PER-1 will mount inside. \$44.95

NEW 4 page catalog SASE

All prices postpaid in US. VISA & MC on orders over \$40. COD add \$3. VA residents add 4% sales tax. Orders (703) 255-2918 9-12 EST M-F

**SMP** ✓376

Superior Microwave Products, Inc.  
P.O. Box 1241  
Vienna, VA 22180

**CABLE TV  
UHF UP CONVERTER**  
**\$39.95 . . . (Reg. \$49.95)**  
(shipping \$3.25)



### MAGNAVOX MX-40CC

Converts Mid and Superband Signals to UHF Channels 43 to 83. Allows all sets to tune without costly separate selector boxes. \*Rated #1 by Consumer Reports.

Call or write for Free Catalog

Other 75 ohm Cable Supplies:

2-way Cable Switch . . . . . \$4.95  
F59A Connectors . . . . . 10/\$2.15  
MT6UVFM Back of Set XFMR . . . \$2.39  
2-way Splitter . . . . . \$2.79  
4-way Splitter . . . . . \$4.39  
F81 "F" Barrel . . . . . \$ .48  
RG-59/U Coax 100% Foil . . . . \$ .10/ft  
Inline Grounding Block . . . . \$1.89  
Outdoor Matching XFMR . . . . \$2.25  
Indoor Matching XFMR . . . . \$1.25  
F61 Chassis Mt. Female . . . . \$ .48

Parts shipping add 10%, \$1.50 minimum.  
COD add \$1.50. Fla. Res. add 4%.

✓412

**NEMAL ELECTRONICS**

5685 SW 80th Street, Miami, FL 33143  
Telephone: (305) 661-5534

## 144 REPEATERS 220

Now with courtesy  
beep and beacon  
capability.

New and Improved  
Receiver  
and Transmitter

**OPTIONS**  
Duplexers  
Basic auto patch  
Matching cabinet  
.0005% High  
stability crystals



### Hi Pro Mk I

144 or 220 MHz

**COR Identifier:** All on one board, programmable, fully adjustable, time out (.5-7 min.), hang time (0-1 min.), identifier (1-10 min.), tone, speed, volume, L.E.D. outputs, low current drain, CMOS logic, plugs for easy installation and removal plus much more.

#### Basic Repeater

2M 130-175 MHz Basic Repeater for 2 meters with all the features of the Hi Pro Mk I less the power supply and front panel controls and accessories.

PA residents please add 6% tax.

**Maggiore Electronic Laboratory**

845 WESTTOWN RD. ✓46  
WEST CHESTER, PA. 19380  
PHONE 215 436-6051

## ALL BAND TRAP ANTENNAS!



PRETUNED - COMPLETELY ASSEMBLED - ONLY ONE NEAT SMALL ANTENNA FOR UP TO 7 BANDS! EXCELLENT FOR CONGESTED HOUSING AREAS - APARTMENTS LIGHT - STRONG - ALMOST INVISIBLE!

FOR ALL MAKES & MODELS OF AMATEUR TRANSCEIVERS - TRANSMITTERS - GUARANTEED FOR 2000 WATTS SSB 1000 WATTS CW. INPUT FOR NOVICE AND ALL CLASS AMATEURS!

COMPLETE AS SHOWN with 90 ft. RG58U-52 ohm reedline, and PL259 connector, insulators, 30 ft. 300 lb. test dacron end supports, center connector with built in lightning arrester and static discharge - molded, sealed, weatherproof, resonant traps 1"X6"- you just switch to band desired for excellent worldwide operation - transmitting and receiving! Low SWR over all bands - Tuners usually NOT NEEDED! Can be used as inverted V's - slopers - in attics, on building tops or narrow lots. The ONLY ANTENNA YOU WILL EVER NEED FOR ALL DESIRED BANDS - WITH ANY TRANSCEIVER - NEW - EXCLUSIVE! NO BALUNS NEEDED!

80-40-20-15-10-6 meter - 2 trap --- 104 ft. with 90 ft. RG58U - connector - Model 998BUA . . . \$79.95  
40-20-15-10 meter --- 2 trap --- 54 ft. with 90 ft. RG58U - connector - Model 1001BUA . . . \$78.95  
20-15-10 meter --- 2 trap --- 26 ft. with 90 ft. RG58U - connector - Model 1007BUA . . . \$77.95

SEND FULL PRICE FOR POSTPAID INSURED. DEL. IN USA. (Canada is \$5.00 extra for postage - clerical-customs etc.) or order using VISA - MASTER CHARGE - CARD - AMER. EXPRESS. Give number and ex. date. Ph 1-308-236-5333 9AM - 6PM week days. We ship in 2-3 days. ALL PRICES WILL INCREASE . . . SAVE - ORDER NOW! All antennas guaranteed for 1 year. 10 day money back trial if returned in new condition! Made in USA. FREE INFO. AVAILABLE ONLY FROM  
WESTERN ELECTRONICS Dept. A7-9 Kearney, Nebraska, 68847 ✓80

## AFFORDABLE CW KEYBOARD FROM \$69.95



Transmits perfect Morse Code \* Built-in 16 character buffer \* Internal speaker and sidetone \* Reed relay output eliminates keying problems \* All solid state circuits and sockets for reliability \* Speed range 5-45 WPM \* Perfect companion to our MORSE-A-WORD CW code reader.

MORSE-A-KEYER KIT, model MAK-K, Complete kit of parts & manual . . . . . \$159.95  
MORSE-A-KEYER, model MAK-F, Factory wired & tested . . . . . \$199.95  
MORSE-A-KEYER ESSENTIAL PARTS KIT, model EPK-K. . . . . \$ 69.95  
(Essential parts kit for home-brewers consists of pc board, board parts and manual. You supply ASCII keyboard, cabinet, power supply & miscellaneous parts.)

Send check or money order. Use your VISA or MasterCard. Add \$5.00 shipping and handling for Continental U.S. Wisconsin residents add 4% Wisconsin State Sales Tax.

**Microcraft**

Corporation Telephone: (414) 241-8144  
Post Office Box 513G, Thiensville, Wisconsin 53092

✓50

**ALL NEW  
15 Meter Mobile CW & USB**



**21.000—21.450 MHz**

High 10W (PEP) low 2W (PEP); VFO tuning; noise blanker; fine-tune SB, KHz ± CW off-set; digital frequency counter; 13.8V dc @ 3A, negative ground; L 9.5" x W 9" x H 2.5"; weight (2.3 kg) 5.7 lbs.; mobile mounting bracket.

Introductory price \$289.50.

Ask your dealer for a demonstration.

**NCG Co.** ✓318

1275 N. GROVE ST.  
ANAHEIM, CALIF. 92806 (714) 630-4541

NOTE: Price, specifications subject to change without notice and obligation.

BARKER & WILLIAMSON'S  
**PORTABLE  
ANTENNA**

MODEL  
370-10



Designed for  
APARTMENTS — MOTELS — VACATIONS  
Quick Simple Installation. Operates on 2, 6,  
10, 15, 20 and 40 meters. All coils supplied.  
Only 22-1/2 inches long. Weighs less than  
2 lbs. Supplied with 10 ft. RG 58 coax and  
counter poise. Whip extends to 57 inches.  
Handles up to 300 watts.

VSWR—1.1:1 when tuned

Write for more details and other B&W products



BARKER & WILLIAMSON, INC.  
10 CANAL STREET  
BRISTOL, PA. 19007  
215-788-5581

✓11

MODEL II



**\$459<sup>00</sup> DISCOUNT  
Off List**

**64K 1 DRIVE \$3440.00**

No Taxes on Out of State Shipments

Immediate Shipment On Most Items

**TRS-80<sup>®</sup> DISCOUNT  
BUY DIRECT**

We carry the full line of TRS-80 Computers. All other software, furniture, and accessories at discount from catalog price. We stock most items to assure you fast delivery and save you money.

**WRITE FOR A FREE CATALOG**

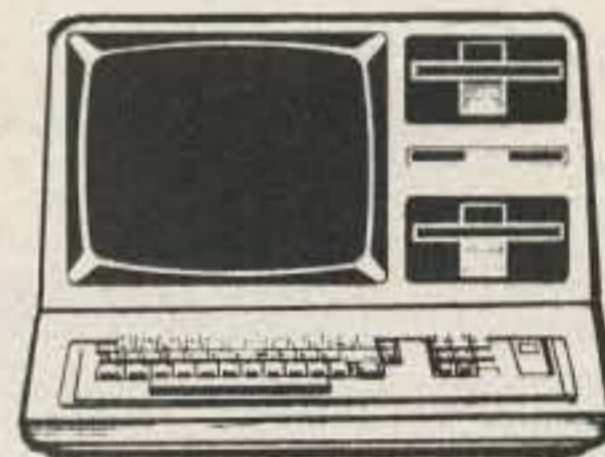
**1-800-841-0860 Toll Free Order Entry  
MICRO MANAGEMENT SYSTEMS, INC.**

DEPT. NO. 13

DOWNTOWN PLAZA SHOPPING CENTER  
115 C SECOND AVE. S.W.  
CAIRO, GEORGIA 31728  
GA. & EXPORT PHONE NO. (912) 377-7120

✓313

MODEL III



26-1061 4K I.....\$629.00  
26-1062 16K III.....865.00  
26-1063 32K III  
2 Drives, RS232.....2225.00

Largest Inventory in S.E. U.S.A.

*Only Nature has the Time*



to produce something as beautiful as SOLID WALNUT. Only Benjamin Michael could produce a clock as functional as the 173DM. Naturally!

69.95 ( \$3.00 shipping and handling) VISA/MC

*Benjamin Michael Industries* ✓420

65 East Palatine Rd., Suite 105  
Prospect Heights, IL 60070  
(312) 459-5760



## INTRODUCING THE CES 500SA SIMPLEX AUTOPATCH

The First Affordable  
Private Phone Patch

As described in 73 Magazine, 6/81.

Now, for the first time! Every amateur operator can enjoy the unparalleled freedom of a private phone patch in an economical package.

The dramatic new CES 500SA Autopatch is all the equipment you need to patch an FM base station to your home or other telephone line, without expensive repeaters, cavities, or other equipment. Connections with any standard FM base station are rapid and simple.

Bypass the congestion and expense of shared repeaters — break through to greater privacy and convenience with the new CES 500SA Autopatch.

COHERENCE IN  
COMMUNICATIONS TECHNOLOGY



COMMUNICATIONS ELECTRONICS  
SPECIALTIES, Inc.

P.O. Box 507  
Winter Park, Florida 32790  
Telephone: (305) 645-0474

## presenting SHACK DESK



a  
functional  
piece  
of  
furniture

Radio equipment  
not included

only \$137.50

Pre-Fabricated — Just Assemble.  
Open construction. Suitable to enclose.  
**36" wide by 30" deep & 72" high**  
Shelves adjustable on 2" centers.  
No. 3 pine shelves and select uprights — sanded, ready for finish. ✓ 463  
**Write for other available sizes & options.**  
Master Charge, Visa, Money orders and Checks accepted.  
F.O.B. Fort Wayne (Ind. residents add 4% sales tax)  
Shipped UPS collect.

**RICKER EQUIPMENT, INC.**  
Fort Wayne, IN 46863  
Box 12304 PH. 219/745-0825

### FOTO-SLAVE TRIGGER KIT

PROBABLY THE MOST SENSITIVE SLAVE TRIGGER KIT IN THE MARKET. NOT AFFECTED BY AMBIENT LIGHT. MUCH SUPERIOR THAN LASER TYPES. THIS KIT CAN OPERATE FROM BOUNCE OR INDIRECT FLASH. KIT INCLUDES ALL PARTS, CIRCUIT BOARD AND COAX CORD FOR CONNECTION TO STROBE. SIZE: 1.5" x 1.5".



C4450 \$6.00

### WHEEL OF FORTUNE KIT

C3806 \$9.99



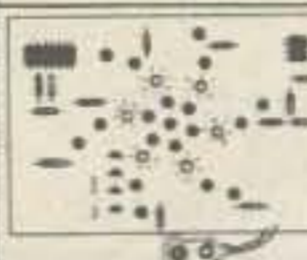
Popular game device uses LEDs, transistors, and IC to give the effect of a bright red ball spinning around numbers. Unit emits sound as ball spins and finally stops on a number. Incl. all parts, faceplate & PC board.

### SEQUENTIAL LED FLASHER KIT

IC CIRCUITRY SEQUENTIALLY LIGHTS UP 10 RED LEDs CONTINUOUSLY. WITH ALL PARTS AND PC BOARD. SIZE: 5.25" x 1.5". REQUIRES 9V BATTERY.



C4431 \$6.75



### FASCINATION STAR KIT

PRODUCES AN "EXPLODING STAR" VISUAL EFFECT. USES 75 LEDs AND IC CIRCUITRY. GREAT ATTENTION GETTER FOR DISCOS, ETC. WITH ALL PARTS AND PC BOARD. SIZE: 5.2" x 7.5". REQUIRES 9V BATTERY.

C4432 \$10.95

### SOUND EFFECTS KIT

COMPACT KIT USES THE POPULAR 1176A77 CHIP TO CREATE PHOON, LOCOMOTIVE, BIRN, BIRN, ETC SOUNDS. WITH ALL PARTS, PC BOARD AND SPEAKER. SIZE: 3.25" x 1.5". REQUIRES 9V BATTERY.



KIT C4422 \$12.95

ASSEMBLED C4423 \$15.95

### GREEN NEONS

SAME AS 16Z EXCEPT SLOW BRIGHT GREEN. OPERATES ON 120VAC. CASE \$1.00 FOR \$2.00.

### PHOTOFLASH CAPS

250PF 300V C2305 .75  
7.5K 250V C2300 \$1.25

### SOLAR POWER SALE

\$2.95 GREAT 3" WHOLE CELL CELAR OUTPUT .4V AT 200MA  
SPECIAL 9V 300H BATTERY REPLACEMENT PANEL FOR POWERING TRANSISTOR RADIOS. CALCO-LETION. CASE \$12.00

### 120 VAC Xenon Strobe Kit

Complete operating instructions light kit. Can be used with 120VAC. Includes instructions.  
C23071 \$7.50



### LARGER SOLAR PANELS

4V 125MA \$7.50 CASED  
3V 125MA \$6.50 CASED  
17V 250MA \$25.00 CASED  
17V 500MA \$150.00 CASED

**CHANEY** ✓ 455 P.O. BOX 27038  
electronics inc. DENVER, COLORADO 80227

Phone Orders 303-781-5750  
• Minimum AD Order \$6.00  
• Please include \$1.50 for postage  
• VISA MC accepted  
• Phone orders are welcome

Send for our free catalog of unique items

## WORLD TIME WATCH

the first microprocessor watch  
made especially for hams



24 hr. timer  
microprocessor  
water resistant  
solar assist  
**New Low Price  
-\$59.95**

The HAM-1 functions include local time, world time, (G.M.T. too) count-up and count down chronometer, day, month, date, alarm and hourly chime. It's ideal for log-keeping, DX time conversion and 10 minute I.D. timing. The HAM-1 features a high contrast Seiko display and solar cell battery assist. Battery life is better than 4 years. The HAM-1 is water resistant to 20 meters, the case is 100% solid stainless steel and the crystal is scratch resistant mineral glass. The HAM-1 is rugged and durable and has a 1 year warranty.

### 2 METER AMPLIFIER



• 1-2 Watts In, 10-16 Watts Out • \$59.95  
• V.S.W.R. Protected • Can be Used for F.M. & S.S.B. • Led Status Indicators • Low Loss SO-239 Connectors • Current Drain Less Than 2.5A at 13.6 V.D.C. • Massive Heatsink

### TEMPO S-1 UPGRADE KITS \$39.95

Upgrade your early Tempo S-1 to current Production Specifications, kits include: • 450 M.A.H. Battery Pack • New Case Assembly • All New Escutcheons • Spkr./Mic. Jack w/Dust Cap • New Earphone & Jack • P.C.B. and Parts for Easy Installation • Detailed Instruction Manual • For Radios With & Without T.T. Pad.

Other Accessories Available:  
Spkr/Mic. Designed for S-1's. . . . \$24.95  
Heavy Duty Belt Clip. . . . . 7.50  
Flex Antenna . . . . . 6.00

To Order Call or Write to:  
**ADVANCED COMMUNICATIONS  
INTERNATIONAL**  
2411 Lincoln Avenue  
Belmont, CA. 94002 U.S.A.  
(415) 595-3949

Add \$3.00 per order for shipping & handling. California residents add 6% sales tax. Visa, Master Charge accepted.

## Alaska Microwave Labs

4335 E. 5TH STREET - DEPT. 73  
ANCHORAGE, ALASKA 99504  
(907) 338-0340

406

### TRANSISTORS

MRF901	FT4.5GHZ	\$3.00
MRF911	FT5.0GHZ	\$4.00
BFR90	FT5.0GHZ	\$3.00
BRF91	FT5.0GHZ	\$3.50
NEC 02137	FT4.5GHZ	\$3.25
NEC 02135	FT4.5GHZ	\$5.00
TYPE NF 2.7DB MAG 12DB	@ 2.0GHZ	\$5.00
NEC 64535	FT8.5GHZ	\$14.00
NF 2.0DB MAG 15DB	@2.0GHZ	\$14.00

### HOT CARRIER DIODES

MBD101	UHF-MICRO	\$1.50
ND4131 4GHZ	NF 5.75DB	\$21.00
HN-1 4GHZ	NF 6.5DB	\$2.00

### CHIP CAPACITORS

1.2, 2.2, 3.3, 4.7, 6.8, 10, 18, 22, 27, 47, 100, 120, 180, 220, 270, 330, 390, 470, 560, 680, 820, 1K, 1.2K, 1.8K, 3.9K, 8.2K, 10K, 100K	\$ .60
---	--------

### TEFLON CIRCUIT BOARD

APPROX. 3.25" x 5.0" x .010	\$5.50
APPROX. 3.25" x 5.0" x .312	\$6.50
APPROX. 3.25" x 5.0" x .0625	\$10.50

### FEED-THRU CAPACITORS

1000 PI SOLDER TYPE	\$ .50
470 PI SOLDER TYPE	\$ .50

### DUAL GATE MOSFET

RCA 40673	\$1.50
-----------	--------

### GaAs FETS

MGF1400 NF 2.0DB @ 4GHZ MAG 15DB	\$28.50
MGF1412 NF 0.8DB @ 4GHZ MAG 18 DB	\$75.00

### CHIP RESISTORS

SET OF 3 1% CHIP RESISTORS FOR 50 OHM T NETWORK 3DB PAD	\$6.00
--	--------

### COAX CONNECTORS

SMA Chassis Mount Square Flange	\$6.10
SMA Chassis Mount Plug sq. Flange	\$8.50
SMA Chassis Mount Strip-line Tab	\$6.75
SMA Plug for RG-58	\$6.75
SMA Plug for RG-174	\$6.75
SMA Plug for 141 Semi-rigid	\$3.98

### X BAND COMPONENTS

GUNN SOURCE 10.525 GHZ 10/-5MW WR-90 WAVEGUIDE MOUNTING	\$37.00
IMPATT SOURCE 10.5 to 10.55GHZ 50/-20MW WR-90 MOUNTING	\$39.00
FILTER/MIXER 8.2 to 12.4GHZ WR90 MOUNTING	\$30.00
HORN ANTENNA 18/-1DB GAIN AT 10.525GHZ WR-90 MOUNTING	\$13.75
WAVE GUIDE FLANGE WR-90	\$4.00

### SILVER PLATING KIT

Will plate Copper, Brass, Bronze Nickel, Tin, Pewter, Gold and most white metal alloys	\$30.00
--	---------

### RF CABLE

141 Semi-rigid Cable, Approx. 24 DB Loss per 100 ft @ 4GHZ. Price is per ft +/- inch max length is 5 ft. Other lengths by special order	\$4.00
--	--------

### PISTON TRIMMERS

TRIKO 201-01M 3-1.8 pf 5-3 pf 1-8 pf	\$2.50
--------------------------------------	--------

NO WARRANTY ON SEMI-CONDUCTORS

**OPEN AT 8PM EST  
CLOSED AT 8PM PST**

**IF YOU DO NOT SEE  
WHAT YOU WANT ASK**

**ORDERS ARE POSTAGE PAID  
COD-VISA-MASTERCHARGE**

GOT A BATTERY EATER??



YOU NEED A BATTERY-BEATER!!!

(Radio not included)

## BEAT YOUR BATTERIES!

OPERATE your SYNTHESIZED HT CONTINUOUSLY from any 12-30V D.C. source: Auto, Truck, RV, Light Aircraft (12 or 28v system), Home D.C. Power Supply!!!

STEWART's New "BATTERY-BEATER" provides the proper REGULATED voltage for your rig and plenty of current for CONTINUOUS FULL POWER TRANSMIT! All day travel, all evening Simplex Net with NO QRT TO RE-CHARGE! TRANSMIT EVEN WITH DEAD NiCads!!!!

- NOT a battery charger but a FULL POWER SOURCE with TWO PROTECTION CIRCUITS!
- RUGGED ALUMINUM CASE! NEW, IMPROVED MODEL FOR ICOM! SO TOUGH THE AVERAGE MAN CAN STAND ON IT!
- YOUR NiCads REMAIN IN PLACE! Simply unplug for INSTANT PORTABILITY!!
- DESIGNED by an engineer from NASA's Jet Propulsion Laboratory with components rated 50% beyond requirements!
- PRE-WIRED JACK for your radio with detailed, step-by-step installation instructions.
- TWO 5 FT. POWER CORDS - 10 FT. TOTAL REACH! VELCRO pads to mount anywhere! 1 FULL YEAR WARRANTY!!
- NO INTERFERENCE with PL's! LONGER LIFE FOR NiCads!
- The ONLY accessory power supply that can claim all these exciting features, and more!!
- NOW AVAILABLE for TEMPO 5-1,2,5;
- YAESU FT-207R; ICOM IC-2A/T; WILSON MK II, MK IV; SANTEC HT-1200! (MEMORY RIGS RETAIN MEMORY!!!)
- PRICE: ALL MODELS- \$30.00 Post Paid, Ca. Res. add \$1.80 Tax. C.O.D.'s- You pay Postage and COD fees.
- PHONE: 1-213-357-7875 for C.O.D.

STEWART QUADS P.O. Box 2335 IRWINDALE, CA. 91706



**FREE!**  
1981  
DISCOUNT  
ELECTRONICS  
CATALOG

### JOIN THE PAK!

Send for our Free catalog and become a member of our exclusive Pak. Our

members receive Poly Paks' exciting catalog several times a year. We offer:

Penny Sales, Free

Premiums and Low,

Low Prices on a wide variety of

Electronic Products such as Computer Peripherals, Integrated Circuits, Speakers, Audio Equipment, Rechargeable Batteries, Solar Products, Semiconductors, and much, much more!

Take advantage of our 25 years as America's foremost Supplier of discount electronics.

**RUSH ME YOUR FREEDISCOUNT CATALOG!**

NAME: \_\_\_\_\_

ADDRESS: \_\_\_\_\_

CITY: \_\_\_\_\_

STATE: \_\_\_\_\_ ZIP: \_\_\_\_\_

CLIP AND MAIL COUPON TODAY TO:  
**POLY PAKS, INC.** ✓58

P.O. Box, ST9

S. Lynnfield, MA. 01940

(617) 245-3828

## New from BLACKCAT

### Antenna Sw./Wattmeter/SWR Meter \$169.50 ppd.

BlackCat JB-4000SW—every shack needs it, every ham can afford it.

**4-position Antenna Switch.** Heavy duty coax switch rated at 2 kW PEP. Three positions for antennas (AUX may be used for dummy load). Fourth position parallels positions 1 and 2 for receive use only.

**Dual-reading RF Power Meter.** Switch to RMS or Peak. Three ranges: 20, 200, and 2000 watts, full scale.

**Built-in SWR Meter.** Shows SWR from 1:1 to 7:1. Two-position "Set/SWR" switch plus RF level control. Calibrated for 80-10 meters, 50 ohm non-inductive load.

### JB-1000 KW Dummy Load



50 ohm oil-cooled, temperature-stable, resistive load handles up to 1 kW with low SWR. Less oil. \$29.95 ppd.



And more! Those of us who still enjoy occasionally operating AM appreciate the Modulation-Percent meter scale and earphone monitor jack. And the rugged metal cabinet with black vinyl-clad steel cover and black anodized aluminum panel has white nomenclature for easy reading. Size: 9½"W x6"H x5½"D.

**WAWASEE ELECTRONICS** ✓398  
Dept. 792 Box 36, Syracuse, IN 46567  
Phone: 219/457-3191

Enclosed is \$\_\_\_\_\_ (UPS shipping prepaid)  
(No CODs. Indiana res. add 4% sales tax.)

Please send Model(s) \_\_\_\_\_

Charge It:  Visa  Mastercard

Exp. Date: \_\_\_\_\_ Card No. \_\_\_\_\_

Name: \_\_\_\_\_ (please print)

Address: \_\_\_\_\_  
City: \_\_\_\_\_  
State: \_\_\_\_\_ Zip: \_\_\_\_\_

\$  
1  
7  
9  
9  
5

COMPLETE - ASSEMBLED AND TESTED - READY TO INSTALL - NOT A KIT


AMATEUR TELEVISION MICROWAVE DOWNCONVERTER

Tunes 2.1 Ghz. through 2.4 Ghz.

Preamplifier has 11 dB nominal gain with a 2.5 dB noise figure

Output tunes TV channels 2 to 6, Output Impedence 75 or 300 Ohms

Performance Guaranteed or your money refunded, Full Year Warranty



AMATEUR SPECIAL \$ 179.95 Including shipping (UPS)

VISA and MASTERCARD charges accepted, Call (804) 489-2156, COD's OK

Virginia residents please add 4% state sales tax

Available Separately - Fully Assembled and Tested

✓447 Preamplifier \$59.95, Slotted Waveguide Antenna \$29.95, Power Supply \$34.95

ELECTRONIC HOBBY INNOVATIONS 7510 GRANBY ST. SUITE 207 NORFOLK, VA. 23505

605-121-984-4008

**HAM-KEY®**  
RADIO TELEGRAPH SENDING DEVICES

**New Lower Prices**



Model **HK-3M** ~~\$19.95~~  
**Now \$15.95**

- \* Deluxe straight key
- \* Anti-tip bracket. Can't tip
- \* Heavy base. No need to attach to desk

Add \$2.00 Shipping & Handling. (U.S.A.)

- \* Navy type knob
- \* Smooth action

Model AT-B anti-tip bracket only, to convert any HK-3 to HK-3M. \$1.50 Postpaid

CC-3P shielded cable & plug for HK-3M \$1.50

Add \$.50 Shipping & Handling.



Model **HK-1** ~~\$29.95~~ **Now \$24.95**

Add \$2.00 Shipping & Handling. (U.S.A.)


- \* Dual lever squeeze paddle
- \* For use with all electronic keyers
- \* Heavy base with non-slip rubber feet
- \* Paddles reversible for wide or close finger spacing

Model HK-2, same as HK-1 but less base for incorporation in your own keyer. \$16.95

Add \$1.00 Shipping & Handling

CC-1P shielded cable & plug for HK-1 \$2.00

Add \$.50 Shipping & Handling.



Model **HK-4** ~~\$44.95~~  
**Now \$37.95**

- \* Combination HK-1 & HK-3 on same base
- \* Straight key may be used conventionally or as a switch to trigger a memory.

Add \$2.00 Shipping & Handling. (U.S.A.)

CC-1/3P Shielded cable with plugs for HK-4 \$3.50

Add \$1.00 Shipping & Handling



Model **HK-5A** Electronic Keyer ~~\$69.95~~ **Now \$54.95**

Add \$2.00 Shipping & Handling. (U.S.A.)

- \* Uses Curtis 8044 keyer chip
- \* Grid block or direct keying
- \* Self completing dots & dashes
- \* Speed, volume, tone & weight controls on front panel
- \* Built-in sidetone
- \* Battery operated with provisions for external power
- \* Us3 with HK-1 or HK-4

IF NOT IN STOCK AT YOUR DEALER, ORDER DIRECT FROM



P.O. Box 28271

**The HAM-KEY Co.**

St. Louis, MO 63132

Phone (314) 993-6060





# OSCAR ORBITS

Courtesy of AMSAT

The OSCAR satellites are subject to atmospheric drag, of course, and the present period of intense solar activity has accentuated the problem. During this period, our sun has been expelling huge numbers of charged particles, some of which find their way into the Earth's upper atmosphere, increasing the density (and thus the drag) there. It is through this region that the OSCARs must pass. OSCAR 8, in a lower orbit than OSCAR 7, is the more seriously affected of the two.

If the drag factor is not considered when OSCAR calculations are performed, long-range orbital projections will be in error. For example, by the end of 1979, OSCAR 8 was more than 20 minutes ahead of some published schedules. The nature of orbital mechanics is such that extra drag on a satellite causes it to move into a lower orbit, resulting in a shorter orbital period. Thus, the satellite arrives above a given Earthbound location earlier than predicted.

Using data supplied to us by Dr. Thomas A. Clark W3IWI of AMSAT, the equatorial crossing tables shown here were generated with the aid of a TRS-80™ microcomputer. The tables take into account the effects of atmospheric drag and should be in error by a few seconds at most.

The listed data tells you the time and place that OSCAR 7 and OSCAR 8 cross the equator in an ascending orbit for the first time each day. To calculate successive OSCAR 7 orbits, make a list of the first orbit number and the next twelve orbits for that day. List the time of the first orbit. Each successive orbit is 115 minutes later (two hours less five minutes). The chart gives the longitude of the day's first ascending (northbound) equatorial crossing. Add 29° for each succeeding orbit. When OSCAR is ascending on the other side of the world from you, it will descend over you. To find the

**● IMPORTANT NOTE:** At press time, it appears that OSCAR 7 has finally expired after more than six years of service. We continue to publish the orbital parameters, based on the slim hope that the satellite can be brought back to life. For further details on the demise of OSCAR 7, see "Death of a Satellite" on page 97.

equatorial descending longitude, subtract 166° from the ascending longitude. To find the time OSCAR 7 passes the North Pole, add 29 minutes to the time it passes the equator. You should be able to hear OSCAR 7 when it is within 45 degrees of you. The easiest way to determine if OSCAR is above the horizon (and thus within range) at your location is to take a globe and draw a circle with a radius of 2450 miles (4000 kilometers) from your QTH. If OSCAR passes above that circle, you should be able to hear it. If it passes right overhead, you should hear it for about 24 minutes total. OSCAR 7 will pass an imaginary line drawn from San Francisco to Norfolk about 12 minutes after passing the equator. Add about a minute for each 200 miles that you live north of this line. If OSCAR passes 15° east or west of you, add another minute; at 30°, three minutes; at 45°, ten minutes. Mode A: 145.85-.95 MHz uplink, 29.4-29.5 MHz downlink, beacon at 29.502 MHz. Mode B: 432.125-.175 MHz uplink, 145.975-.925 MHz downlink, beacon at 145.972 MHz.

At press time, OSCAR 7 was scheduled to be in Mode A on odd numbered days of the year and in Mode B on even numbered days. Monday is QRP day on OSCAR 7, while Wednesdays are set aside for experiments and are not available for use.

OSCAR 8 calculations are similar to those for OSCAR 7, with some important exceptions. Instead of making 13 orbits each day, OSCAR 8 makes 14 orbits during each 24-hour period. The orbital period of OSCAR 8 is therefore somewhat shorter: 103 minutes.

To calculate successive OSCAR 8 orbits, make a list of the first orbit number (from the OSCAR 8 chart) and the next thirteen orbits for that day. List the time of the first orbit. Each successive orbit is then 103 minutes later. The chart gives the longitude of the day's first ascending equatorial crossing. Add 26° for each succeeding orbit. To find the time OSCAR 8 passes the North Pole, add 26 minutes to the time it crosses the equator. OSCAR 8 will cross the imaginary San Francisco-to-Norfolk line about 11 minutes after crossing the equator. Mode A: 145.85-.95 MHz uplink, 29.4-29.50 MHz downlink, beacon at 29.40 MHz. Mode J: 145.90-146.00 MHz uplink, 435.20-435.10 MHz downlink, beacon on 435.090 MHz.

OSCAR 8 is in Mode A on Mondays and Thursdays, Mode J on Saturdays and Sundays, and both modes simultaneously on Tuesdays and Fridays. As with OSCAR 7, Wednesdays are reserved for experiments.

OSCAR 7 ORBITAL INFORMATION FOR SEPTEMBER

ORBIT #	DATE	TIME (GMT)	EQ. CROSSING (DEGREES WEST)
31086	1	0053:39	94.8
31099	2	0147:53	108.4
31111	3	0047:10	93.3
31124	4	0141:24	106.9
31136	5	0040:41	91.7
31149	6	0134:55	105.3
31161	7	0034:12	90.1
31174	8	0128:26	103.7
31186	9	0027:43	88.6
31199	10	0121:57	102.2
31211	11	0021:14	87.0
31224	12	0115:28	100.6
31236	13	0014:45	85.4
31249	14	0108:59	99.0
31261	15	0008:16	83.9
31274	16	0102:30	97.4
31286	17	0001:47	82.3
31299	18	0056:01	95.9
31312	19	0150:15	109.5
31324	20	0049:32	94.3
31337	21	0143:46	107.9
31349	22	0043:03	92.7
31362	23	0137:16	106.3
31374	24	0036:34	91.2
31387	25	0130:47	104.8
31399	26	0030:05	89.6
31412	27	0124:18	103.2
31424	28	0023:36	88.0
31437	29	0117:49	101.6
31449	30	0017:06	86.5

OSCAR 8 ORBITAL INFORMATION FOR SEPTEMBER

ORBIT #	DATE	TIME (GMT)	EQ. CROSSING (DEGREES WEST)
17793	1	0103:11	79.4
17807	2	0107:44	88.5
17821	3	0112:17	81.7
17835	4	0116:50	82.9
17849	5	0121:22	84.0
17863	6	0125:55	85.2
17877	7	0130:28	86.4
17891	8	0135:01	87.5
17905	9	0139:33	88.7
17918	10	0000:55	64.1
17932	11	0005:27	65.2
17946	12	0010:00	66.4
17960	13	0014:32	67.6
17974	14	0019:05	68.7
17988	15	0023:37	69.9
18002	16	0028:09	71.1
18016	17	0032:41	72.2
18030	18	0037:13	73.4
18044	19	0041:45	74.6
18058	20	0046:17	75.7
18072	21	0050:49	76.9
18086	22	0055:21	78.0
18100	23	0059:53	79.2
18114	24	0104:24	80.4
18128	25	0108:56	81.5
18142	26	0113:28	82.7
18156	27	0117:59	83.9
18170	28	0122:30	85.0
18184	29	0127:02	86.2
18198	30	0131:33	87.3

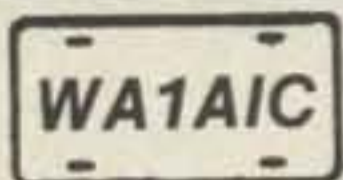
OSCAR 7 ORBITAL INFORMATION FOR OCTOBER

ORBIT #	DATE	TIME (GMT)	EQ. CROSSING (DEGREES WEST)
31462	1	0111:20	100.1
31474	2	0010:37	84.9
31487	3	0104:51	98.5
31499	4	0004:08	83.3
31512	5	0058:22	96.9
31525	6	0152:35	110.5
31537	7	0051:53	95.3
31550	8	0146:06	108.9
31562	9	0045:23	93.0
31575	10	0139:37	107.4
31587	11	0038:54	92.2
31600	12	0133:08	105.8
31612	13	0032:25	90.6
31625	14	0126:39	104.2
31637	15	0025:56	89.1
31650	16	0120:09	102.7
31662	17	0019:27	87.5
31675	18	0113:40	101.1
31687	19	0012:57	85.9
31700	20	0107:11	99.5
31712	21	0006:28	84.4
31725	22	0100:42	97.9
31738	23	0154:55	111.5
31750	24	0054:12	96.4
31763	25	0148:26	110.0
31775	26	0047:43	94.8
31788	27	0141:57	108.4
31800	28	0041:14	93.2
31813	29	0135:27	106.8
31825	30	0034:44	91.7
31838	31	0128:58	105.3

OSCAR 8 ORBITAL INFORMATION FOR OCTOBER

ORBIT #	DATE	TIME (GMT)	EQ. CROSSING (DEGREES WEST)
18212	1	0136:04	88.5
18226	2	0140:36	89.7
18239	3	0001:56	65.0
18253	4	0006:27	66.2
18267	5	0010:58	67.4
18281	6	0015:29	68.5
18295	7	0020:00	69.7
18309	8	0024:31	70.8
18323	9	0029:02	72.0
18337	10	0033:32	73.2
18351	11	0038:03	74.3
18365	12	0042:34	75.5
18379	13	0047:04	76.6
18393	14	0051:35	77.8
18407	15	0056:05	78.9
18421	16	0100:35	80.1
18435	17	0105:06	81.3
18449	18	0109:36	82.4
18463	19	0114:06	83.6
18477	20	0118:36	84.7
18491	21	0123:06	85.9
18505	22	0127:36	87.0
18519	23	0132:06	88.2
18533	24	0136:36	89.4
18547	25	0141:06	90.5
18560	26	0002:25	65.9
18574	27	0006:54	67.0
18588	28	0011:24	68.2
18602	29	0015:54	69.3
18616	30	0020:23	70.5
18630	31	0024:53	71.6

## VANI-PLATE



VEHICLE  
CALL SIGN PLATE  
— WEATHERPROOF —  
— DURABLE PLEXIGLAS —

YOUR CALL OR NAME IN ATTRACTIVE RAISED PLEXIGLAS LETTERS (SPECIFY BLACK OR WHITE) UP TO EIGHT WELDED ON A BLUE, WHITE, BLACK, RED OR BROWN PLEXIGLAS MOUNTING PLATE. OR CHOOSE THE ATTRACTIVE FLECK MOUNTING PLATE; SELECT FROM RED, GREEN, GOLD, BLUE OR SILVER COLOR.

STD. VANI-PLATE - \$9.95 FLECK PLATE, ADD \$3.00 UPS CHARGE - \$1.95  
HEAVY CHROME FRAME - \$2.99 24-HOUR DELIVERY  
DELUXE CHROME FRAME - \$7.99

— SEND 25¢ FOR 1981 CATALOG —

VANI-PLATE COMPANY  
P.O. Box 136, W. Yarmouth, MA 02673 ✓437  
(617) 394-8595

## Two-meter H.T. Amplifier Kit

\$56.95  
PPD. USA

1.5 watts in—20 out  
COR BNC in—SO-239 out  
small size: 1-3/16" x 3" x 4-1/2"  
Class C or AB1



ask about  
our other  
UHF & VHF  
amplifier kits

✓459


1398 Edwards Ave.  
Lakewood, OH 44107  
(216) 221-9500

QRO ENGINEERING

# Radio Bookshop

**NEW** from **73**

## THE NEW WEATHER SATELLITE HANDBOOK



BY DR. RALPH E. TAGGART

Here is the completely updated and revised edition of the best-selling **Weather Satellite Handbook**—containing all the information on the most sophisticated and effective spacecraft now in orbit. Dr. Taggart has written this book to serve both the experienced amateur satellite enthusiast and the newcomer. The book is an introduction to satellite watching, providing all the information required to construct a complete and highly effective ground station. Not just ideas, but solid hardware designs and all the instructions necessary to operate the equipment are included. For the thousands of experimenters who are operating stations, the book details all procedures necessary to modify their equipment for the new series of spacecraft. Amateur weather satellite activity represents a unique blend of interests encompassing electronics, meteorology and astronautics. Join the privileged few in watching the spectacle of earth as seen from space on your own monitoring equipment. Order BK7383 \$8.95

**SAVE \$2.95**

### WEATHER SATELLITE HANDBOOK (first edition)

By Dr. Ralph E. Taggart WB8DQT. Valuable information in this first edition is *not* included in Dr. Taggart's just published book, **The New Weather Satellite Handbook** (see above). Chapters such as "How to Build an Electric Timer for Satellite Tracking" and "Building an Automatic Control for the Satellite Receiving Station" will no longer be available when this edition is out of print. This is a good entry level text for those discovering the exciting new use of weather satellites. Regular price: \$4.95. **SPECIAL PACKAGE PRICE--BOTH BOOKS FOR ONLY \$10.95, SAVE \$2.95!** (This offer available only while supplies last.) Order WS7300 and receive both editions of the Weather Satellite Handbook for only \$10.95 (plus \$1.00 shipping and handling charge).

\*Use the order card in this magazine or itemize your order on a separate piece of paper and mail to: 73 Radio Bookshop • Peterborough NH 03458. Be sure to include check or detailed credit card information. Add \$1.00 handling charge. Note: Prices subject to change on books not published by 73 Magazine. Questions regarding your order? Please write to Customer Service at the above address. Please allow 4-6 weeks for delivery. No C.O.D. orders accepted. For Toll Free ordering call 1-800-258-5473.

**MAKE  
MONEY...  
SELL  
73 MAGAZINE**

Selling 73 Magazine, the ham radio magazine that offers quality and quantity, brings the ham into your store. Once through the door you can sell him anything.

Our dealers are telling us that "73" outsells them all... so call today and join the dealers who make money with 73 Magazine.

For information on selling 73 Magazine call 603-924-7296 and speak with Ginnie Boudrieau, our Bulk Sales Manager. Or write to her at:

**73 MAGAZINE**  
Route 101 and  
Corner of Elm Street  
Peterborough NH 03458

### RAPID MOBILE CHARGER

The DEB-TED Rapid Mobile Charger is a constant voltage charger that will charge your batteries off a 12 Volt source in 4-6 hours. You may use the charger at all times, this includes transmit and receive periods. It is equipped with a cigarette lighter plug on the input side and the appropriate charging plug on the output side. Models available now for the Kenwood TR2400, Yaesu 207R, Tempo S1, S2, S5 and the Wilson Mark II and IV. Other models available also please call or write for info..... \$34.95.




**NEW AC VERSION NOW AVAILABLE**

### "SEE THE WORKS" CLOCK

OUR EASIEST CLOCK TO ASSEMBLE!

6 Digits 12 or 24 Hour Format Clock rests between two pieces of clear plexiglas A GREAT CONVERSATION PIECE! Kit is complete including top



quality PC board, all components pre-cut and drilled plexiglas and all hardware. \$29.95  
Wired and Tested.....\$39.95

### VEHICLE INTRUSION ALARM

An easy to assemble and install kit that offers options not normally found in other alarm systems. Hidden switch mounts under the dash. Kit has provisions for sensors and remote control switch. Programmable time delays for exit, entry and alarm periods. Basic hook-up utilizes dome light circuit activating when doors are opened. The alarm will drive a siren or pulse horn at a 1HZ rate. Not prone to false alarm do to reliable CMOS circuitry. No external switch required! Complete kit with easy to follow instructions and diagrams..... \$12.95  
Wired and Tested..... \$19.95

SPECIAL



SPECIAL

MODEL 5314 CLOCK KIT 12 or 24 hour format 6 large "5 Digits. Kit is complete with all parts, pc board and custom designed cabinet. (specify white or black)..... \$29.95



**DEBCO ELECTRONICS**  
P.O. BOX 9169  
CINCINNATI, OHIO 45209

330

Phone: (513) 531-4499

- Add 5% Shipping for U.S. & Canada
  - All foreign orders add 10%
  - COD orders add \$1.40
  - Master Charge and Visa Welcome
  - Orders under \$20.00 add \$1.00 handling
  - Ohio residents add 5 1/2 % Tax
- CALL OR WRITE FOR CATALOG

CAN 20% BE WRONG?



A recent survey showed that 20% of the 73 subscribers also read Kilobaud MICROCOMPUTING magazine... and enjoy it. This is the best way to learn and keep up with the rapidly developing world of microcomputers. There's nothing to be afraid of, you just have to read an interesting magazine and you'll learn. Try a subscription to Kilobaud MICROCOMPUTING and see for yourself.

- New subscription     Renewal     12 issues for \$25.00  
 Payment enclosed \$ \_\_\_\_\_     24 issues for \$38.00  
 VISA     MC     AE     Bill me     36 issues for \$53.00

Card # \_\_\_\_\_ Interbank # \_\_\_\_\_

Signature \_\_\_\_\_ Exp. date \_\_\_\_\_

Name \_\_\_\_\_

Address \_\_\_\_\_

City \_\_\_\_\_ State \_\_\_\_\_ Zip \_\_\_\_\_

—for even faster ordering service call toll free (800) 258-5473

Canadian: \$27, one year only, U.S. funds. Other foreign: \$35, one year only, U.S. funds. Please allow 6-8 weeks for delivery. 319B6

MICROCOMPUTING • POB 997 • Farmingdale NY 11737

# 80 microcomputing T.M.

Send me one year of 80 Microcomputing for just \$15. (I save over 37%.)

I prefer 2 years for \$24. (I save 50%.)

I prefer 3 years for \$36. (I save 50% off the newsstand price.)

**The magazine for today's biggest selling computer.**

- New subscription     Renewal  
 Payment enclosed \$ \_\_\_\_\_     Bill me  
 Visa     Master Charge     Am Express

Card # \_\_\_\_\_

Interbank # \_\_\_\_\_ Exp. date \_\_\_\_\_

Signature \_\_\_\_\_

Name \_\_\_\_\_

Street \_\_\_\_\_

City \_\_\_\_\_ State \_\_\_\_\_ Zip \_\_\_\_\_

Canada: same as US rates, in US funds. (\*TRS-80 is a trademark of Tandy Corp.)  
 Other foreign: \$20 one year only, US funds.

319B6

80 Microcomputing • POB 981 • Farmingdale NY 11737

# HAM HELP

I need a schematic and any possible information on a Model 305 Stewart-Warner radio made about 1928. I will pay any reasonable price.

**Charles D. Simmons W6PDH**  
PO Box 6238  
Buena Park CA 90622

I need a supply source for a solid-state HV rectifier diode (25 kV) for a TV CRT.

**Joseph A. Kramer WA9DJR**  
Box 246  
Earlville IL 60518

I need a replacement cabinet back for a Hallicrafters Model S-38B shortwave receiver. If anyone can supply one, please quote price.

**C. D. Prewitt K4ZCD**  
129 N. Maysville St.  
Mt. Sterling KY 40353

I am in need of Collins equipment, either for parts or units which can be repaired.

**H. F. Shnur**  
115 Intercept Ave.  
North Charleston SC 29405

I need a schematic and/or service manual for a Tennalec MS-2 crystal-less scanner. If you have either, please send a postcard and let me know what you have. Thanks.

**R. Latini**  
Box 6109  
Hamden CT 06517

I would gladly pay copying cost for schematic and parts lists for a Boonton 260-A Q-meter and a Muzak STR-100 SCA receiver.

**Dave Overton**  
1709 W. 30th St.  
Austin TX 78703

Can anyone help me find info and schematics on an RCA Berkshire multiband (.5-22 MHz)

AM/FM auto-tune receiver? It's part of a radio and projection TV system available in Secretary or Regency (contemporary and modern) cabinets. It is similar to the Army AR-T8 system. The auto-tune won't work and the factory has been no help. I will pay for any info.

**Larry A. Rickard WB2BIS**  
23 Campbell Ave.  
Jamestown NY 14701

Help is needed in keeping "pulses" generated by a Bearcat 210 scanner from interfering with nearby two-meter receivers. If you have a cure, please contact me.

**Charles L. Kelsey WB2EDV**  
RD #2, Elmwood Avenue  
Mayville NY 14757

## MILITARY SURPLUS WANTED

WE NEED ARC-51BX, ARC-94, ARC-102, ARC-105, ARC-115, ARC-116, RT-823/ARC-131 OR FM-622, WILCOX RT-857/ARC-134 OR 807A, ARC-164, RT-529A/APN-133, APN-171 OR HONEYWELL HG9050 RADAR ALTIMETER TRANSCEIVERS, APX-72, COLLINS ARN-82, ARN-83, 618T, ANTENNA COUPLERS 490T, CU-1658A OR CU-1669A, INSTRUMENTS ID-663/U, ID-883/U, ID-998/ASN, ID-1103, ID-1351/A, C-6H, 331C-4F. TOP DOLLAR PAID OR TRADE FOR NEW AMATEUR GEAR. WRITE OR PHONE BILL SLEP 704-524-7519.



**Slep Electronics Company**

P. O. BOX 100, HWY 441, DEPT. 73  
OTTO, NORTH CAROLINA 28763

Electronic Distributors ✓ 367

Looking for gear?  
Don't use all your gear?  
Upgrading your station?  
Starting out?



Radio Brokerage

QSL or business SASE to:

Suite 73  
2509 N. Campbell Ave.  
Tucson, Arizona 85719

## SEVERE DUTY CUBICAL QUADS \$169.50 & UP

- \* Rugged New Cubical Quad Antenna Design.
- \* Reinforced Fiberglass Spreaders
- \* High Strength Spider design of 6061-T6 Aluminum
- \* Complete 2, 3 or 4 element models available or
- \* Components such as Spreaders, Spiders, Booms etc. may be purchased separately

For FREE Six Page Descriptive Brochure and Price Sheet, Send S.A.S.E. to:


✓ 466

**db + enterprises**

P.O. Box 24 • Pine Valley, N.Y. 14872



## LOWEST POSSIBLE PRICES BEST POSSIBLE WARRANTY



model III 16K

**\$859**

color  
computer 4K

**\$310**



✓ 444 call TOLL FREE 1-800-343-8124

**computer plus**

245A Great Road  
Littleton, MA 01460  
617 • 486 • 3193

Write for your free catalog.

TRS-80 is a registered trademark of Tandy Corp

## Subscription Problem?

73 Magazine does not keep subscription records on the premises, therefore calling us only adds time and doesn't solve the problem.

Please send a description of the problem and your most recent address label to:

73 Magazine  
Subscription Dept.  
PO Box 931  
Farmingdale, NY 11737

Thank you and enjoy your subscription.

## this publication is available in microform



University Microfilms International

300 North Zeeb Road  
Dept. P.R.  
Ann Arbor, MI 48106  
U.S.A.

18 Bedford Row  
Dept. P.R.  
London, WC1R 4EJ  
England

# Satellite TV

## FOR THE HOME

### Sick of Network TV?

Our receiver lets you get over 75 channels of television directly from earth-orbiting cable TV satellites: HBO, Showtime, super stations, sports and movies worldwide.



**We don't just sell information! We Manufacture Hardware!**

From offshore oil rigs, data links to hotels and backyard installations, we wrote the book. Constantly updated, our 94 Page technical information book and catalog gives you all the facts. Inexpensive dishes, feeds, telemetry software, kits and more. Recommended reading by NASA, The Office of Consumer Affairs and quality companies like Rockwell/Collins. Send \$7.95 today!

CALL 309

24-hrs. C.O.D. Hotline  
(305) 339-7600

**SPACECOAST**

RESEARCH CORPORATION

P.O. Box 442-D, Altamonte Spgs, FL 32701

## YAESU FT-207R OWNERS

AUTO SCAN MODULE AND BATTERY SAVER KIT



15 minutes to install; scan restarts when carrier drops off; busy switch controls automatic scan on-off; includes module and instructions.

Model AS-1. \$25.00

**FT-207R BATTERY SAVER KIT MODEL BS-1 \$14.95**

WRITE FOR CLUB DISCOUNTS

**new**

- \*No more dead batteries due to memory back-up
- \*30% less power drain when squelched
- \*Simple to install; step-by-step instructions and parts included
- \*4 mA memory backup reduced to 500  $\mu$ A.
- \*45 mA receiver drain reduced to 30 mA.
- \*Improved audio fidelity and loudness

**ENGINEERING CONSULTING**

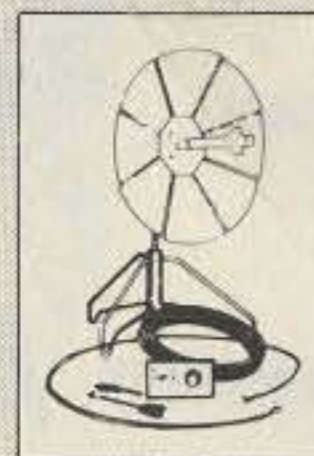
P. O. BOX 94355

RICHMOND, B. C. V6Y2A8, CANADA

## THE HMR II

MICROWAVE RECEIVER SYSTEM

24+ dB GAIN • TUNABLE 2.1 TO 2.6 GHz RANGE  
6 MONTH WARRANTY • COMPLETE-READY TO INSTALL  
PARTS OF HMR II AVAILABLE SEPARATELY



**\$179<sup>95</sup>** EACH  
FOB DENVER  
7 lbs.

SEND CHECK, MONEY ORDER OR CERTIFIED FUNDS TO:

**HMR**  
PO BOX 440668 • AURORA,  
COLORADO 80044  
DEPT. MB

FOR THE LOWEST PRICE ON QUANTITY ORDERS, CODs, MC OR VISA ORDERS CALL:

9 (303) 620-9736

FOR THE DO-IT-YOURSELF DOWN CONVERTERS POWER SUPPLY

ASSEMBLED & TESTED PCB WITH PLANS	49 <sup>95</sup>	ASSEMBLED & TESTED WITH PLANS	49 <sup>95</sup>
PCB PARTS & PLANS	39 <sup>95</sup>	PCB PARTS, CASE & PLANS	39 <sup>95</sup>
PCB & PLANS	19 <sup>95</sup>	PCB & PLANS	19 <sup>95</sup>
		PLANS	9 <sup>95</sup>

## MICROWAVE DOWNCONVERTER RX-2300

- Quality metal enclosure w/hardware
- Low noise preamplifier
- 90-day warranty
- Fully assembled, NOT a kit!
- Temperature compensated



The RX-2300 downconverter is a state-of-the-art microwave converter that converts 1900 - 2700 Mhz microwave signals down to VHF. It is especially suited for line-of-sight reception of amateur and TV transmissions and will drive either a VHF receiver or a standard television.

SPECIAL INTRODUCTORY OFFER — \$140

430

**TEM** MICROWAVE CORP.

for

22518 - 97th Avenue North  
Corcoran, MN 55374  
612-498-8014

BARGAIN PRICED!

# AZDEN PCS-3000

STATE-OF-THE-ART 2 METER MICROCOMPUTER-CONTROLLED TRANSCEIVER

469 **\$315** Calif. res. add 6%

FREE SHIPPING ANYWHERE IN U.S.A.

Other AZDEN equip./acc. discounts

**B. G. CARL ELECTRONICS**  
11128 Claire Ave.  
Northridge, CA 91326  
Call: (213) 363-1216

## Satellite T.V. By: rCom CONFIDENTIAL DEALER PRICE LIST

Why spend \$5K to \$10K on a satellite Earth Station when you can buy at dealer prices. You can receive 60 and more television stations, current uncut movies. Pro games each Sunday, sporting events not available on commercial T.V., live Los Vegas entertainment, special children's and religious programming and much, much more.

Buy one, your choice at Dealer prices. Systems for home or commercial use. We will also make recommendations for your Earth Station location as to equipment needed. Complete systems, all major brands.

Send \$2.00 with S.A.S.E. today for confidential Dealer Price List Catalog

For Information call (318) 233-6941

**rCom Distributors**  
164 Acadian, Lafayette LA 70503

## SATELLITE TV RECEIVER KITS

### FACTORY DIRECT

We have complete kits, individual boards, and components. Call or write for further information.

**STAR TRAK** 465

**SYSTEMS, INC.**

404 Arrawanna St.

Colorado Springs, CO 80909

(303) 475-7050

Robby WBOSFR Jera NOAGT Dave WDOCDU

## COAXIAL CABLE SALE

POLYETHYLENE DIELECTRIC

RG213 noncontaminating 95% shield mil spec 36¢/ft.  
RG11AU 75ohms 97% shield mil spec 27¢/ft.  
RG62U 93 ohms 10¢/ft.  
RG8U 95% multitype shield 31¢/ft.  
RG58CU noncontaminating 95% shield mil spec 13¢/ft.  
RG174U miniature 50 ohm mil spec 10¢/ft.

LOW LOSS FOAM DIELECTRIC

RG-8X (mini 8) 95% shield. Blue Jacket 19¢/ft.  
RG8U 97% shield white jacket flexible 30¢/ft.  
RG58U 80% shield 08¢/ft.  
RG58U 95% shield 10¢/ft.  
RG58AU stranded center 80% shield 11¢/ft.

Rotor cable 2-18ga 6-22ga 19¢/ft.

\*Cable—shipping \$2.50 1st 100 ft., \$2.00 each add'l 100 ft.

CONNECTORS

PL-259 to BNC (UG-255) \$3.50 ea.  
PL-259 push-on adapter shell 10/\$3.89  
PL-259 & SO-239 10/\$5.89  
Double Male Connector \$1.79  
1 ft. patch cord w/RCA type plugs each end 3/\$1.00  
Reducer UG-175 or 176 10/\$1.99  
UHF T (M358) \$2.59  
Elbow (M359) \$1.79  
F59A (TV type) 10/\$2.15  
PL-258 (double UHF female barrel) 98¢  
Connectors—shipping 10% add'l, \$1.50 minimum

FREE CATALOG—VISA/MASTER CHARGE—C.O.D. ADD \$1.50—FLA. RES. ADD 4%

**NEMAL ELECTRONICS**

5685 S.W. 80th ST., DEPT. RLO, MIAMI, FLORIDA 33143  
TELEPHONE (305) 661-5534 412

## DIRECTION FINDING?



New Technology (patent pending) converts any VHF FM receiver into a modern Doppler Radio Direction Finder. No receiver mods required. See June 1981 issue of 73 for technical description. Kits available from \$235. Write for full details and prices.

425

**DOPPLER SYSTEMS**  
111 E. Moon Valley Drive  
Phoenix, Arizona 85022  
(602) 869-9608

## MICROWAVE ANTENNAS & KITS

- MICROWAVE DOWNCONVERTERS
- PARABOLIC ANTENNAS
- MICROWAVE PRE-AMPS
- HEAVY DUTY TRIPODS
- MICROWAVE PARTS & COMPONENTS



Your source of supplies for the fastest growing field of communications. Here is a low cost entry into the fascinating area of microwave technology. We offer a complete line of antennas, receivers, pre-amps, power supplies, etc..... Call or write for details.



**DATA SERVICE CO.**  
3110 Evelyn Street  
Roseville, MN 55113  
612-636-9469

✓346

## C.B. TO 10 METER KITS AMERICA'S #1 SOURCE FOR 10 METER C.B. KITS

**IN STOCK**—Kits for most C.B. Models  
**COMPLETE KITS**—Includes all parts and detailed instructions.  
**CUSTOM ENGINEERED**—For easy installation with minimum time and equipment.  
**FLEXIBLE BAND COVERAGE**—To provide up to 1 MHz coverage for most P.L.L. chassis.  
**LOW COST**—Prices range from \$10.00 to \$50.00.  
**FREE CATALOG**—write or call today.

**AMERICAN CRYSTAL SUPPLY COMPANY**  
P.O. BOX 638  
WEST YARMOUTH, MA. 02673  
(617) 771-4634

✓7

## SATELLITE TV Receiver Modules

Tunable audio demod, video demod & AFC  
\$185.00  
IF Unit with Filter, 54DB gain, 70 MHz, 30 MHz band pass. . . . . \$80.00  
RF Converter Module . . . . . \$310.00  
LNA-50 DB gain 120K<sup>o</sup>. . . . . \$755.00  
10' Fiberglass Dish . . . . . \$900.00  
Polar Mount . . . . . \$220.00  
Complete units available. For information call:

**JOSEPH'S LTD** ✓456

Echo Communications Division  
613 Washington Avenue  
Iowa Falls, Iowa 50126  
Ph. 515-648-3518

## THE LITTLE GIANT BRAKE

BEND & FORM  
.060 ALUM.  
& STEEL!




**EASY TO USE!** CLEAN  
BUILD CUSTOM CABINETS YOU'LL BE PROUD OF! COMMERCIAL QUALITY at 1/10 THE COST!!  
SMOOTH BENDS TO 90°

**GUARANTEED!** clamps not incl.  
NO COD OR CREDIT CARDS.  
ALL ORDERS IN US FUNDS.  
ALL FOREIGN ORDERS ADD  
\$5.50 SHIPPING IN ADDITION  
TO P&H. ✓336

**21<sup>95</sup>**

**Z ASSOCIATES** +2<sup>00</sup>  
P O BOX 757  
3050 NE 55 TH AVE.  
SILVER SPRINGS, FLA. 32688  
**P&H**

## LOWEST POSSIBLE PRICES BEST POSSIBLE WARRANTY



model III 16K

**\$859**

color  
computer 4K

**\$310**



✓444 call TOLL FREE 1-800-343-8124

**computer plus** 245A Great Road  
Littleton, MA 01460  
Write for your free catalog. 617 • 486 • 3193  
TRS-80 is a registered trademark of Tandy Corp.

## GO MOBILE WITH YOUR H.T.!

ICOM Available

Guaranteed!



\*A unique battery eliminator\*  
HANDI-TEK Regulator allows constant hand-held operation from auto DC or base supply with no nicad drain and WITHOUT RADIO MODIFICATION!  
Model I—Icom IC-2A/T; K—TR-2400  
Y—FT-207R, T—Simple mod for Temp  
\$24.95 PPD in USA. CA add \$1.50.

**HANDI-TEK**

P.O. BOX 2205, LA PUENTE, CA 91746

Icom—slides on bottom of radio

Yaesu—fits into battery compartment

✓460 Kenwood—powered thru battery plug

## INOTEK ENGINEERING PRESENTS: RTTY!

### THE ULTIMATE RTTY SYSTEM!

Now available—  
a complete line of superior,  
high-performance bus-oriented  
circuit boards.

treat yourself right!  
don't settle for mediocre when  
you can have the best.  
LET US SEND YOU OUR NEW

**CATALOG**

P.O. Box 110  
Spanish Fork  
Ut. 84660

✓414

bankcard orders call 1-801-373-6249

## SYNTHESIZED SIGNAL GENERATOR

made in  
U.S.A.



model SG-100C

\$329.95

• Covers 100 to 179.999 MHz in 1 kHz steps with thumb-wheel dial • Accuracy .00001% at all frequencies • Internal frequency modulation from 0 to over 100 kHz at a 1 kHz rate • Spurs and noise at least 60dB below carrier • RF output adjustable from 5 to 500mv across 50 ohms • Operates on 12vdc @ 1/2 amp • Price \$329.95 plus shipping.

In stock for immediate shipping. Overnight delivery available at extra cost. Phone: (212) 468-2720.

✓311

**VANGUARD LABS**  
196-23 Jamacia Ave. Hollis, NY 11423

## MORSE CODE, BAUDOT and ASCII RTTY FOR THE TRS-80 MODELS I and III

DISASSEMBLED HANDBOOK - VOLUME 4

no RS-232C interface is required

- Chapt. 1: 8 to 800 WPM Morse transmit pgm.
- Chapt. 2: Adding type ahead capabilities
- Chapt. 3: Morse receive decoding program
- Chapt. 4: Merging + 12 prepared messages
- Chapt. 5: Baudot transmit 60-66-75-100 WPM
- Chapt. 6: Baudot receive for above speeds
- Chapt. 7: Merging + 22 prepared messages
- Chapt. 8: ASCII transmit program 110 Baud
- Chapt. 9: ASCII receive decoding program
- Chapt. 10: Merging + 22 prepared messages

\$18 [US] per copy add \$2 shipping  
[\$4.50 overseas airmail]

—GERMAN & FRENCH LANGUAGE EDITIONS—

Morse, Baudot & ASCII on disks \$49  
✓458 [Vol. 4 required for instructions]

**RICH CRAFT ENGINEERING LTD.**  
#1A Wahmeda Industrial Park  
Chautauqua, New York 14722

COD orders [US only] [716] 753-2654

## MORSE CODE SEND & RECEIVE

With the new low cost - VIC MICRO-COMPUTER

Now you can copy code and have a personal micro of your own without spending \$\$\$\$\$. VIC by COMMODORE, the oldest in home micros, features:

- 5K RAM expandable to 32K
- Color and low/high res. graphics.
- Sound and music. 4 voices!!
- Use tape, disk or plug in cartridges.
- Full screen editing.
- 16K full feature BASIC in ROM.
- Low cost accessories.
- Connects to any T.V. or monitor.
- For the cost of the original KIM.

VIC 20 w/power supply and manual.....\$299.95  
Video Modulator (includes sound)..... 29.95  
Cassette Tape Deck (plugs in direct)..... 97.00  
Expansion RAM Memory (to 8K)..... 59.95

MORSE CODE ADAPTER send and receive C.W. Connects to speaker and key jack. Auto speed adjustment on receive will go to 60 WPM. Xmit speed can be adjusted. MANY more features.....75.00  
Entire package above (delivered).....\$550.00  
12 volt D.C. convertor for VIC..... 29.95

50¢ brings more information. Include 5% for shipping & handling. Mich. Res. Add 4% tax. Personal Checks allow 2 weeks to clear.

### PERIPHERAL PRODUCTS

303 S. VERMONT AV.  
ROYAL OAK, MICH. 48067  
1-313-399-3990 ✓ 473

## C.B. SPECIAL

(Repeat of a sell out)  
CONVERT THESE TO  
10 METER FM

New Hy-Gain 40 channel printed circuit boards assembly (Squelch pot, volume control and channel switch not included). Boards sold as is. Dimension 6"X6".

1-9 pcs \$7.50 ea.  
10-49 pcs \$6.50 ea.  
(While quantities last)

### REMOTE 40 CHANNEL C.B.

Remotes have a metal frame. Speaker, plastic case, and control mic not included. Sold as is. \$14.95 ea

### C.B. BARGAIN

C.B. boards missing parts or damaged. Can be used for spare parts. Buy several!! \$3.50 ea

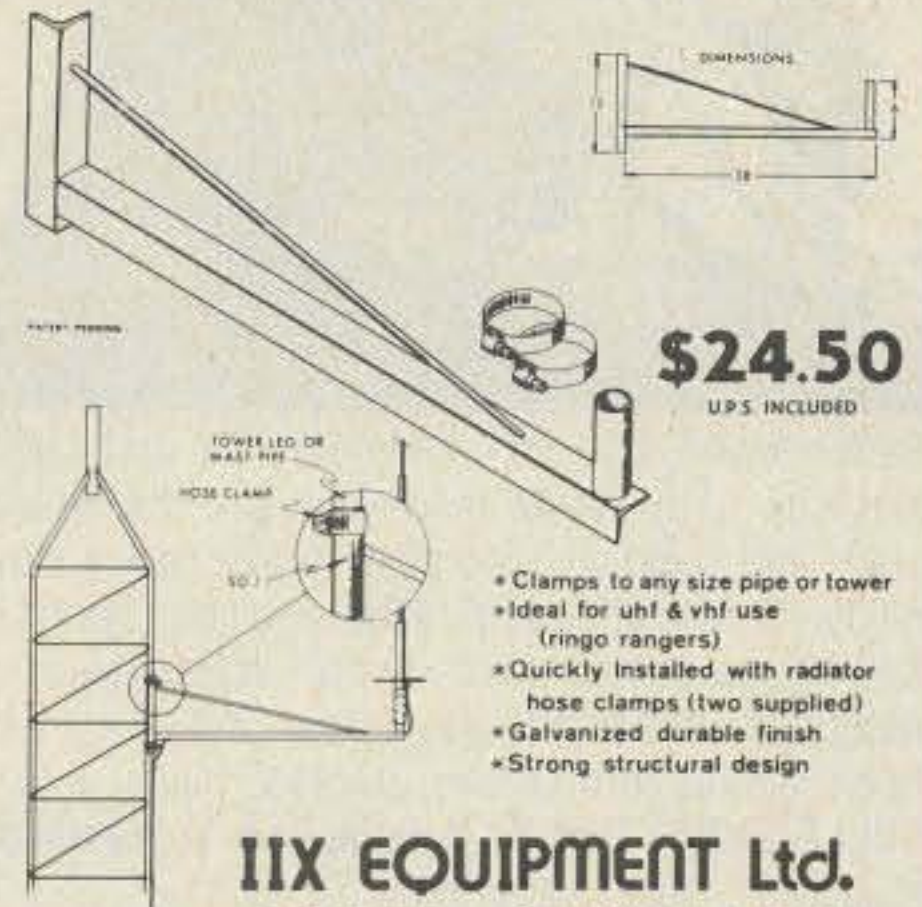
Order information: Please add \$4.00 for S/H via UPS. COD's accepted for orders totaling \$50.00 or more. Florida residents add 4% sales tax. Minimum order \$15.00. Foreign orders US funds only add 20% for S/H. MASTER CARD and VISA accepted.

### Surplus Electronics Corp.

7294 N W 54th St.  
Miami, FL 33166  
PH# 305-887-8228

✓ 69

## MODEL SO-1 UNIVERSAL ANTENNA STANDOFF



\$24.50  
UPS INCLUDED

- Clamps to any size pipe or tower
- Ideal for uhf & vhf use (ringo rangers)
- Quickly installed with radiator hose clamps (two supplied)
- Galvanized durable finish
- Strong structural design

### IIX EQUIPMENT Ltd.

P. O. BOX 9 OAK LAWN, IL 60454

(312) 424-7007

DEALER INQUIRIES INVITED

MADE IN USA

## ATENCION RADIOAFICIONADOS

Llaman Uds. KEVIN a la tienda en Wickliffe, OH

AMATEUR ELECTRONIC SUPPLY  
(la tienda en la area Cleveland)

28940 Euclid Ave., Wickliffe, OH 44092

EL telephono: (216) 585-7388

WATS (en Ohio): 1-800-362-0290

WATS Nacional: 1-800-321-3594



It's Incredible!

Now You Can...

Master code or upgrade in a matter of days. Code Quick is a unique breakthrough which simplifies learning Morse code. Instead of a confusing maze of dits and dahs, each letter will magically begin to call out its own name! Stop torturing yourself! Your amazing kit containing 5 power-packed cassettes, visual breakthrough cards and original manual is only \$39.95! Send check or money order today to WHEELER APPLIED RESEARCH LAB, P.O. Box 3261, City of Industry, CA 91744. Ask for Code Quick #103, California residents add 6% sales tax. ✓ 6

You can't lose! Follow each simple step. You must succeed or return the kit for a total immediate refund!

## 8 FOOT DIA. DISH

### AS-554/TRC ANTENNA

8' diameter dish with aluminum mesh paraboloid surface designed for 1700-2400 Mhz with 30 db gain. Vertical or horizontal polarization; 4.5° bandwidth, 20 db major to minor lobe ratio. Antenna is shipped in sections and includes mounting yoke and feedhorn. 600 lbs sh wt. Used: \$525.00



### LAVOIE LA-18 SPECTRUM ANALYZER

for 10 Mhz to 16 Ghz; 5" CRT display. Deflection: square law, linear, or log. Resolution adjustable 500 Khz - 5 Mhz below 50 Mhz; 500 Khz - 25 Mhz above 50 Mhz. 25 1/4 x 19 1/2 x 18 1/2", 150 lbs sh. Used, repairable: \$375.00 Manual, partial repro, \$10.00

### R-1143/WRR-3 VLF RECEIVER

14-600 Khz AM-CW-FS in five bands; mechanical digital tuning. 8 3/4 x 17 1/4 x 16 3/4; 80 lbs. sh. Used, repairable: \$215.00 Checked: \$295.00 Schematic packet: \$3.00 w/WRR-3 purchase.

Prices F.O.B. Lima, O. • VISA, MASTERCARD Accepted. Allow for Shipping • Write for New 1981 CATALOG Address Dept. 73 • Phone: 419/227-6573

✓ 22 FAIR RADIO SALES  
1016 E. EUREKA • Box 1105 • LIMA, OHIO • 45802

## SUPER S-20 45dB GAIN MICROWAVE DOWNCONVERTER

### FEATURES:

- \* 20-inch true parabolic antenna
- \* Sealed and tested super probe downconverter
- \* Power supply

All accessories required for installation are included

The Super S-20 minimizes fringe areas

Six-month warranty

Price \$245

Dealers wanted ✓ 72

## HIGH GAIN SYSTEMS

4558 Auburn Boulevard  
Sacramento, California 95841

## \$195 • CW MILLS \$195

NO SHIFTING! Converted standard manual typewriters. Upper and lower case letters for personal correspondence. Separate positive shift lock for CW copy, with all caps, numbers and /?., in shifted position. Reconditioned, top shape, 25 years in typewriter business.

● Plus transportation charges

WB5ORH, Box 326 S.  
Lefors, TX 79054 (806) 835-2997

## QRPP from TEDCO

\$79.95 PPD U.S.A.



MODEL 2 3.5-3.6 MHz

Write for details to:

TEDCO

9 Canonicus Avenue  
Newport, RI 02840

## Enjoy Satellite TV Now



Better than Cable TV—Over 200 TV and radio services. Why waste money? Learn the whole story and build a video system the family can enjoy. No commercials, **FREE** movies, sports and Vegas shows—worldwide, crystal clear reception connects to any TV set. Big (8x11 in.) book loaded with details, photos, plans, kits—**TELLS EVERYTHING! Satisfaction Guaranteed.**

Send \$7.95 TODAY! Add \$2.00 for 1st class (air mail) or call our 24 hour C.O.D. rush order line (305) 862-5068.

GLOBAL ELECTRONICS,  
P.O. Box 219-H, Maitland, Florida 32751

# BE HEARD!



Model 225  
\$79.95 Kit

Model 335  
\$64.95 Kit

Model 875  
\$109.95 Kit

## WITH THESE LOW-COST 2-METER AMPLIFIERS.

Anyone who can operate a 2-meter rig can assemble these low cost amplifiers. Our detailed, step-by-step instructions allow you to build these 2-meter kits without an SWR bridge, wattmeter or other type of equipment.

**Model 225** Designed to allow any 2-meter, hand-held FM transceiver, with an output of 350 milliwatts or more, to produce an output of 25 watts. Input BNC connector allows your hand-held to be connected and disconnected easily.

**Model 335** Operate up to 35 watts on FM with an input of only 3 watts. Also operates with less power, 2 watts yields 30 watts, and 1 watt yields 15 watts. Current drain of 4-5 amps @ 13.6 VDC.

**Model 875** Full 75 watts on FM or SSB with 10 watts input.


**Model KEB 430 MHz 100 Watt Linear Amplifier**  
This high power kit is designed for ATV, SSB or FM operation in the 420 to 450 MHz band.

Write or call for our latest brochure. ✓ 382

**Communication Concepts Inc.**

2648 North Aragon Avenue • Dayton, Ohio 45420 • (513) 296-1411

## 9" or 12" VIDEO MONITOR



MOTOROLA monitors, in good used condition. Takes composite video sig., BNC input, rugged frame, controls, bandwidth to 15 MHz. 115VAC; line cord & schematics incl. QTY LTD.

12" Monitor, (25 Lbs) . . . D1TE0177 . . . \$88.00  
9" Monitor, (16 Lbs) . . . D1TE0178 . . . \$69.00

## 10 METER RIG? CB BOARD

Hygain 40 channel CB board, with PLL IC, 9W amp w/heat sink, RF & modulator xistors, lots more! A few connections and alterations makes a 10 meter rig (as described in a 73 Mag series). With typical schematics. 12 oz., #D1KS0007. \$9.88 each! ✓

Terms: Add Postage. VISA/MasterCard/AE Phone orders welcome (credit cards only).

## FREE GIANT CATALOG

SPEAKER KITS/COMPUTER MAT'L/KITS/GADGETS TOOLS/POWER SUPPLIES/SEMI'S/TRANSFORMERS 1,000's of Electronic Parts! Use Reader Service Card!

# BNF Enterprises

119 Foster St. Peabody, MA. 01960 (617) 531-5774

## FREE CATALOG



**NEW!**  
CATALOG OF  
HARD-TO-FIND  
PRECISION TOOLS

✓ 354

Also contains test equipment plus wide selection of tool kits and cases

Jensen's new catalog is jam-packed with more than 2000 quality items. Your single source for hard-to-find precision tools and tool kits used by electronic technicians, scientists, engineers, instrument mechanics, schools, laboratories and government agencies. Send for your free copy today!



JENSEN TOOLS INC.  
1230 S PRIEST DR. TEMPE, AZ 85281

## TUFTS Electronic Department Store

NEW ENGLAND'S HAM STORE  
Stocking Distributor for Major  
Equipment and Accessories

## CODE & THEORY

CLASSES ARE IN PROGRESS—  
INSTRUCTION FROM *NOVICE*  
TO *EXTRA*. CALL TODAY FOR  
THE NEXT STARTING DATE!

(617) 391-3200  
206 MYSTIC AVENUE  
MEDFORD, MASS. 02155

OUR NAME SAYS IT ALL!

## Amateur Accessories

The new and ACTIVE dealer in Richmond/Tidewater for quality Amateur Radio products you know and trust:

MFJ	NYE VIKING
HYGAIN/TELEX	VAN GORDEN
VOCOM	ASTRON POWER SUPPLIES
AZDEN (new PCS 3000)	ALLIANCE
BENCHER	MINI PRODUCTS
H/M KEY	AKIGAWA METERS
PALOMAR	B&W

Watch us add more lines in the near future!

CALL or WRITE for our price on:

KEYERS & PADDLES	COAX SWITCHES
HEADPHONES	ROTATORS
MICROPHONES	SPEECH PROCESSORS
TUNERS	PHONE PATCHES
2M RIGS & AMPLIFIERS	CW/SSB FILTERS
ANTENNAS—HF, VHF	MORE—NOW & FUTURE

We look forward to quoting your needs.  
Ask about delivery to the Richmond/Tidewater areas!

13817 BARNES SPRING ROAD  
MIDLOTHIAN, VIRGINIA 23113  
(804) 744-3861

✓ 429



## S-LINE OWNERS ENHANCE YOUR INVESTMENT

with  
**TUBESTERS™**

Plug-in, solid state tube replacements

- S-line performance—solid state!
- Heat dissipation reduced 60%
- Goodbye hard-to-find tubes
- Unlimited equipment life

TUBESTERS cost less than two tubes, and are guaranteed for so long as you own your S-line.

✓ 433

**SKYTEC**

Box 535  
Talmage, CA 95481

Write or phone for  
specs and prices.  
(707) 462-6882

## Radio Amateurs

### Tempo Handheld

S-1	\$251.10	2 Meter
S-1T	278.10	with Tone Pad
S-2	315.00	220 MHz
S-2T	359.00	with Tone Pad
S-4	314.10	440 MHz
S-4-T-12	359.00	12 Button Pad
S-4-T-16	377.00	16 Button Pad
S-5	278.10	2 Meter, 5 Watt
S-5T	314.10	with Tone Pad

Azden PCS-3000 2 Meter	\$339.00
Cubic/Swan Astro 102BX	895.00
Ten-Tec Omni C	1082.76

Amateur equipment accessories & antennas.



COD's USA. Export Anywhere.

Amateur & commercial repair service.

2317 Vance Jackson Rd. San Antonio, TX 78213

(800)531-5405 (512)734-7793 in Texas

F.O.B. ORIGIN

## RED HOT SPECIALS!!

Icom IC2A Handheld	208.00
with Touchtone Pad	235.00
Icom IC720A XCVR	1147.00
Icom IC730 XCVR	699.00
Ten-Tec Argosy XCVR	474.00
Icom 551D 80W 6M	599.00
Icom IC22U, 2m	263.00
Icom IC290A, all mode	469.00
Azden PCS 3000 2m	313.00
Janel QSA 5 Preamp	36.50
Ten-Tec Omni-D #546	1040.00
Kantronics FDII Code Reader	360.00
Santec HT1200 Handheld	315.00

Price subject to change without notice.  
SASE for other RED HOT SPECIALS, new and used.

**Ben Franklin Electronics**

115 1/2 N Main Hillsboro KS 67063

316-947-2269

✓ 439



# Synthesized Hand-Held Scanner!

Chances are the police, fire and weather emergencies you'll read about in tomorrow's paper are coming through on a scanner right now. All scanners sold by **Communications Electronics** bring the real live excitement of action news into your home or car. With your scanner, you can monitor the exciting two-way radio conversations of police and fire departments, intelligence agencies, mobile telephones, energy/oil exploration crews, drug enforcement agencies and more.

Some scanners can even monitor aircraft transmissions! You can actually hear the news before it's news. If you do not own a scanner for yourself, now's the time to buy your new scanner from **Communications Electronics**. Choose the scanner that's right for you, then call our toll-free number to place your order with your Visa or Master Charge card.

We give you excellent service because **CE** distributes more scanners worldwide than anyone else. Our warehouse facilities are equipped to process thousands of scanner orders every week. We also export scanners to over 300 countries and military installations. Almost all items are in stock for quick shipment, so if you're a person who prefers fact to fantasy and who needs to know what's really happening around you, order your scanner today from **CE!**

## NEW! Bearcat® 350

**The Ultimate Synthesized Scanner!**

Allow 30-120 days for delivery after receipt of order due to the high demand for this product. List price \$599.95/CE price \$419.00

**7-Band, 50 Channel • Alpha-Numeric • No-crystal scanner • AM Aircraft and Public Service bands. • Priority Channel • AC/DC Bands: 30-50, 118-136 AM, 144-174, 421-512 MHz.** The new Bearcat 350 introduces an incredible breakthrough in synthesized scanning: Alpha-Numeric Display. Push a button—and the Vacuum Fluorescent Display switches from "numeric" to word descriptions of what's being monitored. 50 channels in 5 banks. Plus, Auto & Manual Search, Search Direction, Limit & Count. Direct Channel Access. Selective Scan Delay. Dual Scan Speeds. Automatic Lockout. Automatic Squelch. Non-Volatile Memory. Reserve your Bearcat 350 today!

## Bearcat® 300

List price \$549.95/CE price \$349.00

**7-Band, 50 Channel • Service Search • No-crystal scanner • AM Aircraft and Public Service bands. • Priority Channel • AC/DC Bands: 32-50, 118-136 AM, 144-174, 421-512 MHz.** The Bearcat 300 is the most advanced automatic scanning radio that has ever been offered to the public. The Bearcat 300 uses a bright green fluorescent digital display, so it's ideal for mobile applications. The Bearcat 300 now has these added features: Service Search, Display Intensity Control, Hold Search and Resume Search keys, Separate Band keys to permit lock-in/lock-out of any band for more efficient service search.

## Bearcat® 250

List price \$429.95/CE price \$279.00

**6-Band, 50 Channel • Crystalless • Searches Stores • Recalls • Digital clock • AC/DC Priority Channel • Delay • Count Feature** Frequency range 32-50, 146-174, 420-512 MHz. The Bearcat 250 performs any scanning function you could possibly want. With push button ease you can program up to 50 channels for automatic monitoring. Push another button and search for new frequencies. There are no crystals to limit what you want to hear. A special search feature of the Bearcat 250 actually stores 64 frequencies and recalls them, one at a time, at your convenience.

## NEW! Bearcat® 20/20

Allow 30-60 days for delivery after receipt of order due to the high demand for this product. List price \$449.95/CE price \$289.00

**7-Band, 40 Channel • Crystalless • Searches AM Aircraft and Public Service bands • AC/DC Priority Channel • Direct Channel Access • Delay** Frequency range 32-50, 118-136 AM, 144-174, 420-512 MHz. The Bearcat 20/20 automatic scanning radio replaces the Bearcat 220 and monitors 40 frequencies from 7 bands, including aircraft. A two-position switch, located on the front panel, allows monitoring of 20 channels at a time.

## Bearcat® 210XL

List price \$349.95/CE price \$229.00

**6-Band, 18 Channel • Crystalless • AC/DC** Frequency range: 32-50, 144-174, 421-512 MHz. The Bearcat 210XL scanning radio is the second generation scanner that replaces the popular Bearcat 210 and 211. It has almost twice the scanning capacity of the Bearcat 210 with 18 channels plus dual scanning speeds and a bright green fluorescent display. Automatic search finds new frequencies. Features scan delay, single antenna, patented track tuning and more!

## Bearcat® 160

List price \$299.95/CE price \$189.00

**5-Band, 16 Channel • AC only • Priority Dual Scan Speeds • Direct Channel Access** Frequency range: 32-50, 144-174, 440-512 MHz. Would you believe...the Bearcat 160 is the least expensive Bearcat crystalless scanner.

This scanner presents a new dimension in scanning form and function. Look at the smooth keyboard. No buttons to punch. No knobs to turn. Instead, finger-tip pads provide control of all scanning operations, including On/Off, Volume and Squelch. Of course the Bearcat 160 incorporates other advanced Bearcat features such as Priority, Direct Channel Access, Dual Scan Speeds, Lockout, Scan Delay and more.

## NEW! Bearcat® 100

**The first no-crystal programmable handheld scanner.**

Allow 60-180 days for delivery after receipt of order due to the high demand for this product. List price \$449.95/CE price \$299.00

**8-Band, 16 Channel • Liquid Crystal Display Search • Limit • Hold • Lockout • AC/DC** Frequency range: 30-50, 138-174, 406-512 MHz.

The world's first no-crystal handheld scanner has compressed into a 3" x 7" x 1 1/4" case more scanning power than is found in many base or mobile scanners. The Bearcat 100 has a full 16 channels with frequency coverage that includes all public service bands (Low, High, UHF and "T" bands), the 2-Meter and 70 cm. Amateur bands, plus Military and Federal Government frequencies. It has chrome-plated keys for functions that are user controlled, such as lockout, manual and automatic scan. Even search is provided, both manual and automatic. Wow...what a scanner!

The Bearcat 100 produces audio power output of 300 milliwatts, is track-tuned and has selectivity of better than 50 dB down and sensitivity of 0.6 microvolts on VHF and 1.0 microvolts on UHF. Power consumption is kept extremely low by using a liquid crystal display and exclusive low power integrated circuits.

Included in our low CE price is a sturdy carrying case, earphone, battery charger/AC adapter, six AA ni-cad batteries and flexible antenna. For earliest delivery from **CE**, reserve your Bearcat 100 today.

## Bearcat® 5

List price \$134.95/CE price \$94.00

**4-Band, 8 Crystal Channels • Lockout • AC only** Frequency range: 33-50, 146-174, 450-508 MHz. The Bearcat 5 is a value-packed crystal scanner built for the scanning professional — at a price the first-time buyer can afford. Individual lockout switches. Order one crystal certificate for each channel.

## Bearcat® Four-Six ThinScan™

List price \$189.95/CE price \$124.00

Frequency range: 33-47, 152-164, 450-508 MHz. The incredible, Bearcat Four-Six Thin Scan™ is like having an information center in your pocket. This four band, 6 channel crystal controlled scanner has patented Track Tuning on UHF. Scan Delay and Channel Lockout. Measures 2 3/4 x 6 1/4 x 1". Includes rubber ducky antenna. Order crystal certificate for each channel. Made in Japan.

### TEST ANY SCANNER

Test any scanner purchased from **Communications Electronics**™ for 31 days before you decide to keep it. If for any reason you are not completely satisfied, return it in original condition with all parts in 31 days, for a prompt refund (less shipping/handling charges and rebate credits).

## Fanon Slimline 6-HLU

List price \$169.95/CE price \$109.00

**Low cost 6-channel, 4-band scanner!**

The Fanon Slimline 6-HLU gives you six channels of crystal controlled excitement. Unique Automatic Peak Tuning Circuit adjusts the receiver front end for maximum sensitivity across the entire UHF band. Individual channel lockout switches. Frequency range 30-50, 146-175 and 450-512 MHz. Size 2 3/4 x 6 1/4 x 1". Includes rubber ducky antenna. Order crystal certificates for each channel. Made in Japan.

## Fanon Slimline 6-HL

List price \$149.95/CE price \$99.00

**6-Channel performance at 4-channel cost!**

Frequency range: 30-50, 146-175 MHz.

If you don't need the UHF band, get this model and save money. Same high performance and features as the model HLU without the UHF band. Order crystal certificates for each channel. Made in Japan.

### FANON SCANNER ACCESSORIES

SCMA-6 Mobile Adapter/Battery Charger.....\$49.00  
CHB-6 AC Adapter/Battery Charger.....\$15.00  
CAT-6 Carrying case for Fanon w/Belt Clip.....\$15.00  
AUC-3 Auto lighter adapter/Battery Charger.....\$15.00  
PSK-6 Base Power Supply/Bracket for SCMA-6.....\$20.00

### OTHER SCANNERS & ACCESSORIES

Regency† M400 Scanner.....\$259.00  
Regency® M100 Scanner.....\$199.00  
Regency® R1040 Scanner.....\$149.00  
SP50 AC Adapter.....\$9.00  
SP51 Battery Charger.....\$9.00  
SP58 Carrying Case for Bearcat 4-6 ThinScan™.....\$12.00  
FB-E Frequency Directory for Eastern U.S.A.....\$12.00  
FB-W Frequency Directory for Western U.S.A.....\$12.00  
FFD Federal Frequency Directory for U.S.A.....\$12.00  
B-4 1.2 V AAA Ni-Cad's for ThinScan™ and Fanon.....\$9.00  
A-135cc Crystal certificate.....\$3.00  
Add \$3.00 shipping for all accessories ordered at the same time.

### INCREASED PERFORMANCE ANTENNAS

If you want the utmost in performance from your scanner, it is essential that you use an external antenna. We have six base and mobile antennas specifically designed for receiving all bands. Order #A60 is a magnet mount mobile antenna. Order #A61 is a gutter clip mobile antenna. Order #A62 is a trunk-lip mobile antenna. Order #A63 is a 3/4 inch hole mount. Order #A64 is a 3/8 inch snap-in mount, and #A70 is an all band base station antenna. All antennas are \$35.00 and \$3.00 for UPS shipping in the continental United States.

### BUY WITH CONFIDENCE

To get the fastest delivery from **CE** of any scanner, send or phone your order directly to our Scanner Distribution Center. Be sure to calculate your price using the CE prices in this ad. Michigan residents please add 4% sales tax. Written purchase orders are accepted from approved government agencies and most well rated firms at a 10% surcharge for net 10 billing. All sales are subject to availability. All sales on accessories are final. Prices, terms and specifications are subject to change without notice. Out of stock items will be placed on backorder automatically unless CE is instructed differently. Most products that we sell have a manufacturer's warranty. Free copies of warranties on these products are available prior to purchase by writing to CE. International orders are invited with a \$20.00 surcharge for special handling in addition to shipping charges. All shipments are F.O.B. Ann Arbor, Michigan. No COD's please. Non-certified and foreign checks require bank clearance. Minimum order \$35.00.

Mail orders to: **Communications Electronics**, Box 1002, Ann Arbor, Michigan 48106 U.S.A. Add \$7.00 per scanner or phone product for U.P.S. ground shipping and handling, or \$14.00 for faster U.P.S. air shipping to some locations. If you have a Master Charge or Visa card, you may call anytime and place a credit card order. Order toll free in the U.S.A. Dial 800-521-4414. If you are outside the U.S. or in Michigan, dial 313-994-4444. Dealer inquiries invited. All order lines at **Communications Electronics**™ are staffed 24 hours.

Scanner Distribution Center™ and CE logos are trademarks of Communications Electronics.™

† Bearcat is a federally registered trademark of Electra Company, a Division of Masco Corporation of Indiana. ‡ Regency is a federally registered trademark of Regency Electronics Inc.

Copyright ©1981 Communications Electronics™



**COMMUNICATIONS ELECTRONICS™**

854 Phoenix □ Box 1002 □ Ann Arbor, Michigan 48106 U.S.A.  
Call TOLL-FREE (800) 521-4414 or outside U.S.A. (313) 994-4444

**We're first with the best.™**



**NEW! Bearcat® 350**

## MICROWAVE COMPONENTS

### ARRA

2416	Variable Attenuator	\$ 50.00
3614-60	Variable Attenuator 0 to 60dB	75.00
KU520A	Variable Attenuator 18 to 26.5 GHz	100.00
4684-20C	Variable Attenuator 0 to 180dB	100.00
6684-20F	Variable Attenuator 0 to 180dB	100.00

### General Microwave

Directional Coupler 2 to 4GHz 20dB Type N	75.00
---	-------

### Hewlett Packard

H487B	100 ohms Neg. Thermistor Mount (NEW)	150.00
H487B	100 ohms Neg. Thermistor Mount (USED)	100.00
477B	200 ohms Neg. Thermistor Mount (USED)	100.00
X487A	100 ohms Neg. Thermistor Mount (USED)	100.00
X487B	100 ohms Neg. Thermistor Mount (USED)	125.00
J468A	100 ohms Neg. Thermistor Mount (USED)	150.00
478A	200 ohms Neg. Thermistor Mount (USED)	150.00
J382	5.85 to 8.2 GHz Variable Attenuator 0 to 50dB	250.00
X382A	8.2 to 12.4 GHz Variable Attenuator 0 to 50dB	250.00
NK292A	Waveguide Adapter	65.00
8436A	Bandpass Filter 8 to 12.4 GHz	75.00
8471A	RF Detector	50.00
H532A	7.05 to 10 GHz Frequency Meter	300.00
G532A	3.95 to 5.85 GHz Frequency Meter	300.00
J532A	5.85 to 8.2 GHz Frequency Meter	300.00
809A	Carriage with a 444A Slotted Line Untuned Detector Probe and 809B Coaxial Slotted Section 2.6 to 18 GHz	175.00
X347A	8.2 to 12.4 GHz noise source	500.00
S347A	2.6 to 3.95 GHz noise source	600.00
G347A	3.95 to 5.85 GHz noise source	500.00
J347A	5.85 to 8.2 GHz noise source	500.00
H347A	7.05 to 10 GHz noise source	540.00
349A	400 to 4000 MHz noise source	310.00
P532A	12.4 to 18 GHz Frequency meter	400.00
M532A	Frequency meter	500.00
P382A	0 to 50 DB attenuator	520.00
355C	0.5 Watts 50 OHMs DC to 1000 MC attenuator	132.50
NK292A	Adapter	100.00
3503	Microwave switch	100.00
3300IC	Pin absorption modulator	295.00
11660A	Tracking generator shunt	50.00
11048C	Feed-through termination	25.00
10100B	Termination	25.00
H421A	7.05 to 10 GHz Crystal Detector	75.00
H421A	7.05 to 10 GHz matched pair	200.00

### Merrimac

AU-26A/	801162 Variable Attenuator	100.00
---------	----------------------------	--------

### Microlab/FXR

601-B18	X to N Adapter 8.2 - 12.4 GHz	35.00
Y610D	Coupler	75.00

### Narda

4013C-10/	22540A Directional Coupler 2 to 4 GHz 10dB Type SMA	90.00
4014-10/	22538 Directional Coupler 3.85 to 8 GHz 10dB Type SMA	90.00
4014C-6/	22876 Directional Coupler 3.85 to 8 GHz 6dB Type SMA	90.00
4015C-10/	22539 Directional Coupler 7.4 to 12 GHz 10dB Type SMA	95.00
4015C-30/	23105 Directional Coupler 7 to 12.4 GHz 30dB Type SMA	95.00
3044-20	Directional Coupler 4 to 8 GHz 20dB Type N	125.00
3040-20	Directional Coupler 240 to 500 MC 20dB Type N	125.00
3043-20/	22006 Directional Coupler 1.7 to 4 GHz 20dB Type N	125.00
3003-10/	22011 Directional Coupler 2 to 4 GHz 10dB Type N	75.00
3003-30/	22012 Directional Coupler 2 to 4 GHz 30dB Type N	75.00
3043-30/	22007 Directional Coupler 1.7 to 3.5 GHz 30dB Type N	125.00
22574	Directional Coupler 2 to 4 GHz 10dB Type N	125.00
3033	Coaxial Hybrid 2 to 4 GHz 3dB Type N	125.00
3032	Coaxial Hybrid 950 to 2 GHz 3 dB Type N	125.00
784/	22380 Variable Attenuator 1 to 90dB 2 to 2.5 GHz Type SMA	550.00
22377	Waveguide to Type N Adapter	35.00
720-6	Fixed Attenuator 8.2 to 14.4 GHz 6 dB	50.00
3503	Waveguide	25.00

### PRD

U101	12.4 to 18 GHz Variable Attenuator 0 to 60dB	300.00
X101	8.2 to 12.4 GHz Variable Attenuator 0 to 60dB	200.00
C101	Variable Attenuator 0 to 60dB	200.00
205A/367	Slotted Line with Type N Adapter	100.00
195B	8.2 to 12.4 GHz Variable Attenuator 0 to 50dB	100.00
185BS1	7.05 to 10 GHz Variable Attenuator 0 to 40dB	100.00
196C	8.2 to 12.4 GHz Variable Attenuator 0 to 45dB	100.00
170B	3.95 to 5.85 GHz Variable Attenuator 0 to 45dB	100.00
588A	Frequency Meter 5.3 to 6.7 GHz	100.00
140A,C,D,E	Fixed Attenuators	25.00
109J,I	Fixed Attenuators	25.00
WEINSCHEL ENG.	2692 Variable Attenuator +30 to 60dB	100.00

## COMPUTER I.C. SPECIALS

MEMORY	DESCRIPTION	PRICE
2708	1K x 8 EPROM	\$ 7.99
2716/2516	2K x 8 EPROM 5Volt Single Supply	20.00
2114/9114	1K x 4 Static RAM 450ns	6.99
2114L2	1K x 4 Static RAM 250ns	6.99
2114L3	1K x 4 Static RAM 350ns	7.99
4027	4K x 1 Dynamic RAM	3.99
4060/2107	4K x 1 Dynamic RAM	3.99
4050/9050	4K x 1 Dynamic RAM	3.99
2111A-2/8111	256 x 4 Static RAM	3.99
2112A-2	256 x 4 Static RAM	3.99
2115AL-2	1K x 1 Static RAM 55ns	4.99
6104-3/4104	4K x 1 Static RAM 320ns	14.99
7141-2	4K x 1 Static RAM 200ns	14.99
MCM6641L20	4K x 2 Static RAM 200ns	14.99
9131	1K x 1 Static RAM 300ns	10.99

### C.P.U.'s EGT.

MC6800L	Microprocessor	13.80
MCM6810AP	128 x 8 Static RAM 450ns	3.99
MCM68A10P	128 x 8 Static RAM 360ns	4.99
MCM68B10P	128 x 8 Static RAM 250ns	5.99
MC6820P	PIA	8.99
MC6820L	PIA	9.99
MC6821P	PIA	8.99
MC68B21P	PIA	9.99
MCM6830L7	Mikbug	14.99
MC6840P	PTM	8.99
MC6845P	CRT Controller	29.50
MC6845L	CRT Controller	33.00
MC6850L	ACIA	10.99
MC6852P	SSDA	5.99
MC6852L	SSDA	11.99
MC6854P	ADLC	22.00
MC6862L	0-600 BPS Modem	29.00
MC6862L	2400 BPS Modem	14.99
MK3850N-3	F8 Microprocessor	9.99
MK3852P	F8 Memory Interface	16.99
MK3852N	F8 Memory Interface	9.99
MK3854N	F8 Direct Memory Access	9.99
8008-1	Microprocessor	4.99
8080A	Microprocessor	8.99
Z80CPU	Microprocessor	14.99
6520	PIA	7.99
6530	Support For 6500 series	15.99
2650	Microprocessor	10.99
TMS1000NL	Four Bit Microprocessor	9.99
TMS4024NC	9 x 64 Digital Storage Buffer (FIFO)	9.99
TMS6011NC	UART	9.99
MC14411	Bit Rate Generator	11.99
AY5-4007D	Four Digit Counter/Display Drivers	8.99
AY5-9200	Repertory Dialler	9.99
AY5-9100	Push Button Telephone Diallers	7.99
AY5-2376	Keyboard Encoder	19.99
AY2-8500	TV Game Chip	5.99
TR1402A	UART	9.99
PR1472B	UART	9.99
PT1482B	UART	9.99
8257	DMA Controller	9.99
8251	Communication Interface	9.99
8228	System Controller & Bus Driver	5.00
8212	8 Bit Input/Output Port	5.00
MC14410CP	2 of 8 Tone Encoder	9.99
MC14412	Low Speed Modem	14.99
MC14408	Binary to Phone Pulse Converter	12.99
MC14409	Binary to Phone Pulse Converter	12.99
MC1488L	RS232 Driver	1.00
MC1489L	RS232 Receiver	1.00
MC1405L	A/D Converter Subsystem	9.00
MC1406L	6 Bit D/A Converter	7.50
MC1408/6/7/8	8 Bit D/A Converter	4.50
MC1330P	Low Level Video Detector	1.50
MC1349/50	Video IF Amplifier	1.17
MC1733L	LM733 OP Amplifier	2.40
LM565	Phase Lock Loop	2.50

# MHz <sup>48</sup> electronics

Toll Free Number

800-528-0180

(For orders only)

(602) 242-8916

2111 W. Camelback  
Phoenix, Arizona 85015


**MRF454**

\$21.83

**NPN SILICON RF POWER TRANSISTORS**

... designed for power amplifier applications in industrial, commercial and amateur radio equipment to 30 MHz.

- Specified 12.5 Volt, 30 MHz Characteristics -  
Output Power = 80 Watts  
Minimum Gain = 12 dB  
Efficiency = 50%



**MRF458**

\$20.68

**NPN SILICON RF POWER TRANSISTOR**

... designed for power amplifier applications in industrial, commercial and amateur radio equipment to 30 MHz.

- Specified 12.5 Volt, 30 MHz Characteristics  
Output Power = 80 Watts  
Minimum Gain = 12 dB  
Efficiency = 50%
- Capable of Withstanding 30:1 Load VSWR @ Rated P<sub>out</sub> and V<sub>CC</sub>


**NPN SILICON RF POWER TRANSISTOR**

... designed primarily for use in large-signal output amplifier stages. Intended for use in Citizen-Band communications equipment operating at 27 MHz. High breakdown voltages allow a high percentage of up-modulation in AM circuits.

- Specified 12.5 V, 27 MHz Characteristics -  
Power Output = 4.0 Watts  
Power Gain = 10 dB Minimum  
Efficiency = 65% Typical

**MRF472**

\$2.50



**MRF475**

**NPN SILICON RF POWER TRANSISTOR**

... designed primarily for use in single sideband linear amplifier output applications in citizens band and other communications equipment operating to 30 MHz.

- Characterized for Single Sideband and Large-Signal Amplifier Applications Utilizing Low-Level Modulation.
- Specified 13.6 V, 30 MHz Characteristics -  
Output Power = 12 W (PEP)  
Minimum Efficiency = 40% (SSB)  
Output Power = 4.0 W (CW)  
Minimum Efficiency = 50% (CW)  
Minimum Power Gain = 10 dB (PEP & CW)



\$5.00

- Common Collector Characterization

**MHW710 - 2**

\$46.45

440 to 470MC

**UHF POWER AMPLIFIER MODULE**

... designed for 12.5 volt UHF power amplifier applications in industrial and commercial FM equipment operating from 400 to 512 MHz.

- Specified 12.5 Volt, UHF Characteristics -  
Output Power = 13 Watts  
Minimum Gain = 19.4 dB  
Harmonics = 40 dB
- 50 Ω Input/Output Impedance
- Guaranteed Stability and Ruggedness
- Gain Control Pin for Manual or Automatic Output Level Control
- Thin Film Hybrid Construction Gives Consistent Performance and Reliability



**Tektronix Test Equipment**

B	Wideband High Gain Plug In	\$ 51.00
CA	Dual Trace Plug In	120.00
K	Fast Rise DC Plug In	63.00
N	Sampling Plug In	200.00
R	Transistor Risetime Plug In	116.00
W	High Gain Differential Comparator Plug In	283.00
TU-2	Test Load Plug In for 530/540/550 Main Frames	50.00
1A2	Wideband Dual Trace Plug In	216.00
151	Sampling Unit with 350PS Risetime DC to 10HZ	730.00
2A61	AC Differential Plug In	133.00
353	Dual Trace Sampling DC to 10HZ Plug In	250.00
3576	Dual Trace Sampling DC to 875MHZ Plug In	250.00
3T77A	Sampling Sweep Plug In	250.00
3L10	Spectrum Analyzer 1 to 36MHZ Plug In	1000.00
50	Amplifier Plug In	50.00
51	Sweep Plug In	50.00
53/54B	Wideband High Gain Plug In	25.00
53/54C	Dual Trace Plug In	45.00
53/54D	High Gain DC Differential Plug In	112.50
53/54E	Wideband DC Differential Plug In	38.00
84	Test Plug In For 580/581 Main Frames	68.00
107	Square Wave Generator .4 to 1MHZ	75.00
RM122	Preamplifier 2Hz to 40KHZ	48.00
123	AC Coupled Preamplifier	63.00
		25.00
131	Current Probe Amplifier	50.00
184	Time Mark Generator	363.00
R240	Program Control Unit	150.00
280	Trigger Countdown Unit	84.00
535A	DC to 15MHZ Scope Rack Mount	2000.00
543	DC to 33MHZ Scope	2500.00
561	DC to 10MHZ Scope Rack Mount	250.00
561A	DC to 10MHZ Scope Rack Mount	263.00
		300.00
		150.00
		200.00

**Scopes with Plug-ins**

561A	DC to 10MHZ Scope with a 3576 Dual Trace DC to 875MHZ Sampling Plug In and a 3T77A Sweep Plug In, Rack Mount	600.00
565	DC to 10MHZ Dual Beam Scope with a 2A63 Diff. and a 2A61 Diff. Plug In's	900.00
581	DC to 80MHZ Scope with a B2 Dual Trace High Gain Plug In	650.00

**Tubes**

2E26	\$ 5.00	4CX350FJ	\$116.00	6146W	12.00
3-500Z	102.00	4CX1000A	300.00	6159	10.60
3-1000Z	268.00	4CX1500B	350.00	6161	75.00
3B26/866A	5.00	4CX1500DA	750.00	6293	18.50
3X2500A3	150.00	4E27	50.00	6360	6.95
4-65A	45.00	4X150A	41.00	6907	40.00
4-125A	58.50	4X150B	52.00	6939	14.75
4-250A	68.50	4X150G	74.00	7360	12.00
4-400A	71.00	572B/T160L	39.00	7984	10.40
4-1000A	184.00	6L6	5.00	8072	49.00
5-500A	145.00	6L6	5.00	8106	2.00
4CX250B	65.00	811A	12.95	8156	7.85
4CX250F/G	55.00	813	29.00	8226	127.70
4CX250K	113.00	5894/A	42.00	8295/PL172	328.00
4CX250R	92.00	6146	5.00	8458	25.75
4CX300A	147.00	6146A	6.00	8560A/A's	50.00
4CX350A	107.00	6146B/H298A	7.00	8908	9.00
				8950	9.00

### FAIRCHILD VHF AND UHF PRESCALER CHIPS

95H90DC	350 MHz Prescaler Divide by 10/11	\$9.50
95H91DC	350 MHz Prescaler Divide by 5/6	9.50
11C90DC	650 MHz Prescaler Divide by 10/11	16.50
11C91DC	650 MHz Prescaler Divide by 5/6	16.50
11C83DC	1 GHz Divide by 248/256 Prescaler	29.90
11C70DC	600 MHz Flip/Flop with reset	12.30
11C58DC	ECL VCM	4.53
11C44DC/MC4044	Phase Frequency Detector	3.82
11C24DC/MC4024	Dual TTL VCM	3.82
11C06DC	UHF Prescaler 750 MHz D Type Flip/Flop	12.30
11C05DC	1 GHz Counter Divide by 4	50.00
11C01FC	High Speed Dual 5-4 input NO/NOR Gate	15.40

### CARBIDE — CIRCUIT BOARD DRILL BITS FOR PC BOARDS

Size: 35, 42, 47, 49, 51, 52	\$2.15
Size: 53, 54, 55, 56, 57, 58, 59, 61, 63, 64, 65	1.85
Size: 66	1.90
Size: 1.25 mm, 1.45 mm	2.00
Size: 3.20 mm	3.58

### CRYSTAL FILTERS: TYCO 001-19880 same as 2194F

10.7 MHz Narrow Band Crystal Filter	
3 dB bandwidth 15 kHz min. 20 dB bandwidth 60 kHz min. 40 dB bandwidth 150 kHz min.	
Ultimate 50 dB: Insertion loss 1.0 dB max. Ripple 1.0 dB max. Ct. 0 +/- 5 pf 3600 ohms.	\$5.95

### MURATA CERAMIC FILTERS

Models: SFB-455D 455 kHz	\$2.00
CFM-455E 455 kHz	7.95
SFE-10.7 10.7 MHz	5.95

### TEST EQUIPMENT — HEWLETT PACKARD — TEKTRONIX — ETC.

<b>Hewlett Packard:</b>	
608C 10 mc to 480 mc .1 uV to 5V into 50 ohms Signal Generator	500.00
608D 10 to 420 mc .1 uV to 5V into 50 ohms Signal Generator	500.00
612A 450 to 1230 mc .1 uV to .5V into 50 ohms Signal Generator	750.00
614A 900 to 2100 mc. Signal Generator	500.00
616A 1.8 to 4.2 Gc Signal Generator	400.00
616B 1.8 to 4.2 Gc Signal Generator	500.00
618A 3.8 to 7.2 Gc Signal Generator	400.00
618B 3.8 to 7.2 Gc Signal Generator	500.00
620A 7 to 11 Gc Signal Generator	500.00
623B Microwave Test Set	900.00
626A 10 Gc to 15 Gc Signal Generator	2500.00

<b>Alltech:</b>	
473 225 to 400 mc AM/FM Signal Generator	750.00
<b>Singer:</b>	
MF5/VR-4 Universal Spectrum Analyzer with 1 kHz to 27.5 mc Plug In	1200.00
<b>Keltek:</b>	
XR630-100 TWT Amplifier 8 to 12.4 Gc 100 watts 40 dB gain	9200.00
<b>Polarad:</b>	
2038/2438/1102A	
Calibrated Display with an SSB Analysis Module and a 10 to 40 mc Single Tone Synthesizer	1500.00

### RF TRANSISTORS

TYPE	PRICE	TYPE	PRICE	TYPE	PRICE
2N1561	\$15.00	2N5590	\$8.15	MM1550	\$10.00
2N1562	15.00	2N5591	11.85	MM1552	50.00
2N1692	15.00	2N5637	22.15	MM1553	56.50
2N1693	15.00	2N5641	6.00	MM1601	5.50
2N2632	45.00	2N5642	10.05	MM1602/2N5642	7.50
2N2857JAN	2.52	2N5643	15.82	MM1607	8.85
2N2876	12.35	2N6545	12.38	MM1661	15.00
2N2880	25.00	2N5764	27.00	MM1689	17.50
2N2927	7.00	2N5842	-8.78	MM1943	3.00
2N2947	18.35	2N5849	21.29	MM2605	3.00
2N2948	15.50	2N5862	51.91	MM2608	5.00
2N2949	3.90	2N5913	3.25	MM8006	2.23
2N2950	5.00	2N5922	10.00	MMCM918	20.00
2N3287	4.30	2N5942	46.00	MMT72	1.17
2N3294	1.15	2N5944	8.92	MMT74	1.17
2N3301	1.04	2N5945	12.38	MMT2857	2.63
2N3302	1.05	2N5946	14.69	MRF245	33.30
2N3304	1.48	2N6080	7.74	MRF247	33.30
2N3307	12.60	2N6081	10.05	MRF304	43.45
2N3309	3.90	2N6082	11.30	MRF420	20.00
2N3375	9.32	2N6083	13.23	MRF450	11.85
2N3553	1.57	2N6084	14.66	MRF450A	11.85
2N3755	7.20	2N6094	7.15	MRF454	21.83
2N3818	6.00	2N6095	11.77	MRF458	20.68
2N3866	1.09	2N6096	20.77		
2N3866JAN	2.80	2N6097	29.54		
2N3866JANTX	4.49	2N6136	20.15	MRF502	1.08
2N3924	3.34	2N6166	38.60	MRF504	6.95
2N3927	12.10			MRF509	4.90
2N3950	26.86			MRF511	8.15
2N4072	1.80	2N6439	45.77	MRF901	3.00
2N4135	2.00	2N6459/PT9795	18.00	MRF5177	21.82
2N4261	14.60	2N6603	12.00	MRF8004	1.60
2N4427	1.20	2N6604	12.00	PT4186B	3.00
2N4957	3.82	A50-12	25.00	PT4571A	1.50
2N4958	2.92	BFR90	5.00	PT4612	5.00
2N4959	2.23	BLY568C	25.00	PT4628	5.00
2N4976	19.00	BLY568CF	25.00	PT4640	5.00
2N5090	12.31	CD3495	15.00	PT8659	10.72
2N5108	4.03	HEP76/S3014	4.95	PT9784	24.30
2N5109	1.66	HEPS3002	11.30	PT9790	41.70
2N5160	3.49	HEPS3003	29.88	SD1043	5.00
2N5179	1.05	HEPS3005	9.95	SD1116	3.00
2N5184	2.00	HEPS3006	19.90	SD1118	5.00
2N5216	47.50	HEPS3007	24.95	SD1119	3.00
2N5583	4.55	HEPS3010	11.34		
2N5589	6.82	HEPS5026	2.56		
		HP35831E/		TRWMRA2023-1.5	42.50
		HXTR5104	50.00	40281	10.90
		MM1500	32.20	40282	11.90
				40290	2.48

### CHIP CAPACITORS

We can supply any value chip capacitors you may need.

#### PRICES

1 to 10	1.49
11 - 50	1.29
51 - 100	.89
101 - 1,000	.69
1,001 up	.49

1pf	27pf	220pf	1200pf
1.5pf	33pf	240pf	1500pf
2.2pf	39pf	270pf	1800pf
2.7pf	47pf	300pf	2200pf
3.3pf	56pf	330pf	2700pf
3.9pf	68pf	360pf	3300pf
4.7pf	82pf	390pf	3900pf
5.6pf	100pf	430pf	4700pf
6.8pf	110pf	470pf	5600pf
8.2pf	120pf	510pf	6800pf
10pf	130pf	560pf	8200pf
12pf	150pf	620pf	.010mf
15pf	160pf	680pf	.012mf
18pf	180pf	820pf	.015mf
22pf	200pf	1000pf	.018mf

### ATLAS CRYSTAL FILTERS FOR ATLAS HAM GEAR

5.52-2.7/8
5.595-2.7/8/U
5.595-500/4/CW
5.595-2.7LSB
5.595-2.7USB
5.645-2.7/8
9.0USB/CW

YOUR CHOICE \$4.99

YOUR CHOICE \$24.95

# MHz electronics

Toll Free Number  
800-528-0180  
(For orders only)

## 1900 MHz to 2500 MHz DOWN CONVERTER

This receiver is tunable a range of 1900 to 2500 mc and is intended for amateur radio use. The local oscillator is voltage controlled (i.e.) making the i-f range approximately 54 to 88 mc (Channels 2 to 7)

PC BOARD WITH DATA.....	\$19.99
PC BOARD WITH CHIP CAPACITORS 13.....	\$44.99
PC BOARD WITH ALL PARTS FOR ASSEMBLY.....	\$69.95
PC BOARD WITH ALL PARTS FOR ASSEMBLY PLUS 2N6603.....	\$89.00
PC BOARD ASSEMBLED AND TESTED.....	\$79.99
PC BOARD WITH ALL PARTS FOR ASSEMBLY, POWER SUPPLY AND ANTENNA.....	\$159.99
POWER SUPPLY ASSEMBLED AND TESTED.....	\$49.99
YAGI ANTENNA 4' LONG APPROX. 20 TO 23 dB GAIN.....	\$39.99
YAGI ANTENNA 4' WITH TYPE (N, BNC, SMA Connector).....	\$64.99
2300 MHz DOWN CONVERTER includes converter mounted in antenna, power supply, plus 90 DAY WARRANTY.....	\$259.99
2300 MHz DOWN CONVERTER HMR11, with dish antenna, plus SIX MONTH WARRANTY.....	\$200.00
OPTION #1 MRF902 in front end (7 dB noise figure).....	\$299.99
OPTION #2 2N6603 in front end (5 dB noise figure).....	\$359.99
2300 MHz DOWN CONVERTER ONLY	
10 dB Noise Figure 23 dB gain in box with N conn Input F conn Output.....	\$149.99
7 dB Noise Figure 23 dB gain in box with N conn Input F conn Output.....	\$169.99
5 dB Noise Figure 23 dB gain in box with SMA conn Input F conn Output.....	\$189.99
DATA IS INCLUDED WITH KITS OR MAY BE PURCHASED SEPARATELY.....	15.00

### Shipping and Handling Cost:

Receiver Kits and \$1.50. Power Supply add \$2.00. Antenna add \$5.00. Option 1/2 add \$3.00. For complete system add \$7.50

## HOWARD/COLEMAN TVRO CIRCUIT BOARDS

<b>DUAL CONVERSION BOARD</b>	\$25.00
This board provides conversion from the 3.7-4.2 band first to 900 MHz where gain and bandpass filtering are provided and, second, to 70 MHz. The board contains both local oscillators, one fixed and the other variable, and the second mixer. Construction is greatly simplified by the use of Hybrid IC amplifiers for the gain stages. Bare boards cost \$25.	
<b>47 pF CHIP CAPACITORS</b>	\$6.00
For use with dual conversion board. Consists of 6-47 pF.	
<b>70 MHz IF BOARD</b>	\$25.00
This circuit provides about 43 dB gain with 50 ohm input and output impedance. It is designed to drive the HOWARD/COLEMAN TVRO Demodulator. The on-board band pass filter can be tuned for bandwidths between 20 and 35 MHz with a passband ripple of less than 1/2 dB. Hybrid ICs are used for the gain stages. Bare boards cost \$25.	
<b>.01 pF CHIP CAPACITORS</b>	\$7.00
For use with 70 MHz IF Board. Consists of 7-.01 pF	
<b>DEMODULATOR BOARD</b>	\$40.00
This circuit takes the 70 MHz center frequency satellite TV signals in the 10 to 200 millivolt range, detects them using a phase locked loop, deemphasizes and filters the result and amplifies the result to produce standard NTSC video. Other outputs include the audio subcarrier, a DC voltage proportional to the strength of the 70 MHz signal, and AFC voltage centered at about 2 volts DC. The bare board cost \$40.	
<b>SINGLE AUDIO</b>	\$15.00
This circuit recovers the audio signals from the 6.8 MHz frequency. The Miller 9051 coils are tuned to pass the 6.8 MHz subcarrier and the Miller 9052 coil tunes for recovery of the audio.	
<b>DUAL AUDIO</b>	\$25.00
Duplicate of the single audio but also covers the 6.2 range.	
<b>DC CONTROL</b>	\$15.00
This circuit controls the VTO's, AFC and the S Meter.	

### TERMS:

WE REGRET WE NO LONGER ACCEPT BANK CARDS.

PLEASE SEND POSTAL MONEY ORDER, CERTIFIED CHECK, CASHIER'S CHECK OR MONEY ORDER.

PRICES SUBJECT TO CHANGE WITHOUT NOTICE. ALL RETURN ORDERS ARE SUBJECT TO PRIOR APPROVAL BY MANAGEMENT.

ALL CHECKS AND MONEY ORDERS IN US FUNDS ONLY.

ALL ORDERS SENT FIRST CLASS OR UPS.

ALL PARTS PRIME AND GUARANTEED.

WE WILL ACCEPT COD ORDERS FOR \$25.00 OR OVER. ADD \$2.50 FOR COD CHARGE.

PLEASE INCLUDE \$2.50 MINIMUM FOR SHIPPING OR CALL FOR CHARGES.

WE ALSO ARE LOOKING FOR NEW AND USED TUBES, TEST EQUIPMENT, COMPONENTS ETC.

WE ALSO SWAP OR TRADE.

FOR CATALOG SEE JANUARY, 1980, 73 Magazine, 10 Pages.

(602) 242-8916  
2111 W. Camelback  
Phoenix, Arizona 85015



P.O. Box 4430M  
Santa Clara, CA 95054  
Will calls: 2322 Walsh Ave.  
(408) 988-1640 TWX 910-338-2139

60

Same day shipment. First line parts only. Factory tested. Guaranteed money back. Quality IC's and other components at factory prices.

INTEGRATED CIRCUITS

7400TL	LM320K-5	1.35	CD4026	2.50	2114L 450ms	4.00	CONNECTORS	KEYBOARDS
7400N	LM320K-10	1.35	CD4027	2.50	4118 200ns	2.95	30 pin edge	56 key ASCII keyboard kit
7402N	LM320K-15	1.35	CD4028	2.50	84116 200ns	18.40	44 pin edge	56 key ASCII keyboard kit
7404N	LM320T-5	1.35	CD4029	2.50	MM5262	4.00	56 pin edge	53 key ASCII keyboard kit
7409N	LM320T-8	1.35	CD4030	2.50	MM5280	3.00	100 pin edge	Fully assembled
7410N	LM320T-12	1.35	CD4031	2.50	MM5300	3.95	106 pin edge (VH)	Fully assembled
7414N	LM320T-18	1.35	CD4032	2.50	MM5330	3.94	106 pin edge (VH)	Enclosure Plastic
7420N	LM322K-5	5.95	CD4040	2.50	PD4110-3	4.00		Metal Enclosure
7422N	LM322K-10	5.95	CD4041	2.50	PD4110-4	4.00		
7423N	LM322K-15	5.95	CD4042	2.50	PS101L	8.95		
7442N	LM340K-5	1.35	CD4048	1.67	4300A	9.90	9 15 22 30	
7445N	LM340K-8	1.35	CD4049	1.67	8025S	2.90	11 14 24 30	
7447N	LM340K-12	1.35	CD4050	1.67	9112A	1.50	15 27 38 58	
7448N	LM340K-15	1.35	CD4051	1.67	400165-5	6.95	18 27 38 58	
7452N	LM340K-18	1.35	CD4060	1.67	MM5700	4.50	20 29 30 57	
7474N	LM340T-5	5.95	CD4066	1.67	GM736500-1	9.95	2-wire 14 pin w/ 20	
7475N	LM340T-8	5.95	CD4068	1.67	MCM66751A	9.95		
7481N	LM340T-12	5.95	CD4069	1.67	9368	3.50		
7489N	LM340T-15	5.95	CD4070	1.67	4100	10.90		
7490N	LM340T-18	5.95	CD4071	1.67	418	16.00		
7492N	LM340T-24	5.95	CD4072	1.67				
7493N	LM340T-30	5.95	CD4073	1.67				
7494N	LM340T-36	5.95	CD4074	1.67				
7495N	LM340T-42	5.95	CD4075	1.67				
7496N	LM340T-48	5.95	CD4076	1.67				
7497N	LM340T-54	5.95	CD4077	1.67				
7498N	LM340T-60	5.95	CD4078	1.67				
7499N	LM340T-66	5.95	CD4079	1.67				
7500N	LM340T-72	5.95	CD4080	1.67				
7501N	LM340T-78	5.95	CD4081	1.67				
7502N	LM340T-84	5.95	CD4082	1.67				
7503N	LM340T-90	5.95	CD4083	1.67				
7504N	LM340T-96	5.95	CD4084	1.67				
7505N	LM340T-102	5.95	CD4085	1.67				
7506N	LM340T-108	5.95	CD4086	1.67				
7507N	LM340T-114	5.95	CD4087	1.67				
7508N	LM340T-120	5.95	CD4088	1.67				
7509N	LM340T-126	5.95	CD4089	1.67				
7510N	LM340T-132	5.95	CD4090	1.67				
7511N	LM340T-138	5.95	CD4091	1.67				
7512N	LM340T-144	5.95	CD4092	1.67				
7513N	LM340T-150	5.95	CD4093	1.67				
7514N	LM340T-156	5.95	CD4094	1.67				
7515N	LM340T-162	5.95	CD4095	1.67				
7516N	LM340T-168	5.95	CD4096	1.67				
7517N	LM340T-174	5.95	CD4097	1.67				
7518N	LM340T-180	5.95	CD4098	1.67				
7519N	LM340T-186	5.95	CD4099	1.67				
7520N	LM340T-192	5.95	CD4100	1.67				
7521N	LM340T-198	5.95	CD4101	1.67				
7522N	LM340T-204	5.95	CD4102	1.67				
7523N	LM340T-210	5.95	CD4103	1.67				
7524N	LM340T-216	5.95	CD4104	1.67				
7525N	LM340T-222	5.95	CD4105	1.67				
7526N	LM340T-228	5.95	CD4106	1.67				
7527N	LM340T-234	5.95	CD4107	1.67				
7528N	LM340T-240	5.95	CD4108	1.67				
7529N	LM340T-246	5.95	CD4109	1.67				
7530N	LM340T-252	5.95	CD4110	1.67				
7531N	LM340T-258	5.95	CD4111	1.67				
7532N	LM340T-264	5.95	CD4112	1.67				
7533N	LM340T-270	5.95	CD4113	1.67				
7534N	LM340T-276	5.95	CD4114	1.67				
7535N	LM340T-282	5.95	CD4115	1.67				
7536N	LM340T-288	5.95	CD4116	1.67				
7537N	LM340T-294	5.95	CD4117	1.67				
7538N	LM340T-300	5.95	CD4118	1.67				
7539N	LM340T-306	5.95	CD4119	1.67				
7540N	LM340T-312	5.95	CD4120	1.67				
7541N	LM340T-318	5.95	CD4121	1.67				
7542N	LM340T-324	5.95	CD4122	1.67				
7543N	LM340T-330	5.95	CD4123	1.67				
7544N	LM340T-336	5.95	CD4124	1.67				
7545N	LM340T-342	5.95	CD4125	1.67				
7546N	LM340T-348	5.95	CD4126	1.67				
7547N	LM340T-354	5.95	CD4127	1.67				
7548N	LM340T-360	5.95	CD4128	1.67				
7549N	LM340T-366	5.95	CD4129	1.67				
7550N	LM340T-372	5.95	CD4130	1.67				
7551N	LM340T-378	5.95	CD4131	1.67				
7552N	LM340T-384	5.95	CD4132	1.67				
7553N	LM340T-390	5.95	CD4133	1.67				
7554N	LM340T-396	5.95	CD4134	1.67				
7555N	LM340T-402	5.95	CD4135	1.67				
7556N	LM340T-408	5.95	CD4136	1.67				
7557N	LM340T-414	5.95	CD4137	1.67				
7558N	LM340T-420	5.95	CD4138	1.67				
7559N	LM340T-426	5.95	CD4139	1.67				
7560N	LM340T-432	5.95	CD4140	1.67				
7561N	LM340T-438	5.95	CD4141	1.67				
7562N	LM340T-444	5.95	CD4142	1.67				
7563N	LM340T-450	5.95	CD4143	1.67				
7564N	LM340T-456	5.95	CD4144	1.67				
7565N	LM340T-462	5.95	CD4145	1.67				
7566N	LM340T-468	5.95	CD4146	1.67				
7567N	LM340T-474	5.95	CD4147	1.67				
7568N	LM340T-480	5.95	CD4148	1.67				
7569N	LM340T-486	5.95	CD4149	1.67				
7570N	LM340T-492	5.95	CD4150	1.67				
7571N	LM340T-498	5.95	CD4151	1.67				
7572N	LM340T-504	5.95	CD4152	1.67				
7573N	LM340T-510	5.95	CD4153	1.67				
7574N	LM340T-516	5.95	CD4154	1.67				
7575N	LM340T-522	5.95	CD4155	1.67				
7576N	LM340T-528	5.95	CD4156	1.67				
7577N	LM340T-534	5.95	CD4157	1.67				
7578N	LM340T-540	5.95	CD4158	1.67				
7579N	LM340T-546	5.95	CD4159	1.67				
7580N	LM340T-552	5.95	CD4160	1.67				
7581N	LM340T-558	5.95	CD4161	1.67				
7582N	LM340T-564	5.95	CD4162	1.67				
7583N	LM340T-570	5.95	CD4163	1.67				
7584N	LM340T-576	5.95	CD4164	1.67				
7585N	LM340T-582	5.95	CD4165	1.67				
7586N	LM340T-588	5.95	CD4166	1.67				
7587N	LM340T-594	5.95	CD4167	1.67				
7588N	LM340T-600	5.95	CD4168	1.67				
7589N	LM340T-606	5.95	CD4169	1.67				
7590N	LM340T-612	5.95	CD4170	1.67				
7591N	LM340T-618	5.95	CD4171	1.67				
7592N	LM340T-624	5.95	CD4172	1.67				
7593N	LM340T-630	5.95	CD4173	1.67				
7594N	LM340T-636	5.95	CD4174	1.67				
7595N	LM340T-642	5.95	CD4175	1.67				
7596N	LM340T-648	5.95	CD4176	1.67				
7597N	LM340T-654	5.95	CD4177	1.67				
7598N	LM340T-660	5.95	CD4178	1.67				
7599N	LM340T-666	5.95	CD4179	1.67				
7600N	LM340T-672	5.95	CD4180	1.67				



RCA Cosmac 1802 Super Elf Computer \$106.95

Compare features before you decide to buy any other computer. There is no other computer on the market today that has all the desirable benefits of the Super Elf for so little money. The Super Elf is a small single board computer that does many big things. It is an excellent computer for training and for learning programming with its machine language and yet it is easily expanded with additional memory, Full Basic, ASCII Keyboards, video character generation, etc.

Before you buy another small computer, see if it includes the following features: ROM monitor; State and Mode displays; Single step; Optional address displays; Power Supply; Audio Amplifier and Speaker; Fully socketed for all IC's; Real cost of in warranty repairs; Full documentation.

The Super Elf includes a ROM monitor for program loading, editing and execution with SINGLE STEP for program debugging which is not included in others at the same price. With SINGLE STEP you can see the microprocessor chip operating with the unique Quest address and data bus displays before, during and after executing instructions. Also, CPU mode and instruction cycle are decoded and displayed on 8 LED indicators.

An RCA 1861 video graphics chip allows you to connect to your own TV with an inexpensive video modulator to do graphics and games. There is a speaker system included for writing your own music or using many music programs already written. The speaker amplifier may also be used to drive relays for control purposes.

A 24 key HEX keyboard includes 16 HEX keys

plus load, reset, run, wait, input, memory protect, monitor select and single step. Large, on board displays provide output and optional high and low address. There is a 44 pin standard connector slot for PC cards and a 50 pin connector slot for the Quest Super Expansion Board. Power supply and sockets for all IC's are included in the price plus a detailed 127 pg. instruction manual which now includes over 40 pgs. of software info, including a series of lessons to help get you started and a music program and graphics target game. Many schools and universities are using the Super Elf as a course of study. OEM's use it for training and R&D.

Remember, other computers only offer Super Elf features at additional cost or not at all. Compare before you buy. Super Elf Kit \$106.95, High address option \$8.95, Low address option \$9.95. Custom Cabinet with drilled and labelled plexiglass front panel \$24.

We now have available a bunch of goodies too good to bypass. Items are limited so order today

Call Your Phone Order in Today

TERMS: Satisfaction guaranteed or money refunded. C.O.D. add \$2.00. Minimum order \$6.00. Orders under \$10.00 add \$1.50. Add 5% for postage, insurance, handling. Overseas add 15%. N.Y. residents add 7% tax.

**MINI KITS - YOU HAVE SEEN THESE BEFORE NOW  
HERE ARE OLD FAVORITE AND NEW ONES TOO.  
GREAT FOR THAT AFTERNOON HOBBY.**

**FM MINI MIKE**  
A super high performance FM wireless mike kit! Transmits a stable signal up to 300 yards with exceptional audio quality by means of its built in electret mike. Kit includes case, mike, on-off switch, antenna, battery and super instructions. This is the finest unit available.

**Color Organ**  
See music come alive! 3 different lights flicker with music. One light each for, high, mid-range and lows. Each individually adjustable and drives up to 300 W. runs on 110 VAC.

**Video Modulator Kit**  
Converts any TV to video monitor. Super stable, tunable over ch. 4-6. Runs on 5-15V, accepts std. video signal. Best unit on the market! Complete kit, VD-1 \$7.95

**Led Blinky Kit**  
A great attention getter which alternately flashes 2 jumbo LEDs. Use for name badges, buttons, warning panel lights, anything! Runs on 3 to 15 volts. Complete kit, BL-1 \$2.95

**Super Sleuth**  
A super sensitive amplifier which will pick up a pin drop at 15 feet! Great for monitoring baby's room or as general purpose amplifier. Full 2 W rms output, runs on 6 to 15 volts, uses 8-45 ohm speaker. Complete kit, BN-9 \$5.95

**CPO-1**  
Runs on 3-12 Vdc 1 wall out. 1 KHZ good for CPO. Alarm, Audio Oscillator. Complete kit \$2.95

Complete kit, ML-1 \$8.95

**CLOCK KITS**  
Your old favorites are here again. Over 7,000 Sold to Date. Be one of the gang and order yours today!

Try your hand at building the finest looking clock on the market. Its satin finish anodized aluminum case looks great anywhere, while six .4" LED digits provide a highly readable display. This is a complete kit, no extras needed, and it only takes 1-2 hours to assemble. Your choice of case colors: silver, gold, black (specify).

Clock kit, 12/24 hour, DC-5 \$24.95  
Clock with 10 min. ID timer, 12/24 hour, DC-10 \$29.95  
Alarm clock, 12 hour only, DC-8 \$29.95  
12V DC car clock, DC-7 \$29.95

For wired and tested clocks add \$10.00 to kit price. SPECIFY 12 OR 24 HOUR FORMAT

**FM Wireless Mike Kit**  
Transmits up to 300' to any FM broadcast radio, uses any type of mike. Runs on 3 to 9V. Type FM-2 has added sensitive mike preamp.

FM-1 kit \$3.95 FM-2 kit \$4.95

**Whisper Light Kit**  
An interesting kit, small mike picks up sounds and converts them to light. The louder the sound, the brighter the light. Includes mike, controls up to 300 W, runs on 110 VAC. Complete kit, WL-1 \$6.95

**Tone Decoder**  
A complete tone decoder on a single PC board. Features: 400-5000 Hz adjustable range via 20 turn pot, voltage regulation, 567 IC. Useful for touch-tone burst detection, FSK, etc. Can also be used as a stable tone encoder. Runs on 5 to 12 volts. Complete kit, TD-1 \$5.95

**Car Clock**  
The UN-KIT, only 5 solder connections

Here's a super looking, rugged and accurate auto clock, which is a snap to build and install. Clock movement is completely assembled - you only solder 3 wires and 2 switches, takes about 15 minutes! Display is bright green with automatic brightness control photocell - assures you of a highly readable display, day or night. Comes in a satin finish anodized aluminum case which can be attached 5 different ways using 2 sided tape. Choice of silver, black or gold case (specify).

DC-3 kit, 12 hour format \$22.95  
DC-3 wired and tested \$29.95

**Universal Timer Kit**  
Provides the basic parts and PC board required to provide a source of precision timing and pulse generation. Uses 555 timer IC and includes a range of parts for most timing needs.

T-5 Kit \$5.95

**Mad Blaster Kit**  
Produces LOUD ear shattering and attention getting siren like sound. Can supply up to 15 watts of obnoxious audio. Runs on 6-15 VDC

MB-1 Kit \$4.95

**Siren Kit**  
Produces upward and downward wail characteristic of a police siren. 5 W peak audio output, runs on 3-15 volts, uses 3-45 ohm speaker. Complete kit, SM-3 \$2.95

**60 Hz Time Base**  
Runs on 5-15 VDC. Low current (2.5ma) 1 min/month accuracy TB-7 Kit \$5.50  
TB-7 Assy \$9.95

**Calendar Alarm Clock**  
The clock that's got it all: 6-5" LEDs, 12/24 hour, snooze, 24 hour alarm, 4 year calendar, battery backup, and lots more. The super 7001 chip is used. Size: 5x4x2 inches. Complete kit, less case (not available) \$34.95  
DC-9 \$34.95

**Under Dash Car Clock**  
12/24 hour clock in a beautiful plastic case features 6 jumbo RED LEDs, high accuracy (.001%), easy 3 wire hookup, display blanks with ignition, and super instructions. Optional dimmer automatically adjusts display to ambient light level.  
DC-11 clock with mtg bracket \$27.95 kit  
DM-1 dimmer adapter \$2.50  
Add \$10.00 Assy. and Test

**Video Terminal**  
A completely self-contained, stand alone video terminal card. Requires only an ASCII keyboard and TV set to become a complete terminal unit. Features are: single 5V supply, XTAL controlled sync and baud rates (to 9600), complete computer and keyboard control of cursor. Parity error control and display. Accepts and generates serial ASCII plus parallel keyboard input. The 6416 is 64 char by 16 lines with scrolling, upper and lower case (optional) and has RS-232 and 20ma loop interfaces on board. Kits include sockets and complete documentation.  
RE 6416, terminal card kit (add \$60.00 for wired unit) \$189.95  
Lower Case option \$13.95  
Power Supply \$14.95  
RF Modulator kit \$7.95

## PARTS PARADE

### IC SPECIALS

<b>LINEAR</b>	<b>TTL</b>
74S00 \$ .40 7447 \$ .65 7475 \$ .50 7490 \$ .50 74196 \$1.35	
<b>CMOS</b>	<b>SPECIAL</b>
11C90 \$15.00 10116 \$ 1.25 7208 \$17.50 7207A \$ 5.50 7216D \$21.00 7107C \$12.50 5314 \$ 2.95 5375AB/G \$ 2.95 7001 \$ 6.50	
<b>READOUTS</b>	<b>FERRITE BEADS</b>
0359 4" C.C. \$1.00 0507/510 5" C.A. 1.00 N 72/HP7730 33" C.A. 1.00 7651 43" C.A. 2.00	With info and specs 15/\$1.00 6 Hole Balun Beads 5/\$1.00
<b>TRANSISTORS</b>	<b>Sockets</b>
904 NPN C-F 15/\$1.00 906 PNP C-F 15/\$1.00 403 PNP C-F 15/\$1.00 410 NPN C-F 15/\$1.00 916 FET C-F 4/\$1.00 401 PNP C-F 5/\$1.00 028 C-F 4/\$1.00 771 NPN Silicon \$1.50 179 UHF NPN 3/\$2.00 er Tab NPN 40W 3/\$1.00 er Tab PNP 40W 3/\$1.00 F 102/2N5484 \$ .50 3904 Type T+R 50/\$2.50 3906 Type T+R 50/\$2.50 055 \$ .80 646 UJT 3/\$2.00	8 Pin 10/\$2.00 14 Pin 10/\$2.00 16 Pin 10/\$2.00 24 Pin 4/\$2.00 28 Pin 4/\$2.00 40 Pin 3/\$2.00
<b>25 AMP 100V Bridge \$1.50 each</b>	<b>Diodes</b>
<b>Mini-Bridge 50V 1 AMP 2 for \$1.00</b>	5.1 V Zener 20/\$1.00 1N914 Type 50/\$1.00 1KV 2Amp 8/\$1.00 100V 1Amp 15/\$1.00

<b>Resistor Ass't</b> Assortment of Popular values - 1/4" watt. Cut lead for PC mounting, 1/2" center. 1/2" leads, bag of 300 or more. \$1.50	<b>Crystals</b> 3.579545 MHZ \$1.50 10.00000 MHZ \$5.00 5.248800 MHZ \$5.00
<b>Switches</b> Mini toggle SPDT \$1.00 Red Pushbuttons N.O. 3/\$1.00	<b>AC Adapters</b> Good for clocks, nicad chargers, all 110 VAC plug one end 8.5 vdc @ 20 mA \$1.00 16. vac @ 160mA \$2.50 12. vac @ 250mA \$3.00
<b>Earphones</b> 3" leads, 8 ohm, good for small tone speakers, alarm clocks, etc. 5 for \$1.00	<b>Solid State Buzzers</b> small buzzer 450 Hz, 86 dB, sound output on 5-12 vdc at 10-30 mA, TTL compatible \$1.50
<b>Mini 8 ohm Speaker</b> Approx 2 1/2" diam Round type for radios, mike etc. 3 for \$2.00	<b>AC Outlet</b> Panel Mount with Leads 4/\$1.00
<b>Slug Tuned Coils</b> Small 3/16" Hex Slugs turned coil, 3 turns. 10 for \$1.00	<b>CAPACITORS</b>
<b>DC-DC Converter</b> +5 vdc input prod. -9 vdc @ 30ma +9 vdc produces -15 vdc @ 35ma. \$1.25	<b>TANTALUM</b> Dipped Epoxy 1.5 uF 25V 3/\$1.00 1.8 uF 25V 3/\$1.00 .22 uF 25V 3/\$1.00
25K 20 Turn Trim Pot \$1.00 1K 20 Turn Trim Pot \$ .50	<b>ALUMINUM</b> Electrolytic 1000 uF 16V Radial \$ .50 500 uF 20V Axial \$ .50 150 uF 16V Axial 5/\$1.00 10 uF 15V Radial 10/\$1.00
<b>Crystal Microphone</b> Small 1" diameter 1/4" thick crystal mike cartridge \$ .75	<b>DISK CERAMIC</b> 01 16V disk 20/\$1.00 1 16V 15/\$1.00 001 16V 20/\$1.00 100 pF 20/\$1.00 047 16V 20/\$1.00
<b>Coax Connector</b> Chassis mount BNC type \$1.00	<b>Ceramic IF Filters</b> Mini ceramic filters 7 kHz B.W. 455 kHz \$1.50 ea.
<b>Parts Bag</b> Asst of chokes, disc caps, tant. resistors, transistors, diodes, MICA caps etc sm. bag (100 pc) \$1.00 lg. bag (300 pc) \$2.50	<b>Trimmer Caps</b> Sprague - 3-40 pf Stable Polypropylene .50 ea.
<b>Leds</b> - your choice, please specify Mini Red, Jumbo Red, High Intensity Red, Illuminator Red 8/\$1 Mini Yellow, Jumbo Yellow, Jumbo Green 6/\$1	<b>9 Volt Battery Clips</b> Nice quality clips 5 for \$1.00 1/2" Rubber Grommets 10 for \$1.00
<b>Varactors</b> Motorola MV 2209 30 PF Nominal cap 20-80 PF - Tunable range - .50 each or 3/\$1.00	<b>Connectors</b> 6 pin type gold contacts for mA-1003 car clock module price .75 ea.

**Audio Prescaler**  
Make high resolution audio measurements, great for musical instrument tuning, PL tones, etc. Multiplies audio UP in frequency, selectable x10 or x100, gives .01 HZ resolution with 1 sec. gate time! High sensitivity of 25 mv, 1 meg input z and built-in filtering gives great performance. Runs on 9V battery, all CMOS.  
PS-2 kit \$29.95  
PS-2 wired \$39.95

**600 MHz PRESCALER**  
Extend the range of your counter to 600 MHz. Works with all counters. Less than 150 mv sensitivity. specify -10 or -100  
Wired, tested, PS-1B \$59.95  
Kit, PS-1B \$44.95

**30 Watt 2 mtr PWR AMP**  
Simple Class C power amp features 8 times power gain. 1 W in for 8 out, 2 W in for 15 out, 4W in for 30 out. Max output of 35 W, incredible value, complete with all parts, less case and T-R relay.  
PA-1, 30 W pwr amp kit \$22.95  
TR-1, RF sensed T-R relay kit 6.95

**Power Supply Kit**  
Complete triple regulated power supply provides variable 6 to 18 volts at 200 ma and +5 at 1 Amp. Excellent load regulation, good filtering and small size. Less transformers, requires 6.3 V (a 1 A and 24 VCT. Complete kit, PS-3LT \$6.95

**RF actuated relay senses RF (1W) and closes DPDT relay. For RF sensed T-R relay TR-1 Kit \$6.95**

**OP-AMP Special**  
BI-FET LF 13741 - Direct pin for pin 741 compatible, but 500,000 MEG input z, super low 50 pa input current, low power drain.  
50 for only \$9.00 10 for \$2.00

**Regulators**  
7812 \$1.00  
7815 \$1.00  
723 \$ .50  
7905 \$1.25  
309K \$1.15  
7912 \$1.25  
7805 \$1.00  
7915 \$1.25

**Shrink Tubing Nubs**  
Nice precut pcs of shrink size: 1" x 1/4" shrink to 1/2". Great for splices. 50/\$1.00

**Mini TO-92 Heat Sinks**  
Thermalloy Brand 5 for \$1.00  
To-220 Heat Sinks 3 for \$1.00

**Opto Isolators - 4N28 type \$ .50 ea.**  
**Opto Reflectors - Photo diode + LED \$1.00 ea.**

**Molex Pins**  
Molex already precut in length of 7. Perfect for 14 pin sockets. 20 strips for \$1.00

**CDS Photocells**  
Resistance varies with light, 250 ohms to over 3 meg 3 for \$1.00

# SEMICONDUCTORS SURPLUS

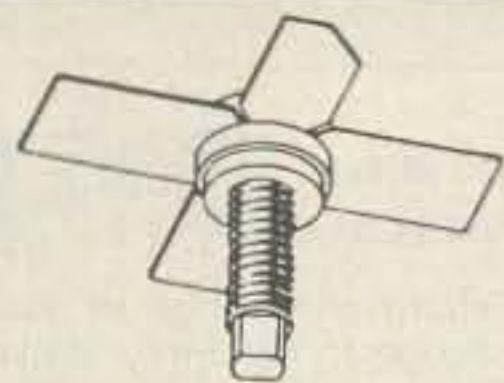
## ARCO CAPS

304	100-550pF	1.50	469	170-780pF	1.40
400	.9-7pF	1.00	4615	390-1400pF	2.02
402	1.5-20pF	1.00	404	8-60pF	1.00
420	1-12pF	1.00	405	10-80pF	1.00
423	7-100pF	1.00	422	4-40pF	1.00
426	37-250pF	1.01	424	16-150pF	1.00
464	25-280pF	1.00	427	55-300pF	1.00
465	50-380pF	1.39	462	5-80pF	1.50
467	110-580pF	1.03			

## TUBES

6KD6	5.00	6939	7.99
6LQ6/6JE6	6.00	6146	5.00
6MJ6/6LQ6/6JE6C	6.00	6146A	5.69
6LF6/6MH6	5.00	6146B/8298	7.95
12BY7A	4.00	6146W	12.00
2E26	4.69	6550A	8.00
4X150A	29.99	8908	9.00
4CX250B	45.00	8950	9.00
4CX250R	69.00	4-400A	145.00
4CX300A	109.99	4-400C	145.00
4CX350A/8321	100.00	572B/T160L	44.00
4CX350F/J/8904	100.00	7289	9.95
4CX1500B/8660	300.00	3-1000Z	229.00
811A	20.00	3-500Z	141.00
6360	4.69		

## RF Transistors



MRF203	P. O. R.	MRF449	12.65	BFR91	1.25
MRF216	19.47	MRF449A	12.65	BFR96	1.50
MRF221	8.73	MRF450	11.00	BFW92A	1.00
MRF226	10.20	MRF450A	11.77	BFW92	.79
MRF227	2.13	MRF452	15.00	MMCM918	14.30
MRF238	10.00	MRF453	13.72	MMCM2222	15.65
MRF240	14.62	MRF454A	21.83	MMCM2369	15.00
MRF245	28.87	MRF455	14.08	MMCM2484	15.25
MRF247	28.87	MRF455A	14.08	MMCM3960A	24.30
MRF262	6.25	MRF474	3.00	MWA120	7.80
MRF314	12.20	MRF475	2.90	MWA130	8.08
MRF406	11.33	MRF476	2.25	MWA210	7.46
MRF412	20.65	MRF477	10.00	MWA220	8.08
MRF421	27.45	MRF485	3.00	MWA230	8.62
MRF422A	38.25	MRF492	20.40	MWA310	8.08
MRF422	38.25	MRF502	.93		
MRF428	38.25	MRF604	2.00	NEW MRF472	
MRF428A	38.25	MRF629	3.00	12.5 VDC, 27 MHz	
MRF426	8.87	MRF648	26.87	4 Watts output	
MRF426A	8.87	MRF901	3.99	10 dB gain	
		MRF902	9.41		1.69 ea.
		MRF904	3.00		10/9.50
		MRF911	4.29		100/69.00
		MRF5176	11.73		1000/480.00
		MRF8004	1.39		
		BFR90	1.00		

TO-3 TRANSISTOR SOCKETS  
Phenolic type..... 6/\$1.00

NEW SIMPSON 260-7 \$99.99

RG174/U - \$15.00 per 100 ft.  
Factory new

PL259 TERMINATION  
52 Ohm 5 Watts \$1.50 each

TORIN TA700 FANS NEW \$29.99 each  
Model A30340  
230 VAC @ .78 Amps  
Will also work on 115 VAC

## CRYSTAL FILTERS

EFCL455K13E	3.99
EFCL455K40B2	2.99
FX-07800L, 7.8 MHz	12.99
FHA103-4, 10.7 MHz	12.99

## CB type crystals

\$4.95 each

T1	51-T	T28
T2	T15	T29
T3	T16	T30
T4	T17	T31
T5	T18	T32
T6	T19	T33
T7	T20	T34
T8	T21	T35
T9	T22	T36
T10	T23	T37
T11	T24	T38
T12	T25	T39
T13	T26	T40
T14	T27	

R1	51-R	R28
R2	R15	R29
R3	R16	R30
R4	R17	R31
R5	R18	R32
R6	R19	R33
R7	R20	R34
R8	R21	R35
R9	R22	R36
R10	R23	R37
R11	R24	R38
R12	R25	R39
R13	R26	R40
R14	R27	

NEW CHERRY BCD SWITCH  
New end plates  
Type T-20..... 1.29 each

## Johnson AIR Variables

\$1.00 each

T-3-5	1 to 5 pF
T-6-5	1.7 to 11 pF
T-9-5	2 to 15 pF
189-6-1	.1 to 10 pF
189-502-Y	1.3 to 6.7pF
189-503-105	1.4 to 9.2pF
189-504-5	1.5 to 11.6pF
189-505-5	1.7 to 14.1pF
189-505-107	1.7 to 14.1pF
189-506-103	1.8 to 16.7pF
189-507-105	2 to 19.3pF
189-508-5	2.1 to 22.9pF
189-509-5	2.4 to 24.5pF
545-043	1.8 to 11.4pF



# Johnson AIR Variables

1/4 x 2 1/2" shaft  
\$2.50 each

193-10-6	2.2 to 34 pF
193-	1.5 to 27.5pF
193-	.6 to 6.4pF

\$1.00 each

160-107-16	.5 to 12 pF
193-10-9	2.2 to 34 pF
193-10-104	2.2 to 34 pF
193-4-5	3 to 30 pF

## RF Power Device

MRF454 Same as MRF458  
12.5 VDC, 3-30 MHz  
80Watts output, 12dB gain  
\$17.95 ea.

## E.F. JOHNSON TUBE SOCKETS

#124-0311-100 ..... 6.99 each  
For 8072 etc.

#124-0107-001 ..... 13.99 each  
For 4CX250B/R, 4X150A etc.

#124-0111-001 ..... 4.99 each  
Chimney for 4CX250B/R and  
4X150

#124-0113-001 and 124-0113-021  
\$12.99 each  
Capacitor for #124-0107-001

#123-209-33 Sockets...6.99 each  
For 811A, 572B, 866, etc.

## UNELCO CAPS

MIN. ORDER \$10

6.8pF	47pF
8.2pF	62pF
10pF	100pF
12pF	160pF
13pF	180pF
14pF	200pF
20pF	240pF
24pF	380pF
33pF	470pF
36pF	1000pF
43pF	350V \$1.00 each

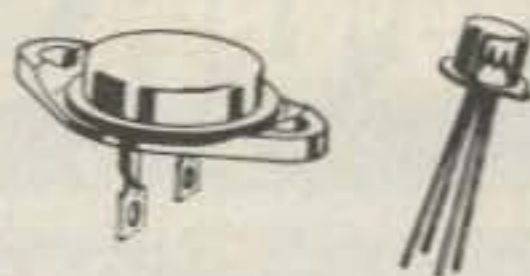
86 Pin Motorola Bus Edge Connectors

Gold plated contacts  
Dual 43/86 pin .156 spacing  
Solder tail for PCB ..... \$3.00 each

### 110VAC MUFFIN FANS

New ..... \$11.95  
Used ..... \$5.95

## Transistors



2N2857JAN	2.50	2N3960JANTX	10.00	2N5645	10.00
2N2949	3.60	2N4072	1.60	2N5842	8.00
2N2947	15.00	2N4427	1.10	2N5849	20.00
2N2950	4.60	2N4429	7.00	2N5942	40.00
2N3375	8.00	2N4877	1.00	2N5946	14.00
2N3553	1.57	2N4959	2.00	2N5862	50.00
2N3818	5.00	2N4976	15.00	2N6080	7.00
2N3866	1.00	2N5070	8.00	2N6081	10.00
2N3866JAN	2.50	2N5071	15.00	2N6082	11.00
2N3866JANTX	4.00	2N5108	4.00	2N6083	13.00
2N3925	10.00	2N5109	1.50	2N6084	14.00
2N3948	2.00	2N5179	1.00	2N6095	11.00
2N3950	25.00	2N5583	4.00	2N6096	20.00
2N3959	3.00	2N5589	6.00	2N6097	28.00
		2N5590	8.00	2N6166	38.00
		2N5591	11.00	2N6368	22.99
		2N5635	5.44	A210/MRF517	2.00
		2N5636	11.60	BLY38	5.00
		2N5637	20.00	40280/2N4427	1.10
		2N5641	5.00	40281/2N3920	7.00
		2N5643	14.00	40282/2N3927	10.48

## CRYSTALS

\$4.95 each

5.120	7.4825	9.565	10.150	11.155	11.905	17.315
7.3435	7.4865	9.575	10.160	11.275	11.955	17.355
7.4585	7.4925	9.585	10.170	11.700	12.000	17.365
7.4615	7.4985	10.000	10.180	11.705	12.050	37.600
7.4625	7.5015	10.010	10.240	11.730	12.100	37.650
7.4665	7.5025	10.020	10.245	11.750	16.965	37.700
7.4685	7.5065	10.030	10.595	11.755	17.015	37.750
7.4715	7.7985	10.040	10.605	11.800	17.065	37.800
7.4725	7.8025	10.0525	10.615	11.850	17.165	37.850
7.4765	9.545	10.130	10.625	11.855	17.215	37.900
7.4785	9.555	10.140	10.635	11.900	17.265	37.950
7.4815						38.000

## High Voltage Caps

30 MFD @ 500 VDC	1.69
22 MFD @ 500 VDC	1.69
100 MFD @ 450 VDC	2.29
150 MFD @ 450 VDC	3.29
225 MFD @ 450 VDC	4.29
.001/1000pF @ 10 KV	.89
.001 @ 3 KV	4/1.00
.0015 @ 3 KV	3/1.00
.01 @ 4 KV	.79
.01 @ 1.6KV	4/1.00
.02 @ 8 KV	2.00
.01 @ 1 KV	6/1.00

NEW 2" ROUND SPEAKERS  
100 Ohm coil \$ .99 each

PLASTIC TO-3 SOCKETS  
4/\$1.00

### CRYSTAL FILTERS

Tyco 001-19880 Same as 2194F  
10.7 MHz narrow band  
3 dB bandwidth 15 KHz min.  
20 dB bandwidth 60 KHz min.  
40 dB bandwidth 150 KHz min.  
Ultimate 50 dB insertion loss 1 dB max.  
Ripple 1 dB max. Ct. 0+/-5 pF 3600 Ohms  
\$3.99 each

78MO5  
Same as 7805 but only 1/2 Amp  
5 VDC .49 each or 10/\$3.00

## TRIMMER CAPS

Sprague. Stable Polypropylene.  
.50 each or 10/4.00  
not sold mixed  
1.2 to 13pF  
2 to 30pF  
3.9 to 18pF  
3.9 to 40pF  
3.9 to 55pF

Carbide Circuit Board Drill Bits  
for PCB Boards  
5 mix for \$5.00

## J-Fet

J310 N-CHANNEL J-FET 450 MHz  
Good for VHF/UHF Amplifier,  
Oscillator and Mixers 3/\$1.00

### MURATA CERAMIC FILTERS

SFD 455D	455 KHz	2.00
SFB 455D	455 KHz	1.60
CFM455E	455 KHz	5.50
CFU 455H	455 KHz	3.00
SFE 10.7MA	10.7 MHz	2.99

TEXAS INSTRUMENT TIL-305P  
5 x 7 array alphanumeric display  
\$3.85 each

# SEMICONDUCTORS SURPLUS

## ATLAS FILTERS

ATLAS CRYSTAL FILTERS FOR  
ATLAS HAM GEAR

Your Choice

\$15.95 ea.

- 5.645 - 2.7/8
- 5.595 - 2.7 USB
- 5.595 - 2.7/8/L
- 5.595 - 2.7 LSB
- 5.595 - .500/4
- 9.0 - USB/CW

## Soldering Kit

New Weller Soldering Iron Kit  
#SP-23F..... 9.99 each  
Kit includes:

- 1 - 25 Watt soldering iron,  
develops 750° of tip  
temperature
- 3 - tips (screwdriver, chisel,  
cone)
- 1 - soldering aid tool
- 1 - coil 60/40 rosin core solder

## CERAMIC PLATE CAPS

\$1.09 each

- #1 type for 3/8 plate cap
- #2 type for 5/8 plate cap

## Used NiCads

Used C Nickel Cadmium Batteries  
1.8 amp hour  
Pack of ten \$8.99 per pack

## CERAMIC COIL FORMS

\$1.99 each

- #1 3/16" x 4/8"
  - #2 3/16" x 1/4"
  - #3 1/4" x 3/4"
  - #4 3/8" x 7/8"
  - #5 3/8" x 5/8"
- All of the above have  
powdered iron cores.
- #6 1/2" x 2 3/4"

## NEW BOGNER DOWNCONVERTER

Industrial version.

1 year guarantee..... \$225.00

NOT FOR SALE IN ARIZONA

## UHF/VHF RF POWER TRANSISTORS

CD2867/2N6439

60 Watts output

Reg. Price ..... \$45.77

SALE PRICE..... \$19.99

## CHOKES

.1-3 uH .....	2.99
VIV .15 .15 uH .....	2.99
VIV 150 150 uH .....	2.99
5-20 uH .....	1.69
Variable coil 10-80 uH .....	2.99
Transformer dual 8.8 uH.....	1.00
.47 uH .....	1.00 ea. or 10/7.50
.68 uH .....	1.00 ea. or 10/7.50
1 uH .....	1.00 ea. or 10/7.50
1.2 uH .....	1.00 ea. or 10/7.50
1.5 uH .....	1.00 ea. or 10/7.50
2.2 uH .....	1.00 ea. or 10/7.50
2.7 uH .....	1.00 ea. or 10/7.50
3.3 uH .....	1.00 ea. or 10/7.50
6.5 uH .....	1.00 ea. or 10/7.50
7.5 uH .....	1.00 ea. or 10/7.50
10 uH .....	1.00 ea. or 10/7.50
15 uH .....	1.00 ea. or 10/7.50
20 uH .....	1.00 ea. or 10/7.50
22 uH .....	1.00 ea. or 10/7.50
33 uH .....	1.00 ea. or 10/7.50
39 uH .....	1.00 ea. or 10/7.50
47 uH .....	1.00 ea. or 10/7.50
50 uH .....	2.99
56 uH .....	1.69
62 uH .....	1.00 ea. or 10/7.50
68 uH .....	1.00 ea. or 10/7.50
100 uH .....	2.99
120 uH .....	1.69
185 uH .....	1.00 ea. or 10/7.50
538 uH .....	1.00 ea. or 10/7.50
680 uH .....	1.00 ea. or 10/7.50
1000 uH .....	1.00 ea. or 10/7.50
1630 uH .....	1.50
.1 mH .....	2.99
.2 mH .....	2.99
.22 mH .....	2.99
.27 mH .....	2.99
.33 mH .....	2.99
.39 mH .....	2.99
.240 mH .....	2.99
1.2 mH .....	2.99
1.5 mH .....	2.99
1.65 mH .....	2.99
1.75 mH .....	2.99
1.9 mH .....	2.99
1 mH .....	1.69
1.88 mH .....	3.99
2 mH .....	2.99
2.4 mH .....	2.99
2.5 mH .....	1.00 ea. or 10/7.50
2.7 mH .....	2.99
3.0 mH .....	2.99
3.6 mH .....	2.99
4.3 mH .....	2.99

4.7 mH .....	2.99
5 mH .....	2.99
5.11 mH .....	2.99
6 mH .....	2.99
7.2 mH .....	2.99
8.25 mH .....	2.99
8.28 mH .....	2.99
8.6 mH .....	2.99
10 mH .....	2.99
12 mH .....	2.99
15 mH .....	2.99
17 mH .....	2.99
19.6 mH .....	2.99
20 mH .....	2.99
20.5 mH .....	2.99
22.6 mH .....	2.99
24 mH .....	2.99
27.4 mH .....	2.99
28.7 mH .....	2.99
29.9 mH .....	2.99
30 mH .....	2.99
36 mH .....	2.99
36.5 mH .....	2.99
40 mH .....	2.99
40.2 mH .....	2.99
43 mH .....	2.99
47 mH .....	2.99
50 mH .....	2.99
59 mH .....	2.99
60 mH .....	2.99
71.5 mH .....	2.99
78.7 mH .....	2.99
86 mH .....	2.99
100 mH .....	2.99
120 mH .....	2.99
150 mH .....	2.99
175 mH .....	2.99
200 mH .....	2.99
205 mH .....	2.99
237 mH .....	2.99
240 mH .....	2.99
300 mH .....	2.99
360 mH .....	2.99
390 mH .....	2.99
430 mH .....	2.99
500 mH .....	1.50
600 mH .....	2.99
1000 mH .....	2.99
1.5 Hy .....	2.99
2.0 Hy .....	2.99
2.5 Hy .....	2.99
3.0 Hy .....	2.99
5.0 Hy .....	2.99
10 Hy .....	2.99

## HIGH VOLTAGE CAPS

420 MFD @ 400 VDC	3.99 each
600 MFD @ 400 VDC	3.99 each

## New Fairchild Prescaler Chip

95H90DCQM.....	6.50 each
350 MHz prescaler divide by 10/11	

# 1.9-2.5G CONVERTERS

## 1900 MHz to 2500 MHz DOWNCONVERTERS

Intended for amateur radio use.  
Tunable from channel 2 thru 6. **NOT FOR SALE IN ARIZONA**  
34 dB gain 2.5 to 3 dB noise.  
Warranty for 6 months **Model HMR 11**  
Complete Receiver and Power Supply  
(does not include coax)..... \$225.00

4 foot Yagi antenna only..... \$39.99  
Downconverter Kit - PCB and parts .. \$69.95  
Power Supply Kit -  
Box, PCB and parts ..... \$49.99  
Downconverter assembled..... \$79.99  
Power Supply assembled..... \$59.99  
Complete Kit form ..... \$109.99  
(includes Yagi antenna and instructions)

### REPLACEMENT PARTS

MRF901..... \$ 3.99  
MBD101..... 1.29  
.001 Chip Caps ..... 1.00  
Power Supply PCB ..... 4.99  
Downconverter PCB..... 19.99  
Instructions for any separate item .... 10.00

# NEW TRANSFORMERS

		Price each
F-18X	6.3 VCT @ 6Amps	6.99
F-46X	24V @ 1Amp	5.99
F41X	25.2VCT @ 2Amps	6.99
P-8380	10VCT @ 3Amps	7.99
P-8604	20VCT @ 1Amp	4.99
K-32B	28VCT @ 100 MA	4.99
E30554	Dual 17V @ 1Amp	6.99

## DIODES

HEP 170  
3.5 A, 1000 PIV  
.20 ea., 100 for \$15.00

D61005  
1.5 A, 1000 PIV  
.15 ea., 100 for \$12.00

HVK 1153  
25 mA, 20,000 PIV  
\$1.00 ea., 10 for \$8.00

Fairchild LEDs  
FLV 5007 & 5009 red.  
Case type TO-92.  
6/\$1.00

SCMS 10K  
15 mA, 10,000 PIV  
\$1.69 ea., 10 for \$12.50

High-voltage diode EK500  
5000 Volts, 50 mA  
.99 each

Motorola SCR  
TO-92 Case, 0.8 Amp, 30 V.  
lgt 0.2 Vgt 0.8.  
Same as #N5060.  
4/\$1.00 or 100/\$15.00

Dialco Type 555-2003  
LED 5 VDC with built-in resistor.  
.69 each

Motorola MA 752 Rectifier  
6 Amps, 200 PIV  
4/\$1.29

NEW BCD SWITCH  
8 switch with end plates  
Model TSM200-1011 (CDI) \$16.87

CONTINUOUS TONE BUZZERS  
12VDC..... \$2.00 each

EIMAC FINGER STOCK #Y-302  
36 in. long x 1/2 in. \$4.99 each

MAGNET WIRE  
\$22.50 per spool

#24	A.W.G.	9 lb.
#26	A.W.G.	9 lb.
#25	A.W.G.	9 lb.
#30	A.W.G.	8 3/4 lb.
#31	A.W.G.	6 lb.

CORES

T20-12	4/1.00	T30-6	T37-6
T25-6		T30-12	T37-10
T30-2		T37-2	T44-6

CABLE TIES  
#/T-18R 100 per bag  
mil. spec. #MS-3368S, 4"  
Made by Tyton Corp.  
\$2.50 per bag  
100 bags - \$20.00

Miniature Ceramic Trimmers  
.50 each or 10/\$4.00

CV31D350	2 to 8 pF
HM00-4075-03	3.5 to 11 pF
300425	3.5 to 13 pF
E5-25A	5 to 25 pF
	5.1 to 40 pF
	3.5 to 15 pF
	5.2 to 40 pF
	2.5 to 6 pF

CERAMIC STAND OFFS

#CNP-5	3/8 x 5/8"	.29 each
	7/16 x 1 1/4"	.39 each
#N54W0112	3/8 x 1 1/2"	.49 each
#NL523W03-010	3/4 x 1 1/4"	.79 each

CORES AND BEADS

#43	Shield Bead	4/1.00
#61	Toroid	3/1.00
#43	Balun	10/1.00
#61	Balun	8/1.00
#61	Balun	6/1.00
#61	Balun	4/1.00
#61	Beads	10/1.00
	Ferrite Rod 1/4 x 7 1/2	2.99
	Ferrite Beads 1/8" long	12/1.00
	Ferrite Beads 3/8" long	6/1.00
	Ferrite Beads 1/16" long	12/1.00

DOOR KNOB CAPS

470 pF @ 15 KV	\$3.99 each
Dual 500 pF @ 15 KV	5.99 each
680 pF @ 6 KV	3.99 each
800 pF @ 15 KV	3.99 each
2700 pF @ 40 KV	5.99 each

TRANSFORMERS  
\$9.99 each

#2899652-01  
26.8 VCT @ 660 MA  
21.9 VCT @ 1.1 Amps  
\$1.99 each

#18000711P  
24 V @ 100 MA  
\$12.99 each

#2099459-00  
28 V @ 1.5 Amps  
9.6 V @ 9 Amps  
16.8 V @ 300 MA

JUMBO LED'S

Red	8/\$1.00
Clear	6/\$1.00
Yellow	6/\$1.00
Green	6/\$1.00
Amber	6/\$1.00

MEDIUM LED'S

Red	6/\$1.00
Green	6/\$1.00

NE555V TIMERS  
.39 each or 10/\$5.00

NEW DUAL COLON LED  
.69 each or 10/\$5.00

PLATE CHOKES

75 uH	3.00
.94 mH	3.99

## TRANSISTORS/IC'S

Motorola MHW 252 VHF power amplifier.  
Frequency range: 144-148 MHz.  
Output power: 25W.  
Minimum gain: 19.2 dB.  
\$29.67 each

Motorola MC 1316P.  
House no. same as HEP C6073 &  
EC9814.  
2-W audio amplifier.  
\$1.29 ea., 10 for \$9.50

Fairchild 007-03 IC.  
ECG no. 707 Chroma demodulator.  
\$1.29 ea., 10 for \$8.50

Motorola rf transistors.  
Selection Guide & Cross-Reference  
Catalog.  
43 pgs.  
\$1.99 each

RCA Triacs.  
Type T2310A.  
TO-5 Case with heat sinks.  
1.6 Amp, 100 VDC, lgt 3mA.  
Sensitive gate.  
\$1.00 each

RCA power transistors.  
NPN RCS 258.  
Vceo 60 NFE 5mA.  
IC 20 Amps Vce 4V.  
250 Watts, Ft 2 MHz.  
\$3.00 each

RCA Triacs.  
Type T4121B/40799.  
200 VDC 10 Amps.  
Stud type.  
\$3.69 each

RCA Triacs.  
Type 40805/T6421D.  
30 Amps, 400 VDC.  
\$5.00 each

Motorola rf amplifier.  
544-4001-002, similar to type MHW 401-2.  
1.5 Watts output. 440-512 MHz.  
15 dB gain min. \$19.99 each

### ORDERING INSTRUCTIONS

Check, money order, or credit cards welcome. (Master Charge and VISA only.) No personal checks or certified personal checks for foreign countries accepted. Money order or cashiers check in U.S. funds only. Letters of credit are not acceptable. Minimum shipping by UPS is \$2.35 with insurance. Please allow extra shipping charges for heavy or long items.

All parts returned due to customer error or decision will be subject to a 15% restock charge. If we are out of an item ordered, we will try to replace it with an equal or better part unless you specify not to, or we will back order the item, or refund your money.

PRICES ARE SUBJECT TO CHANGE WITHOUT NOTICE. Prices supersede all previously published. Some items offered are limited to small quantities and are subject to prior sale.

We now have a toll free number, but we ask that it be used for *charge orders only*. If you have any questions please use our other number. We are open from 8:00 a.m. - 5:00 p.m. Monday thru Saturday.

Our toll free number for *charge orders only* is 800-528-3611.

**MIN. ORDER \$10**

# SEMICONDUCTORS SURPLUS

2822 North 32nd Street, #1 • Phoenix, Arizona 85008 • Phone 602-956-9423

# BULLET ELECTRONICS

P.O. BOX 401244E GARLAND, TX 75040 214/278-3553



## THE BOSS is CRAZY!

*He said we have too much inventory — The warehouse is FULL! We cut prices and he went CRAZY . . . he slashed the prices even lower! You won't see prices this low on these items ever again. We apologize for his insanity but don't feel like you should ignore the super deals just because they came from a ding bat (Don't tell him we said that). Buy before he snaps out of it.*

**YOU MUST ORDER BEFORE OCT. 6!**



**TIP150 NPN**  
7A 300 VCEO  
Fast Switch

**99¢**

**SCR 400 PIV 4A**  
House #  
**5/1.00**

**50285 MOS IC**  
Special Oven Timer/  
Controller. Can be  
pre-set to count  
down in minutes  
and seconds. Schematic included.

**99¢**

**ZENER**

**1N4732 1W 4.7V**  
**20/1.00**

**SINGLE TURN PC  
MOUNT TRIMPOTS**  
500 Ohm  
**8/1.00**



**ASSORTMENTS**

1. Panel Mount Volume Controls **10/1.50**
2. Rotary Switches **6/1.25**
3. Slide Switches **12/.89**
4. .2" Dia. LED's (Red) **20/1.89**  
Various types (20)
5. 1/2 W Resistor Full & PC Leads **1.89**  
200 Pieces Minimum
6. 1/4 W Resistor Full & PC Leads **1.99**  
200 Pieces Minimum
7. Terminal Strips, Solder Style **12/.99**
8. 6" Lengths of Heat Shrinkable **.89**  
Tubing 1/8 to 3/8" Dia. 10 Pieces


**MPS A13 NPN Darlington**  
**5/.88**



**TIS180 J-FET CUT LEADS**  
Leads are 3/16" long. Prime units  
otherwise.  
**20/1.00**



**2N5375 General Purpose**  
**PNP Small Signal** 30 VCEO  
**8/1.00** 360 MW



**DON'T DELAY**  
The boss is getting saner  
by the minute!



LIMIT 50  
PER CUSTOMER



- LM324 Quad OP Amp **.50**
- CD4518 Dual BCD Counter **.75**
- CD4511 BCD to 7 Seg Driver **.50**
- CD4051 Analog Multiplexer/  
8 Channel Switch **.50**
- 501 Quad Segment Driver **.25**  
(Same as 75491)
- 2101 Memory Chip **.75**
- LM339 Quad Comparator **.50**
- MC1414 Dual Comparator **5/1.00**
- 1458 Dual OP Amp (Mini Dip) **3/1.00**
- LM358 Dual OP Amp (Mini Dip) **3/1.00**

**TRANSISTOR !GRAB BAG!**

Several boxes got mixed. These are NPN's, PNP's, SCR's, etc. Marked and unmarked units. **You Sort, You SAVE! 100 for 2.50.**

**YOU'LL SAVE LIKE CRAZY!**


- Skirted Instrument Knob 1/4" Shaft **.25**
- Transistor Radio Earphones **.10**
- 3 Position Slide Switch 2P3T **.25**
- 6014 TO-3 Heatsinks **3/.89**
- Mini Slide Switch PC Mount **8/.49**
- Rubber (bumper) Feet **20/1.00**
- Dual Photocells 500K **.22**
- 500 Ohm 10 Turn Pot **.50**
- 5K 10 Turn Pot **.50**
- 7.2 VDC @ 100MA Wallplug XFMR **1.75**
- S/RF Meter 2MA F.S. Movement **.99**
- 150VAC 2-1/4" Square Meter **2.75**
- 51,000 MFD @ 40V Computer Cap **2.75**
- 20A 3AG Fuses **.08**

**NO COD's.** SEND CHECK M.O., VISA, M.C.  
ADD 5% FOR SHIPPING AND HANDLING.  
**ORDERS FROM THIS AD MUST BE POSTMARKED BEFORE OCT. 6th.**  
ALL ITEMS LIMITED QUANTITY. NO OTHER DISCOUNTS OR COUPONS  
ALLOWED.  
TEXAS RESIDENTS ADD 5% TAX.  
ALL FOREIGN ORDERS ADD 30% FOR AIRMAIL SHIPPING.

- FM • SSB • CW • ATV • OSCAR
- LINKS • REPEATERS • TRANSMITTERS
- RECEIVERS • PREAMPS • CONVERTERS
- TRANSCEIVERS • POWER SUPPLIES • PA'S

# QUALITY VHF/UHF KITS AT AFFORDABLE PRICES

**- NEW -**




**Hamtronics® Does it Again!**



Where else can you get a value-packed radio at such reasonable cost?

**SAVE A BUNDLE ON  
VHF FM TRANSCEIVERS!**  
10 watts, 5 Channels, for 6M, 2M, or 220

FM-5 PC Board Kit - ONLY \$159.95 complete with controls, heatsink, etc. Cabinet kit, microphone, crystals, etc. available separately Request catalog for full details.



## HIGH QUALITY FM MODULES FOR REPEATERS, LINKS, TELEMETRY, ETC.



- **R75 VHF FM RECEIVER** for 10M, 6M, 2M, 220, or commercial bands. 4 fantastic selectivity options. Kits from \$84.95 to \$119.95
- **R450 UHF FM RECEIVER** for 380-520 MHz bands. Kits in selectivity options from \$94.95
- **R110 VHF AM RECEIVER** Kit for vhf aircraft band or ham bands. Only \$84.95.

- **COR KITS** With audio mixer and speaker amplifier. Only \$29.95.
- **CWID KITS** 158 bits, field programmable, clean audio. Only \$59.95.
- **A16 RF TIGHT BOX** Deep drawn alum. case with tight cover and no seams. 7 x 8 x 2 inches. Only \$18.00.
- **SCANNER CONVERTERS** Copy 72-76, 135-144, 240-270, 400-420, or 806-894 MHz bands on any scanner. Wired/tested Only \$79.95.

- **T51 VHF FM EXCITER** for 10M, 6M, 2M, 220 MHz or adjacent bands. 2 Watts continuous. Kits only \$54.95.
- **T451 UHF FM EXCITER** for 450 ham band or adjacent. Kits only \$64.95.
- **VHF & UHF LINEAR AMPLIFIERS.** Use on either FM or SSB. Power levels from 10 to 45 Watts to go with exciters & xmtg converters. Kits from \$69.95.



### VHF & UHF TRANSMITTING CONVERTERS

For SSB, CW, ATV, FM, etc. Available for 6M, 2M, 220, 440 with many IF input ranges. Converter board kit only at \$79.95 (VHF) or \$99.95 (UHF) or kits complete with PA and cabinet as shown.



### VHF & UHF RECEIVING CONVERTERS

20 Models cover every practical rf and if range to listen to SSB, FM, ATV, etc. on 6M, 2M, 220, 440, and 110 aircraft band. Even convert weather down to 2M! Kits from \$39.95 and wired units.



### VHF & UHF RECEIVER

**PREAMPS.** Low noise.

VHF Kits from 27 to 300 MHz. UHF Kits from 300 to 650 MHz. Broadband Kits: 20-650 MHz. Prices start at \$14.95 (VHF) and \$18.95 (UHF). All preamps and converters have noise figure 2dB or less.


• **Call or Write for FREE CATALOG**  
(Send \$2.00 or 5 IRC's for overseas MAILING)  
• Order by phone or mail • Add \$2 S & H per order  
(Electronic answering service evenings & weekends)  
Use VISA, MASTERCARD, Check, or UPS COD.

**hamtronics, inc.**  
65-P MOUL RD. • HILTON NY 14468  
Phone: 716-392-9430

Hamtronics® is a registered trademark

**ramsey**

**the first name in Counters!**



**9 DIGITS 600 MHz \$129<sup>95</sup> WIRED**

**PRICES:**

CT-90 wired, 1 year warranty	\$129.95
CT-90 Kit, 90 day parts warranty	109.95
AC-1 AC adapter	3.95
BP-1 Nicad pack + AC Adapter/Charger	12.95
OV-1, Micro-power Oven time base	49.95
External time base input	14.95

The CT-90 is the most versatile, feature packed counter available for less than \$300.00! Advanced design features include: three selectable gate times, nine digits, gate indicator and a unique display hold function which holds the displayed count after the input signal is removed! Also, a 10MHz TCXO time base is used which enables easy zero beat calibration checks against WWV. Optionally, an internal nicad battery pack, external time base input and Micro-power high stability crystal oven time base are available. The CT-90, performance you can count on!

**SPECIFICATIONS:**

Range:	20 Hz to 600 MHz
Sensitivity:	Less than 10 MV to 150 MHz Less than 50 MV to 500 MHz
Resolution:	0.1 Hz (10 MHz range) 1.0 Hz (60 MHz range) 10.0 Hz (600 MHz range)
Display:	9 digits 0.4" LED
Time base:	Standard-10.000 mHz, 1.0 ppm 20-40°C. Optional Micro-power oven-0.1 ppm 20-40°C
Power:	8-15 VAC @ 250 ma

**7 DIGITS 525 MHz \$99<sup>95</sup> WIRED**



**SPECIFICATIONS:**

Range:	20 Hz to 525 MHz
Sensitivity:	Less than 50 MV to 150 MHz Less than 150 MV to 500 MHz
Resolution:	1.0 Hz (5 MHz range) 10.0 Hz (50 MHz range) 100.0 Hz (500 MHz range)
Display:	7 digits 0.4" LED
Time base:	1.0 ppm TCXO 20-40°C
Power:	12 VAC @ 250 ma

The CT-70 breaks the price barrier on lab quality frequency counters. Deluxe features such as; three frequency ranges - each with pre-amplification, dual selectable gate times, and gate activity indication make measurements a snap. The wide frequency range enables you to accurately measure signals from audio thru UHF with 1.0 ppm accuracy - that's .0001%! The CT-70 is the answer to all your measurement needs, in the field, lab or ham shack.

**PRICES:**

CT-70 wired, 1 year warranty	\$99.95
CT-70 Kit, 90 day parts warranty	84.95
AC-1 AC adapter	3.95
BP-1 Nicad pack + AC adapter/charger	12.95



**7 DIGITS 500 MHz \$79<sup>95</sup> WIRED**

**PRICES:**

MINI-100 wired, 1 year warranty	\$79.95
AC-Z Ac adapter for MINI-100	3.95
BP-Z Nicad pack and AC adapter/charger	12.95

Here's a handy, general purpose counter that provides most counter functions at an unbelievable price. The MINI-100 doesn't have the full frequency range or input impedance qualities found in higher price units, but for basic RF signal measurements, it can't be beat! Accurate measurements can be made from 1 MHz all the way up to 500 MHz with excellent sensitivity throughout the range, and the two gate times let you select the resolution desired. Add the nicad pack option and the MINI-100 makes an ideal addition to your tool box for "in-the-field" frequency checks and repairs.

**SPECIFICATIONS:**

Range:	1 MHz to 500 MHz
Sensitivity:	Less than 25 MV
Resolution:	100 Hz (slow gate) 1.0 KHz (fast gate)
Display:	7 digits, 0.4" LED
Time base:	2.0 ppm 20-40°C
Power:	5 VDC @ 200 ma

**8 DIGITS 600 MHz \$159<sup>95</sup> WIRED**



**SPECIFICATIONS:**

Range:	20 Hz to 600 MHz
Sensitivity:	Less than 25 mv to 150 MHz Less than 150 mv to 600 MHz
Resolution:	1.0 Hz (60 MHz range) 10.0 Hz (600 MHz range)
Display:	8 digits 0.4" LED
Time base:	2.0 ppm 20-40°C
Power:	110 VAC or 12 VDC

The CT-50 is a versatile lab bench counter that will measure up to 600 MHz with 8 digit precision. And, one of its best features is the Receive Frequency Adapter, which turns the CT-50 into a digital readout for any receiver. The adapter is easily programmed for any receiver and a simple connection to the receiver's VFO is all that is required for use. Adding the receiver adapter in no way limits the operation of the CT-50, the adapter can be conveniently switched on or off. The CT-50, a counter that can work double-duty!

**PRICES:**

CT-50 wired, 1 year warranty	\$159.95
CT-50 Kit, 90 day parts warranty	119.95
RA-1, receiver adapter kit	14.95
RA-1 wired and pre-programmed (send copy of receiver schematic)	29.95

**DIGITAL MULTIMETER \$99<sup>95</sup> WIRED**



**PRICES:**

DM-700 wired, 1 year warranty	\$99.95
DM-700 Kit, 90 day parts warranty	79.95
AC-1, AC adaptor	3.95
BP-3, Nicad pack + AC adapter/charger	19.95
MP-1, Probe kit	2.95

The DM-700 offers professional quality performance at a hobbyist price. Features include; 26 different ranges and 5 functions, all arranged in a convenient, easy to use format. Measurements are displayed on a large 3 1/2 digit, 1/2 inch LED readout with automatic decimal placement, automatic polarity, overrange indication and overload protection up to 1250 volts on all ranges, making it virtually goof-proof! The DM-700 looks great, a handsome, jet black, rugged ABS case with convenient retractable tilt bail makes it an ideal addition to any shop.

**SPECIFICATIONS:**

DC/AC volts:	100uV to 1 KV, 5 ranges
DC/AC current:	0.1uA to 2.0 Amps, 5 ranges
Resistance:	0.1 ohms to 20 Megohms, 6 ranges
Input impedance:	10 Megohms, DC/AC volts
Accuracy:	0.1% basic DC volts
Power:	4 'C' cells

**AUDIO SCALER**

For high resolution audio measurements, multiplies UP in frequency.

- Great for PL tones
- Multiplies by 10 or 100
- 0.01 Hz resolution!

\$29.95 Kit \$39.95 Wired

**ACCESSORIES**

Telescopic whip antenna - BNC plug	\$ 7.95
High impedance probe, light loading	15.95
Low pass probe, for audio measurements	15.95
Direct probe, general purpose usage	12.95
Tilt bail, for CT 70, 90, MINI-100	3.95
Color burst calibration unit, calibrates counter against color TV signal.	14.95

**COUNTER PREAMP**

For measuring extremely weak signals from 10 to 1,000 MHz. Small size, powered by plug transformer-included.

- Flat 25 db gain
- BNC Connectors
- Great for sniffing RF with pick-up loop

\$34.95 Kit \$44.95 Wired

ramsey electronic's, inc.  
2575 Baird Rd. Penfield, NY 14526



PHONE ORDERS  
CALL 716-586-3950

**TERMS** Satisfaction guaranteed - examine for 10 days, if not pleased return in original form for refund. Add 5% for shipping insurance to a maximum of \$10. Overseas add 15%. COD add \$2. Orders under \$10. add \$1.50. NY residents add 7% tax.

# DIGITAL RESEARCH: PARTS

## "TOP QUALITY PARTS FOR LESS"

### MA1010A Clock Module



**4<sup>25</sup>**

- Giant .84" LED
- Complete - add only transformer and switches.
- 12 hour display format
- 50 or 60 HZ operation
- Power failure indication
- Brightness control capability
- PM indicator
- Fast and slow set controls

### MC6871A 1MHZ Crystal Oscillator

- Designed specifically to drive 6800 MPU.
- Frequency — 1 MHZ Std.
- Frequency stability  $\pm .01\%$
- Operating temp. range 0°C to 70°C
- Input voltage + 5V.
- Fits standard 24 pin socket.



**7<sup>50</sup>**

### Universal Timer Kit

**NEW!**  
**8<sup>95</sup>**

- ★ Adjustable from 1 sec to 1 hr.
- ★ Control up to 1 amp

"TURN THINGS ON OR OFF"

Kit includes all parts necessary to build this exciting kit. Uses: Children's T.V. programs - Darkroom exposures - Amateur 10 min. I.D.er - Egg Timer - Intermittent Windshield Wiper. Absolutely endless uses. Complete kit including power supply, p.c. board - DPDT relay, and all parts to make timer operational.

### Video Game Board

Hockey • Tennis • Handball

- General Instruments AY3-8500
  - Features Exciting Sounds
  - On Screen Scoring
  - 1 or 2 Players
  - Speed & Paddle Controls
  - Works on 9 Volts D.C.
- Each board comes with RF Modulator (Ch. 3 or 4) and schematic. The only parts needed to complete game are speaker, 2-1 Meg Pots & Switches.

**4<sup>45</sup>**

3 for 12<sup>00</sup>



### Video Paddle Controls

**2 for 1<sup>00</sup>**



Can be used with game board at left.

### Switching Power Supply

An absolutely fantastic bargain exclusively from Digital Research.

Precision and quality at its finest.

Input Voltage 120 or 240 VAC  
- Output Voltage + 5.15VDC @ 6 amps, + 12VDC @ 1.5 amps, -12VDC @ 1 amp, -45VDC @ .02 amps, + 70VDC @ .5 amp, -250VDC @ .2 amps. Measures 12 x 7 1/4 x 2 1/4 in.

Open frame - as is —

**75<sup>00</sup>**

### Transformer

32VCT @ 1 amp  
6V @ 1 amp

**3<sup>25</sup>**

Measures:

2" x 2 1/4" x 2 1/4"  
2 3/8" Mounting Centers

### Micro Mini Toggle Switch

**99<sup>c</sup>**

6 for 5<sup>00</sup>



SPDT • Made in USA with Hardware

### Sprague RFI Filter

**3<sup>65</sup> or 3/9<sup>00</sup>**

Perfect for Computers, or anything that needs to be "glitch" free. By the #1 name in filtering, Sprague. JN17-5109B. Has I.E.C. Power Line Connector. 2x3 Amp. 115/220 VAC 60 Hz. 2 1/8" x 2 1/2" x 3" deep.

### RCA Triac

**79<sup>c</sup>**

5 for 3<sup>50</sup>

T2800M-TO220 Case  
6 Amp 600 Volt



### 5 Watt Zeners

6.8v 15v 48v  
11v 24v 55v  
12.6v 30v 60v

5% • Some House Numbered Cut & Formed • Prime

**10 for 1<sup>00</sup>**

IN4735 • 6.2V • 1 Watt Cut & Formed . . . . **20/1<sup>00</sup>**

### IC Specials

MC1488-1489- RS232 Driver and Receiver - **99<sup>c</sup> pr.**

LM1889 - Special 1<sup>75</sup>  
MC1310 - H.N. Spec. 1<sup>50</sup>  
LM3820 - A.M. Radio on a chip w/specs. 2/1<sup>00</sup>



### JFET OP AMP

Super High Input Impedance (10<sup>12</sup> OHMS) — High Frequency Response. TO 4 MHZ. Large DC Voltage Gain 106 DB — New generation OP-AMP with Vastly Superior Features!

LF356BH - **75<sup>c</sup> or 3/2<sup>00</sup>**

### Scotch Lok

Great for connecting a wire to an existing wire without stripping. Absolutely invaluable in hard to reach areas such as under car dash, inside television, etc. Simply put Scotch Lok over existing wire. Insert new wire to be connected. With a standard pair of pliers, compress metal on insulator. No need for tape. Super neat installation. Once you use this, you will never go back to the "old" way.

**15/1<sup>00</sup>**



### Gold Wire Wrap Sockets

Not Cheap Gold Inlay as Sold By Others.

Super 3 Level Gold Wire Wrap.

14 Pin - 10/3<sup>95</sup>, 25/8<sup>75</sup>  
16 Pin - 10/4<sup>95</sup>, 25/11<sup>25</sup>



### Voltage Regulators

LM309K + 5 Volt  
TO-3 1 amp  
7812CK + 12 Volt

TO-3  
1 amp

**Special 1<sup>00</sup>**

Be sure and check our brand new catalog for great buys at super savings!

#### TERMS:

Add 1 postage, we pay balance. Orders under \$15 add 75¢ handling. No C.O.D. We accept Visa, MasterCard and American Express cards. Tex. Res. add 5¢ Tax. Foreign orders (Canada 10¢) add 20¢ P & H.

• VISA • MASTERCARD • AMERICAN EXPRESS •

# Digital Research: Parts

P.O. Box 401247A • Garland, Texas 75040  
(214) 271-2461



# SPECTRONICS, INC.


1009 Garfield St., Oak Park, Illinois • 60304

(312) 848-6777

## NEW RELEASES & POPULAR ITEMS

### IMPROVE YOUR RECEPTION!

#### OUR MOST POPULAR PREAMPLIFIER



MODEL PLF-2

**\$52<sup>95</sup>**

AMECO ALL-BAND PREAMP!

- 6-160 Meters
- 20+ dB Gain
- Low Price

MODEL PLF-2 Improves weak signals as well as image and spurious rejection of most receivers. Direct switching to rec. or preamp. Includes pwr. supp. 117 VAC wired & tested. **\$52.95**

MODEL PLF-2E 240 VAC 50-60 Hz operation. **\$57.95**

MODEL PT-2 For transceiver use. Continuously tunable from 6 to 160 meters. Features dual-gate FET transistor amplifier for improved receiver sensitivity and low noise figure. Requires no transceiver modifications and can handle up to 250W transceiver output. 117 VAC 60 Hz. **\$79.95**

MODEL PT-2E 240 VAC 50-60 Hz operation. **\$84.95**

#### PARTS TO BUILD YOUR OWN ANTENNA



##### CABLE

8U FOAM, hi dens braid 50 ft.	\$14.95
8U FOAM, hi dens braid 100 ft.	28.00
RG58A/U stranded center 50 ft.	6.95
RG58A/U stranded center 100 ft.	10.95
RG58 3 ft w/PL259 each end.	3.35
RG58 5 ft w/PL259 each end.	4.39
RG58 50 ft w/PL259 each end.	9.95

##### COPPER WIRE

#14 stranded, 100 ft spool.	6.95
#14 solid copper enameled 100'	6.95

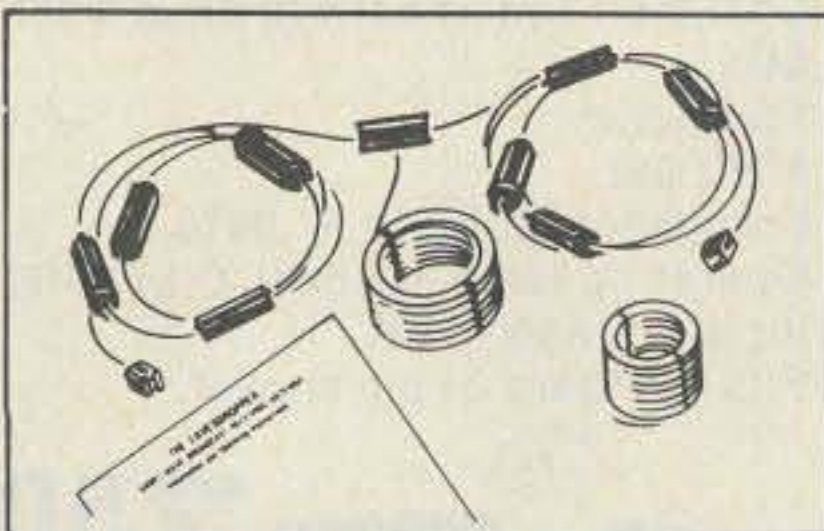
##### INSULATORS

Egg Ins, porcelain per pair.	.99
DOG BONE, porcelain set of 3.	1.50
HY GAIN #155 center insulator.	5.95
HY GAIN Cycloc end ins per pair.	3.95

#### SHIPPING CHARGES (Continental USA only)

All Ameco preamplifiers: \$3.00  
 All "Build your own" antenna parts: \$2.00 1st item; 50c each additional item.  
 Eavesdropper Antenna: \$3.00  
 Mosley SWV-7: \$5.00  
 B&W Portable Whip: \$3.00  
 Mini-Reader: \$2.50

NOTE: INTERNATIONAL ORDERS write for Proforma Invoice.



- AUTOMATIC BANDSWITCHING!

All the world's shortwave broadcast bands are yours with the Eavesdropper All-Band antenna. Individually tuned traps make the Eavesdropper work like seven separate antennas, each tuned to a different international broadcast band. Also covers 11. and 60M bands as well. Its 100 foot, 72

## Eavesdropper

### SHORT WAVE BROADCAST RECEIVING ANTENNA

**\$59<sup>95</sup>**

• COMPLETELY WEATHERPROOF!

- COMPLETE, NO ASSEMBLY NEEDED!

- 60, 49, 41, 31, 25, 19, 16, 13 & 11M BANDS!

ohm balanced feedline provides an exact match to the antenna on every band. Comes completely assembled, and ready to install with 50 ft. of 450 lb. test nylon rope. Overall length: 42'10". Wire: #14 copper clad steel. Bandswitching: Automatic. Impedance to rcvr: 50-75 ohms balanced.

Only \$59.95

#### B&W PORTABLE WHIP ANTENNA



Quick Mounting

**\$34<sup>50</sup>**

Simple, dependable whip is designed especially for apartment dwellers and renters who cannot install a permanent antenna. Tunes the 2, 6, 10, 15, 20 and 40-meter Amateur bands. Offers VSWR of 1.1:1 when properly adjusted to operating frequency. Ideal for use as a portable emergency antenna, too. Amounts to almost any horizontal support with a simple clamp bracket.

Weighs less than 2 pounds including five base-loading coils (not used for 6/2 meters), coax line and counterpoise. Whip is 22½" long disassembled, extends to 57". Mount is 14" long. Power rating: 360 watts SSB or CW.

Model 370-10 ..... **\$34.50**



#### Introducing the versatile Kantronics Mini-Reader™



ONLY **\$299<sup>95</sup>**

List \$319.95

Day 2. Including code-speed display, automatic Morse speed tracking, demodulator output, a tuning eye, code-editing programs and a 24-hour clock.

At last, you can have the code-reading functions for Morse, RTTY and ASCII combined in a miniature package. The Mini-Reader has all the functions of its larger counterpart, the Field

But the Mini-Reader measures only 5.74" by 3.5" by 1" and runs on 12 volts! Its calculator size still leaves room for a 10-character, vacuum-tube fluorescent display

#### 2 METER ANTENNAS at BARGAIN PRICES!!



3 db GAIN MAGNETIC MOUNT

ONLY

**\$19.<sup>95</sup>**

Model 287  
Wt. 2.5 lbs.



An economical alternative to drilling a hole. A magnetic antenna by a name you can trust at a low, low price.

Add \$2.00 Shipping

Model 286 Same but trunk lid. .... **\$15.95 b**

#### "SLINKY" Dipole Antenna

A lot of performance in a little space, on 80/75, 40 and 20 meters. Only one setting needed for full band coverage—low VSWR throughout. Can be set at any length from 24-40' on 80/75 meters, 12-35' on 40, 6-18' on 20. Band change takes less than a minute. Handles 1000 watts CW, 2000 PEP on SSB. With 50' RG-58/U coax ..... **\$49.95**







# DEALER DIRECTORY

## Phoenix AZ

The Southwest's most progressive communications company stocking Kenwood, Icom, Yaesu, MFJ, B&W, Astron, Larsen, Cushcraft, Hy-Gain, Bearcat, and more. Would like to serve you! Power Communications Corp., 1640 West Camelback Rd., Phoenix AZ 85015, 241-Watt.

## Culver City CA

Jun's Electronics, 3919 Sepulveda Blvd., Culver City CA 90230, 390-8003. Trades 463-1886 San Diego. Call us for a low quote.

## Fontana CA

Complete lines ICOM, DenTron, Ten-Tec, Mirage, Cubic, Lunar, over 4000 electronic products for hobbyist, technician, experimenter. Also CB radio, landmobile. Fontana Electronics, 8628 Sierra Ave., Fontana CA 92335, 822-7710.

## San Jose CA

### SAN FRANCISCO BAY AREA

Homebrewers' haven; tons of new and used Ham/Computer gear and components. Serving Hams since 1958. We specialize in ICOM, KLM, Mirage, Comptronix. We ship worldwide. Tele-Com Electronics, 15460 Union Avenue, San Jose CA 95124, 377-4479.

## San Jose CA

Bay area's newest Amateur Radio store. New & used Amateur Radio sales & service. We feature Kenwood, ICOM, Azden, Yaesu, Ten-Tec, Santelec & many more. Shaver Radio, Inc., 1378 So. Bascom Ave., San Jose CA 95128, 998-1103.

## Aurora CO

Electronic parts, surplus, used ham gear and test equipment, catering to radio amateurs, electronic hobbyists and small manufacturers. Low prices, growing selection. Come see us! Electronic Bits 'n Pieces, Inc., 9717 E. Colfax, Aurora CO 80010, 361-6530.

## Denver CO

Experimenter's paradise! Electronic and mechanical components for computer people, audio people, hams, robot builders, experimenters. Open six days a week. Gateway Electronics Corp., 2839 W. 44th Ave., Denver CO 80211, 458-5444.

## Miami FL

Amateur Radio Center, Inc. "Everything for the Amateur!" Since 1960, 2805 N.E. 2nd Avenue, Miami, Florida 33137, 573-8338, TWX 522035.

## Columbus GA

### KENWOOD—YAESU—DRAKE

The world's most fantastic amateur showroom! You gotta see it to believe it! Radio Wholesale, 2012 Auburn Avenue, Columbus GA 31906, 561-7000.

## Smyrna GA

For your Kenwood, Yaesu, ICOM, Drake and other amateur needs, come to see us. Britt's Two-Way Radio, 2506 N. Atlanta Rd., Smyrna GA 30080, 432-8006.

## Preston ID

Ross WB7BYZ, has the Largest Stock of Amateur Gear in the Intermountain West and the Best Prices. Call me for all your ham needs. Ross Distributing, 78 So. State, Preston ID 83263, 852-0830.

## Terre Haute IN

Your ham headquarters located in the heart of the midwest. Hoosier Electronics, Inc., #9 Meadows Center, P.O. Box 3300, Terre Haute IN 478003, 238-1456.

## Littleton MA

The ham store of N.E. you can rely on. Kenwood, ICOM, Wilson, Yaesu, DenTron, KLM amps, B&W switches & wattmeters, Whistler radar detectors, Bearcat, Regency, antennas by Larsen, Wilson, Hustler, GAM. TEL-COM Inc. Communications & Electronics, 675 Great Rd., Rt. 119, Littleton MA 01460, 486-3040.

## Medford MA

New England's Distributor and Authorized Service Center for all Major Amateur Lines. Located Just North of Boston at Exit 5 on I-93. Tufts Radio Electronics, Inc., 206 Mystic Ave., Medford MA 02155, 391-3200.

## Ann Arbor MI

See us for products like Ten-Tec, R. L. Drake, Dentron and many more. Open Monday through Saturday, 0830 to 1730. WB8VGR, WB8UXO, WD8OKN and W8RP behind the counter. Purchase Radio Supply, 327 E. Hoover Ave., Ann Arbor, Michigan 48104, 668-8696.

## St. Louis MO

Experimenter's paradise! Electronic and mechanical components for computer people, audio people, hams, robot builders, experimenters. Open six days a week. Gateway Electronics Corp., 8123-25 Page Blvd., St. Louis MO 63130, 427-6116.

## Phila. PA/Camden NJ

Waveguide & coaxial microwave components & equipment. Laboratory grade test instruments, power supplies. Buy, sell & trade all popular makes, HP, GR, FXR, ESI, Sorensen, Singer, etc. Electronic Research Labs., 1423 Ferry Ave., Camden NJ 08104, 541-4200.

## Somerset NJ

New Jersey's only factory-authorized ICOM and YAESU distributor. Large inventory of new and used specials. Most major brands in stock. Complete service and facilities. Radios Unlimited, 1760 Easton Avenue, P.O. Box 347, Somerset NJ 08873, 469-4599.

## Amsterdam NY

### UPSTATE NEW YORK

Kenwood, ICOM, Drake, plus many other lines. Amateur Dealer for over 35 years. Adirondack Radio Supply, Inc., 185 West Main Street, Amsterdam NY 12010, 842-8350.

## Syracuse-Rome-Utica NY

Featuring: Kenwood, Yaesu, ICOM, Drake, Ten-Tec, Swan, DenTron, Alpha, Robot, MFJ, Tempo, Astron, KLM, Hy Gain, Mosley, Larsen, Cushcraft, Hustler, Mini Products. You won't be disappointed with equipment/service. Radio World, Oneida County Airport-Terminal Building, Oriskany NY 13424, 337-0203.

## Columbus OH

All major brands featured in the biggest and best ham store for miles around. Come in and twist the knobs before you buy. Universal Amateur Radio, Inc., 1280 Aida Dr., Reynoldsburg (Columbus) OH 43068, 866-4267.

## Scranton PA

ICOM, Bird, CushCraft, Beckman, Fluke, Larsen, Hustler, Antenna Specialists, Astron, Avanti, Belden, W2AU/W2VS, CDE, AEA, Vibroplex, Ham-Key, CES, Amphenol, Sony, Fanon/Courier, B&W, Ameco, Shure. LaRue Electronics, 1112 Grandview St., Scranton PA 18509, 343-2124.

## Houston TX

Experimenter's paradise! Electronic and mechanical components for computer people, audio people, hams, robot builders, experimenters. Open six days a week. Gateway Electronics Inc., 8932 Clarkcrest, Houston TX 77063, 978-6575.

## San Antonio TX

Complete 2 way service shop. Call Dee, W5FSP. Selling Antenna Specialists, Avanti, Azden, Bird, Hy-gain, Standard, Vibroplex, Midland, Henry, CushCraft, Dielectric, Hustler, ICOM, MFJ, Nye, Shure, Cubic, Tempo, Ten-Tec and others. Appliance & Equipment Co., Inc., 2317 Vance Jackson Road, San Antonio TX 78213, 734-7793.

## Tacoma WA

Tacoma area dealer for Kenwood, Cubic, Cushcraft Antennas, Hustler Antennas, all amateur marine and commercial two-way radio supply. See our used radio dept. Northwest Radio Supply, 5240 South Puget Sound, Tacoma WA 98409, 475-2619.

## Yakima WA

Central Washington's newest Amateur Radio Store. New and used amateur radio sales and service. Ham Radio Equipment—All Brands—Buy—Sell—Trade. The Radio Store, 1505 Fruitvale Blvd., Yakima, WA 98902, 248-4777.

## DEALERS

Your company name and message can contain up to 25 words for as little as \$150 yearly (prepaid), or \$15 per month (prepaid quarterly). No mention of mail-order business or area code permitted. Directory text and payment must reach us 60 days in advance of publication. For example, advertising for the November issue must be in our hands by September 1st. Mail to 73 Magazine, Peterborough NH 03458. ATTN: Nancy Ciampa.

# PROPAGATION

J. H. Nelson  
4 Plymouth Dr.  
Whiting NJ 08759

## EASTERN UNITED STATES TO:

	GMT:	00	02	04	06	08	10	12	14	16	18	20	22
ALASKA	14	7A	7	7	7	7	7	7	7	14	14	14A	21
ARGENTINA	14A	14	7	7	7	7	14	21	21A	21A	21A	21A	21
AUSTRALIA	21	7A	7B	7B	7B	7B	7B	7B	7B	7B	7B	14	21
CANAL ZONE	14A	14	7	7	7	7	7A	14	21	21A	21A	21A	21
ENGLAND	7A	7	7	7	7	7A	14	21	21A	21A	14	14	
HAWAII	21	14	7	7	7	7	7	7B	14	21	21	21A	
INDIA	7	7	7B	7B	7B	7B	7A	14A	14	14	14	7A	
JAPAN	14A	14	7A	7B	7B	7	7	7B	7B	7B	14	21	
MEXICO	14	14	7	7	7	7	7	14	14A	21A	21A	14A	
PHILIPPINES	21	14	7B	7B	7B	7B	7B	14B	14	14	14	14	
PUERTO RICO	7A	7	7	7	7	7	14	14A	21A	21A	21	14	
SOUTH AFRICA	14	7	7	7B	7B	7A	14	21	21A	21A	21A	14	
U. S. S. R.	7	7	7	7	7B	7B	7B	14	21A	14	14	7	
WEST COAST	21	14	7	7	7	7	7	14	21	21A	21A	21	

## CENTRAL UNITED STATES TO:

ALASKA	14	14	7	7	7	7	7	7	14	14	14A	21	
ARGENTINA	21	14A	14	7	7	7	14	14A	21	21A	21A	21A	
AUSTRALIA	21	14	7B	7B	7B	7B	7B	7B	7B	14	14A	21	
CANAL ZONE	21	14	7	7	7	7	7A	14	21	21A	21A	21A	
ENGLAND	7A	7	7	7	7	7A	14	21A	21	14	14		
HAWAII	21A	14	7	7	7	7	7	7	14	21	21	21A	
INDIA	14	14	7B	7B	7B	7B	7B	14	14	14	14	14	
JAPAN	14A	14	7A	7B	7B	7	7	7	7B	7B	14	21A	
MEXICO	14	14	7	7	7	7	7	14	14A	21	21A	21	
PHILIPPINES	21	14	7B	7B	7B	7B	7B	7	14	14	14	14	
PUERTO RICO	14A	7	7	7	7	7	7A	14	21	21A	21A	21	
SOUTH AFRICA	14	7	7B	7B	7B	7B	14	21	21A	21A	21	14	
U. S. S. R.	7	7	7	7	7B	7B	7B	14	21A	14	14	7B	

## WESTERN UNITED STATES TO:

ALASKA	14A	14	14	7	7	7	7	7	7A	14	14A	21	
ARGENTINA	21	14	14	7	7	7	7	14	21	21A	21A	21A	
AUSTRALIA	21A	21	14	14	7A	7	7	7	7B	14	21A		
CANAL ZONE	21	14	7	7	7	7	7	14	21	21A	21A	21A	
ENGLAND	7B	7	7	7	7	7	7B	14	21A	21	14	14	
HAWAII	21A	21	14	7A	7	7	7	7A	14	21	21A	21A	
INDIA	14	14	14B	7B	7B	7B	7B	14	14	14	14	14	
JAPAN	21A	14A	14	7	7	7	7	7	7	7	14	21A	
MEXICO	21	14	7A	7	7	7	7	7A	14	21	21A	21A	
PHILIPPINES	21A	14A	14	7B	7B	7B	7B	7	14	14	14	21	
PUERTO RICO	21	7	7	7	7	7	7	14	21	21A	21A	21	
SOUTH AFRICA	14	7B	7B	7B	7B	7B	7B	14	21	21A	21A	14	
U. S. S. R.	7	7	7	7	7B	7B	7B	14	21A	14	14	7B	
EAST COAST	21	14	7	7	7	7	7	14	21	21A	21A	21	

First letter = day waves      Second = night waves  
A = Next higher frequency may also be useful  
B = Difficult circuit this period      F = Fair  
G = Good      P = Poor      \* = Chance of solar flares

## SEPTEMBER

SUN	MON	TUE	WED	THU	FRI	SAT
		1	2	3	4	5
		G/G	G/F	G/G	G/G	G/G
6	7	8	9	10	11	12
G/G	G/F	G/G	G/G	G/G	G/G	G/G
13	14	15	16	17	18	19
G/G	G/G*	F/P	G/F	G/F	G/F	G/F
20	21	22	23	24	25	26
F/F	G/G	G/G*	F/P*	F/F*	F/P*	P/P
27	28	29	30			
F/F	G/G	G/G	G/G			

# By Popular Demand . . .

## Yaesu's All-New VHF/UHF Transceivers!

Yaesu is proud to introduce a new generation of computerized VHF and UHF equipment. With the features you have asked for and the quality you demand, these revolutionary transceivers are your passport to the newest frontiers in Amateur Radio!



### COMPLETE OSCAR STATION!

- FT-480R - 143.5 to 148.5 MHz SSB/CW/FM
- FT-780R - 430-440 MHz SSB/CW/FM
- SC-1 Station Console w/Digital Clock

A complete microprocessor-based communication system with convenient switching of scanning and microphone controls, AC power supply, and 16 button tone pad.



### FT-290R 2M MULTIMODE PORTABLE!

- Battery Powered (NiCd C-Cells Optional)
- LCD Display with Night Light
- USB/LSB/CW/FM with 2.5W RF Output

An entirely new concept in VHF operating! LCD display with full microprocessor control, 10 memories, two VFO's and multimode flexibility, all from a battery powered package. Telescoping antenna built in. Optional FL-2010 PA and FP-80A AC Supply.



### FT-208R

#### 2 METER FM HAND-HELD!

- LCD Display with Lithium Backup Cell
- Selectable 5 kHz/10 kHz Scanning
- 10 Memories with Auto/Resume Scan
- 16 Button Tone Encoder

Yaesu's latest thoroughbred for 2 FM is the FT-208R Hand-Held. Four digit LCD display, 10 memories, limited band scan, and priority channel make this the most versatile hand-held ever made available to the amateur fraternity.



### FT-690R

#### 6 M MULTIMODE PORTABLE!

- USB/CW/AM/FM Battery Portable
- LCD Frequency Display with Night Light
- 10 Memories with Lithium Backup Cell

Catch those exciting DX openings with the new FT-690R 6 meter portable. Repeater shift (1 MHz), two scanning steps per mode, and dual VFO's for top flexibility.



### FT-708R

#### 70 CM FM HAND-HELD!

- LCD Display with Lithium Backup Cell
- Selectable 25 kHz/50 kHz Scanning Steps
- 440-450 MHz with 10 Memories
- Memory/Band Scan and Limited Band Scan
- Resume Scan
- 16 Button Tone Encoder

Yaesu leads the way with its pioneering microprocessor controlled 440 MHz hand-held. Priced competitively against much simpler units, the FT-708R system includes a full line of accessories, including CTCSS, NiCd chargers, and remote speaker/microphone options.

Sporting unmatched engineering and manufacturing know-how, Yaesu's technical staff is committed to pushing the state of the art. Yaesu products are backed by a nationwide dealer network and two factory service centers for your long-term service needs. So when it's time to upgrade your station equipment, join the thousands of hams that are tired of compromise - join them by investing in Yaesu!

Some accessories pictured above are extra-cost options. See your Yaesu dealer.

Price And Specifications Subject To Change Without Notice Or Obligation

**YAESU**  
**The radio.**



YAESU ELECTRONICS CORP. 6851 Walthall Way, Paramount, CA 90723 • (213) 633-4007  
Eastern Service Ctr., 9812 Princeton-Glendale Rd., Cincinnati, OH 45246 • (513) 874-3100

# Dyna-"mite."



## Miniaturized, 5 memories, memory/band scan

### TR-7730

The TR-7730 is an incredibly compact, reasonably priced, 25-watt, 2-meter FM mobile transceiver with five memories, memory scan, automatic band scan, UP/DOWN manual scan from the microphone, and other convenient operating features.

#### TR-7730 FEATURES:

- **Smallest ever Kenwood mobile**  
Measures only 5-3/4 inches wide, 2 inches high, and 7-3/4 inches deep, and weighs only 3.3 pounds. Mounts even in the smallest subcompact car, and is an ideal combination with the equally compact TR-8400 synthesized 70-cm FM mobile transceiver.
- **25 watts RF output power**  
Even though the TR-7730 is so compact, it still produces 25 watts output for reliable mobile communications. HI/LOW power switch selects 25-W or 5-W output.
- **Five memories**  
May be operated in simplex mode or repeater mode with the transmit frequency offset  $\pm 600$  kHz. The fifth

memory stores both receive and transmit frequency independently, to allow operation on repeaters with nonstandard splits. Memory backup terminal on rear panel.

- **Memory scan**  
Automatically locks on busy memory channel and resumes when signal disappears or when SCAN switch is pushed. Scan HOLD or microphone PTT switch cancels scan.
- **Extended frequency coverage**  
Covers 143.900-148.995 MHz in switchable 5-kHz or 10-kHz steps, allowing simplex and repeater operation on some MARS and CAP frequencies.
- **Automatic band scan**  
Scans entire band in 5-kHz or 10-kHz steps and locks on busy channel. Scan resumes when signal disappears or when SCAN switch is pushed. Scan HOLD or microphone PTT switch cancels scan.
- **UP/DOWN manual scan**  
With UP/DOWN microphone provided, manually scans entire band in 5-kHz or 10-kHz steps.
- **Offset switch**  
Allows VFO and four of five memory

frequencies to be offset  $\pm 600$  kHz for repeater access (or to be operated simplex) during transmit mode.

- **Four-digit LED frequency display**  
Indicates receive and transmit frequency during simplex or repeater-offset operation.
- **S/R/F bar meter and LED indicators**  
Bar meter of multicolor LEDs shows relative receive and transmit signal levels. Other LEDs indicate BUSY, ON AIR, and REPEATER offset.
- **Tone switch**  
Activates internal subaudible tone encoder (not Kenwood-supplied).

#### Optional accessories:

- **MC-46** 16-button autopatch (DTMF) UP/DOWN microphone
- **SP-40** compact mobile speaker
- **KPS-7** fixed-station power supply

More information on the TR-7730 and TR-8400 is available from all authorized dealers of Trio-Kenwood Communications, Inc., 1111 West Walnut Street, Compton, California 90220.

## Synthesized 70-cm FM mobile rig

### TR-8400

- **Synthesized coverage of 440-450 MHz**  
Covers upper 10 MHz of 70-cm band in 25-kHz steps, with two VFOs.
- **Offset switch**  
For  $\pm 5$  MHz transmit offset on both VFOs and four of five memories, as well as simplex operation. Fifth memory allows any other offset by memorizing receive and transmit frequencies independently.
- **DTMF autopatch terminal**  
On rear panel, for connecting DTMF (dual-tone multifrequency) touch pad (for

accessing autopatches) or other tone-signaling device.

- **HI/LOW RF output power switch**  
Selects 10 watts or 1 watt output.
- **Virtually same size as TR-7730**  
Perfect companion for TR-7730 in a compact mobile arrangement.
- **Other features similar to TR-7730**  
Five memories, memory scan, automatic band scan (in 25-kHz steps), UP/DOWN manual scan, four-digit LED receive frequency display (also shows transmit frequency in memory 5), S/R/F bar meter and LED indicators, tone switch, and same optional accessories.

**KENWOOD**  
...pacesetter in amateur radio



Specifications and prices are subject to change without notice or obligation.