

March 1982 \$2.95

# **73** MAGAZINE

**FOR RADIO AMATEURS**

**OSCAR Pathfinder:  
Satellite Superstar**

**The Remarkable Porta-Peater**

**Bonanza in Used Gear!**





# ICOM VHF Mobile

## Amateur Communications using Space Age Techniques

ICOM's smallest 2 meter FM mobile, the IC-25A offers extremely compact size (5½" x 2" x 7" deep) without sacrificing features: 25 watts, 5 memories, 2 scanning systems, priority channel, 2 VFO's and touchtone™ HM-8 microphone standard.



The best 2 meter multimode mobile on the market today, the IC-290A has features to make multimode mobile a snap. 2 VFO's, 5 memories, priority channel, memory and band scanning, squelch on SSB, selectable AGC and NB, and RIT. Touchtone™ encoding provided with HM-8 microphone standard.



6 meter mobile at its best with the IC-560, a multimode mobile transceiver for working FM repeaters or sideband simplex, local or DX, 3 memories, 2 VFO's, scanning, squelch on SSB.



Sensible and affordable, the IC-22U offers simplicity with ease of operation. Easy to use push buttons for up and down tuning. 800 channels at the push of a button. 4 MHz coverage. EX-199 optional remotable frequency selector.



# CALL US FIRST! CASH-IN ON 5-STORE BUYING POWER!

**SERVING HAMS BETTER.**

North...south...east...west.



Bob Ferrero, W6RJ/K6AHV, Jim Rafferty, N6RJ other well known hams give you courteous, personalized service.

**FREE PHONE**

**800  
854-6046**

9:30AM to 5:30PM  
PACIFIC TIME  
Monday thru Saturday.

CALIF. CUSTOMERS PLEASE  
CALL OR VISIT LISTED STORES

**FREE  
SHIPMENT**  
(UPS Brown)

CONTINENTAL  
U.S.A.



**HAM  
RADIO  
OUTLET**

**ANAHEIM, CA 92801**

2620 W. La Palma,  
(714) 761-3033 (213) 860-2040  
Between Disneyland & Knott's Berry Farm

**BURLINGAME, CA 94010**

999 Howard Ave., (415) 342-5757  
5 miles south on 101 from S.F. Airport.

**OAKLAND, CA 94609**

2811 Telegraph Ave., (415) 451-5757  
Hwy 24 Downtown. Left 27th off-ramp.

**SAN DIEGO, CA 92123**

5375 Kearny Villa Road (714) 560-4900  
Hwy 163 & Clairemont Mesa Blvd.

**VAN NUYS, CA 91401**

6265 Sepulveda Blvd., (213) 988-2212  
San Diego Fwy at Victory Blvd.

**OVER-THE-COUNTER**

Mon. thru Sat. 10AM to 5:30PM

AEA • ALLIANCE • ALPHA • AMECO • AMPHENOL • ARRL • ASTRON  
• AVANTI • BENCHER • BERK-TEK • BIRD • B&W • CALLBOOK • CDE  
• COLLINS • CUBIC • CURTIS • CUSHCRAFT • DAIWA • DATONG  
• DENTRON • DRAKE • DX ENGINEERING • EIMAC • HUSTLER  
• HY-GAIN • ICOM • J.W. MILLER • KENWOOD • KLM • LARSEN  
• LUNAR • METZ • MFJ • MICRO-LOG • MINI-PRODUCTS  
• MIRAGE • NYE • PALOMAR • ROBOT • ROHN • SHURE • SWAN  
• TELEX • TELREX • TEMPO • TEN-TEC • TRISTAO  
• YAESU and many more!

FAST SHIPMENT POPULAR ITEMS FROM HUGE STOCKS.  
QUANTITY BUYING MEANS TOP DISCOUNTS, BEST PRICES.

*Amateurs world-wide are taking advantage of  
our fast service and special prices.*

## KENWOOD



**TR-2500**



**TS-130S**



**TR-7850**



**TS-830S**


**SAVE substantially!**  
Call now for  
your price

### R.L. DRAKE TR-7/DR-7



- Continuous receiver coverage, 1.5-30MHz.
- Transmit coverage: All amateur bands, 160 thru 10 meters. Optional program board for MARS, commercial, government, future ham bands.
- Up-conversion w/I-F of 48.05MHz. Hi-level balanced mixer front end for superior strong signal handling performance.
- True passband tuning.
- Standard 2.3kHz filter w/space for 3 optional crystal filters, push-button selected.
- Broadband, full solid-state design.
- Rugged, built-in solid-state power amplifier.
- SSB (w/USB/LSB), AM, CW, RTTY.

### NEW! YAESU FT-ONE HF TRANSCEIVER



- General coverage receiver, 150kHz to 29.999MHz.
- Transmit coverage: Nine present and proposed bands.
- Keyboard freq. entry. Fully digitally synthesized. Main tuning dial or push-button scanner in 10 or 100Hz steps.
- Dual VFO's.
- Full CW break-in.
- Up conversion w/first I-F at 73MHz.
- Diode ring first mixer.
- Optional 600Hz or 300Hz crystal filters.
- Variable bandwidth.
- I-F shift.
- Speech processor.
- Digital readout for VFO, memory chan., RIT offset.
- Noise blanker.
- 240W pep input, SSB.
- 115/220VAC or 13.5DC operation.

**CALL FOR YOUR PRICE**

## ETD ALPHA




**All ALPHA amplifiers are in stock  
for fast delivery**

**CALL FOR SPECIAL PRICES**

### COLLINS/ROCKWELL KWM-380

*Limited quantity priced lower  
than current dealer wholesale.*



**Prices are increasing!  
PHONE TODAY. SAVE!**

Prices, specifications, descriptions subject to change without notice.

Calif. residents please add sales tax.



# INFO

## Manuscripts

Contributions in the form of manuscripts with drawings and/or photographs are welcome and will be considered for possible publication. We can assume no responsibility for loss or damage to any material. Please enclose a stamped, self-addressed envelope with each submission. Payment for the use of any unsolicited material will be made upon acceptance. All contributions should be directed to the 73 editorial offices. "How to Write for 73" guidelines are available upon request.

## Editorial Offices:

Pine Street  
Peterborough NH 03458  
Phone: 603-924-3873, 924-3874

## Advertising Offices:

Elm Street  
Peterborough NH 03458  
Phone: 603-924-7138

## Circulation Offices:

Elm Street  
Peterborough NH 03458  
Phone: 603-924-7296

## Subscription Rates

In the United States and Possessions:  
One Year (12 issues) \$25.00  
Two Years (24 issues) \$38.00  
Three Years (36 issues) \$53.00

## Elsewhere:

Canada—\$27.00/1 year only, U.S. funds. Foreign surface mail—\$35.00/1 year only, U.S. funds. Foreign air mail—\$62.00/1 year only, U.S. funds.

## To subscribe, renew or change an address:

Write to 73 Magazine, Subscription Department, PO Box 931, Farmingdale NY 11737. For renewals and changes of address, include the address label from your most recent issue of 73. For gift subscriptions, include your name and address as well as those of gift recipients. Postmaster: Send form #3579 to 73 Magazine, Subscription Services, P.O. Box 931, Farmingdale, NY 11737.

## Subscription problem or question:

Write to 73 Magazine, Subscription Department, PO Box 931, Farmingdale NY 11737. Please include an address label.

73 Magazine (ISSN 0098-9010) is published monthly by 73, Inc., 80 Pine Street, Peterborough NH 03458. Second class postage paid at Peterborough NH 03458 and at additional mailing offices. Copyright (c) 1981 by 73, Inc. All rights reserved. No part of this publication may be reprinted or otherwise reproduced without written permission from the publisher. Microfilm Edition—University Microfilm, Ann Arbor MI 48106.

## STILL MORE USABLE ANTENNA FOR YOUR MONEY . . . PLUS 30 Meters!

Butternut's new HF6V automatic bandswitching vertical lets you use the entire 26-foot radiator on 80/75, 40, 30, 20 and 10 meters (full quarter-wave unloaded performance on 15 meters). No lossy traps. Butternut's exclusive Differential Reactance Tuning™ circuitry uses rugged ceramic capacitors and large-diameter self-supporting inductors for radiation efficiency and DX performance unmatched by conventional multiband designs of comparable height.

For complete information concerning the HF6V & other Butternut products see your dealer or write for our free catalog.



**BUTTERNUT  
ELECTRONICS  
CO.**

GARY AIRPORT  
BOX 356E Rte. 2  
SAN MARCOS, TX 78666

## R-X Noise Bridge



- Learn the truth about your antenna.
- Find its resonant frequency.
- Adjust it to your operating frequency quickly and easily.

If there is one place in your station where you cannot risk uncertain results it is in your antenna.

The Palomar Engineers R-X Noise Bridge tells you if your antenna is resonant or not and, if it is not, whether it is too long or too short. All this in one measurement reading. And it works just as well with ham-band-only receivers as with general coverage equipment because it gives perfect null readings even when the antenna is not resonant. It gives resistance and reactance readings on dipoles, inverted Vees, quads, beams, multiband trap dipoles and verticals. No station is complete without this up-to-date instrument.

Why work in the dark? Your SWR meter or your resistance noise bridge tells only half the story. Get the instrument that really works, the Palomar Engineers R-X Noise Bridge. Use it to check your antennas from 1 to 100 MHz. And use it in your shack to adjust resonant frequencies of both series and parallel tuned circuits. Works better than a dip meter and costs a lot less. Send for our free brochure.



The price is \$59.95 in the U.S. and Canada. Add \$3.00 Shipping/Handling. California residents add sales tax.

Fully guaranteed by the originator of the R-X Noise Bridge.

**ORDER YOURS NOW!**

# Palomar Engineers

Box 455, Escondido, CA. 92025  
Phone: [714] 747-3343



### The Porta-Peater — the Instant Communicator

— quick and easy does it  
..... WA2BHB, AC2A, WA2UNN 12

### Amateur Television's Stripper

— a home-brew star..... VE3CYC 20

### Home-Brew a TVRO Downconverter

**TV** — works with last month's LNA  
..... WA4CVP, WA4OSR 58

### TVRO Q & A


**TV** — advice from WB0POP..... WB0POP 62

### Indian Hams Rejoice

— import restrictions lifted..... Rama 64

# 73 MAGAZINE

mar. 82



Pathfinder—46



Dishes—52



FT-680R—142

### Polishing Kenwood's R-1000

— a gem in the rough..... K9EUI 34

### Peaking and Tweaking Surplus CB Boards

— the untold story..... WB0NPN/8 38

### OSCAR Pathfinder

**TV** — a colorful way to track the satellites..... WB6NQK 46

### Which TVRO Antenna Is Best?

**TV** — Satellite Central, Part IV..... Gibson 52

### Licensing for Americans Overseas

— classes help, but our government doesn't  
..... KA3B/DA2AL 68

### The Masher

— son of The Amazing Audio Elixir  
..... W5VSR 76

### Innovation or Consternation?

— recent patents dealing with radio.... AK0Q 78

### Let's Go Shopping

— bagging the used gear bonanza  
..... WD4SKH 88

Never Say Die — 6, Social Events — 61, Corrections — 104, New Products — 110, Letters — 111, RTTY Loop — 116, OSCAR Orbits — 120, Ham Help — 123, 145, Reader Service — 130, DX — 132, Contests — 133, Awards — 138, Fun! — 139, Review — 142, Propagation — 178

Cover: Harold Nelson's photo depicts WB6NQK's OSCAR Pathfinder program (page 46) being used to track Russian satellite RS-6 (page 120).



# W2NSD/1 NEVER SAY DIE

editorial by Wayne Green



work when really needed, must be in everyday use. Only in this way can we encourage the investment in equipment and technology which is required . . . an investment by amateurs, not the government.

You know, if the worst should happen, our country could well be up the creek if we don't have a comprehensive system. I'm talking about automatic polling of stations in a net by the net control, with all messages typed in on a pocket-sized computer. I'm talking about relaying via repeaters, via satellites (ham and commercial), and via low-band links over any desired distances.

One of the last things we need in an emergency is to have to depend on the handful of hams who are good sharp Morse code operators. You know as well as I that at least 90% of the hams today are not capable of copying code at a reasonable speed under emergency conditions. Who are we trying to fool?

So much for 97.1(a) . . . though I will be writing more about our responsibility to catch up with technology for traffic handling and emergency nets. Let's look at 97.1(b) now . . . which has to do with the amateur contributing to the advancement of the state of the radio art. Well, we've a good history of that, if you look back far enough. In recent times we have little of which to be proud. Admittedly a good part of the responsibility for this lies with the FCC's restrictive regulations and inflexibility. But that isn't the whole story by any means.

Let me ask this . . . where does Morse code fit in any picture of the advancement of the radio art? Other than harking back to the beginnings of radio communications . . . before radiotelephone was invented . . . code plays little part in modern communications. Advancing technology has to do these days with digital techniques, with satellites, with microwaves, with high-speed communications, and many other possible new modes of communications. Revering our roots is one thing,

## MORSE AND THE DEMISED PLAIN LANGUAGE RULES

The FCC would probably have been able to get amateurs to buy the proffered plain language rewrite of the ham regulations but for one major miscalculation. Sure, there were some aspects of the rewrite which were in need of repairs, but the one disastrous flaw was so enormous in the eyes of amateurs that it sank the whole project. This was the deletion of 97.1, the Basis and Purpose of amateur radio.

All amateurs, whether walking around with an HT on the hip monitoring the local repeater or adding to the mess on 20 meters with fruitless calls in the pileups, are proud of the fundamental reasons for the existence of our hobby . . . or service, as the government likes to call it. When the FCC tampered with those magic words, they brought us out of our corner fighting.

Well, let's take a look at the words . . . and the concepts involved. Let's think about them in terms of our own personal contribution to amateur radio and see how we measure up. Let's also mull over the place of Morse code in this realm.

97.1(a) bids us to provide a noncommercial communications service, particularly with respect to emergencies. Fine. Some of us do that on occasion.

Others make a career out of it. Well, we don't need a half-million active message handlers either during or between emergencies. We do need enough traffic-handling training so that whatever amateurs happen to be selected for an emergency situation by chance know what to do efficiently.

There is a tendency to think of traffic handling in terms of the CW nets which pass around endless streams of make-work messages, racking up traffic-handling scores for listing in QST. If we are going to be more honest about this, we have to admit grudgingly that when the chips are down, the emergency communications for most situations are handled on phone via two meters and repeaters . . . something few amateurs have had any real emergency experience with. One of the results of this is a pathetically slow traffic flow, with high percentages of the time wasted in callsign exchanges, the endless repeating of words spelled out letter by letter, and the jamming of transmissions by operators unfamiliar with emergency traffic handling.

If you stop to think about it, we are years beyond the time when we should have established a nationwide automated traffic net on high-speed ASCII which would route and pass along messages without any operator being needed. The resis-

tance, right from the beginning, of the traffic organizations to the use of RTTY has kept this part of our "service" about 30 years behind technology. A group of us developed and were using automated message-handling techniques in the late 1940s, only to find a fierce resistance from the national relay organization to any changes from CW.

For emergency purposes, where two meters is the optimum band for local communications, we need hand and mobile phone rigs, not Morse code. With all due respect, there are times when it is advantageous to have a working system which even a CBer can step in and use if needed. Trying to stick to code for such communications is featherbedding.

If we are ever going to set up any serious emergency traffic-handling system in this country . . . or the world (why think small?) . . . it is going to have to be up-to-date. This means that we are going to have to think in terms of digital electronics and microcomputers, with automatic message pickup and relaying and with error-correcting codes which will ensure 100% copy at all times.

Indeed, if we start working on the elements of such a system now, I believe that within five years amateur radio can have an emergency communications system of which we can be proud. Such a system, if it is to

### CALL FOR ARTICLES

Are you a RTTY, SSTV, or fast-scan TV enthusiast? Share your knowledge and enthusiasm with the rest of us by writing an article about your favorite mode. We are planning several special issues for later this year, so get cracking. Send your submissions to: Editor, 73 Magazine, Pine Street, Peterborough NH 03458.

### \$\$ HOME-BREW CONTEST \$\$

You can win a cash prize and receive fame and fortune by being a published author, all for telling us about your latest home-brew project. See the rules on page 6 of the February, 1982, issue of 73 for the rest of the story.



# TR-2500

**BIG performance, small size, smaller price!**

The TR-2500 is a compact 2 meter FM handheld transceiver featuring an LCD readout, 10 channel memory, lithium battery memory back-up, memory scan, programmable automatic band-scan, Hi/Lo power switch and built-in sub-tone encoder.

## TR-2500 FEATURES:

- Extremely compact size and light weight 66 (2-5/8) W x 168 (6-5/8) H x 40 (1-5/8) D, mm (inches), 540 g, (1.2 lbs) with Ni-Cd pack.
- LCD digital frequency readout, with memory channel and function indication.
- Ten channel memory, includes "M0" memory for non-standard split frequencies.
- Lithium battery memory back-up, built-in, (estimated 5 year life) saves memory when Ni-Cd pack discharged.
- Memory scan, stops on busy channels, skips channels in which no data is stored.
- UP/DOWN manual scan in 5 KHz steps.
- Repeater reverse operation.

## CONVENIENT TOP CONTROLS



- 2.5 W or 300 mW RF output. (HI/LOW power switch.)
- Programmable automatic band scan allows upper and lower frequency limits and scan steps of 5 KHz and larger (5, 10, 15, 20, 30 KHz... etc) to be programmed.
- Built-in tuneable (with variable resistor) sub-tone encoder.
- Built-in 16 key autopatch encoder.
- Slide-lock battery pack.
- Keyboard frequency selection across full range.
- Extended frequency coverage; 143.900 to 148.995 MHz in 5 KHz steps.
- Optional power source, MS-1 mobile or ST-2 AC charger/



power supply allows operation while charging. (Automatic drop-in connections.)

- High impact plastic case.
- Battery status indicator.
- Two lock switches for keyboard and transmit.

## STANDARD ACCESSORIES:

- Flexible rubberized antenna with BNC connector.
- 400 mA H heavy-duty Ni-Cd battery pack.
- AC charger.

## OPTIONAL ACCESSORIES:

- ST-2 Base station power supply and quick charger (approx. 1 hr.).
- MS-1 13.8 VDC mobile stand/charger/power supply.
- TU-1 Programmable "DIP switch" (CTCSS) encoder.
- SMC-25 Speaker microphone.
- LH-2 Deluxe top grain cowhide leather case.
- PB-25 Extra Ni-Cd battery pack, 400 mA H, heavy-duty.
- BT-1 Battery case for AA manganese or alkaline cells (not Ni-Cd).
- VB-2530 RF power amplifier.
- BH-2 Belt hook.
- WS-1 Wrist strap.
- EP-1 Earphone.

# TR-7850

**40 W, 15 memories/offset recall, scan, priority, autopatch (DTMF)**

Kenwood's remarkable TR-7850 2-meter FM mobile transceiver provides all the features you could desire, including a powerful 40 watts output. A 25 watt version, the TR-7800 is also available.

## TR-7850 FEATURES:

- 40 watts output, with selectable high or low power operation.
- 15 multifunction memory channels, easily selectable with a rotary control, M1-M13 ... memorize frequency and offset ( $\pm 600$  KHz or simplex).

M14 ... memorize transmit and receive frequencies independently for non-standard offset. M0 ... priority channel, with simplex  $\pm 600$  KHz or non-standard offset operation.

- Internal battery back-up for memories. Requires four AA Ni-Cd batteries, (not supplied).

- Extended frequency coverage, 143.900-148.995 MHz in 5 or 10 KHz steps.
- Priority alert. Beep alerts operator when signal appears on priority channel.
- Built-in autopatch encoder (DTMF). All 12 plus four additional DTMF signaling tones. (With simultaneous push of REV switch.)
- Autoscan of memories and entire band. Scan resumes automatically.
- Front panel keyboard.
- Compact size.

- UP/DOWN manual scan of entire band and memories, using UP/DOWN microphone (supplied).
- Repeater reverse switch.
- Separate digital displays for frequency and memory channel.
- LED S/RF bar meter.
- Tone switch.

## Matching accessories for fixed station operation:

- KPS-12 power supply (for TR-7850)
- KPS-7 power supply (for TR-7800)



# SP-40

Compact mobile speaker  
Only 2-11/16 W x 2-1/2 H x 2-1/8 D (inches)  
Handles 3 watts of audio



# KENWOOD

TRIO-KENWOOD COMMUNICATIONS  
1111 West Walnut, Compton, California 90220



# STAFF

**PUBLISHER/EDITOR**  
Wayne Green W2NSD/1

**EXECUTIVE VICE PRESIDENT**  
Sherry Smythe

**ASSISTANT PUBLISHER/EDITOR**  
Jeff DeTray WB8BTH

**ASSOCIATE PUBLISHER/DIRECTOR OF PUBLICATIONS**  
Edward Ferman WA1U FY

**MANAGING EDITOR**  
John Burnett

**ASST. MANAGING EDITOR**  
Susan Philbrick

**EDITORIAL ASSISTANTS**  
Nancy Noyd  
Richard Phenix

**CONTRIBUTING EDITORS**  
John Ackermann AG9V  
Tim Daniel N8RK  
Larry Kahaner WB2NEL

**ADMINISTRATIVE ASSISTANT**  
Pat Graham

**ASSOCIATES**

Robert Baker WB2GFE  
Bill Gosney KE7C  
Sanger Green  
Dave Ingram K4TWJ  
Joe Kasser G3ZCZ  
Dr. Marc Leavey WA3AJR  
Bill Pasternak WA6ITF  
Peter Stark K2OAW

**PRODUCTION MANAGER/PUBLICATIONS**  
Nancy Salmon

**ASST. PRODUCTION MANAGERS/PUBLICATIONS**  
Dennis Christensen  
Michael Murphy

**ADVERTISING GRAPHICS MANAGERS**  
Steve Baldwin  
Bruce Hedin  
Jane Preston

**PRODUCTION**  
Frances Benton  
Fiona Davies  
Linda Drew  
Sandra Dukette  
Matthew Hale  
Dianne Ritsen  
Patricia Mackowsky/Allen

Theresa Ostebo  
Scott Philbrick  
Betty Smith  
Deborah Stone  
Irene Vall  
Judi Wimberly  
Donna Wohlfarth  
David Wozmak

**PHOTOGRAPHY**  
William Heydolph  
Paul Babich  
Bryan Hastings  
Thomas Villeneuve

**TYPESSETTING**  
Sara Bedell  
Debbie Davidson  
Beverly Jackson  
Anne Rocchio  
Kelly Smith  
Karen Stewart  
Michele DesRochers  
Steve Jewett

**CONTROLLER**  
Peter Correia

**EXECUTIVE ASSISTANT**  
Leatrice O'Neil

**ACCOUNTING MANAGER**  
Knud Keller KV4GG/1

**CIRCULATION MANAGER**  
Debra Boudrieau

**CIRCULATION**  
Doris Day  
603-924-7296  
Pauline Johnstone

**BULK SALES MANAGER**  
Ginnie Boudrieau

**ADVERTISING**  
603-924-7138

Jim Gray W1XU, Mgr.  
Nancy Clampa, Asst. Mgr.  
Ross Kenyon KA1GAV  
Cornelia Taylor

but making a fetish of it is something else.

If we are going to live up to 97.1(b), it is about time that we shelved the code concept and encouraged amateurs to start building, experimenting, and pioneering new ideas. It is time we got behind the magazines pushing this concept. It is time we got these ideas into our clubs and discussed them.

I would love to print technical breakthrough articles as I did in past years. I still remember the Bill Ashby article on the Flying Nose Lock...the Costas articles on double sideband, years ahead of his time only because amateurs failed to take the bait and run with it...the parametric amplifier by Sam Harris, an

invention which changed the long-range radar picture worldwide.

97.1(c) is a "rule" which is directed at the Commission, not at amateurs. Pity, for this is one of the most broken rules in our regulations. This one asks the FCC to encourage and improve the amateur service through rules which provide for the advancing of skills in both communications and the technical phases of the art. We've never had it so bad. If we had had any real national organization, it would have taken the FCC to court and sued in the name of the United States for several billion dollars...which is what has been lost due to the restrictive way the Commission has

handled the amateur service...and totally ignored this rule.

Indeed, our country has lost many billions just as a result of the inept handling of the "incentive licensing" proposals of 1963. How much business has our country lost to Japan in television, radio, and other electronics equipment in the last few years? We are about one million engineers and technicians behind, today, as a result of that proposal—as I've beefed before.

Let's move on to 97.1(d) in our search for some ray of hope for a need for code. This one has to do with our providing a reservoir of trained operators, techni-

*Continued on page 118*

## Well... I Can Dream, Can't I?

by Bandel Linn K4PP



**"We recognize your service to the community as a ham! Therefore, your bill is cut in half!"**



# HEATH AND HAMS...

**"PERFECT  
PARTNERS"**



**Who builds the best Amateur Radio gear around? You do!** Thousands of Hams attest to the reliable performance, specifications and long-term dependability of Heathkit Amateur equipment. Not to mention the thrill of airing a rig that you've built with your own hands. The more than 200 Hams at Heath invite you to join the fun.

For over three decades, our unique "We won't let you fail" philosophy has created a strong partnership between Hams and Heath, the world's leading electronic kit manufacturer. Heath is committed to designing equipment and accessories of the highest quality that will withstand the test of performance - QSO after QSO.

Amateur Radio is an exciting, worthwhile hobby. Starting and pursuing it with Heathkit equipment is the best way to go. Our complete line can provide everything you need, from a basic Code Practice Oscillator and self-study License Courses all the way to a sophisticated station of operation with remote capability. Pacesetter Amateur Radio enthusiasts are even using Heath/Zenith computers to design antennas, plot beam headings, track OSCAR and transmit RTTY. Heath and Hams, once again, are "perfect partners" in a new adventure.

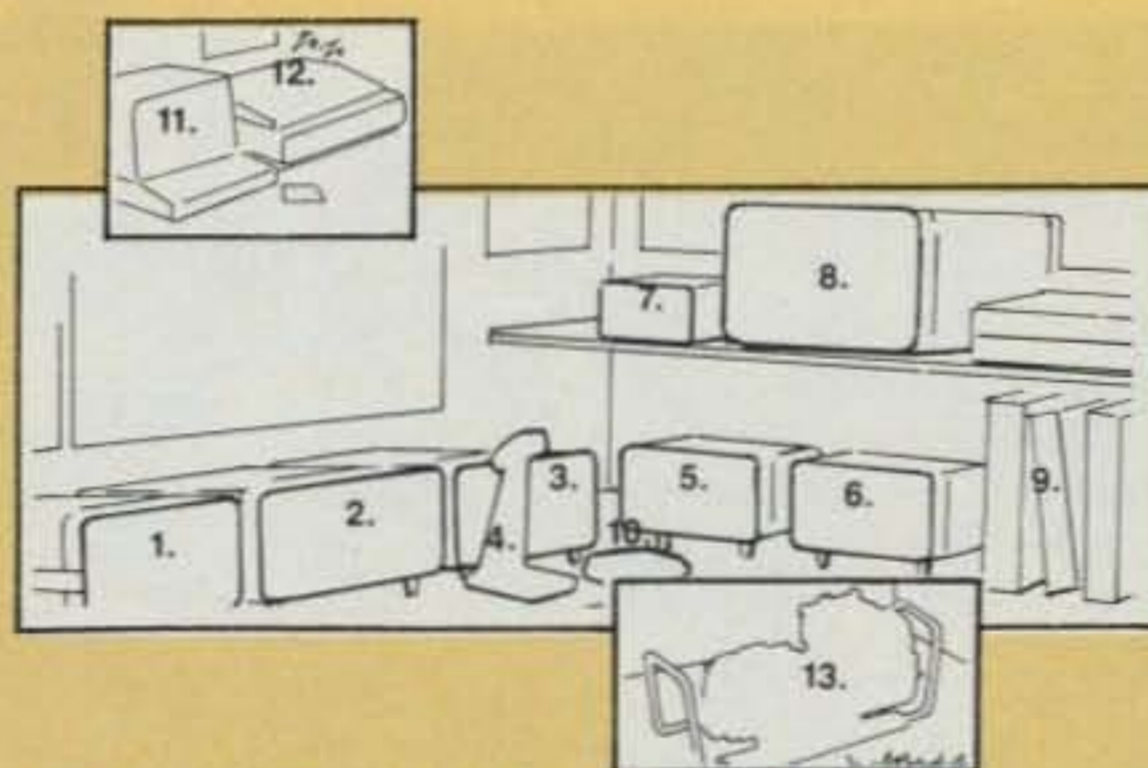
**See the complete Amateur Radio line in our latest catalog or visit your nearby Heathkit Electronic Center\***

Where Heathkit products are displayed, sold and serviced. See your telephone directory white pages for the store near you.

\*Heath Company and Veritechnology Electronics Corporation are wholly-owned subsidiaries of Zenith Radio Corporation. The Heathkit Electronic Centers are operated by Veritechnology Electronics Corporation.

## Heathkit®

*There's more for the Ham at Heath*



**A HEATHKIT 'TOP-OF-THE-LINE' STATION:** 1. SB-644A Remote VFO 2. SB-104A HF Transceiver 3. SB-604/PS-1144 SSB Speaker and Power Supply 4. HDP-242 VOX/PTT Cardioid Desk Mike 5. SB-634 Five-Function Station Console 6. SB-614 CRT Station Monitor 7. HM-2140 Dual HF Wattmeter 8. SB-221 2kW Linear Amplifier 9. Guaranteed Self-study Courses for Novice, General and Advanced Class Licensing 10. SA-5010  $\mu$ Matic Memory Keyer 11. H-89 All-In-One Computer Terminal 12. H-25 High-Speed Dot Matrix Line Printer 13. GU-1820 emergency/remote Portable Power System

**FREE CATALOG:**

Send for your free copy of the latest, colorful 104-page Heathkit Catalog by writing: Heath Company, Dept. 011-874, Benton Harbor, MI 49022. In Canada contact Heath Co., 1480 Dundas Street E., Mississauga, ONT L4X 2R7.



# The ultimate team...the new Drake "Twins"



## The **TR7A** and **R7A** offer performance and versatility for those who demand the ultimate!

### TR7A Transceiver

- **CONTINUOUS FREQUENCY COVERAGE** — 1.5 to 30 MHz full receive coverage. The optional AUX7 provides 0 to 1.5 MHz receive plus transmit coverage of 1.8 to 30 MHz, for future Amateur bands, MARS, Embassy, Government or Commercial frequencies (proper authorization required).
- **Full Passband Tuning (PBT)** enhances use of high rejection 8-pole crystal filters.
- New!** Both 2.3 kHz ssb and 500 Hz cw crystal filters, and 9 kHz a-m selectivity are standard, plus provisions for two additional filters. These 8-pole crystal filters in conjunction with careful mechanical/electrical design result in realizable ultimate rejection in excess of 100 dB.
- New!** The very effective NB7 Noise Blanker is now standard.
- New!** Built in lightning protection avoids damage to solid-state components from lightning induced transients.
- New!** Mic audio available on rear panel to facilitate phone patch connection.
- **State-of-the-art design** combining solid-state PA, up-conversion, high-level double balanced 1st mixer and frequency synthesis provided a no tune-up, broadband, high dynamic range transceiver.

### R7A Receiver

- **CONTINUOUS NO COMPROMISE 0 to 30 MHz** frequency coverage.
- **Full passband tuning (PBT).**
- New!** NB7A Noise Blanker supplied as standard.
- **State-of-the-Art features** of the TR7A, plus added flexibility with a low noise 10 dB rf amplifier.
- New!** Standard ultimate selectivity choices include the supplied 2.3 kHz ssb and 500 Hz cw crystal filters, and 9 kHz a-m selectivity. Capability for three accessory crystal filters plus the two supplied, including 300 Hz, 1.8 kHz, 4 kHz, and 6 kHz. The 4 kHz filter, when used with the R7A's Synchro-Phase a-m detector, provides a-m reception with greater frequency response within a narrower bandwidth than conventional a-m detection, and sideband selection to minimize interference potential.
- **Front panel pushbutton control** of rf preamp, a-m/ssb detector, speaker ON/OFF switch, i-f notch filter, reference-derived calibrator signal, three agc release times (plus AGC OFF), integral 150 MHz frequency counter/digital readout for external use, and Receiver Incremental Tuning (RIT).

### The "Twins" System

• **FREQUENCY FLEXIBILITY.** The TR7A/R7A combination offers the operator, particularly the DX'er or Contester, frequency control agility not available in any other system. The "Twins" offer the only system capable of no-compromise DSR (Dual Simultaneous Receive). Most transceivers allow some external receiver control, but the "Twins" provide instant transfer of transmit frequency control to the R7A VFO. The operator can listen to either or both receiver's audio, and instantly determine his transmitting frequency by

appropriate use of the TR7A's RCT control (Receiver Controlled Transmit). DSR is implemented by mixing the two audio signals in the R7A.

• **ALTERNATE ANTENNA CAPABILITY.** The R7A's Antenna Power Splitter enhances the DSR feature by allowing the use of an additional antenna (ALTERNATE) besides the MAIN antenna connected to the TR7A (the transmitting antenna). All possible splits between the two antennas and the two system receivers are possible.

Specifications, availability and prices subject to change without notice or obligation.



See your Drake dealer or write  
for additional information.



**COMING SOON: New RV75 Synthesized VFO**  
Compatible with TR5 and 7-Line Xcvrs/Rcvrs

- Frequency Synthesized for crystal-controlled stability
- VRTO (Variable Rate Tuning Oscillator\*) adjusts tuning rate as function of tuning speed.
- Resolution to 10 Hz
- Three programmable fixed frequencies for MARS, etc.
- Split or Transceive operation with main transceiver PTO or RV75



# New Drake TR5 Transceiver



## far above average!

**COMING SOON:**  
**RV75 Synthesized VFO**  
featuring the Drake "VRTO"

- Frequency Synthesized for crystal-controlled stability
- VRTO (Variable Rate Tuning Oscillator\*) adjusts tuning rate as function of tuning speed.
- Resolution to 10 Hz
- Three programmable fixed frequencies for MARS, etc.
- Split or Transceive operation with main transceiver PTO or RV75

\* Patent pending

**With the new TR5  
versatility and value are spelled D-R-A-K-E...**

## **D**YNAMIC RANGE

The dynamic range of the TR5 is unexcelled by any transceiver in its class. The TR5's greater than 0 dBm third order intercept point (85 dB two-tone dynamic range) at 20 kHz spacing can be achieved only by the use of a passive diode-ring double balanced mixer. Drake was the first to bring this technology to the Amateur market with a high-level mixer in the TR7.

## **R**ELIABLE SERVICE

When you purchase a TR5, or any Drake product, you acquire a product of the latest production techniques, which provide reliable performance.

Yet with a product as sophisticated as one of today's transceivers, after-sales service is a must. Ask any Drake owner. Our Customer Service Department has a reputation second to none.

## **A**CCESSORIES

Drake is the only Amateur Radio manufacturer who offers a full complement of accessories to satisfy almost every desire the HF Amateur may have. This wide selection allows any operator to assemble a station which meets his needs, and assures compatible interfacing and styling instead of a desk full of equipment with a variety of styling and poor operation as a system.

## **K**ILOWATT AMPLIFIER

Everyone wants to be heard! The accessory L75 and its 3-500Z (1200 watts PEP input) and a decent antenna will do the trick. This rugged self-contained amplifier / power supply will put the TR5 on an even footing with the best of them.

## **E**NGINEERING

The TR5 and all Drake Transceivers, are backed by the best in engineering. The TR5 is the result of an extensive engineering effort, combining proven past techniques and ideas with new state of the art concepts.

As a result, the TR5 will not be superceded by a new model every six months. It represents a true radio communications value that will provide many years of operating enjoyment.

See your Drake dealer  
or write for  
additional information.

**R. L. DRAKE COMPANY**



540 Richard St., Miamisburg, Ohio 45342, USA  
Phone: (513) 866-2421 • Telex: 288-017

Features, availability and prices subject to change without notice or obligation.



# The Porta-Peater— the Instant Communicator

— quick and easy does it

Mike Strange WA2BHB  
PO Box 58  
Pine Hill NJ 08021

Ed Woznicki AC2A  
Lake Tranquility  
Andover NJ 07821

Clark Fishman WA2UNN  
Lake Tranquility  
Andover NJ 07821

**E**mergency situations always seem to happen where there is limited repeater coverage available or limited HT range, or when no one's HT has a crystal frequency which matches anyone else's (sound familiar?). The Porta-Peater™ solves these problems and provides capability and versatility beyond any commercially-available repeater package—and for a lot less money.

The system is an audio-driven command and control module which takes any two rigs and converts them into a QRP, frequency-agile, VOX-driven repeater with CW IDer, hang, and cycle timers. All this with absolutely NO modifications to any of the radios. All connections are made via the available audio input and output jacks on the radios. You can run any mode, any band, cross band, etc. Do whatever your heart desires! You are limited only by your imagination and the FCC for Porta-Peater applications.




Photo A. Field Porta-Peater hookup with FT-227 and Tempo VHF-1. This Porta-Peater is housed in a minibox on a 19" rack panel (original prototype).



A complete Porta-Peater should run you less than \$100 for all new parts including an enclosure (but no printed circuit board).

Photo A shows a Porta-Peater field repeater in action. Notice the simple installation. This one is set up on two meters.

### Birth of Porta-Peater

The idea for Porta-Peater came from AC2A's desire to be able to erect an instant repeater at hamfests on a frequency fitting most of the HTs in use that day. Since one could never be sure who would be along on the day of a hamfest, there was no way of knowing whose rigs would be available to build into a temporary repeater. This meant no modifications could be made to anybody's unit. Also, we were too cheap to want to invest \$600 in a fixed-frequency repeater for what basically was just playing around.

Photo B shows the first Porta-Peater. It was a simple control system with IDer capability but limited timer ability. It was set up at a local Philadelphia hamfest using a Tempo VHF One-Plus, a Yaesu FT-227R, and two separate Larsen 5/8-wavelength antennas about fifty feet apart (one on the ground, the other about 10 feet up). Both rigs were set to low-power output. Fantastic! Everybody liked it and used it. We switched frequencies, splits. You could do whatever you wanted, with limitations depending on what rigs you used, not the repeater control.

Passersby suggested using split band/mode, etc., and its application to emergency usage. This thing was really *more* than just a toy. It had the makings of being the basis for an instant emergency repeater system, with super possibilities. With the Porta-Peater, you could put

a repeater on the air as fast as you could hook up two audio cables and two antennas.

Porta-Peater I was a hand-wired, non-reproducible model with diode matrix IDer. Definitely not the stuff articles are made of. It was ugly, but it did work and work well. Porta-Peater II had a nice PCB layout with a new PROM CW IDer. It looked good, worked lousy. Six months (part-time, with spurts of midnight-oil genius) were spent creating Porta-Peater III which looks good, works well, and is capable of being reproduced by other hams. Photos C and D show a boxed unit, and Photo E shows a rack-mount version.

### Theory of Operation

The basic concept behind the Porta-Peater was the creation of a repeater by taking any two readily-available amateur radios. One rig acts strictly as a receiver and the other as a transmitter. Fig. 1 is a schematic representation. One rig (any band/mode) receives an incoming signal; it is taken off the external speaker jack and fed into the Porta-Peater. Here it is amplified, and the audio is used to trigger the other rig's transmitter (any band/mode) line via the Porta-Peater VOX. Incoming audio also starts the time-out timer. A separate internal timer controls the CW IDer cycle. Porta-Peater is an interface link between the audio output jack of one rig and the microphone jack of the other rig.

If you use two 2-meter rigs, a duplexer is not necessary since separate TX and RX antennas work quite well with about 40 or so feet between them at QRP levels. The quality of the particular rigs in use (front end specs) determines individual antenna-spacing requirements. Also, since the

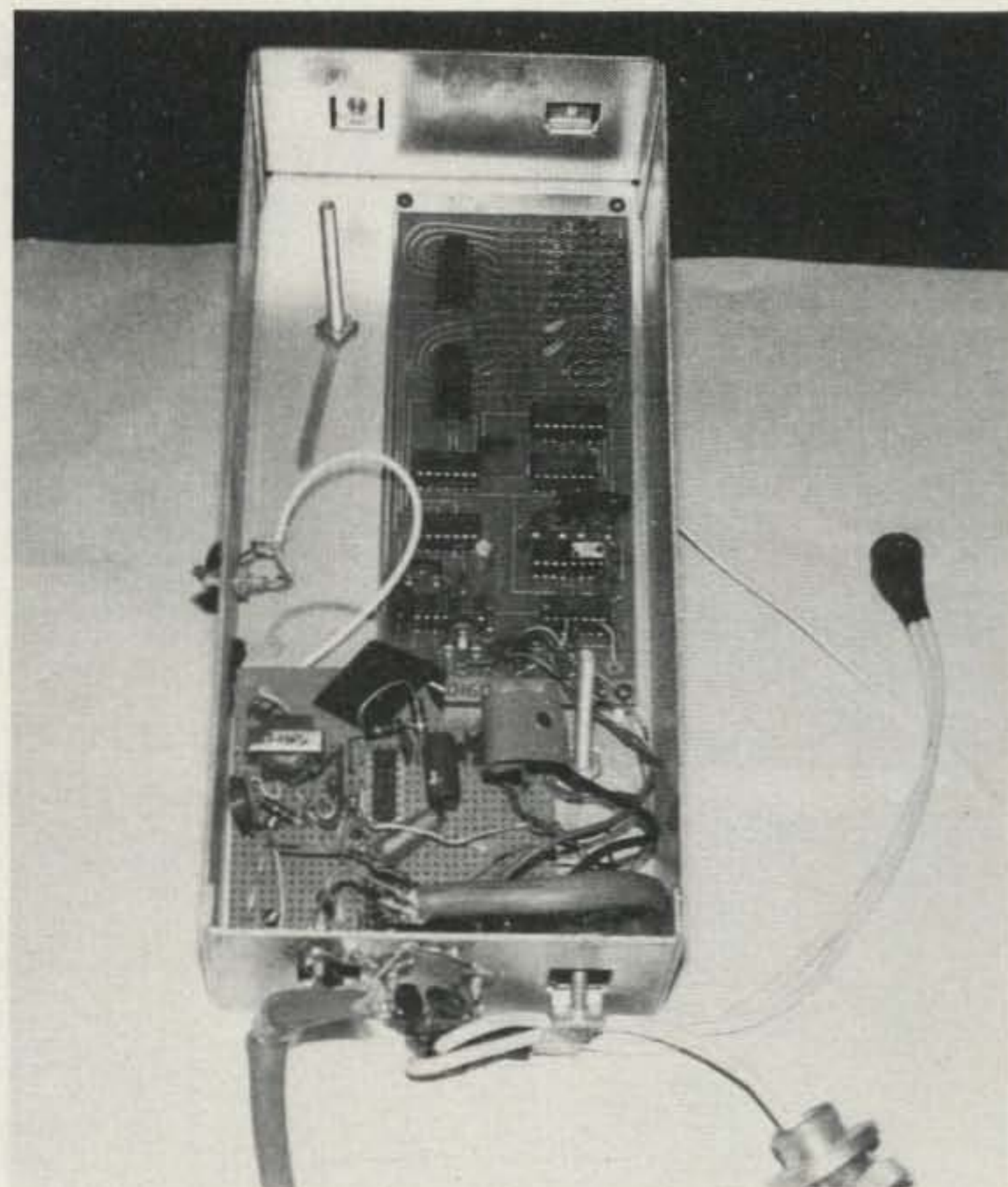


Photo B. Inside view of first unit from Photo A. CW IDer takes up most of box. Control system is in front.

emergency usage of the Porta-Peater is based on the fact that you don't know in advance what bands on which you may be setting up a repeater (6, 2, 1-1/4, 3/4, etc.), a carload of duplexers in one's back seat generally is not appreciated by the family. Also, it ain't cheap!

The Porta-Peater would be extremely effective in hooking up a VHF link into a low-band rig command center via a repeater, with easy crossband communications. Since the system is VOX driven, you could create multiple-rig and repeater systems in any configuration needed. Just keep a supply of audio jumper cables handy.

### Circuit Description

The Porta-Peater circuit

is composed of six basic functions: a local mike amp, VOX amplifier, VOX trigger, reset timer, ID timer, and a selectable four-message PROM CW IDer. All circuit symbols are on Figs. 2 and 3. Audio from a receiver source is fed into an input transformer (T1), which provides a voltage transformation of 5-to-1 to drive the LM 3900 amp (section U1A), and the audio input of the transmitter. The LM3900 is a quad Norton current-mode amplifier. U1A and U1B form the VOX system. The VOX also can be triggered by closing the local PTT contact, which removes U1A pin 3 current bias and turns the VOX on. R2 and C1 form the hang-timer components for VOX hold-in.

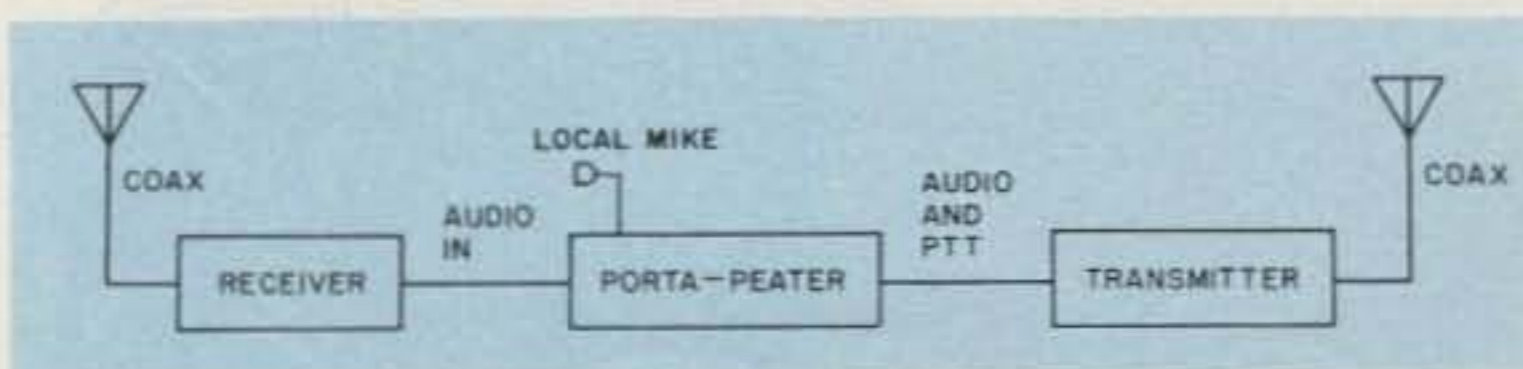


Fig. 1. System layout shows how simply a portable system can be constructed.



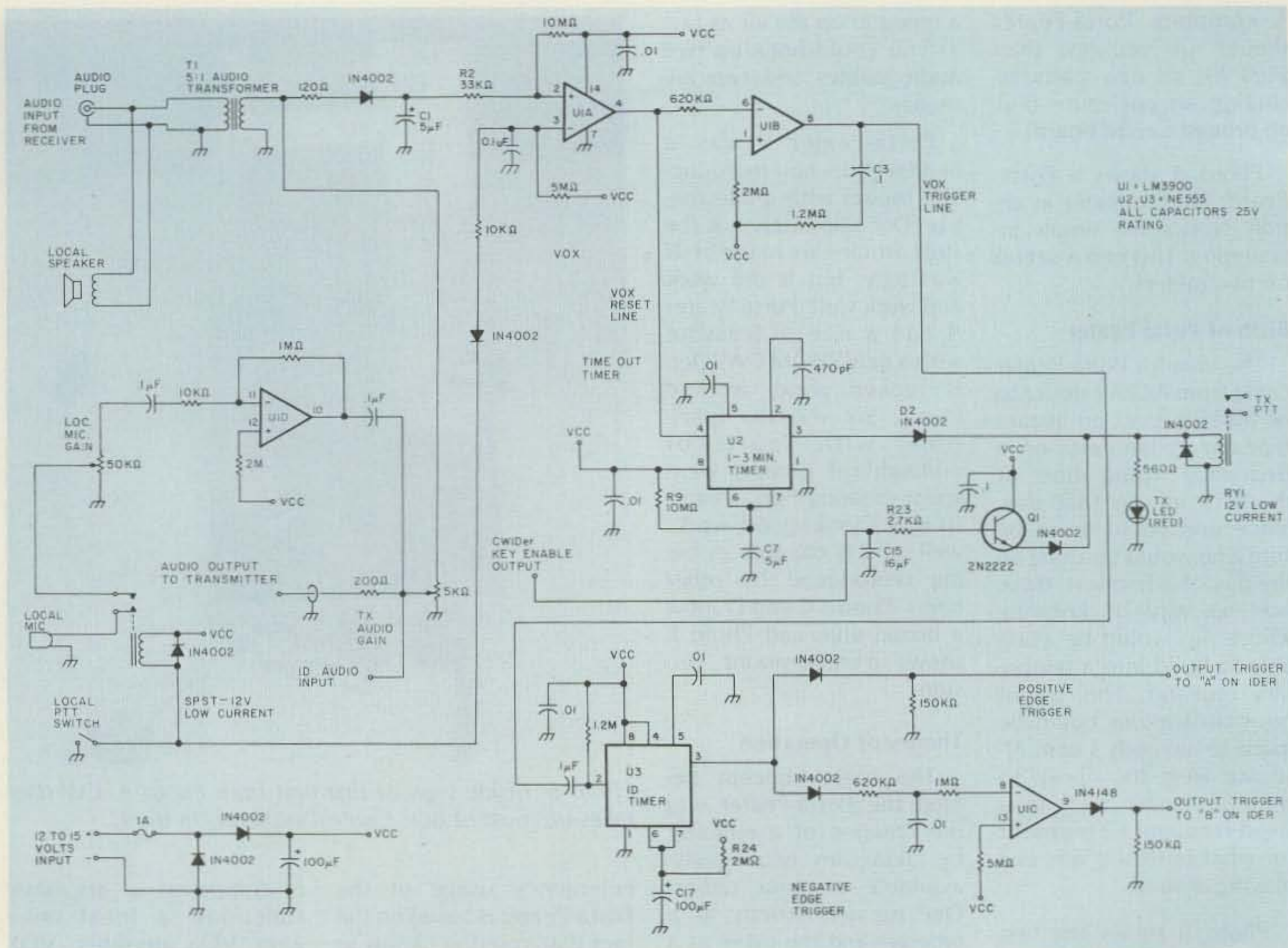


Fig. 2. Schematic of command and control logic for the Porta-Peater.

U1A output is normally low, which defeats the 555 timer, U2. The presence of an audio signal at U1A pin 2 shifts pin 4 to Vcc and enables the timer. U1B inverts the audio signal and pro-

vides a negative pulse through C3 and triggers U2 on, which is the 1-minute (adjustable via R9 and C7) time-out timer, and drives PTT relay RY1 on. Time-out timer U2 resets every time

the VOX reset line goes low. D2 serves to isolate U2 from spikes due to RY1 operation.

Q1 is a relay driver driven by the CW ID source. The emitter follower is held rea-

sonably high between ID pulses by R23 and C15. The 5-minute ID timer (adjustable via R24 and C17) is keyed by the VOX but is not reset by the VOX. When the 5-minute timer runs out, if




Photo C. Front view of the third version unit with four selectable IDs.


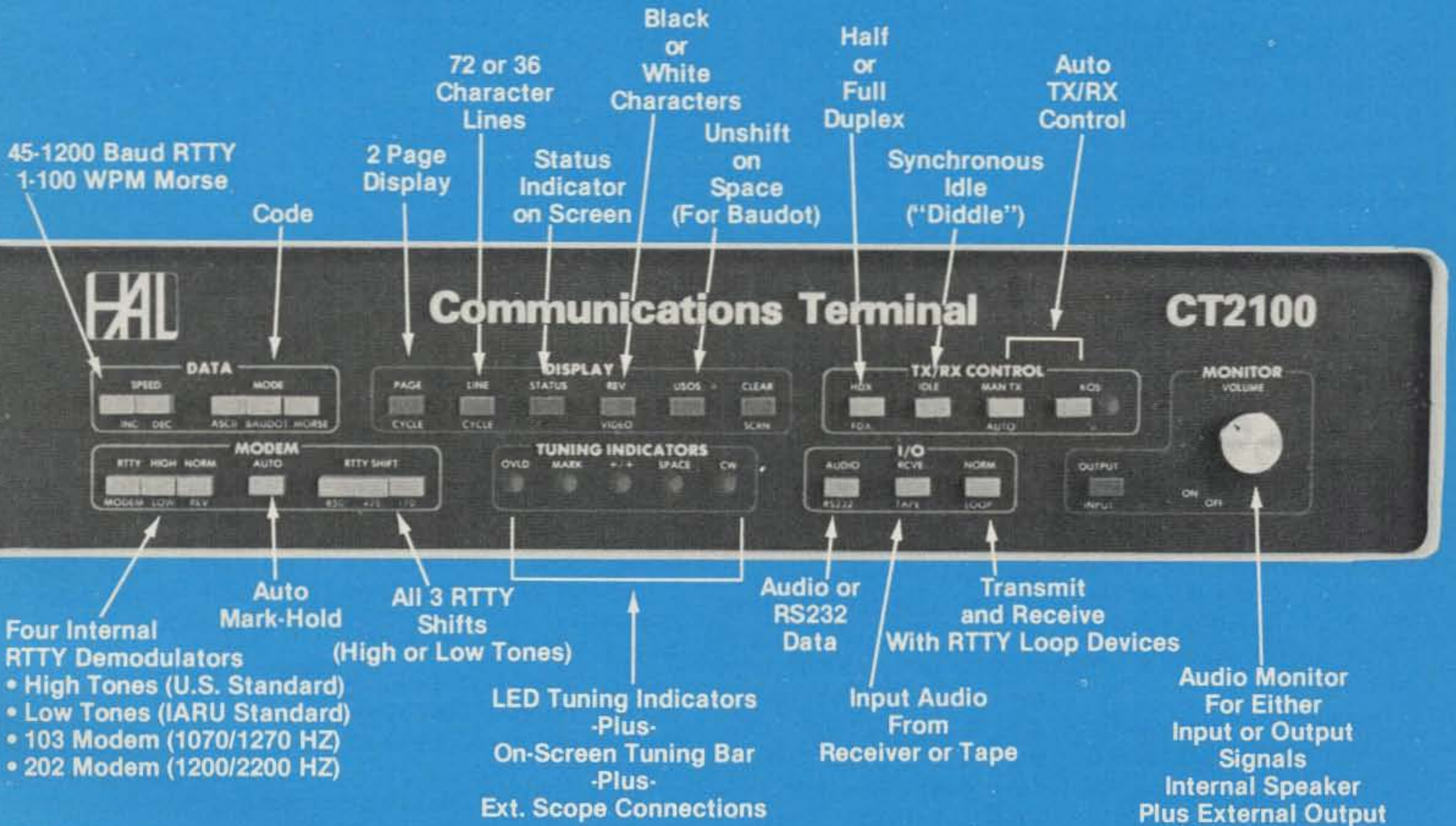


Photo D. Inside view of the same unit shown in Photo C.



# CT2100

## HAL Puts MORE Behind The Buttons



### CT2100 System:

- CT2100 Communications Terminal
- KB2100 Keyboard
- Video Monitor
- Printer (300Bd Serial ASCII-MPI-88G)
- RM2100 Rack Adapter
- MSG2100 2000 Character "Brag Tape" ROM

- 24 Line Display
- 2 Pages of 72 Character Lines
- or-
- 4 Pages of 36 Character Lines
- Split Screen (with KB2100)



345

HAL COMMUNICATIONS CORP.  
Box 365  
Urbana, Illinois 61801  
217-367-7373



the Porta-Peater is not in use, U1C inverts the falling pin 3 pulse and provides a positive trigger output to turn on the CW IDer, which in turn drives Q1 on and turns on the transmitter for the final ID as required by the FCC.

The CW IDer is based on an 82S126 PROM, which is a 4-by-256 device. In the PROM, 1 bit is a dit and space, 3 bits a dash and letter space, and 7 bits a word space. The message is played back from memory by being sequentially addressed by the 4020 binary counter driven by one half of the 4011 in an oscillator mode. The particular 256-bit message grouping is selected by switching pins 12, 11, 10, or 9 of the 82S126. The output is combined with the clock signal in the remaining NAND of 4011 and available as a tone at the 10k pot. The output is adjusted to provide drive as needed.

Burning the messages into the PROM is not particularly easy unless you are equipped to do it properly. If you don't have a PROM programmer, it is best to buy a chip and have the supplier burn the memory. Any IDer will work with the Porta-Peater (i.e., diode matrix, or other PROM/ROM types) as long as an audio output signal and an external trigger input line are available. The original model used a VHF Engineering kit. Alternatively,

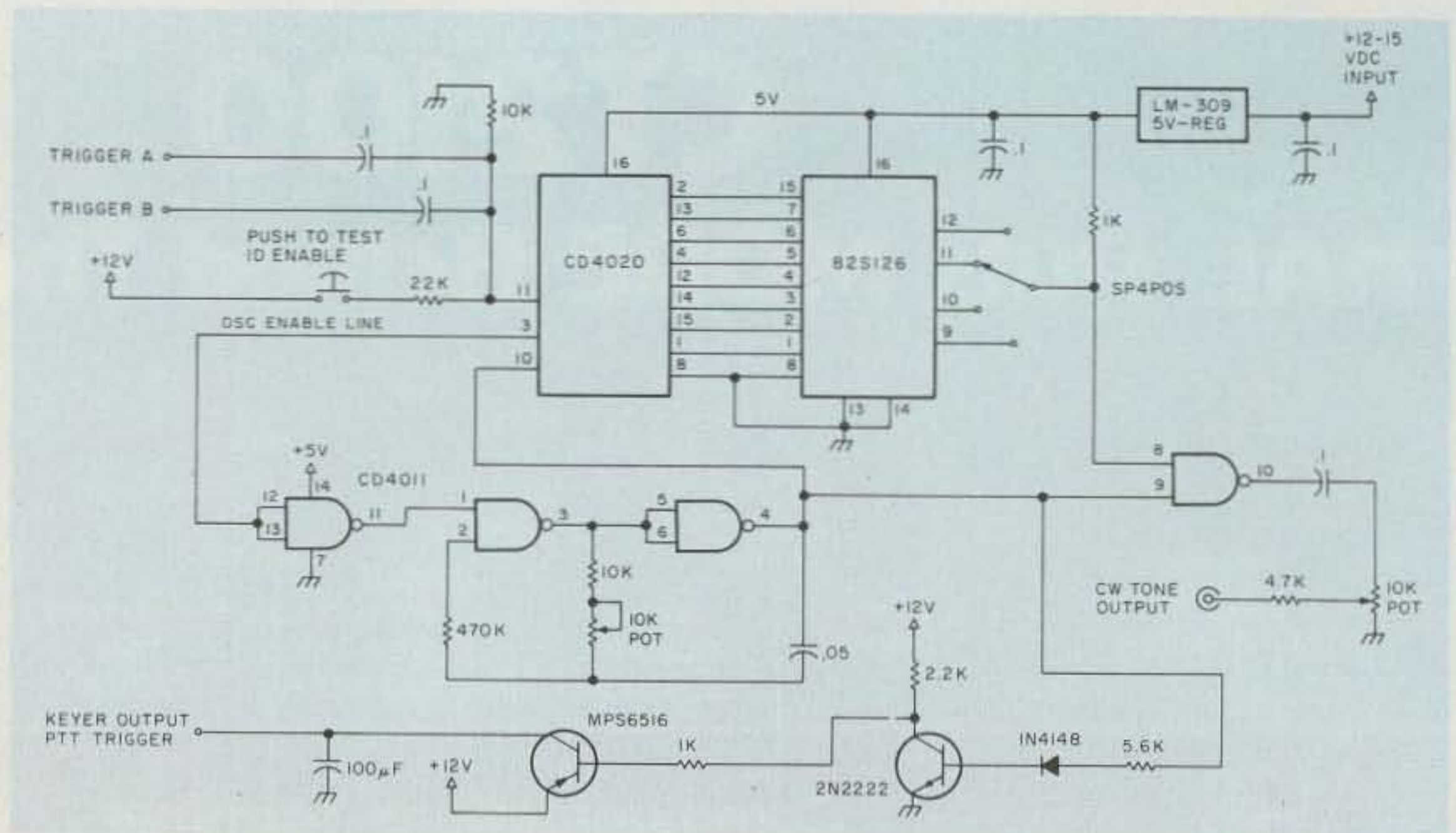


Fig. 3. Schematic of CW IDer. Any IDer can be used with the basic system shown in Fig. 2.

you can build the system without any IDer at all and use voice ID.

The circuit as designed uses an isolated single-pole relay for switching. Depending on your radio, you may have to use an SPDT relay for electronics-switched radios to move 12 volts from the RX to TX enable lines. For relay-switched rigs, simply use the SPST to complete the relay circuit in your radio.

### Construction

The latest version of the Porta-Peater is mounted on two printed circuit boards, a mother and a daughter board. The mother board is shown in Photo F. Most of our units used a hand-wired panel instead of a daughter board. The mother board

contains all of the command, control, and ID functions. All signal I/O, ground, and power buses are brought out to a standard 0.156-inch, 22-pin edge card connector. The daughter board interfaces to the mother board via the connector, or you can hand-wire the two boards together.

The daughter board has the TX LED, audio input jack, PTT output jack, local mike jack, ID-message-select switch, and ID-test switch mounted on it. This approach makes for a design that can be put in various enclosures easily without rewiring. Photo F shows how jumper wires were used instead of a daughter board.

The selection of encl-

sure is a matter of personal choice. The only requirement is that it be reasonably rf tight. The last thing you need is rf floating around inside an audio-frequency-control system.

### Cable Assembly

Two interface cables are required to use the system. One is a shielded audio line and the other is a four-conductor microphone push-to-talk line. Since normally you will use the Porta-Peater physically close to the two rigs forming the repeater pair, a short convenient length is all that is needed. Two-foot lengths are a good starting point.

Most newer transceivers use subminiature jacks for external speakers. The jack



Photo E. Rack-mount version of the Porta-Peater.

Symptom	Possible Cause	Fix
1. Erratic time out	1. Leaky tantalum	1. C7
2. Erratic ID timer	2. Leaky tantalum	2. C17
3. Erratic VOX or distorted audio	3. LM3900—low gain at Vcc	3. LM3900, or remove protective input diode to raise Vcc by 0.8 V
4. No ID	4a. No clock 4b. No count 4c. No data 4d. No audio 4e. No trigger	4a. 4011 4b. 4020 4c. 82S126 4d. 4011 4e. 2N2222, MPS6516
5. Erratic ID	5. Poor voltage Regulation	5. LM309K

Fig. 4. A troubleshooting chart of symptoms, causes, and possible fixes.



# Step Up To The Cubic Communications "ASTRO 103"



## Dual VFOs Give You Two Radios for the Price of One!

Competitively priced, quality American design and construction by Cubic . . . a leader for 3 decades in defense and commercial electronics

### Features:

All band coverage including WWV and the new WARC bands

DUAL VFO's each provide complete band coverage. (You are not limited to a single memorized frequency)

235 Watts input, SSB and CW on all frequencies

IF Passband Tuning not to be confused with ineffective "IF shift"

Utilizes an 8 pole filter which is continuously variable for either high pass or low pass.

CW Crystal Filter (optional), 400Hz 6-pole

Unique Visual Display of Passband

External Receive Antenna Jack allows separate transmit and receive antennas

Tunable Notch Filter when combined with passband tuning, provides the ultimate in removing interference

Full or Semi CW Break-In

Selectable hard/soft keying makes the difference in pile up  
Continuously Variable AGC lets you hear the weak signal which would normally be masked by strong adjacent channel interference

Logrithmic Speech Processor

AF, RF and IF Gain Controls to provide an infinite selection of receiver dynamics

4 Function Meter reads "S" units in receive, and selects forward

power (calibrated in watts PEP), reflected power, or ALC level in transmit

Military Quality PC Boards of double sided, plated through glass epoxy material

Modular Construction with PC boards and assemblies interconnected by plug-in strip line and coaxial connectors. Chassis and cabinet are of rugged steel construction

Call or write for a Free Brochure



**CUBIC COMMUNICATIONS**

A member of the Cubic Corporation family of companies

305 Airport Road, Oceanside, CA 92054 (714) 757-7525

### Complete System 103



PSU-6A  
Power Supply/Speaker

ASTRO 103  
Transceiver

1500Z-A  
1500 Watt Linear  
Amplifier

ST-2B  
2kW Antenna Tuner



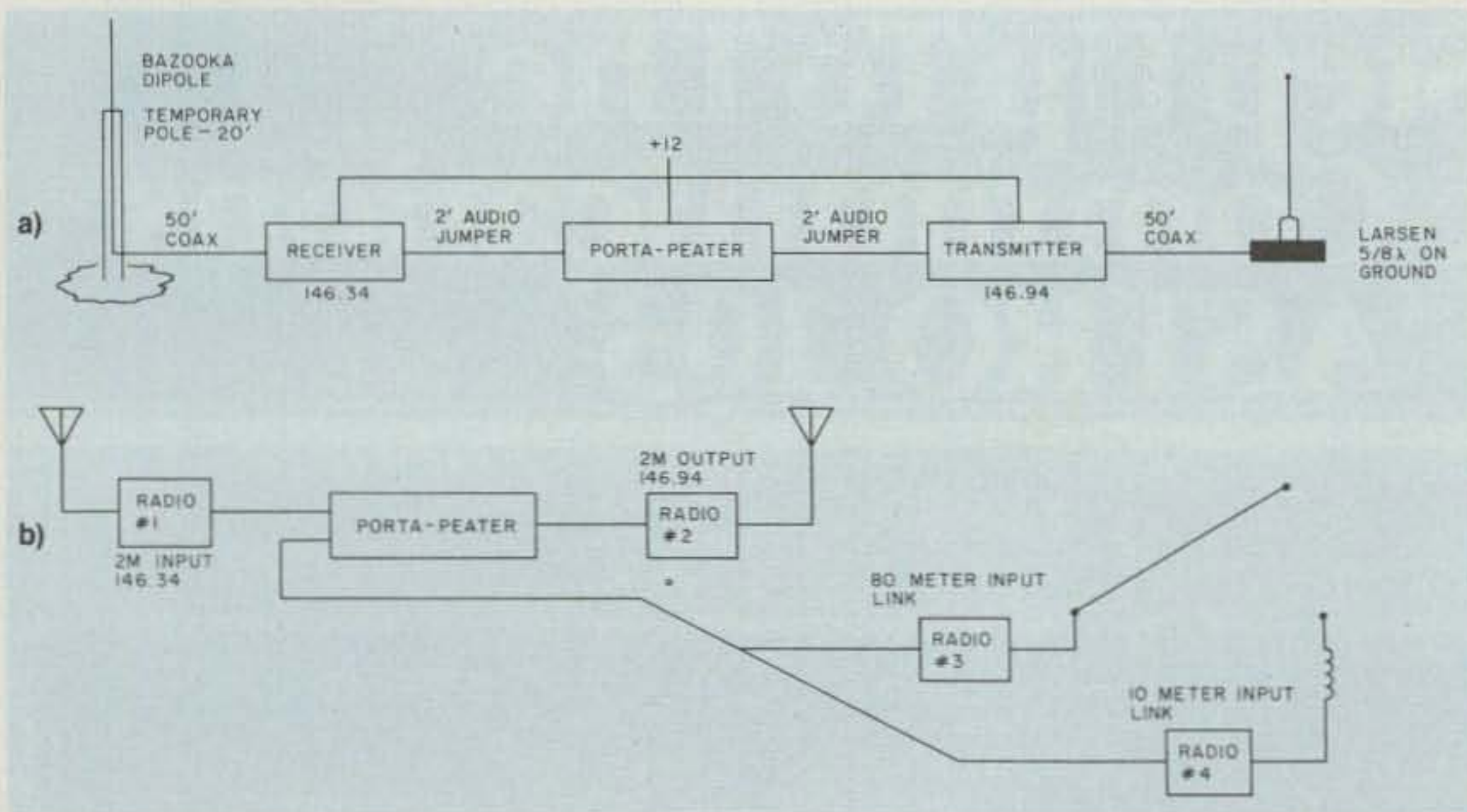


Fig. 5. Layout (a) shows a typical 2m hookup, and (b) a 3-band input command center. All inputs show up on 146.94 out. Mode has no effect on the system (i.e., CW, SSB, FM).

on the audio input of the Porta-Peater is also subminiature. Therefore, make up or buy a shielded jumper with subminiature connectors at both ends. In order to cover more possibilities, you might want to purchase several connector converters to change the subminiatures to PL-55 or whatever you have. Remember, the cable must be shielded.

The Porta-Peater uses a

standard 4-pin, screw-on microphone plug. Again, most new rigs use this type, also. It is important that you make up this cable with the proper pin assignments. If you know in advance with which rigs you most likely will be using the Porta-Peater, you can make up a couple of dedicated jumpers. Alternatively, a small minibox can be made with a terminal block inside

and the proper jumper assignments made for the rig to be used. Fig. 6 shows a possible design. This approach permits fast and easy field changes. Again, use only shielded cable.

#### Circuit Assembly

Figs. 2 and 3 show the entire circuit for Porta-Peater III. PCB construction is recommended but not required. (A commercially-manufactured PCB is available for purchase; write WA2BHB or AC2A for information.) Any type of perf-board assembly is fine. Layout is not critical except for isolating the inputs and outputs of the high-gain LM3900. Parts substitutions can be made except for the low-leakage tantalum capacitors. These must be used where specified because otherwise the circuit performance will be degraded or it will not work at all.

#### Alignment and Adjustment

The adjustments of the audio gains on the Porta-Peater are set to the particular rigs it is connected to. Simply hook up two rigs as per the schematic in Figs. 1, 2, and 3. Apply power and adjust for best audio. Select your ID message, push to

test, and you are finished. If things don't seem all peaches and cream, perform troubleshooting procedures.

#### Troubleshooting

If your unit does not function, use the fail/cure list in Fig. 4 and you should be able to home in on the problem in a few minutes. (This list assumes that you have previously looked for broken connections and bad solder joints and taken corrective action.) Before taking apart your unit, be sure you have checked and tried the full range of adjustments on all the pots for gain, output, and oscillation on the Porta-Peater.

#### Field Hookup

In a field installation, all that is needed is two rigs and a 12-volt source to set up a Porta-Peater repeater. Remember, you can configure any setup you wish by proper interconnection of the audio output and microphone PTT lines to the rigs in use. The Porta-Peater gives you the capability to set up a reasonably sophisticated communications network based simply on whatever random collection of amateur rigs happens to be available in any emergency situation. Fig. 5 shows some configuration possibilities.

For a typical 2-meter QRP repeater setup, follow these instructions:

- 1) Select the rig to act as a receiver.
- 2) Set the desired input frequency on this unit.
- 3) Run a jumper from the external-speaker jack of the receiver rig to the audio-input jack of the Porta-Peater.

4) Connect the PTT-microphone-output jack of the Porta-Peater to the microphone-input jack of the rig selected as the transmitter. Make sure all ground audio and switching lines are wired correctly; otherwise the system will not work or could damage the




Photo F. Populated printed circuit board with externally mounted IDer on right side. Final version was all on one board.



units. Set up the transmitter frequency.

5) Apply +12 volts to all units.

6) Set the receiver squelch to the desired trigger level.

7) Adjust the receiver volume control (when receiving a signal) to a level which doesn't overdrive the Porta-Peater and distort the transmitter signal (a quick on-the-air check is best; monitor with an HT).

8) Turn the volume on the transmitter rig to low or off (volume, not power).

9) Locate antennas for minimum interference and overload. (See Antenna Setup Hints.)

10) Operate and enjoy!

### Antenna Setup Hints

If you want frequency agility and you are not using a duplexer, all of your isolation comes from antenna separation. Our standard setup uses two 50-foot lengths of RG-8 coax and a pair of 10-foot poles. One pole is aluminum, the other is bamboo. The two poles are lashed together, with the bamboo on top. A vertical dipole is made from the RG-8 by turning down the braid 19 inches leaving the insulated center conductor as is. This forms a bazooka dipole for one antenna; the Larsen 5/8 wavelength is used for the other. A 1/4 wavelength can be used, but in either case, ground-level mounting is employed.

In our field trials, it did not seem to matter which antenna was used for receiving or transmitting. You probably will want to try the different combinations for yourself in case there is some incremental improvement for a particular location. Under any circumstances, the two antennas should be separated as far as possible or until desensitization ceases. I often bring up the Porta-Peater before laying out the antennas, then, while the rig is

madly squealing, walk the ground-level antenna away until the squealing stops.

In severe space-limitation situations, we sometimes put an attenuator in the receiver transmission line and eliminate desensitization by lessening receiver sensitivity. It is very easy to get radio coverage of a hamfest (i.e., several acres) when a 10- to 20-dB pad is ahead of the receiver.

### Operating Notes

One of the things discovered in using the Porta-Peater with various 2m rigs was how really poor many amateur and commercial transceivers are in terms of their rf tightness. Several instances occurred where we thought the Porta-Peater was not performing right and was causing problems but found out that it was a manufactured rig which was at fault. Microphones with unshielded cables, no 12-volt lead rf bypassing, and plastic cabinets or face plates all contributed to problems. In a high-density rf environment (like the Dayton Hamvention), a rig which is not truly rf tight will give a lousy performance.

Therefore, if the Porta-Peater exhibits problems which could be contributed to rf leakage, check the rigs you are using first. A tight enclosure, with shielded and bypassed leads, will make a world of difference.

### Pocket Porta-Peater?

The development and construction of this unit was really a challenge for us. Generally, it was fun (although WA2BHB seems to have less hair now than at the beginning of this project!). However, since the Porta-Peater was designed, Icom has, of course, come out with its new IC-2A synthesized HT. So, if we had a miniaturized Porta-Peater and two IC-2As, we literally could have a pocket-sized

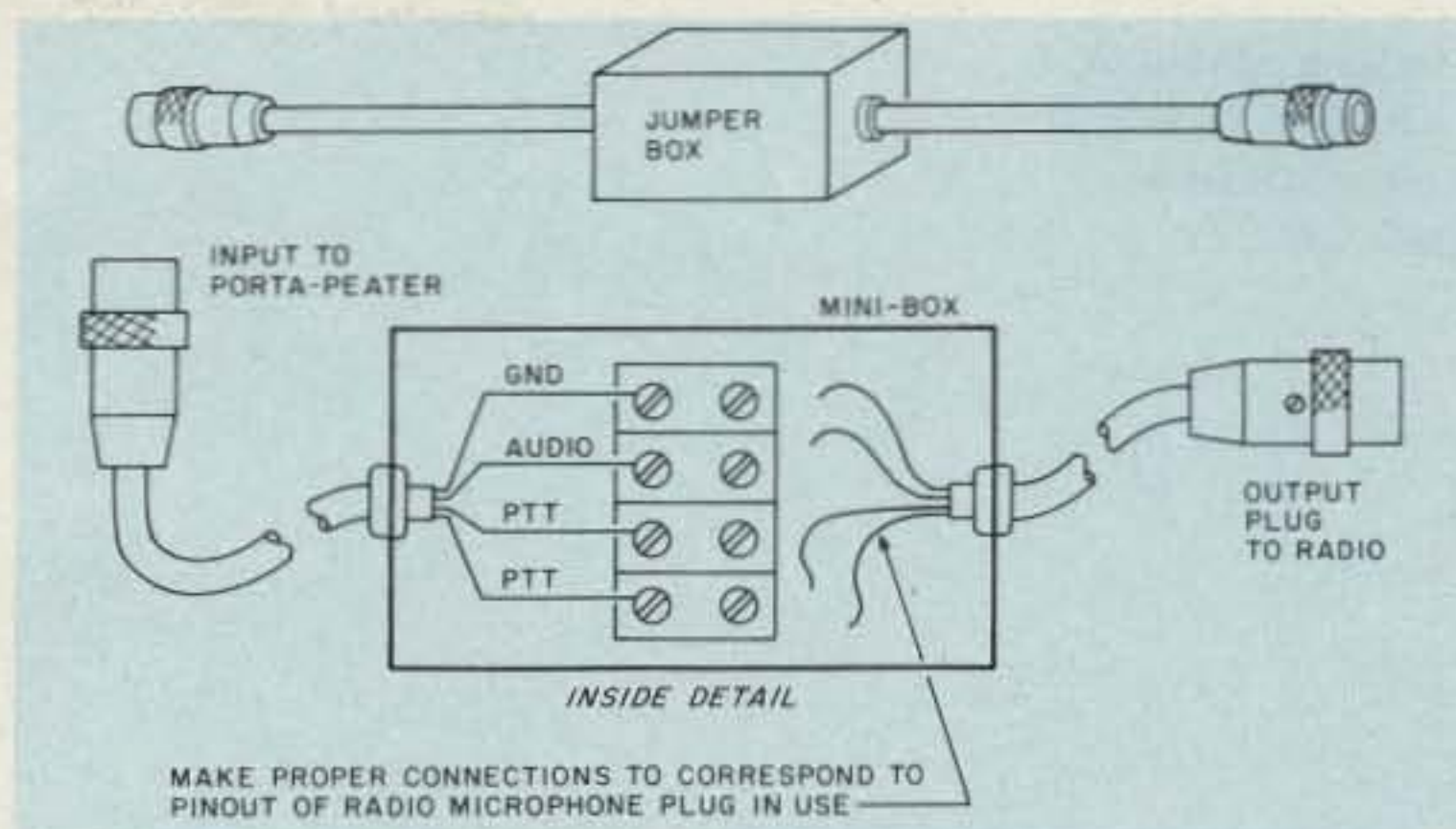


Fig. 6. A jumper box will solve the problem of a fistful of audio cables. Use shielded box and cables only.

repeater that was no less frequency agile!

Well, the Pocket Porta-Peater is in development. It uses a lower current drain IDer, advanced IC VOX system, is smaller in size, but it does cost more (unfortunately, some smaller parts cost more than their bigger brethren). However, if you don't need to carry a repeater in your pocket, the present version represents the best bet.

### Follow-Up

I will gladly answer any questions on the Porta-Peater, but you must include an SASE if you expect a response. Please remember, I'm a ham, not an electronics engineer, so the quality of answers must be gauged accordingly. 73s, and I hope you have as much fun with your Porta-Peater as we have had with ours. ■

# FOR A SMALL MIRACLE, CALL 1-800-654-8850.

Our small miracle is simply this: call Sentry's TOLL FREE number, and we'll deliver the finest quality crystals on time—from five working days to two weeks, plus our 48-hour Emergency Service.\*

The miracle grows larger when you examine Sentry's quality workmanship. Each crystal is made of flawless materials and hand crafted with state-of-the-art technology to exceed MIL-Spec standards.

And when you consider that Sentry is still a small, dependable company out-performing the big ones, our small miracle takes on giant proportions. Fact is, most other companies can't work our miracles, big or small.

## Sentry

Crystal Park, Chickasha, Oklahoma 73018

\*Please allow extra time for precision, UHF and special frequencies.





# Amateur Television's Stripper

## — a home-brew star

(Ed. Note: For further information about this article, readers should consult the "Corrections" section of this issue.)

Of the many different ways in which radio amateurs participate in our wonderful hobby, amateur television is probably one of the least understood by the general ham population and virtually unheard of by the general public. I am not referring to slow-

scan TV, but to old-fashioned, regular fast-scan television.

Since I was actively involved in TV broadcasting about twenty years ago, in the days of black and white, I knew of the limitations involved. We used to pump out 16 kW of visual rf and

about 10 kW aural and were happy to be informed that some viewers 40 miles away could still actually see us, which was not always the case. You can see that I was always very skeptical of the concept of amateur television. What was the point of proving

that we could squirt a live picture a few blocks away? Big deal, right?

Now I am here to tell you that I, and anyone thinking along the same lines, could not be farther from the truth. About five years ago, one of our local club members found out that I was trying to build my own TV camera and talked me into experimenting with some simple ATV equipment. After puttering around for a few weeks and optimizing a 6-element yagi, commercial TV converter, and a ½-Watt, 6J6-type free-running modulated oscillator, we actually managed to work over a path of thirteen miles. We were so enthusiastic that we wrote articles to several club bulletin editors to mark this great local breakthrough. There was no turning back now. I proceeded to push ATV from then on by demonstrating at ham




Photo A. The completed ATV converter.



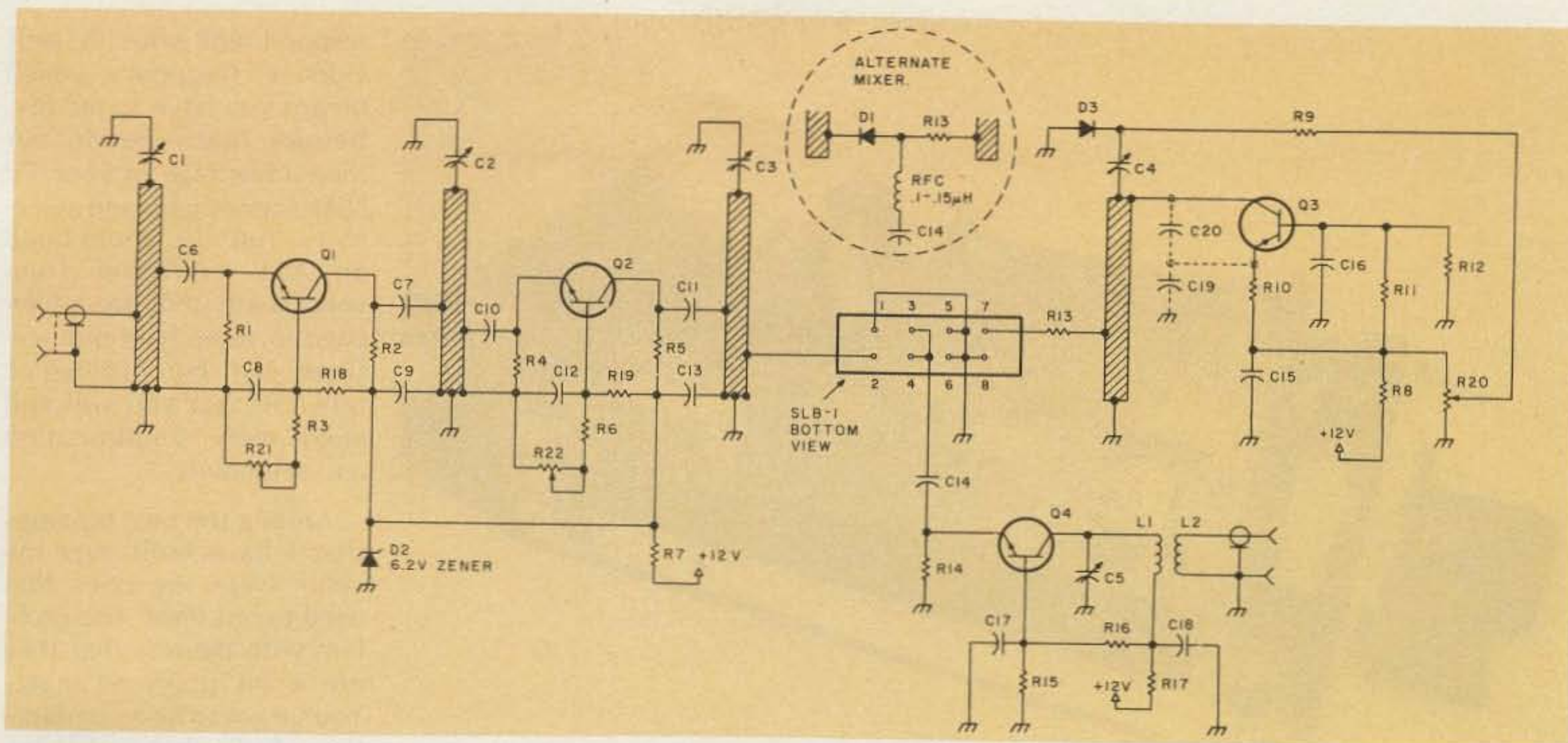


Fig. 1. ATV converter schematic.

clubs, hamfests, shopping malls, etc., and lecturing others on the pros and cons of ATV.

I have learned a great deal since that early beginning and, so, would like to pass on some helpful information to other hams who might want to follow in my footsteps.

First of all, ATV is not for everybody. I have seen many people come and go over the years. If you are not really that much interested in the workings of radio, from a scientific point of view, then forget it. Even if you buy all your equipment ready-made and get involved with your local ATV gang, you would soon lose interest because all they ever talk about and show you are ATV parts, circuits, theory, etc., until it comes out of your ears.

There are times when no one will be on, and that's usually when you want to demonstrate to your friends that you own channel 13½ and can do the same as your local station, only better. Other times, you may want to tune up your new preamp and find no one on; it can be frustrating. But there are times when another ATVer calls you on

the land-line (or on 2 meters) and tells you that the band (70 cm) is wide open because the UHF TV stations are coming in like gangbusters. You will then drop whatever you are doing and get on the air right away, only to find out that all hell has broken loose on ATV—everybody and his brother seem to be coming in on a night like that.

You find yourself looking at a lot of co-channel interference, sometimes three stations at once. You turn your beam like crazy trying to separate them, while everybody is asking you via 2 meters to switch your transmitter on as well. You go bananas trying to videotape and play back, make pictures with your Polaroid, and keep track with your log sheets while simultaneously panning cameras, showing logos, etc. These openings occur more frequently than one might expect, depending a lot on your geographical location.

Around the Great Lakes region, we have a lot of thermal inversions. During the warmer weather from early spring to late fall, I can work W3POS in Erie PA at least a few times a week, and we are 85 miles apart.

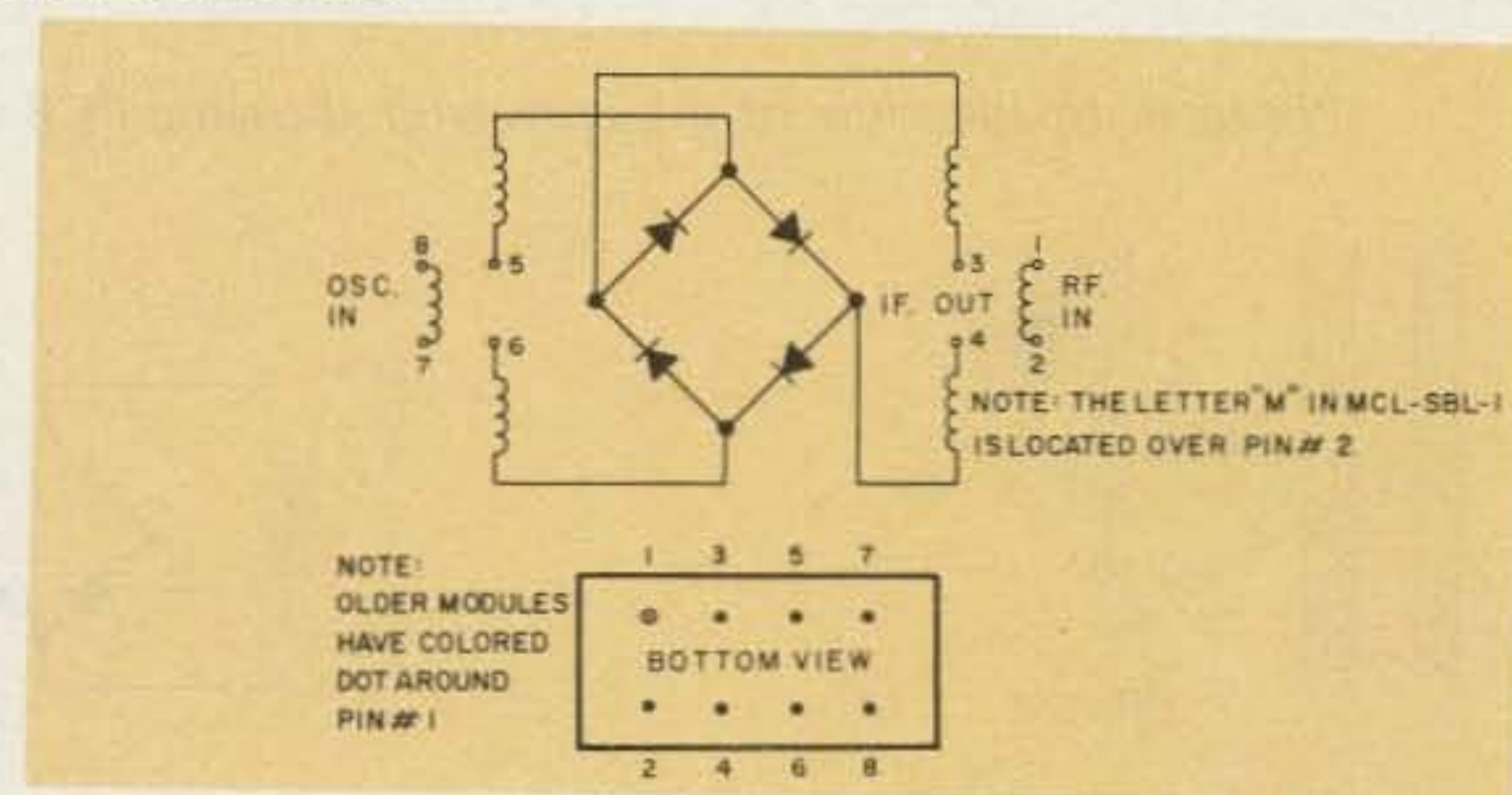


Fig. 2. Double-balanced mixer hookup details.

Last year, I worked W9ZIH in Chicago IL, which is 420 miles away from me. I also have seen K9KLM and N9AB who are up to 440 miles away from me. (See December, 1979, 73 Magazine Letters, p. 226, or November, 1979, A5 Magazine for more details.)

With my present setup, I can work stations within a 50-mile radius quite comfortably. I put out 50 Watts of rf on 439.25 MHz, with sound on the video carrier, into a compact skeleton-slot antenna. (See March, 1969, CQ Magazine for more details.) I usually can see a 10-Watt station quite well, providing he uses a good antenna system and is not located at the bottom of a pit.

In an attempt to see how low we could go, VE3QF in

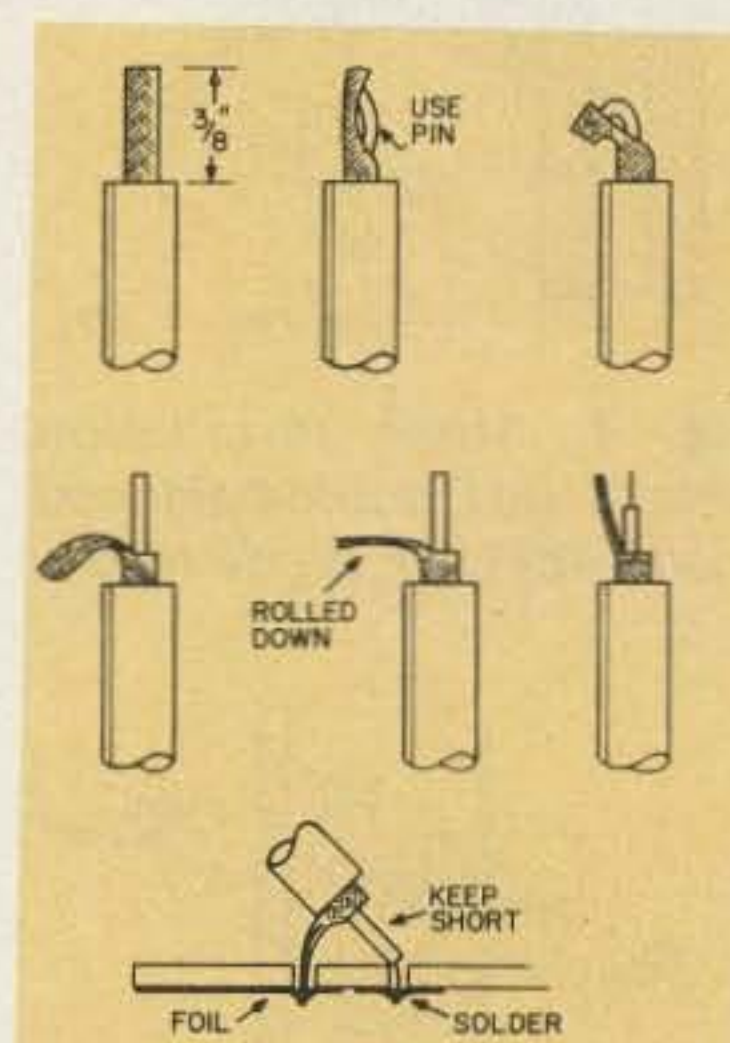


Fig. 3. RG-174 coax preparation and installation.

Toronto, Ontario, reduced his power to 50 mW into a set of four 27-element yagis and his picture frame would still lock in at my TV set. The picture quality was P½ (P5 being absolutely snow free) and we were 50






Photo B. Inside view of the converter showing PCB mounted on standoffs.

respond with your TV set's video i-f frequency, which means you have to modify. Besides that, you do not take advantage of your TV UHF tuner's gain and selectivity. You also could build an ATV converter from various kits that are advertised in some ham publications, but my experience tells me that you will still need more amplification and selectivity.

Among the best preamps that I have built over the years were the ones that used tuned lines. The problem with them is that they are a bit tricky to make. You've got to be a combination of plumber and sheet-metal worker and you'll still end up with an amateuristic-looking contraption.

A couple of years ago (during a quiet ATV night), an idea came to me. Why couldn't I use stripline techniques instead of gas pipes and sheet copper? After all, they use it on rf power amplifiers for VHF and UHF. I decided to take one of my pet construction articles (see 1971 ARRL *Radio Amateur's Handbook*, page 417), of a 432-MHz preamp, and convert the tuned-line dimensions to stripline. I ended up with a printed circuit board that was a two-dimensional copy of the original three-dimensional preamp.

After I completed the new preamp, it took me a while to get things stabilized, but I got it working — surprisingly well, I might say. As a matter of fact, the results were so impressive that I supplied a number of ATVers in the area with similar preamps. I've made a few more since then, each time changing the dimensions a little bit; the objective was to make it smaller and simpler. Eventually it evolved into a complete converter.

The converter (Fig. 1) which will be described in

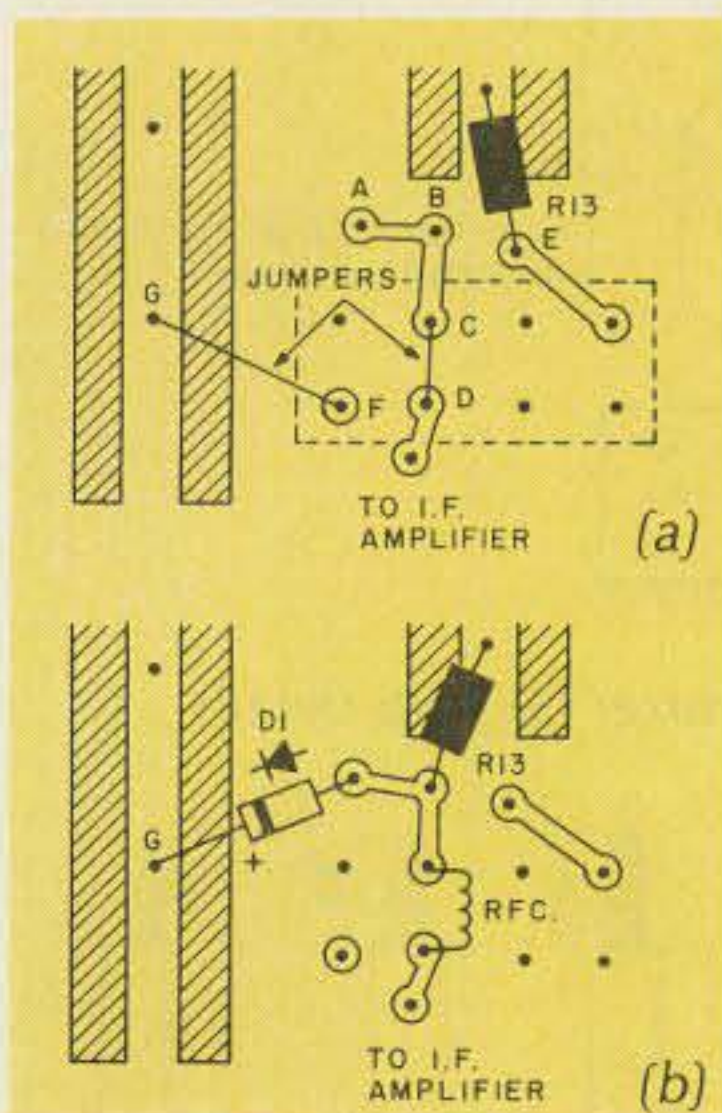


Fig. 4. Mixer installation details. (a) Double-balanced mixer. (b) UHF diode mixer.

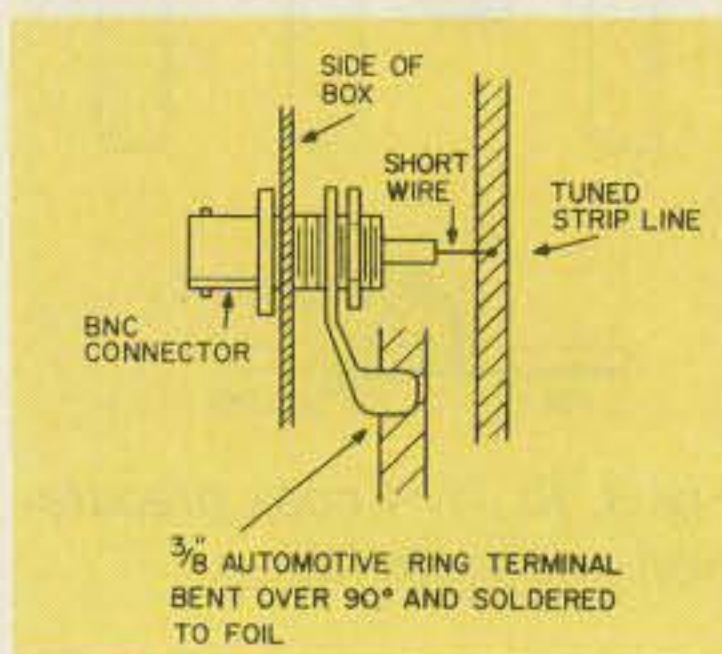


Fig. 5. BNC connector mounting.

miles apart. So, you see, with the converters, preamps, and antennas we use nowadays, ATV is really worthwhile. After all, a pic-

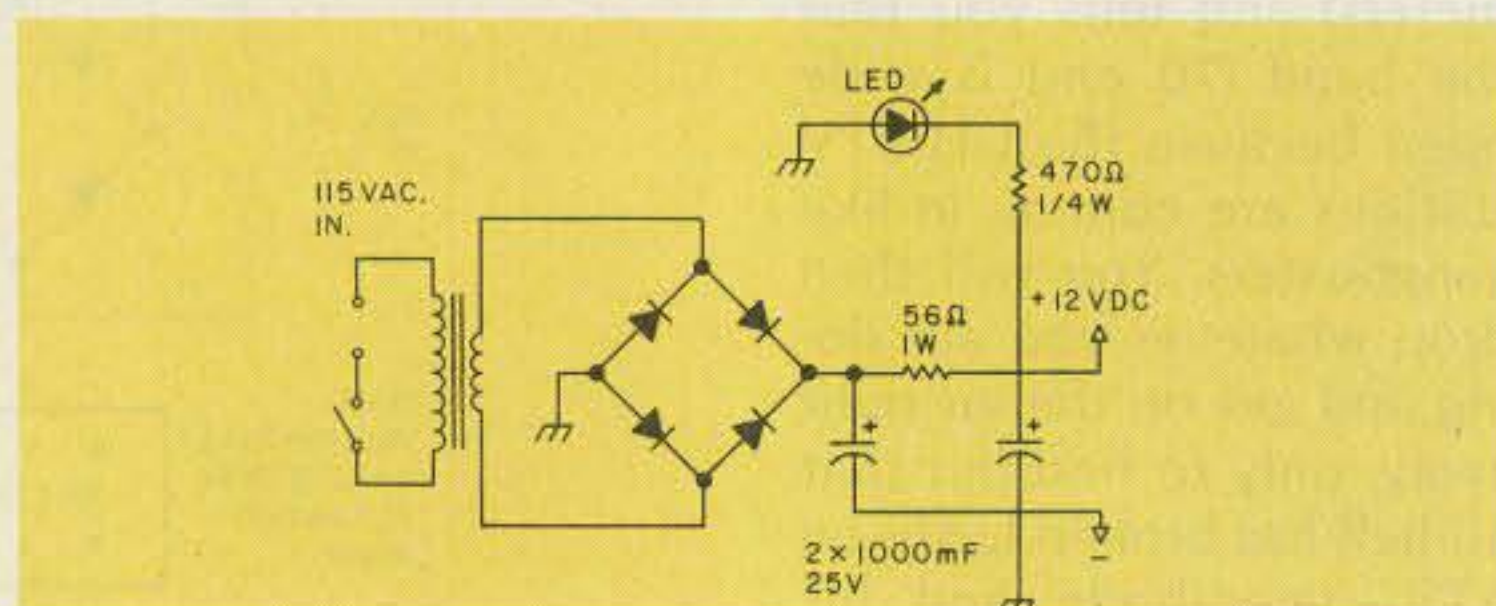


Fig. 6. 12-volt power supply.

ture is worth more than a thousand words.

You, too, can do it, for it doesn't have to cost you an arm and a leg. If you are a newcomer to this TV game, make sure that there is local interest; find at least one other ATV fanatic. You will need at least one other person that you can count on for testing, adjusting, and fiddling with your video and audio equipment — it takes two to tango. Just two stations can keep busy for days, pruning and tuning. And when you drop that sharply-tuned converter, everything is out of whack again and you are set for another night of fiddling. When you've got a whole group on, you can take turns hamming it up making "Pink Rose Tea" commercials, putting on

wigs or crazy caps with badges, and showing all your empty 807s.

As with any other mode of communication, the first thing to do is to be able to receive well enough. No point in playing around with old-fashioned UHF television converters, unless you are prepared to hang two or three preamps in cascade between it and the antenna. You can waste a lot of time this way and finally give up in disgust. If you can get ahold of a varactor UH tuner from a late-model TV set, you might be better off, although you still need additional amplification. Some of them will tune right down to 439.25 MHz and lower.

Unfortunately, the output frequency will only cor-



# New! AZDEN® PCS 3000

## BLAZING THE FRONTIER OF

# MICROCOMPUTER COMMUNICATIONS



**SUPERIOR  
COMMERCIAL GRADE  
2-METER FM TRANSCEIVER**

**FREE!  
TOUCH-TONE®  
PAD KIT INCLUDED**

### COMPARE THESE FEATURES WITH ANY UNIT AT ANY PRICE

- **8 MHZ FREQUENCY COVERAGE, INCLUDING CAP/MARS BUILT IN:** Receive and transmit 142,000 to 149,995 MHz in selectable steps of 5 or 10 kHz. **COMPARE!**
- **SIZE:** Unbelievable! Only 6 3/4" by 2 1/2" by 9 3/4". **COMPARE!**
- **MICROCOMPUTER CONTROL:** All frequency control is carried out by a microcomputer.
- **MUSICAL TONE ACCOMPANIES KEYBOARD ENTRIES:** When a key is pressed, a brief musical tone indicates positive entry into the microcomputer. **COMPARE!**
- **PUSHBUTTON FREQUENCY CONTROL FROM MICROPHONE OR PANEL:** Frequency is selected by buttons on the front panel or microphone.
- **8 CHANNEL MEMORY:** Each memory channel is reprogrammable and stores the frequency and offset. Memory is backed up by a NICAD battery when power is removed.
- **INSTANT MEMORY 1 RECALL:** By pressing a button on the microphone or front panel, memory channel 1 may be accessed immediately.
- **MEMORY SCAN:** Memory channels may be continuously scanned for quick location of a busy or vacant frequency.
- **PROGRAMMABLE BAND SCAN:** Any section of the band may be scanned in steps of 5 or 10 kHz. Scan limits are easily reprogrammed.
- **DISCRIMINATOR SCAN CONTROL (AZDEN EXCLUSIVE PATENT):** The scanner stops by sensing the channel center, so the unit always lands on the correct frequency. **COMPARE** this with other units that claim to scan in 5-KHz steps!
- **THREE SCAN MODES WITH AUTO RESUME:** "Sampling" mode pauses at busy channels, then resumes. "Busy mode stops at a busy channel, then resumes shortly after frequency clears. "Vacant" mode stops at a vacant channel and resumes when signal appears. If desired, auto resume may be prevented by pressing one button. **COMPARE!**
- **REMOVABLE HEAD:** The control head may be located as much as 15 feet away from the main unit using the optional connecting cable. **COMPARE!**

- **PL TONE OSCILLATOR BUILT IN:** Frequency is adjustable to access PL repeaters.
- **MICROPHONE VOLUME/FREQ. CONTROL:** Both functions may be adjusted from either the microphone or front panel.
- **NON-STANDARD OFFSETS:** Three accessory offsets can be obtained for CAP/MARS or unusual repeater splits. CAP and Air Force MARS splits are **BUILT IN!** **COMPARE!**
- **25 WATTS OUTPUT:** Also 5 watts low power to conserve batteries in portable use.
- **GREEN FREQUENCY DISPLAY:** Frequency numerals are green LEDs for superior visibility.
- **RECEIVER OFFSET:** A channel lock switch allows monitoring of the repeater input frequency. **COMPARE!**
- **SUPERIOR RECEIVER:** Sensitivity is better than 0.28 uV for 20-dB quieting and 0.19 uV for 12-dB SINAD. The squelch sensitivity is superb, requiring less than 0.1 uV to open. The receiver audio circuits are designed for maximum intelligibility and fidelity. **COMPARE!**
- **ILLUMINATED KEYBOARD:** Keyboard backlighting allows it to be seen at night.
- **TRUE FM, NOT PHASE MODULATION:** Transmitted audio quality is optimized by the same high standard of design and construction as is found in the receiver. The microphone amplifier and compression circuits offer intelligibility second to none.
- **OTHER FEATURES:** Dynamic microphone, built-in speaker, mobile mounting bracket, external remote speaker jack (head and radio) and much, much more. All cords, plugs, fuses, microphone hanger etc. included. Weight: 6 lbs.
- **ACCESSORIES:** CS-ECK 15-foot remote cable. CS-6R 6-amp ac power supply. CS-AS remote speaker. CS-TTK touchtone® microphone kit (wired and tested).

**AMATEUR-WHOLESALE ELECTRONICS** ORDER NOW TOLL FREE

3817 S.W. 129th Terrace, Miami, Florida 33176  
Telephone (305) 233-3631 • Telex: 80-3356  
HOURS: 9 - 5 Monday thru Friday  
U.S. DISTRIBUTOR • DEALER INQUIRIES INVITED



# 800-327-3102

CREDIT CARD HOLDERS MAY USE OUR TOLL FREE ORDERING NUMBER.



this article is actually the seventh in the series, each one being an improved version of the former one. This one consists of two stages of rf amplification, one varactor-tuned oscillator, and one i-f amplifier. Also incorporated is a double-balanced mixer (more about this later!).

If you are not in the market for a complete converter, you might be interested in just copying the rf sections. Or, you might like to use the i-f (channel) amplifier separately between your own converter and boob tube for another 6 dB of gain. You also could use the oscillator as a self-contained unit to be used as an independent UHF signal source.

I will now describe each section individually so that you can take out whatever section you might be interested in. Later on in this article we will put it all together and make a complete, tunable, high-gain ATV converter.

### The Rf Section

As I said earlier in this article, you can find the theory on this two-stage preamp in the 1971 and older *Handbooks*. Although we now use stripline, it seems to work basically the same way. In some earlier attempts, I used feed-through capacitors and even used separators between stages, as well as carefully-selected bias resistors. Even though I had the thing working, I didn't want to press my luck at that stage and try anything more radically different than what I had already done with the tuned-line (tubing)-to-stripline conversion. In more advanced models, we got rid of the feedthroughs (too expensive) and separators and even tried a whole range of replacement transistors. We finally settled on what we've got now; it seems to

be the best, cheapest, and easiest way to go.

The rf amplifiers could be used as a one- or two-stage preamp. Both PCB layouts are provided so that you can take your pick. The one-stage job was carefully evaluated by Ralph W2RPO, using professional equipment. The test results indicated a 15.3-dB gain at 440 MHz, with a bandwidth of roughly 20 MHz between 3-dB points. Noise figure was not measured but is assumed to be close to the 1.7-dB mark, as the manufacturer of the MRF901 states. Even with the best modern TV UHF converters, a one-stage preamp like this one should make quite an improvement, at least another P unit, as we ATVers call it—maybe even two P units.

The two-stage preamp

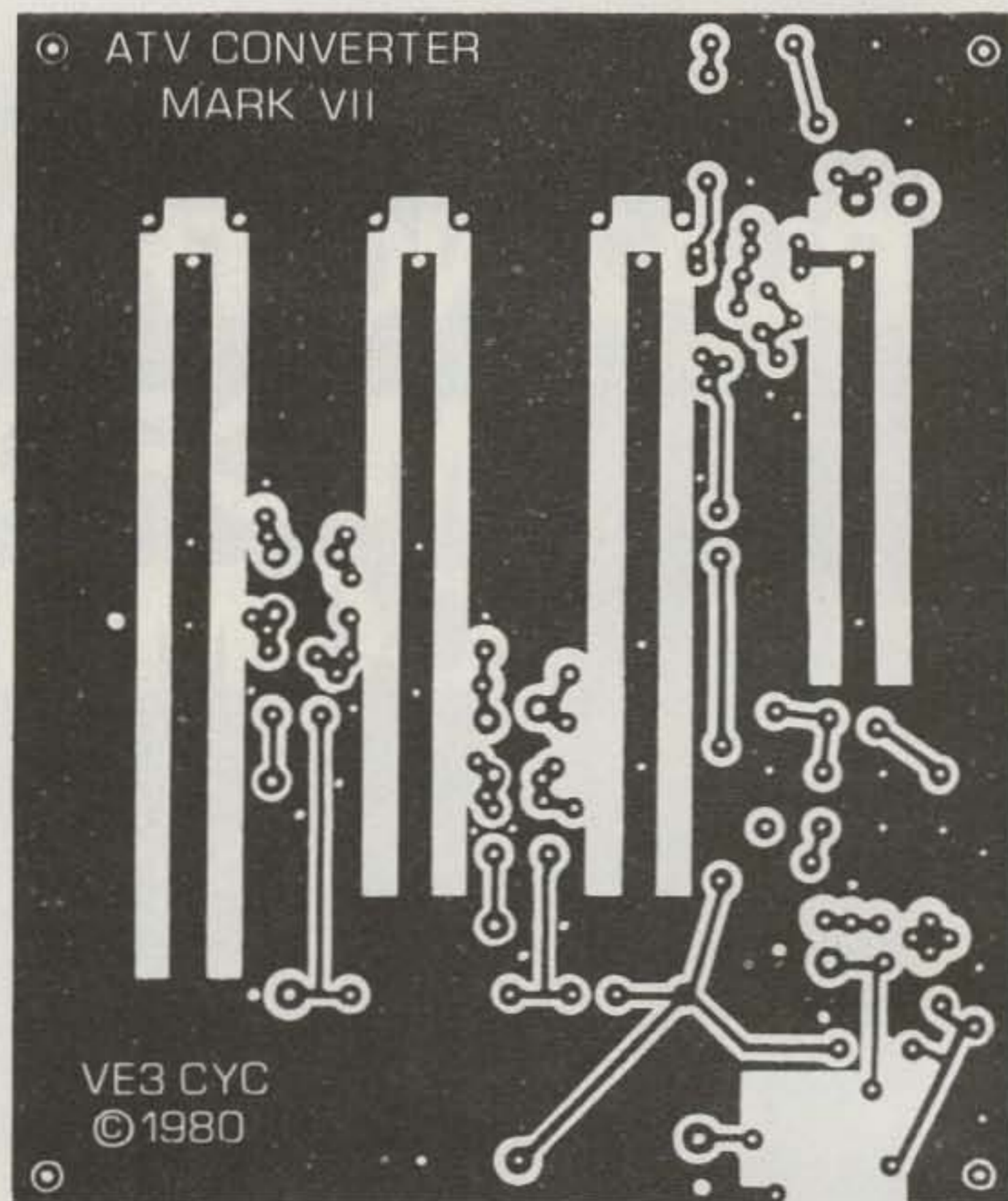


Fig. 7. ATV converter PCB layout.

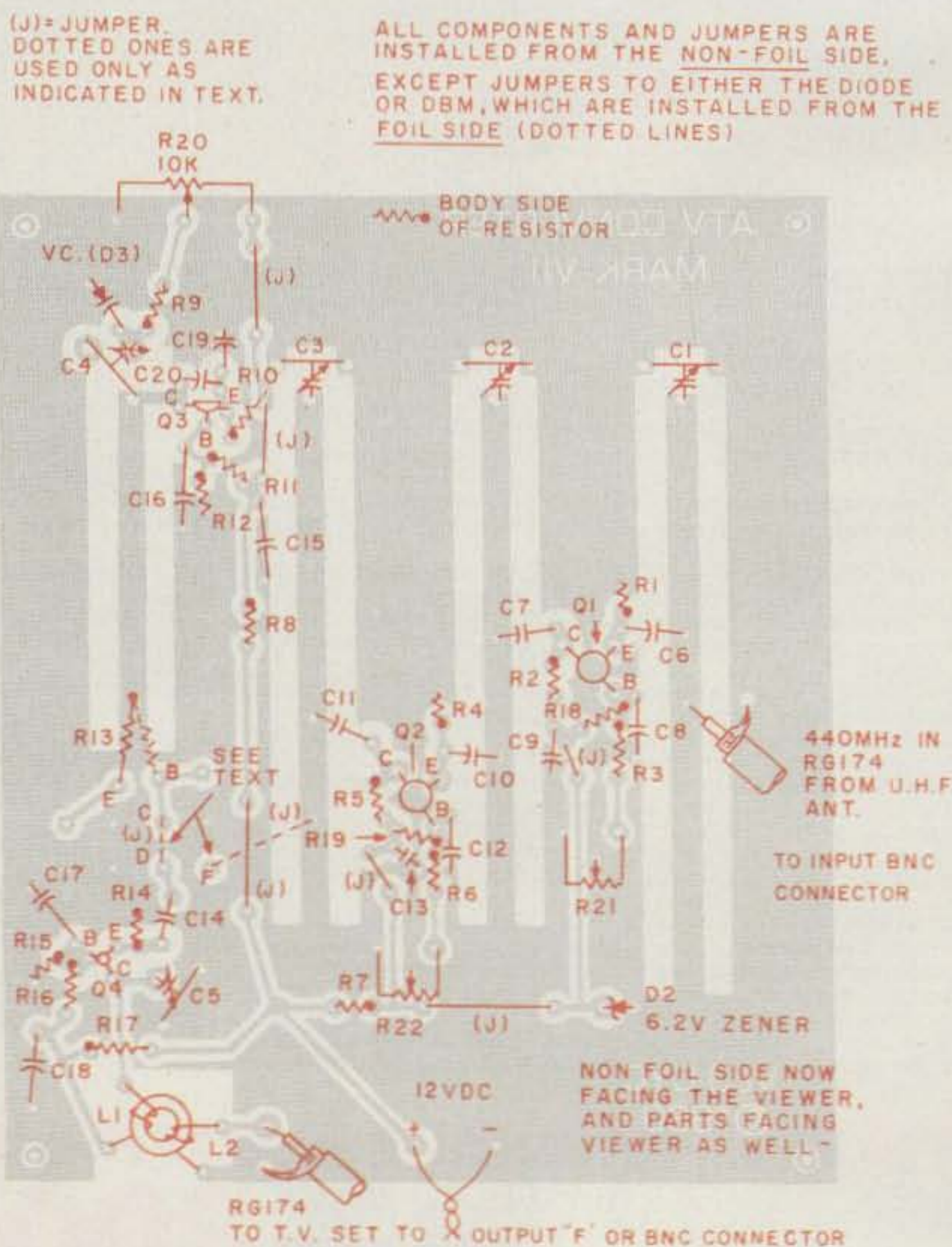


Fig. 8. ATV converter component location.



**The right design — for all the right reasons.** In setting forth design parameters for ARGOSY, Ten-Tec engineers pursued the goal of giving amateurs a rig with the right features at a price that stops the amateur radio price spiral.

The result is a unique new transceiver with selectable power levels (convertible from 10 watts to 100 watts at the flick of a switch), a rig with the right bands (80 through 10 meters including the new 30 meter band), a rig with the right operational features plus the right options, and the right price for today's economy—just \$549.

**Low power or high power,** ARGOSY has it. Now you can enjoy the sport and challenge of QRPp operating, and, when you need it, the power to stand up to the crowds in QRM and poor band conditions. Just flip a switch to move from true QRPp power with the correct bias voltages to a full 100 watt input.

**New analog readout design.** Fast, easy, reliable, and efficient. The modern new readout on the ARGOSY is a mechanical design that instantly gives you all significant figures of any frequency. Right down to five figures ( $\pm 2$  kHz). The band switch indicates the first two figures (MHz), the linear scale with lighted red bar-pointer indicates the third figure (hundreds) and the tuning knob skirt gives you the fourth and fifth figures (tens and units). Easy. And efficient—so battery operation is easily achieved.

**The right receiver features.** **Sensitivity** of 0.3  $\mu$ V for 10 dB S+N/N. **Selectivity:** the standard 4-pole crystal filter has 2.5 kHz bandwidth and a 2.7:1 shape factor at 6/50 dB.

Other cw and ssb filters are available as options, see below. I-f frequency is 9 MHz, i-f rejection 60 dB. **Offset tuning** is  $\pm 3$  kHz with a detent zero position in the center. **Built-in notch filter** has a better than 50 dB rejection notch, tunable from 200 Hz to 3.5 kHz. An optional noise blanker of

utes on all bands. **3-function meter** shows forward peak power on transmit, SWR, and received signal strength. **PTT** on ssb, **full break-in** on cw. PIN diode antenna switch. **Built-in cw sidetone** with variable pitch and volume. **ALC control** on "high" power only where needed, with LED indicator.

**Automatic** normal sideband selection plus reverse. **Normal 12-14V dc** operation plus ac operation with optional power supply.

**The right styling, the right size.** Easy-to-use controls, fast-action push buttons, all located on raised front panel sections. New meter with lighted, easy-to-read scales. Rigid steel chassis, molded front panel with matching aluminum top, bottom and back.


Stainless steel tilt-up bail. And it's only 4" high by 9½" wide by 12" deep (bail not extended) to go anywhere, fit anywhere at home, in the field, car, plane or boat.

**The right accessories**—all front-panel switchable. Model 220 2.4 kHz 8-pole ssb filter \$55; Model 218 1.8 kHz 8 pole ssb filter \$55; Model 217 500 Hz cw filter \$55; Model 219 250

Hz cw filter \$55; Model 224 Audio cw filter \$34; Model 223 Noise blanker \$34; Model 226 internal Calibrator \$39; Model 1125 Dc circuit breaker \$15; Model 225 117/230V ac power supply \$129; Model 222 mobile mount, \$25; Model 1126 linear switching kit, \$15.

**Model 525 ARGOSY — \$549.** Make the right choice, ARGOSY—for the right reasons *and* low price. See your TEN-TEC dealer or write.

## Here's a Concept You Haven't Seen In Amateur Radio For A Long Time— Low Price.



## New TEN-TEC Argosy \$549

the i-f type has 50 dB blanking range. **Built-in speaker** is powered by low-distortion audio (less than 2% THD)

**The right transmitter features.** **Frequency coverage** from 80 through 10 meters, including the new 30 meter band, in nine 500 kHz segments (four segments for 10 meters), with approximately 40 kHz VFO overrun on each band edge. **Convertible power:** 100 or 10 watts input with 100% duty cycle for up to 20 min-

**TEN-TEC, INC.**  
SEVIERVILLE, TENNESSEE 37862






Photo C. Foil side view of converter with input, output, power, and frequency control connections.

will give about 40 to 50% more gain over the one-stage preamp. Therefore, you will have to decide whether it is worth the effort—it will make a day vs. night difference on those old tube-type converters like they used to have years ago—I can vouch for that.

I have dropped the 12 V down to about 6.2 V, which improves stability and

keeps the noise figure down. You might try a higher voltage for more gain if you wish by changing the zener and dropping resistor values, but it will be trickier to tune up, especially when you live in intermod alley.

### The Oscillator

It is not easy to make an oscillator work well with

direct output in the 70-cm band. I had tried several schemes until I found this one. It originally had been developed by Tom O'Hara W6ORG, and it's used extensively in Tom's own products (PC Electronics). I have received Tom's permission to use his oscillator in this article.

Besides the change to stripline, I also changed a few values of parts, mainly to be more adaptable to other transistors (he uses the MPSH81) but also to keep the whole thing from radiating too much and getting into my scanner, etc. The two silver-mica capacitors, C19 and C20, are not always necessary with some transistors; the Sylvania ECG106 does a good job without them. These capacitors will lower the tuned frequency, and as a rule, the higher the value, the easier the oscillator starts and the less it drifts (try to keep the ratio about 1:3). If you've ever worked with regenerative UHF receivers, you might recognize the principles of this oscillator.

To preset the oscillator, it is best to set the 10k frequency control at mid range, clip a lead from a frequency counter to the output end of the 47-Ohm resistor (R13) and ground, and tune trimmer C4 to read 372 MHz for a 439.25-MHz video frequency in your area, providing your TV channel input would be channel 4. If you choose channel 3, your oscillator should be set at 378 MHz, and for channel 5 it should be 362 MHz, etc.

The carrier frequencies of channels 2, 3, 4, 5, and 6 are 55.25, 61.25, 67.25, 77.25, and 83.25 MHz, respectively. The sum of your chosen channel frequency and the oscillator frequency should be 439.25 MHz in this case, and correspondingly different for other ATV frequencies. If you don't have a frequency counter, you could use your TV set tuned to channel 59 or 60 and look for the second harmonic. The 1k resistor (R8) might have to be lowered if the oscillator fails to start.

I have tried several types of low-power PNP silicon UHF transistors, and most of them oscillate readily in this circuit. However, some have a tendency to drift more than others. The drift is not objectionable though, as it has to drift at least a few MHz to affect the video, which is seldom the case.

### The I-f Amplifier

The main reason for the amplifier was to overcome the conversion losses in the double-balanced or the diode mixers, which is about 6 to 7 dB. The T37-2 toroid seems to be a better match than a T37-10 or T37-12 which I also have tried. The tuning is smoother and the tendency to oscillate has disappeared. The wire size is not critical; I have used #24 to #30 wire with equal results.




Fig. 9. UHF oscillator board PCB layout.

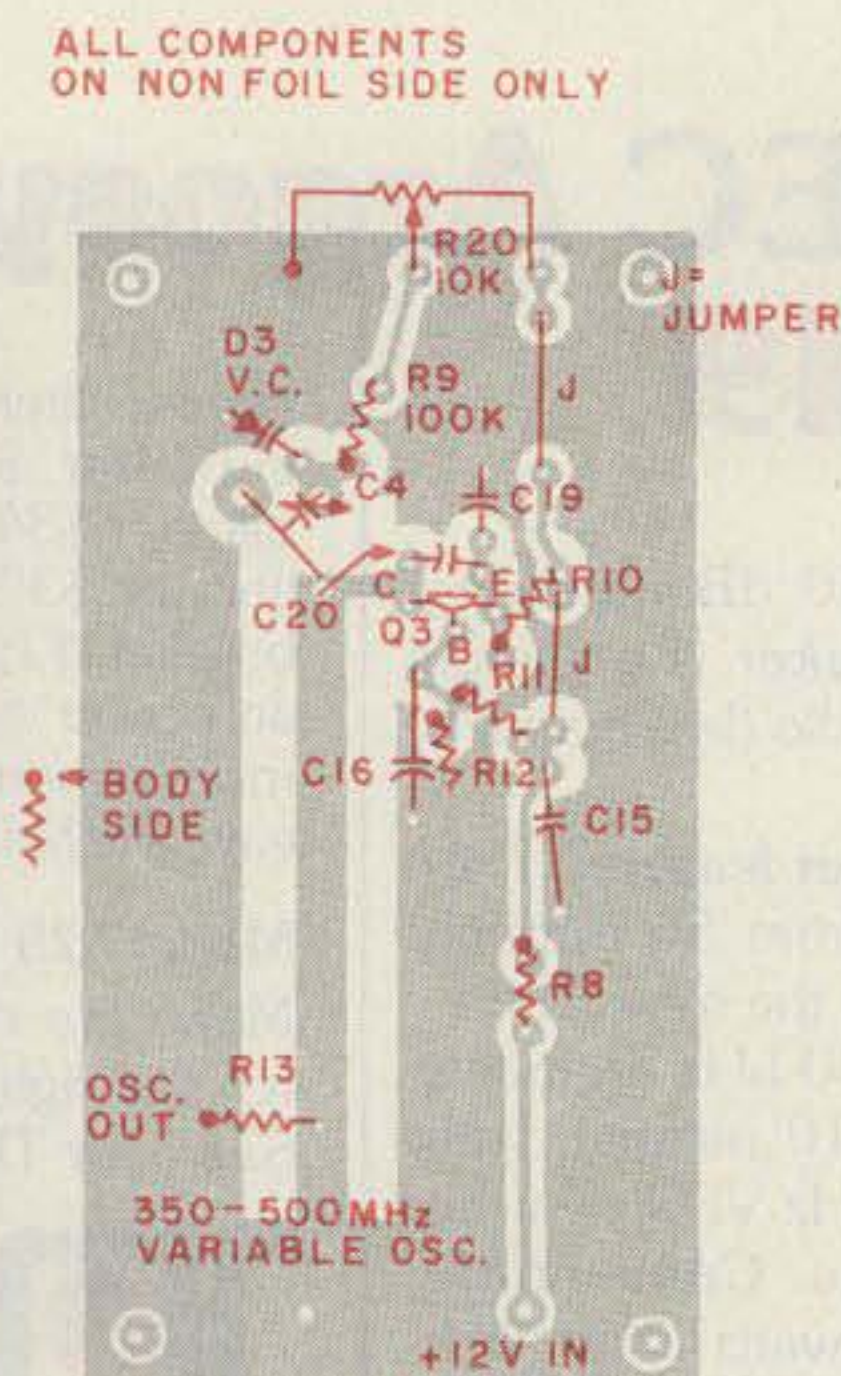



Fig. 10. UHF oscillator board component location.





# Future Technology Today

**NEW** **DK200/DK210**  
Electronic Keyers



CW is both communication and art. Sharpen your "fist" with Daiwa precision!

**DK210**—L.E.D. Speedmeter; Reads speed to 50 WPM • Iambic operation with squeeze key • Automatic, semi automatic, or tune modes • Dot-dash memory • Solid state keying • **Weight Control:** Adjusts dot-dash space ratio • **Dimensions:** 150W x 62H x 150D m/m • Rugged, all metal cabinet

**DK200**—Same as DK210 without L.E.D. speed-meter

**NEW** **AF606K/AF406K**  
All Mode Active Filters



Luxurious selectivity at an affordable price!

**AF606K**—Innovative PLL Tone Decoder circuitry locks onto the CW signal and reproduces it with incredible clarity • **Variable Notch Frequency:** 300-3000Hz • **CW Pass Band:** 140Hz, 110Hz, & 80Hz • Lowpass and Highpass filtering for excellent SSB reception • Built-in speaker • **Dimensions:** 150W x 62H x 150D m/m

**AK406K**—Same as AF606K without PLL Tone Decoder • **CW Pass Band:** 170Hz, 140Hz, 110Hz, 80Hz

**NEW** **LA2030**  
2 Meter Power Amplifier



Be Heard! Give your hand-held the boost it needs!

**LA2030**—Selectable power output: Low (15 watts) or High (30 watts) (all models) • **Power Input:** 150mW - 300 mW (LA2030A); 300mW - 600mW (LA2030B); 1.5 - 2.5 watts (LA2030C). Choose the model that's right for you • Fast acting protection circuitry • RF level indicator • BNC input, SO-239 output • **Compact size:** 90W x 42H x 121D m/m

**CNA2002**  
Automatic Antenna Tuner



State-of-the-art automatic antenna matching in under 45 seconds.

**CNA2002**—Frequency range: Amateur bands 3.5 - 30MHz, including new WARC bands • **Power Rating:** SSB-2.5 kW PEP, CW-1 kW (50% duty), AM-500 watts, SSTV, RTTY-500 watts (10 minutes) • **Dummy Load:** 50 watts continuous (100 watts/1 minute) installed • Two antenna outputs for unbalanced lines • **Dimensions:** 225W x 90H x 275D m/m

**CNW518/CNW418**  
Manual Antenna Tuners



Maximize station performance with high quality Daiwa tuners.

**CNW518**—Frequency range: Amateur bands 3.5 - 30 MHz, including new WARC bands • **Power Rating:** SSB-2.5 kW PEP, CW-1 kW (50% duty) • Two antenna outputs for unbalanced lines • **Dimensions:** 225W x 90H x 275D m/m

**CNW418** (not shown)—Same specifications as CNW518 except: **Power Rating:** SSB-500 watts PEP, CW-200 watts • **Dimensions:** 225W x 90H x 245D m/m

**CN520/CN540/CN550**  
Cross Needle Meters



Daiwa cross-needle convenience in a compact case! Get SWR and Power readings in a single glance.

**CN520**—Frequency: 1.8 - 60 MHz • **Power rating:** 2 kW max. • **Sensitivity:** 40 watts minimum • **Accuracy:** ±10% at full scale • **Dimensions:** 72W x 72H x 95D m/m

**CN540**—Frequency: 50 - 150 MHz • **Power rating:** 200 watts max. • **Sensitivity:** 4 watts minimum • **Accuracy:** Same as CN520 • **Dimensions:** Same as CN520

**CN550**—Frequency: 144 - 250 MHz • **Power ratings:** 200 watts max. • **Sensitivity:** 4 watts minimum • **Accuracy:** Same as CN520 • **Dimensions:** Same as CN520



858 E. Congress Park Dr., Centerville, Ohio 45449, Phone: 1-513-434-0031  
Exclusive U.S. Agents for these DAIWA products. Dealer inquiry invited.

WRITE OR CALL FOR MORE INFORMATION AND THE LOCATION OF YOUR NEAREST AUTHORIZED DEALER



# DAIWA

## AMATEUR RADIO INNOVATIONS



This amplifier can be tuned up by hooking it to your TV set's unbalanced input (75-Ohm). On some older sets, you might have to go past the balun directly to the VHF tuner input. Apply power, clip a piece of wire to C14, and tune for the best picture on the channel of your choice or the next one, if the channel is blank. That completes the tuning.

### The Mixer

When I started writing this article, the only mixer worth considering, in my opinion, was a double-balanced mixer (see *The Radio Amateur's Handbook* for details). The one I selected was the MCL-SBL-1 (see Fig. 2) for no other reason than availability. There is no question about it. They do a fine job in this circuit. But in small quantities they are rather expensive.

So, just for you cheap-skates out there like myself, I included a makeshift mixer, which consists of two parts: a home-wound rf choke and a small-signal diode. How cheap can you get?

Despite its simplicity, this cheap mixer works very well. The conversion losses seem at least equal to if not less than the double-balanced mixer, but it is slightly more prone to intermod (at least when you live within a mile of FM and TV stations as I do). Nevertheless, it is a good substitute until you can get a double-balanced mixer—or you could use it permanently.

### Construction and Tune-Up

The printed circuit boards are made of single-sided G10, 1 oz. copper-clad laminate. After you have obtained your board, either through your own efforts or otherwise, it is best to make sure that all parts




Fig. 11. One-stage preamp board PCB layout.

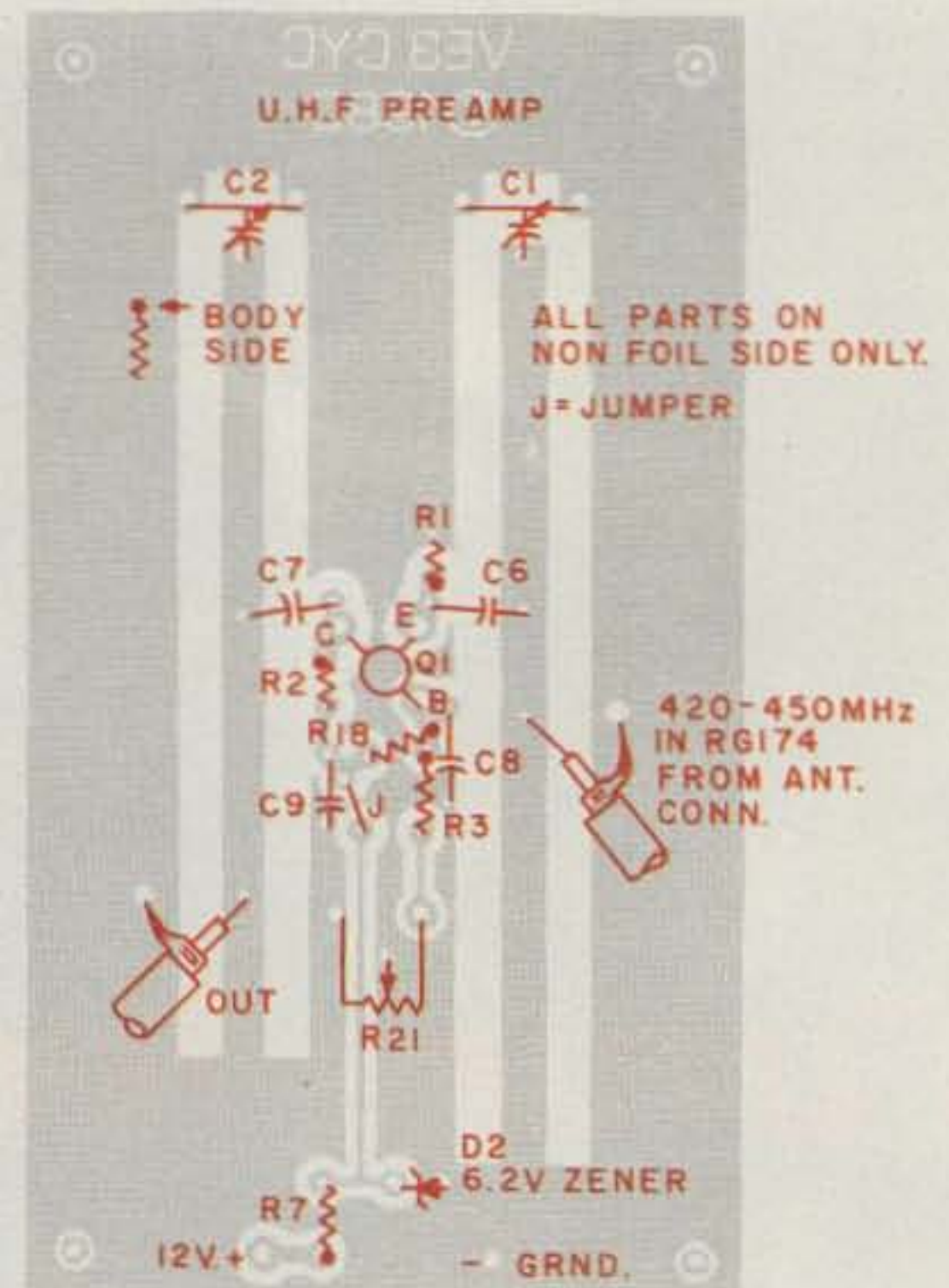


Fig. 12. One-stage preamp board component location.

have the proper hole sizes (i.e., #62—resistors and capacitors; #60—MRF901 transistors; #56—trimmer capacitors; 1/16"—coax braiding, etc.).

Place all trimmer capacitors and trimmer resistors in their respective positions. Some of these parts might not line up right

away; you might have to bend the pins to fit them. These parts must be flush with the board before soldering.

Next, I would suggest that you install all the jumper wires. (Refer to the component location figures for positioning of all parts and jumpers.) Install all

capacitors, chipping off excess material around the leads as may be required to place them flush with the board. Then install the resistors, leaving the 12-V side of R7 and R8 detached. Make sure that these are flush as well, as shown in the photos. Always install them with their bodies




Fig. 13. Two-stage preamp board PCB layout.

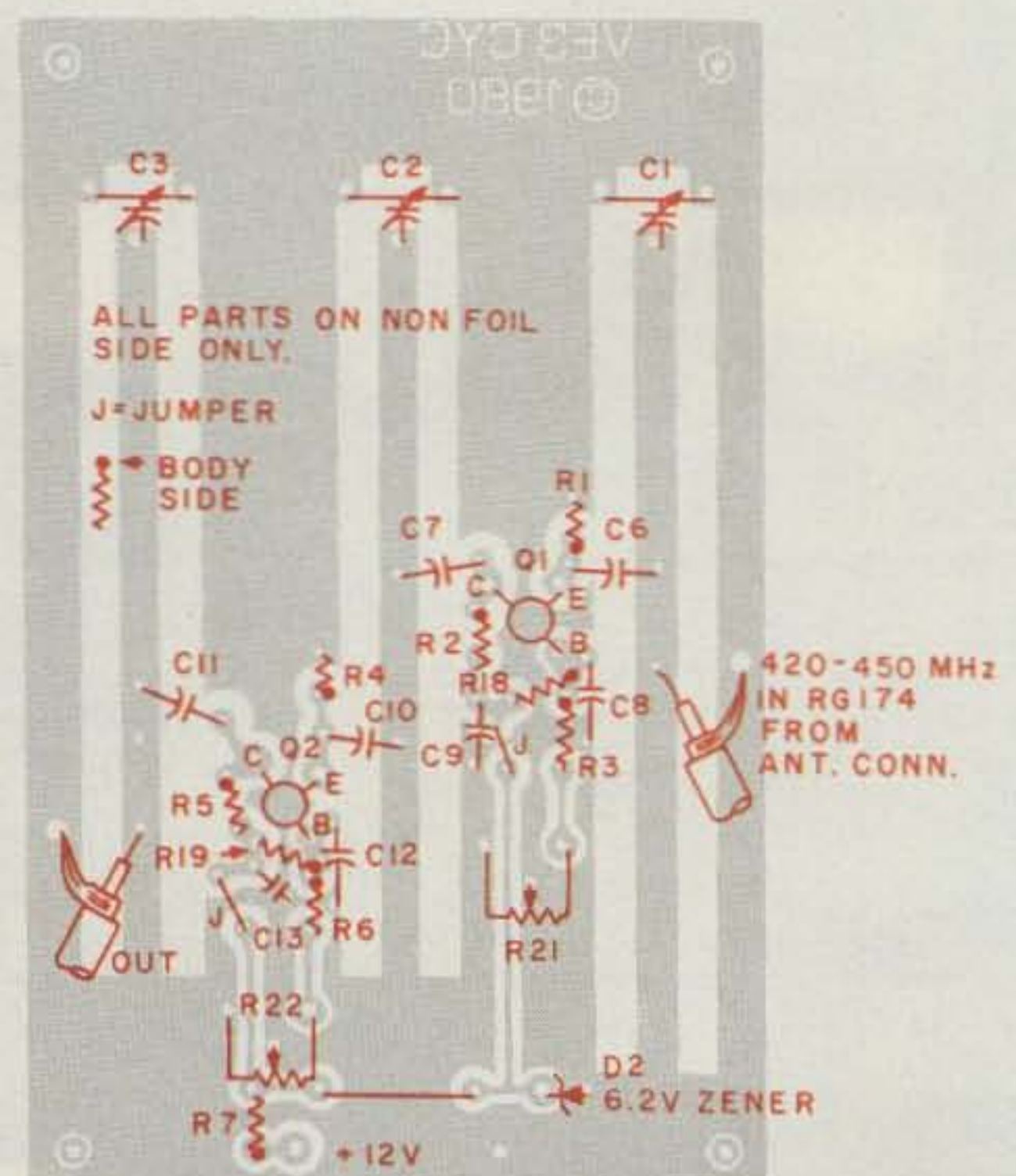


Fig. 14. Two-stage preamp board component location.



# KDK MAKES 2 METER FM SIMPLE AND EASY!



KDK INTRODUCES A NEW GENERATION OF 2 METER FM RADIOS.

The sparkling 2025A MKII is loaded with new features! East of operation is the design concept at KDK.



**SPECIAL!**

**WINTER SALE! \$299**

**Includes:**

**Touch Tone® Mike (Ready to Use)  
ORDER NOW DIRECT**



● Features such as ten channel memory in two banks of five each, a solid 25 watts of power, full MARS and CAP coverage from 143,000 Mhz to 148.995 Mhz, plus built in memory retention for up to one year . . . and much, much more makes this the radio of the year. If you have been waiting to move up to a new model, or have wished for a radio with "everything" . . . KDK has it!

● The ten channel memory is easily addressable and you have two banks of five channels each. You can even use both banks at once for odd splits.

● Standard 600 hz shift up or down. Band scan or memory scan. Memory scan is easy. There is also band scan with upper and lower limits you can choose yourself!

● Built in nicads for the memory retention which has drain in nano-amps, not milli-amps. The internal battery will hold the memory for up to one year! No other radio offers you this feature.

● Fast and easy dialing. Full solid state dialing and you can choose from the front panel either a fast or slow dial rate.

● No relays are used, only solid state switching. This eliminates a trouble spot many radios encounter.

● KDK has also eliminated another trouble spot by completely hand wiring each radio. No internal plugs to become intermittent and no wire wraps either, just good solid wiring.

● KDK gives you one of the hottest receivers you can find. By using UHF (not VHF) dual gate MOS-FETs with electronic auto tuning for the RF amplifier and the first mixer, you have a combination of ultra sensitivity and maximum quietness.

● The audio output stage in the 2025A Mk II uses an integrated circuit which has internal protection against over-voltage and shorted output conditions. Plus it is a high audio output chip – just what you need in a noisy mobile situation.

● The transmitter uses direct VCO varicap modulation for true FM. Your transmitted audio sounds as it should; crisp, clear and natural.

● The power output stage of the 2025A Mk II will not break down even with an infinite VSWR load, and uses heavy duty solid state antenna switching with a four stage low pass filter. All this gives you an exceptionally clean, spur free output.

● KDK has included an adjustable sub audible tone circuit which can also be used for CTCSS or tone burst on transmit. Again, more features!

● Size is 2 7/10" high – 7 1/8" wide – 9 1/2" deep.

● You can switch from 25 watts to 3 watts low power.

● And, of course, the DC cable is included along with the microphone and mobile mounting bracket.



**ORDER NOW DIRECT**

**CALL TOLL FREE**

**800-251-4141**

This number for **ORDERS ONLY!**

Mail Order – COD – Bank Cards



**HOURS – 9:00 - 5:00 CST Monday - Saturday**

Phone (615) 865-7949

Telex 80-8327

**Write for brochure – Dealer inquiries invited!**

Warranty information available at your dealer

Company reserves the right to change specifications without notice.

**Exclusive US Distributor – Dealers Welcome!**

**ORDER DIRECT**

OR AT YOUR DEALER!

Distributed by:



**KDK DISTRIBUTING CO., INC.**

617 SOUTH GALLATIN ROAD – MADISON, TN 37115

Phone (615) 865-7949






Photo D. Completed preamps in metal enclosures.

toward the rf side and leads toward the ground side.

Now install the transistors and diodes. Observe proper pin connections on the transistors and polarity on the diodes. Use a small soldering iron on this job and don't apply too much heat, as the copper foil may come loose. Never use a soldering gun on this kind of work—it might kill your transistors.

Install the remaining parts (toroid coil, rf choke, double-balanced mixer), then the power leads, three wires to the tuning potentiometer, R20, and the input and output cables from the board to the connectors. Make sure that the inner leads of each RG-174 cable to the board are as short as physically possible. A neat way would be to fish the inner lead with a pointed object through the side of the braided shield. About 3/8" from the end, roll the braided material to a smaller size between your finger tips, and solder in the ground hole as indicated in Fig. 3.

Normally, I would have included a couple of 1N914s back-to-back across

the input for protection, but I skipped the idea, since it would just give you a false sense of security. Besides losing a little gain, I found it to be very ineffective when it comes to rf overload protection.

I have blown away a small fortune on replacement transistors in the process, despite the presence of the diodes. They even blew without any battery power hooked up every time I switched my 100-W linear on.

After throwing away my home-brew antenna relay (made from a conventional relay) and replacing it with a proper coaxial relay, my problems were solved. At this frequency, you only need a few pFs of stray capacitance between the relay parts to pass enough energy to knock that front-end transistor from here to the moon and further while the diodes just sit there laughin' at you. It doesn't seem to bother them.

Depending on whether you go for the double-balanced mixer (DBM) or the diode mixer, you will have to make some minor

changes accordingly. Referring to Fig. 4(a), if you use the DBM, you will have to join C and D, hook R13 to E, and join G to F with a jumper wire as shown. Referring to Fig. 4(b), when using the diode mixer, join G and A with the mixer diode, D1, keeping the positive (banded) side on G, and hook R13 to B—that's all. Make sure to install the DBM from the component side of the board, and solder all 8 pins to the appropriate traces and ground connections. Note: To prevent C14 from accidentally shorting against the DBM, it might help to keep some clearance between the mixer module and the circuit board (about 1/16" will do).

I have used several types of diodes (silicon and germanium) and most of them seem to work quite well. A 1N82 UHF diode I tried seems to be a good choice. Hot-carrier diodes were disappointing in this circuit. You might try different ones yourself as most small-signal diodes work well in the GHz range.

In regard to the independent preamp boards (one or

two stage), they should be installed in a metal box of some kind. I have used die-cast aluminum boxes for this purpose. The boards should be mounted away from the walls of the box as near to the center as possible by using spacers. If the box is small enough, you could possibly solder it right onto the BNC connectors as I did (see Fig. 5 and Photo D). Use a 0.001- $\mu$ F feedthrough capacitor to feed 12 V in.

### Preamp or Converter Alignment Procedure

While I explained the alignment of the oscillator and i-f amplifier earlier in this article, I will now proceed with explaining how to align the preamps and also the complete converter assembly:

- 1) Connect output to TV set, tune in your favorite i-f channel, and clip a length of wire to C14. Apply 12 V (Fig. 6, for example) to supply line and tune C5 for maximum on TV set.
- 2) Set R21, R22, C1, C2, and C3 to mid-range.
- 3) Tune TV to a low UHF channel that has a program on. Connect UHF TV antenna input to C10, R4, or Q2's input by spot-soldering a wire onto one of these spots. Connect a UHF antenna to antenna input on preamp or converter board. Hook a 12-V supply to R7 and ground.
- 4) Peak up C1, C2, and slowly turn R21 counterclockwise until a point of maximum gain is reached. If R21 is turned too far, the stage will break into oscillation; it should be kept just below this point.
- 5) Disconnect wire as installed in step 3, hook UHF TV's antenna to output of 2nd rf amplifier (connecting point to either D1 or SBL1, whichever is applicable), and peak up in the following order: C3, C1, C2, R22, and R21.





# Food for thought.

Our new Universal Tone Encoder lends its versatility to all tastes. The menu includes all CTCSS, as well as Burst Tones, Touch Tones, and Test Tones. No counter or test equipment required to set frequency—just dial it in. While traveling, use it on your Amateur transceiver to access tone operated systems, or in your service van to check out your customers' repeaters; also, as a piece of test equipment to modulate your Service Monitor or signal generator. It can even operate off an internal nine volt battery, and is available for one day delivery, backed by our one year warranty.

- All tones in Group A and Group B are included.
- Output level flat to within 1.5db over entire range selected.
- Separate level adjust pots and output connections for each tone Group.
- Immune to RF
- Powered by 6-30vdc, unregulated at 8 ma.
- Low impedance, low distortion, adjustable sinewave output, 5v peak-to-peak
- Instant start-up.
- Off position for no tone output.
- Reverse polarity protection built-in.

## Group A

67.0 XZ	91.5 ZZ	118.8 2B	156.7 5A
71.9 XA	94.8 ZA	123.0 3Z	162.2 5B
74.4 WA	97.4 ZB	127.3 3A	167.9 6Z
77.0 XB	100.0 1Z	131.8 3B	173.8 6A
79.7 SP	103.5 1A	136.5 4Z	179.9 6B
82.5 YZ	107.2 1B	141.3 4A	186.2 7Z
85.4 YA	110.9 2Z	146.2 4B	192.8 7A
88.5 YB	114.8 2A	151.4 5Z	203.5 M1


- Frequency accuracy,  $\pm .1$  Hz maximum -  $40^{\circ}\text{C}$  to  $+ 85^{\circ}\text{C}$
- Frequencies to 250 Hz available on special order
- Continuous tone

## Group B


TEST-TONES:	TOUCH-TONES:	BURST TONES:
600	697 1209	1600 1850 2150 2400
1000	770 1336	1650 1900 2200 2450
1500	852 1477	1700 1950 2250 2500
2175	941 1633	1750 2000 2300 2550
2805		1800 2100 2350

- Frequency accuracy,  $\pm 1$  Hz maximum -  $40^{\circ}\text{C}$  to  $+ 85^{\circ}\text{C}$
- Tone length approximately 300 ms. May be lengthened, shortened or eliminated by changing value of resistor

Model TE-64 \$79.95

 **COMMUNICATIONS SPECIALISTS**

426 West Taft Avenue, Orange, California 92667  
(800) 854-0547/ California: (714) 998-3021





6) Repeat step 5 a few times until everything tunes smoothly. Be careful to keep R21 and R22 below the oscillating points. By now, you should notice quite an increase in gain on the UHF channel.

7) Tune oscillator as described under "The Oscillator" by applying 12 V to R8.

8) Solder R7 and R8 to 12-V line.

9) Peak up complete converter once more, step-by-step, to a distant ATV signal source.

10) After you close up your box or whatever metal housing you decide to use, you will have to touch up the adjustment a little to allow for detuning caused by the metal shield. If your box is the kind with slots in it, you could reach some trimmers with a narrow tuning tool, and after turning the shield half a turn, do the same with the remaining trimmers. In other cases you might accomplish this feat by using a temporary cover made from a tin can with some holes punched in it.

By now you should be able to pick up ATV stations 40 to 50 miles away, and hand out P4 picture reports, while others wonder how you do it; they only get a P2 picture or nothing at all. If you've got money to burn, you might want to use a \$20 transistor in the front end with a 0.9-dB noise figure, but I wonder if you'll notice much difference.

### Some Afterthoughts

If you run out of range on the 5k trimpots (R21 and R22), you could extend them by using higher values for R3 and R6. This might be necessary with some odd-ball transistors but if you stick with the types I mentioned, you should have no problems. If R3 and R6 prove to be too high, you can lower their values, but don't go below 220 Ohms.

You won't have enough isolation between the trim-pots and the rf-carrying parts of the transistor bases.

If you are interested in a wider range of coverage such as 427-444 MHz, it would be better to stagger-tune the stages a bit—439 MHz on the first rf stage and 434 MHz on the second stage for instance; this also will improve stability.

If you pick up signals that shouldn't be there while your box is closed, you might have to resort to a bandpass filter; there are some good designs in the *Handbook*, etc. I am working on one now that uses stripline techniques similar to the ones in this article. If successful, you might see it some day.

In regard to the varactor diode tuning arrangement, some suitable diodes can be found in surplus varactor TV tuners. Varactor diodes do not change capacitance in a linear response to a varying voltage, so don't expect your tuning arc to be linear with the oscillator frequency. The arrangement used here seems adequate, but you could alter the value of the tuning potentiometer, R20, and add series resistance to make the dial more linear. This, of course, will change with the kind of diode used. For instance, when R20 is 3k instead of 10k and you put a 6.8k resistor in series with the pot's ground leg and ground, your dial will cover about 6 MHz over its total arc (see Fig. 3).

You could make up a second board just for the oscillator to be used as signal sources. By carefully tuning, I managed to go as high as 500 MHz and as low as 350 MHz. When tuned to 439.25 MHz, it acts as a fairly stable low-power signal source ideal for tuning up UHF preamps.

My future plans include the development of a

similar setup as described in this article, but for higher frequencies such as 900 and 1296 MHz. I am also presently working on a UHF TV exciter, intermediate amplifier, and linear amplifier, all solid state and stripline, of course!

I must thank the many Canadian and American ATVers who switched on their TV transmitters

endlessly for long periods of time (which is hard on the tubes and transistors with small heat sinks and no blowers) just for me to tune up and try a newly-made preamp. And for their encouragement for me to write this article. Special thanks in this regard go to: VE3EJV, VE3CJP, VE3EYR, W3POS, W2RPO, and W2PBU. ■

### Parts List for Converter and Preamp Boards:

- C1-4—.6-to-5.5-pF film trimmers (Phillips 010EA 5E) note #1
- C5—22-pF film trimmer (Phillips 010EA 20E)
- C6-14—0.001- $\mu$ F ceramic disc capacitors, 1/4" lead spacing
- C15-18—0.01- $\mu$ F ceramic disc capacitors, 5/16" lead spacing
- C19—5-pF silver mica (NPO) 3/16" lead spacing or axial leads, see note #2
- C20—1.5-pF silver mica (NPO) 3/16" lead spacing or axial leads, see note #2
- R1-8—1.k-Ohm, 1/4 W
- R9—100k, 1/4 W
- R10—470 Ohm, 1/4 W
- R11—27k, 1/4 W
- R12—10k, 1/4 W
- R13—47 Ohm, 1/4 W
- R14—330 Ohm, 1/4 W
- R15,16—2.2k, 1/4 W
- R17—100 Ohm 1/4 W
- R18,19—4.7k, 1/4 W
- R20—10k volume control (linear) Radio Shack #271-1715 or equivalent
- R21,22—5k trimpots, Jim Pak #850P5K (Radio Shack #271-335, 10k, as a possible substitute only; requires one additional hole in board)
- D1\*\* —1N82 or equivalent high-speed, low-power UHF diode, or better
- D2—6.2-V 1 W zener diode (1N4735), Radio Shack #276-561
- D3—Varicap diode  $\pm$  15 pF at 4 V (MV2205, MV2105, CGE-95, or equivalent)
- Q1,2—MRF901 transistors or equivalent NPN silicon UHF types
- Q3—MPSH81, ECG106 or equivalent PNP silicon UHF types
- Q4—2N2222
- Rfc—approximately 0.1 to 0.15  $\mu$ H (Cambion #2960-21-03-00) or wind your own: 10 turns #28 close-wound on 1/8" form or 1/2 W 100k resistor
- Mixer\* —Double-balanced mixer MCL-SBL-1 (made by Mini Circuits Lab, 2625 E. 14th. St., Brooklyn NY 11235; see '78 *Handbook*, page 306 for equivalents)
- L1—5 turns of small gauge hook-up wire or #24 enamel wire on Amidon toroid T37-2
- L2—3 turns same as L1
- Miscellaneous parts: RG-174 coax cable, two BNC connectors, SPST mini toggle switch, LED, knob, hardware to mount board, and cabinet
- \*Only needed when not using diode mixer
- \*\*Only needed when not using double-balanced mixer (SBL-1)
- Note #1: Transcap #24PX005 from Mouser Electronics could be used instead although you have to re-drill some holes. Similarly, Transcap #24PX020 could be substituted for C5.
- Note #2: Plastic-film-type capacitors or even ceramics (NPO types) could be used as substitutes for the more costly silver mica types. Lower values such as 1 pF and 3 pF have also been used successfully.
- All circuit boards, parts, built-up boards, and complete units are available from Spectrum Electronics. For price list and ordering information, write to PO Box 4166 Station D, Hamilton, Ontario, Canada L8V 4L5.



# The Standard for Comparison

## New **AZDEN® PCS-300** 2-M Handheld FM Transceiver



**8 MHZ COVERAGE** • 142 to 149.995 MHz in 5 kHz steps, including CAP and MARS.

**IDEAL SIZE & WEIGHT DISTRIBUTION** • 7.3" high by 2.5" wide by 1.8" deep; 1.4 lbs.

**MICROCOMPUTER CONTROL** • All frequency operations are done by means of a microcomputer keyboard with acquisition tone.

**LCD DISPLAY WITH TIMED LAMP** • Draws almost no current. Lamp times out automatically after 20 seconds.

**16 KEY AUTOPATCH** • Keyboard works as a Touchtone® pad while transmitting.

**PL TONE SWITCH** • Actuates optional subaudible tone module.

**PROGRAMMABLE "ODD SPLITS"** • Transmit and receive on any possible frequency combination. Reset in seconds.

**9 CHANNEL MEMORY WITH SCAN** • Eight addressable channels and one externally accessible up/down channel retain frequency and standard offset. Backup drain is a scant 10 microamps!

**AUTOMATIC INCLUSIVE OR EXCLUSIVE PROGRAMMABLE BAND SCAN** • Limits may be reset in seconds. Scans either inside or outside the limits.

**BUSY AND VACANT SCAN MODES** • Scan for either an occupied or empty frequency.

**KEYBOARD LOCK** • Prevents accidental change of frequency or scan status.

**TRANSMIT LOCK** • Avoids unintentional transmission.

**DIGITAL S/R/F AND MEMORY ADDRESS METER** • Shows relative signal strength on receive, relative power on transmit. Also shows memory address.

**HIGH OR LOW POWER** • 3 watts high, 1 watt low. Low power is continuously adjustable from 0.5 to 3 watts.

**TRUE FM** • Not phase modulation - Unparalleled audio quality.

**AUTOMATIC FRONT END TUNING** • RF stage is varactor tuned for superior sensitivity and selectivity.

**RUGGED COMMERCIAL-GRADE MODULAR CONSTRUCTION**  
The PCS-300 is built to take years of the toughest operating conditions.

**SUPERIOR RECEIVER** • Sensitivity is 0.25  $\mu$ V for 20 dB quieting, 0.2  $\mu$ V for 12 dB SINAD.

**BNC ANTENNA CONNECTOR**

**STANDARD ACCESSORIES** • Heavy duty NICAD battery pack (500 mAh), belt clip, hand strap connector, flexible rubber antenna, earphone, ac charging unit, and special stand for table-top operation.

**OPTIONAL ACCESSORIES** • Deluxe leather case, mobile dc charging cord, external speaker/microphone, and PL tone module.

Shown Actual Size



MANUFACTURER: **AZDEN** JAPAN PIEZO CO., LTD.  
No. 12-17, 1-chome, Kami-Renjaku, Mitaka, Tokyo, Japan, Telex: 781-2822452

EXCLUSIVE DISTRIBUTOR: **AMATEUR-WHOLESALE ELECTRONICS, INC.**  
8817 S.W. 129 Terrace, Miami, Florida 33176 Telephone (305) 233-3631 Telex: 80-3356 Toll-free (800) 327-3102



# Polishing Kenwood's R-1000

## — a gem in the rough

This is not intended to be a product-report type of article. There are a few improvements that can be made to the R-1000 with a little effort and some are mentioned in the advertising literature. I will say that I think the R-1000 is an outstanding receiver that has

excellent stability, sensitivity, and ease of operation. Following are some comments on the suggested changes.

The R-1000 comes supplied with three i-f filters: 12 kHz, 6 kHz, and 2.7 kHz. The advertising literature mentions that the filters

can be switched to use the 6 kHz for AM WIDE and the 2.7-kHz filter for AM NARROW. This is not difficult, as the filters are diode-switched and there are no critical circuits involved. Actually, all filters can be used, as will be shown.

Kenwood goofed on the agc time-constant switching. In fact, both the schematic supplied with the receiver as well as the one in the service manual fail to show the agc switching as it is actually wired. The problem is that the fast agc is used in the SSB mode and the slow agc is used in the AM mode, just the reverse of the way it should be. Further thinking resulted in wanting the agc switched separately from the mode. It is sometimes desirable to switch to fast agc when using an SSB receiver for RTTY.

When using the R-1000 below 2 MHz, I encountered a lot of broadcast signals where they didn't belong. This is due to the fact that a single bandpass filter is used ahead of the rf amplifier for the 200-kHz-to-1-MHz range, and a second one is used for the 1-to-2-MHz range. This allows both harmonics as well as intermod products to be

present. Also, while the 1000-Ohm input is probably better for the random-type wire antenna most likely to be used when tuning this range, it is probably still quite far from what the antenna impedance really is. Now for what to do about these items:

Fig. 1 shows the actual wiring of the switches as traced in my receiver. In the AM mode, 9 volts is switched to the appropriate i-f filter switching diode to activate the appropriate filter. In the SSB mode, the 2.7-kHz filter is turned on via SSB gate diodes, D51,52. The AM detector is selected by the normally-closed contacts on the SSB switches. When either AM switch is depressed, AGA and AGB are connected together, resulting in the longer time constant.

Fig. 2 shows some additional circuitry found in the service manual that did not appear in the schematic supplied with the receiver. In the AMW mode, Q47 is turned on, which grounds the negative end of C158. This extends the low-frequency response for hi-fi quality. (It is possible that the earlier R-1000s did not have this circuit, explaining why it was not in the man-

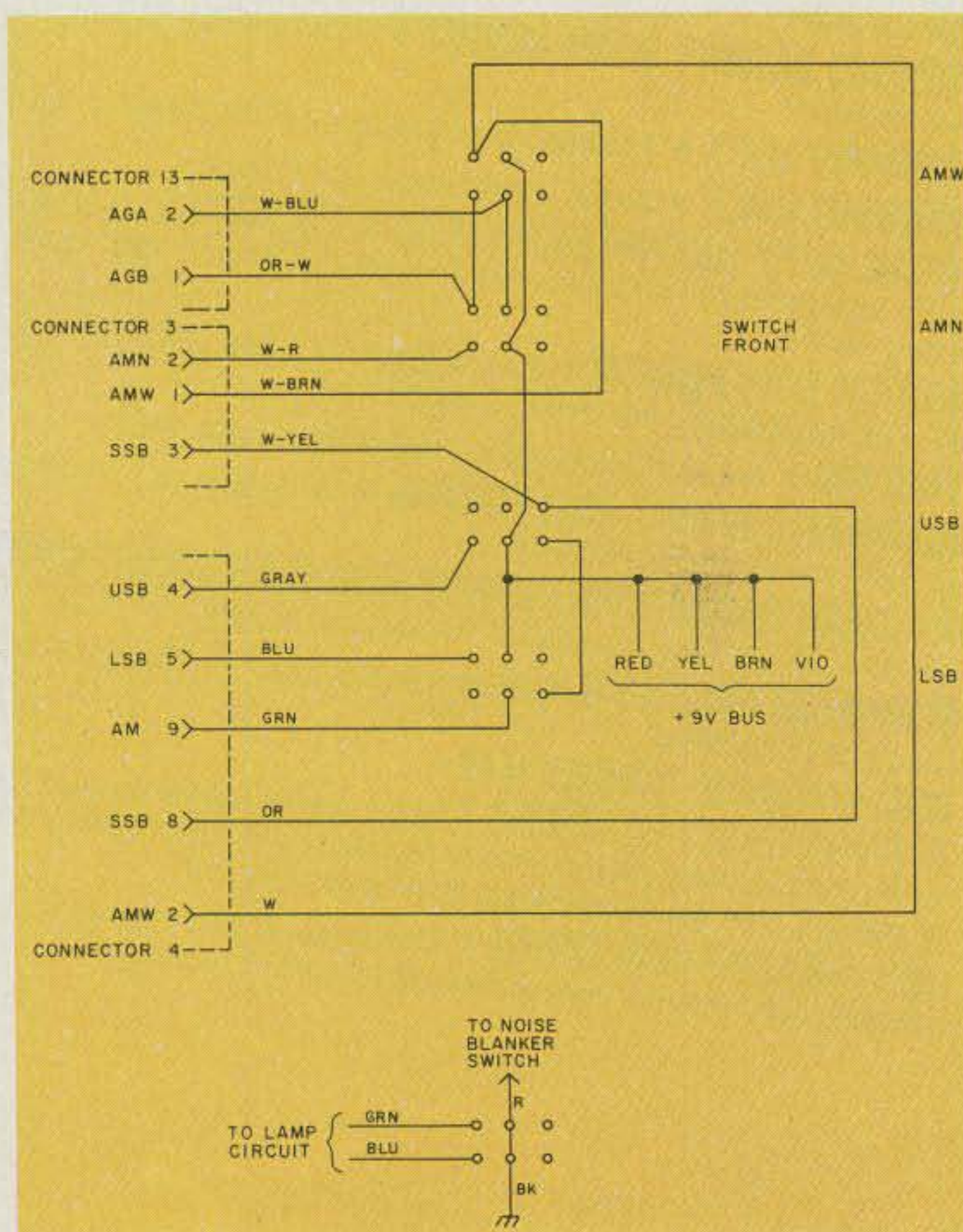


Fig. 1. Original mode switching for the R-1000. Switch at bottom is BRIGHT/DIM display control.



ual. If this is the case, the pin numbers shown for connector 4 may not be as shown in my drawings, but the wire colors are probably the same.)

Some comment on the display is due at this point. I feel that the bright display is too bright. Also, the display and lamps are bound to last longer if operated in the dim mode, especially if you leave the time displayed when not using the receiver. Thus, I decided to use the BRIGHT-DIM switch to switch the agc time constant.

Removing the lamp wires from the switch and taping them up leaves the display in the dim mode. (By the way, you will have to remove the front panel to make the wiring changes. This is done by removing both the top and bottom sections of the receiver case. Then remove the knobs. The bandswitch and tone knobs have hex screws; the others pull off. Remove the two screws holding the analog frequency dial knob. Then the panel screws can be removed. The mode switch is held on the front panel with two screws.)

Fig. 3 shows the change in the switch wiring I made in my R-1000. Rewiring the switches as shown not only allows use of the 2.7-kHz filter on AM, but also allows use of all three filters in both modes. This is possible due to the mechanical construction of the 4-section mode switch. It is possible to release all the buttons by pressing one in only as far as necessary to release one that is latched. It is also possible to have more than one depressed at a time. With all switches released, the receiver is in AM with the 2.7-kHz filter selected. (The 2.7-kHz filter is now switched directly with 9 volts instead of via the SSB gate diodes.) AMW and AMN are the same as be-

fore. When either USB or LSB is depressed, both AM switches are released, resulting in the 2.7-kHz filter being selected. If you desire wider bandwidth in SSB, press either LSB or USB and at the same time press AMN for 6 kHz or AMW for 12 kHz. Pressing another button will release both latched switches.

The AGA and AGB leads are wired to the normally-open contacts of the dimmer switch. Now, fast agc occurs with the switch released and slow when the switch is depressed. The strap across the common terminals is left alone. The red and black wires that go to the center switch terminals are removed and soldered together so the red lead going to the noise blanker switch is still grounded.

It occurred to me that with the 12-kHz filter in the receiver, an FM detector could be added for those who want to listen to the FM activity on the high end of 10 meters. A simple 565 PLL circuit can be added to provide this; however, it would be necessary to add a switch somewhere and also dig into the main circuit board itself to switch the audio.

For those wanting a little better selectivity for RTTY, it is possible to obtain a 1.5-kHz filter from Murata. It will be necessary to remove the main receiver board to change filters (probably best to change the 12-kHz one).

Low-frequency performance of the R-1000 can be improved with an outboard tuner. The tuner can be used with a whip, wire, or coaxially-fed antenna. It will perform impedance transformation from 50 Ohms to 1000 Ohms. A whip or short wire (most any ham antenna used as a single wire looks short at these frequencies) looks like a capacitive load. This type

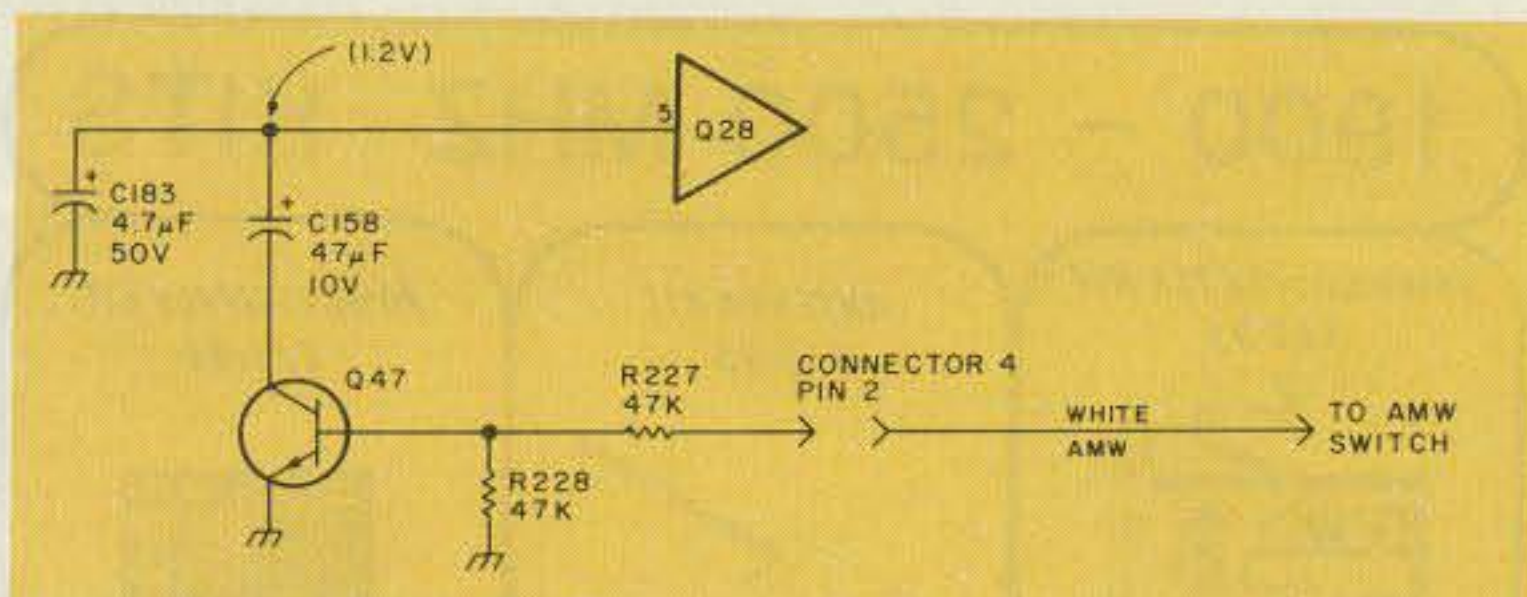


Fig. 2. Additional circuit on Q28 shown in service manual. This extends low-frequency response on AM wide.

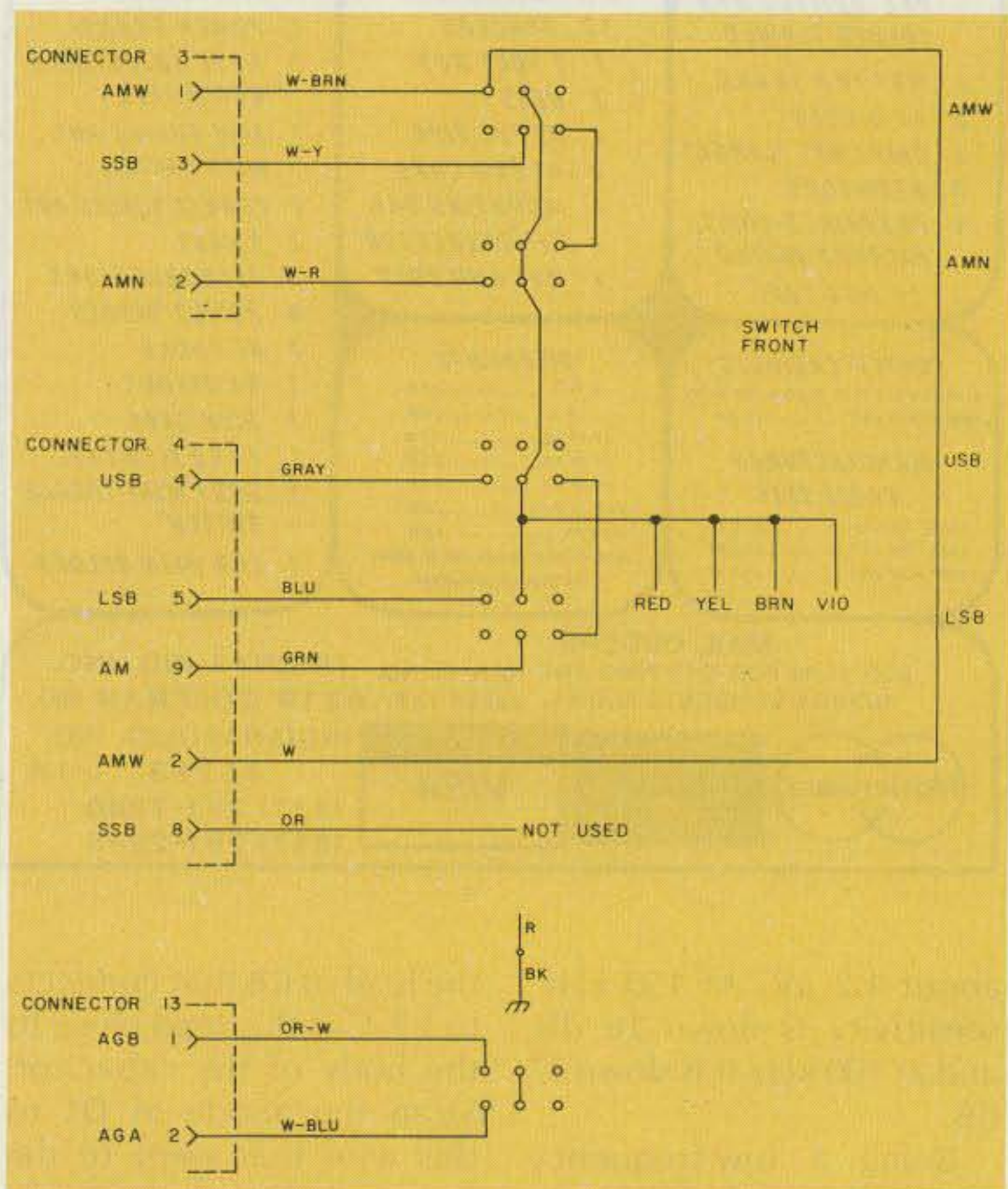


Fig. 3. Modified mode switching to provide fast and slow agc.

of antenna is best connected right to the "high" end of the tuned circuit. Fig. 4 shows a suggested tuner.

While my tuner includes several coils for three frequency ranges, I only show one here. You may wish to use ferrite rods or slug-tuned coils, but the link-winding turns should remain about the same. If your antenna has a high capacity to ground, the

high frequency end will not extend as far as you may wish. This may be cured by adding about 100 to 200 pF in series with the wire antenna input on the higher frequency range. Some values are shown in Table 1.

Going down in frequency, the sensitivity rapidly drops off below 200 kHz. (The specs say 200 kHz is the bottom end of the useful range.) Above this frequency the sensitivity runs

Frequency Range	L1	L2 (turns)	Tap (turns)
1-2 MHz	40 µH	20	5
0.5-1 MHz	150 µH	20	5
200-500 kHz	1 mH	30	6
80-200 kHz	6 mH	40	8

Table 1. Approximate values for R-1000 antenna tuner.

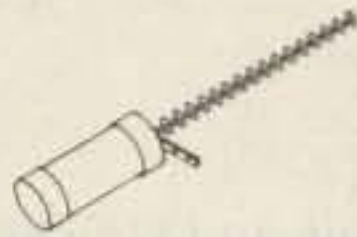


# 1900 - 2500 MHZ KITS

## DOWN CONVERTER KIT \$19.95



## ANTENNA KIT \$19.95



## POWER SUPPLY KIT \$19.95



- 1 P.C. BOARD  
PRE-DRILLED AND  
SOLDER FLOWED
- 3 MRF901 TRANS.
- 2 HP DIODES
- 6 CHIP CAPS "LARGE"
- 8 RESISTORS
- 4 PREPARED COILS,  
FACTORY WOUND
- 1 10 MFD CAP.

- 33 WASHERS
- 32 SPACERS
- 1 3 FOOT ROD
- 2 NUTS
- 1 8" PVC PIPE
- 2 4" END CAPS
- 1 MOUNTING BAR
- 1 "F" CONNECTOR
- 1 NUT AND BOLT

- 1 P.C. BOARD
- 1 POWER TRANSF.
- 1 317L ADJUSTABLE  
REGULATOR
- 1 FINE TUNING POT.  
WITH SWITCH
- 1 COARSE TUNING POT.
- 2 KNOBS
- 3 "F" CONNECTORS
- 4 POWER DIODES
- 1 RF CHOKE
- 3 RESISTORS
- 3 DISK CAPS.
- 1 1000 MFD CAP.
- 1 DPDT MINI TOGGLE  
SWITCH
- 1 LED WITH HOLDER

## SUPPLY CABINETS

ALUMINUM CABINETS PREPUNCHED TO FIT  
POWER SUPPLY KIT.....\$9.95

## MANUFACTURED CABLE SETS

- 100FT. PLUS 3FT.....\$19.95
- 75FT. PLUS 3FT.....\$15.95
- 50FT. PLUS 3FT.....\$12.95

## DISCOUNTS

2 TO 4.....	10%
5 TO 9.....	15%
10 TO 24.....	20%
25 TO 49.....	25%
50 TO 99.....	30%
100 TO 999.....	35%
1000 UP.....	40%

DIFFERENT KITS CAN NOT BE ADDED  
FOR QUANTITY DISCOUNTS.

## MAIL ORDERS

ADD \$5.00 FOR SHIPPING AND HANDLING. TRIONYX IND. INC.  
INDIANA RESIDENTS ADD 4% SALES TAX. 6219 COFFMAN RD.



INDIANAPOLIS, IND.  
46268 ✓ 104  
(317) 291-7280  
(317) 291-2995

about 1.2  $\mu$ V. At 150 kHz, sensitivity is down 16 dB, and at 100 kHz it is down 37 dB.

Being a low-frequency addict, I wondered if the low-frequency range could be extended. I felt that the filter consisting of L1, L2, L3, C7, and C8 was the limiting area. Connecting the signal generator to the junction of L4 and C9 confirmed this. It looked worthwhile to bypass the filter components, and this can be done without removing the circuit board if you are careful.

Cut the anode lead of D1 close to the board. Then cut

the lead of C8 that connects to L3. Cut this lead close to the body of the capacitor. Strap the anode of D1 to this wire that went to the capacitor. Now the sensitivity is 2  $\mu$ V at 150 kHz and 3  $\mu$ V at 100 kHz. At 50 kHz, the sensitivity is 20  $\mu$ V, where it originally was 18000  $\mu$ V! This modification does not seem to increase the broadcast interference noticeably. In either case, an external tuner is needed if you are near any broadcast stations.

Kenwood sells a kit for operating the R-1000 on 12 volts dc. Why this is not included in the receiver is

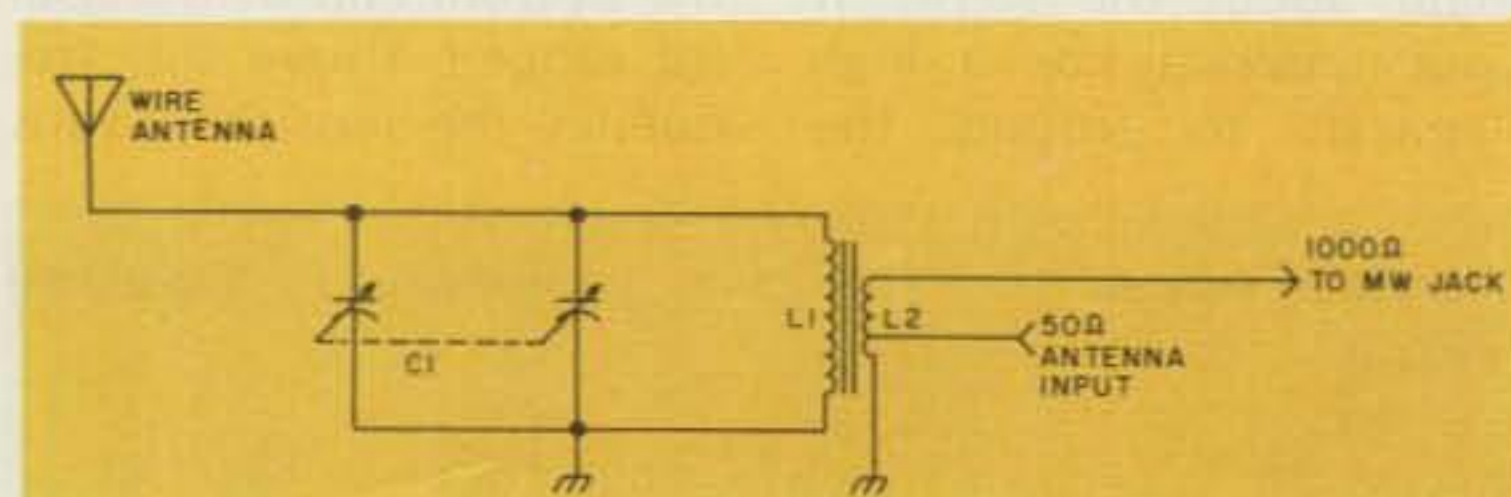


Fig. 4. Antenna tuner for the R-1000 (2 MHz and lower). C1 is a dual broadcast variable, about 730 pF.

anybody's guess, but this feature can be easily added. There is no reason that a connector is needed on the power supply board. A pair of wires for the +12 and ground connections can just be soldered directly to the board. The power supply board is easily removed by unsoldering the wires from the power transformer. There is a blank plate on the rear panel of the receiver where the dc power connector is intended to go. A connector of your choice can be installed here. I recommend fusing the dc input with a 1-Amp, slow-blow fuse.

The receiver cannot be powered by nicad batteries for very long as the current is typically around 700 mA. It draws 25 mA with the receiver off. Having the display on DIM reduces the drain by about 20 mA. Looking at the voltage readings on the drawing reveals that the audio output stage draws about 140 mA. It is evident that this stage (Q28) is inefficient because the heat sink runs quite warm.

I don't believe that there is a better device that is pin-for-pin compatible, but it still may be worth investigating replacing Q28 with something else. Also, if extended battery operation is anticipated, it might be smart to switch the displays with a momentary push-button switch. I estimate the displays draw 60 to 100 mA.

I did a quick check on the audio-frequency response (in the SSB mode) to see how bad it might be for RTTY. It is desirable, of course, to have a flat response at the mark and space frequencies. I originally thought that the bfo frequencies could be changed to favor RTTY operation so I did adjust the trimmers to move the bfo frequencies further from 455 kHz. They wound up at a maximum of 1700 Hz

above and below 455 kHz. With the bfo readjusted like this, the response, relative to 2125 Hz, is -0.5 dB at 2295 Hz, -1 dB at 1550 Hz, and -1.5 dB at 2975 Hz. I consider this pretty good. The high-frequency response is better at the speaker output than at the record output, which was a surprise.

I hope I have not painted a dim picture of the R-1000. I think a lot of thought was put into the design. An engineer who designs equipment for the military told me that the basic rf design (synthesizer and upconverter front end with a high-frequency i-f) is the way most of the new precision communication receivers are designed. It is a fine choice for hams and SWLs alike. ■

## Author's Note

Between the time I originally submitted this article and when I received the proof copy, more experiments were done on the R-1000 receiver. There have been a lot of complaints about the agc time constant being too long. I agree and therefore changed mine so the time constant compares with that of the 820 transceiver. To decrease the "fast" agc time constant, remove capacitor C217. To decrease the "slow" agc time constant, either replace C138 with a 1.5- $\mu$ F capacitor or install a 2- $\mu$ F capacitor in series with the AGA or AGB lead at the switch. Note that the present C138 is polarized, so if you use a polarized capacitor, connect it correctly.

To improve the high frequency response in the SSB mode for better RTTY characteristics, change C159 from .047  $\mu$ F to .015  $\mu$ F. This will not noticeably change anything by ear, but will produce mark and space tones of equal amplitude.

R-1000 receivers with serial numbers 009001 or higher have a jumper plug which will permit use of the 2.7- or 6-kHz filters in the AM mode. If you want to be able to use any of the three filters in either SSB or AM mode, my previous switch wiring modifications still apply.

Thanks to Ken WB9FRV for suggestions and help with the additional changes.



# At Last.

A microthin, synthesized, programmable, sub-audible tone encoder that fits inside the ICOM IC-2AT.

Need we say more?

\$29.95



**COMMUNICATIONS  
SPECIALISTS**

426 West Taft Avenue, Orange, CA 92667  
800/854-0547 California: 714/998-3021



# Peaking and Tweaking Surplus CB Boards

## — the untold story

The closing of Hy-Gain's electronic assembly operations in early 1978 created a stock of readily-available surplus parts for the amateur who was willing to convert a CB printed-circuit-board assembly to 10-meter operation. These were PLL-type boards which require only two or three crystals for frequency generation. Several articles have appeared during the ensuing time describing the methods to use in converting to 10 meters. The most common method is simple crystal replacement, although some authors have opted for vco retuning.

The purpose of this article is to supplement this information with details which will describe the various boards used, and to provide correct alignment procedures.

There were five different models of board assemblies using PLL circuitry which may have made their way into the surplus market. Four of these were manufactured in Japan and have these identifying part numbers: PTBMO27AOX, PTBMO36AOX, PTBMO38COX, and PTBMO51AOX etched into the foil of the board. The fifth,

manufactured by Hy-Gain itself, has the number 750096 etched in the foil and the Hy-Gain name silk-screened on the component side. This board, while very similar to the circuit used in the Japanese boards, was destined for use in the manual-switched radios and the remote-controlled model 2716 microprocessor radio; it contains mostly US transistors and ICs.

The Japanese-manufactured boards were used in model series 680, 2680, and 2700, along with some of the base stations. Table 1 gives component types, symbolism, and oscillator frequencies for boards which were used in these series.

For those who have converted factory-assembled transceivers, there may be an X or an A following the model number on the serial plate. These were identifications used to indicate various levels of FCC type acceptance, and don't have any bearing on amateur work. There may be various component differences which were required to meet tightened FCC emission requirements, but for the most part they have no

effect upon the ultimate function of the unit.

Table 2 gives the same information for the remaining models of the 2700 series, and Table 3 covers the 750096 Hy-Gain-designed board.

Alignment instructions for each series will be listed separately due to changes in component identification and function. There is, however, little variation from one board to another. As in all alignment procedures, there is interaction between successive sections, so go back and forth for maximum performance. The most critical alignment in the transmitter section concerns the three final coils. Follow directions carefully, and a power output holding within  $\pm 0.5$  W can be obtained over the 40-channel spread permitted by the PLL.

There can be significant differences, from one board to another, in maximum power output—which is a function of the final amplifier transistor. Ranges will be between 3.5 W and 7.0 W. Component designations are silk-screened on the component side of the board.

Since several methods of conversion have been used, the alignment instructions are written for the original frequencies. If you have converted the board already, the relationship between the original frequencies and the converted frequencies will be obvious. Note: Most of the components in the vco circuit have been covered with hot-melt wax to prevent movement. This should not be disturbed as component placement is critical to maintaining performance of the circuit.

### Transmitter Alignment PTBMO27AOX

This board uses a three-crystal scheme. Q105 is a 9.51-MHz oscillator, Q109 is the 5.9453-MHz offset oscillator, and Q117 is a 6.4005-MHz reference oscillator.

#### Step 1 — Oscillator Frequency Check

Q105 collector should show 9.5 MHz. Change values of C118 (nominal 47 pF) and C119 (nominal 10 pF) to correct frequency. Q109 collector should show 5.9435 MHz. Change value of C130 (82 pF) to correct frequency. Q117 should indicate 6.4005 MHz, and



C178 (39 pF) can be changed if necessary.

#### Step 2—Vco Alignment

Place the channel-selector switch in position 1. Using a high-impedance VOM connected between TP8 (R114) and ground, adjust T101 for 1.5 volts. Change channel switch to position 40 and the voltage should read 4.0 volts.

#### Step 3—Pre-Adjustment

Using a wattmeter or swr meter showing relative power output and a dummy load, turn L110 clockwise until it reaches bottom (don't over do it!). Turn L106 clockwise until power output is about 2 Watts.

#### Step 4—Rf Alignment

Set the channel-selector switch to position 1. Tune (in order) L103, L104, T102, and T103 for maximum rf power output. Turn L106 further clockwise if necessary to keep power at about 2 W. Change the channel-selector switch to position 40—power output should be within 0.25 W of position 1. Repeat the above procedure until this condition is met. This tuning sequence is shaping the bandpass of the rf circuit, which is capable of almost flat response across the channels if properly tuned.

#### Step 5—Final Circuit Adjustment

This is the most critical step in obtaining maximum power output and in maintaining the flat power response across the channels. With the channel switch in position 1, adjust L109 for maximum output, and then L110 for maximum. Repeat the adjustments. Switch to position 40 and verify that power output remains within 0.5 W. If not, L109 often has two positions for resonance, and normally the lower position is correct. Find the second position and repeat the adjustments of both coils. If this has no effect, turn L110 clockwise one-half turn and repeak

Component and Designation	Function	Q115	
		2SC710B	1st mixer
		2SC1359B	
Q101	vco		
MPS3704			
Q102	PLL mixer	Q116	2nd mixer
2SC710D		2SC710	
2SC829		2SC829C	
2SC839		2SC839	
Q103	Buffer	Q117	Ref oscillator*
2SC710		2SC710D	
2SC829		Q118	1st i-f
2SC839		2SC710	
Q104	Buffer	2SC829C	
2SC710D		2SC839	
2SC829		Q119	2nd i-f
2SC839		2SC710	
Q105	Oscillator*	2SC829C	
2SC710D		2SC839	
2SC829		Q120	Squelch switch
2SC839		2SC327Y	
Q106	AVR (Automatic Voltage Regulator)	2SC828	
2SC1318Q		2SC945	
Q107	Xmit switch	Q121	Range boost
2SA719Q		2SC372	
Q108	Buffer	2SC828PQ	
2SC1359B		2SC945	
2SC1047		Q122	Xmit audio alc
Q109	Offset oscillator*	2SC372	
2SC710D		2SC828PQ	
Q110	Xmit mixer	2SC945	
2SC710D		Q125 (36AOX only)	Noise blanker gate
MPS3704		2SC900U	
Q111	Pre-driver	Q126 (36AOX only)	Noise blanker amp
2SC1215		2SC900U	
2SC1687		IC101	PLL custom chip
2SC1688		IC102	Audio amp
Q112	Driver	TA7205P	
2SC1760-3		BA521	
2SC1957			
Q113	Rf power amp		
2SC1306			
2SC1678			
2SC1816			
Q114	Rf amp		
2SC784			
2SC1047B			
2SC1359			

* Values:			
	27AOX	36AOX,	38COX
Q105	9.51 MHz	11.8066 MHz	
Q109	5.945 MHz	10.695 MHz	
Q117	6.4 MHz	10.24 MHz	
IC101	01A	01A	

Table 1. Components and functions for the 27AOX, 36AOX, and 38COX.

the final circuit by readjustment of L109. Repeat as necessary.

Lastly, adjust L106 for maximum output. Repeak L109, and then L110 slightly, as required. Check channel 40 for power output within the 0.5-W specification.

#### Step 6—Modulation Adjustment

Using a scope or other modulation indicator connected to the antenna terminal (dummy load still attached), adjust RV102 for

correct modulation. If a calibrated, modulated signal generator is available, put 20 mV at about 1 kHz into the mike input and adjust for slightly under 100% modulation.

#### Step 7—Rf/S-Meter Adjustment

The board was fabricated for use with an rf/S-meter. A suitable meter can be connected between point 6B and ground. Adjust RV104 (20k pot) to calibrate meter to the power output indicated on the wattmeter.

#### Receiver Alignment

This board has circuitry for anl functions which can be made operational by connecting point 39 on the PCB to ground. Do this prior to receiver alignment.

#### Step 1—Vco Alignment

The vco circuitry is common to both transmit and receive functions of the transceiver, and was covered in the oscillator-frequency check in the transmitter-alignment section.



### Step 2—Circuit Alignment

Use the rf/S-meter previously installed, an audio VOM connected to the speaker terminals, or a scope to monitor alignment. Set a frequency generator, or a very attenuated transmitter, to a mid-frequency (27.205 MHz if still unconverted) and very low output to avoid agc action. Adjust, in order, L115, T104, T105, L112, T106, T107, T108, and T109 for maximum output. The frequency generator should have low-level modulation if using audio output as the indicator. Since adjustments interact, repeat several times to obtain maximum sensitivity. If using a calibrated generator, check sensitivity at each band edge. Sensitivity should be less than 1  $\mu$ V.

### Step 3—Squelch Circuit Adjustment

Turn to maximum the external pot being used for squelch control and adjust RV101 so that an S9 signal just breaks the squelch. If you are using a calibrated generator, input a 50- $\mu$ V signal at the antenna terminal and adjust for squelch break.

### Step 4—S-Meter Adjustment

Using the same signal level as step 3, adjust meter-calibration pot RV103 for S9 indication.

This completes the alignment for the PTBMO-27AOX board.

### Transmitter Alignment

PTBMO36AOX and  
PTBMO38COX

### Step 1—Oscillator-Frequency Check

These boards use a three-crystal frequency scheme. Q105 is an 11.8066-MHz oscillator, and C118 (39 pF) and C119 (12 pF) may be changed to adjust frequency. Offset oscillator Q109 operates at 10.695 MHz, and C127 (56 pF) is used for frequency adjustment.

Q117 is the 10.24-MHz reference oscillator, and C178 (56 pF) is used to adjust frequency.

### Step 2—Vco Adjustment

Connect a VOM to TP8 (R114) and adjust T101 for 1.5 V with the channel-selector switch in position 1. Switch to position 40, and the voltage should be 4.5 V.

### Step 3—Pre-Adjustment

Using a wattmeter or swr meter showing relative power output and a dummy load, turn L110 clockwise until it reaches bottom. Turn L106 clockwise until power output is about 2 W.

### Step 4—Rf Alignment

Set the channel-selector switch to position 1. Tune (in order) T111, L103, L104, T102, and T103, for maximum output. Turn L106 further clockwise if necessary to keep power at about 2 Watts. Change the channel switch to position 40—the power output should be within 0.25 W of position 1. Repeat the above procedure until this condition is met. This process is shaping the bandpass of the rf circuit, and it is capable of almost flat response across the channels.

### Step 5—Final Circuit Adjustment

Use the same procedure as in Step 5 for the 27AOX board.

### Step 6—Modulation Adjustment

Use the same procedure as in Step 6 for the 27AOX board.

### Step 7—Rf/S-Meter Adjustment

Use the same connection and adjustment procedures as on the 27AOX board.

### Receiver Alignment

The boards were designed with an anl function which can be made operational by connecting point 29 on the PCB to ground; this should be done prior to receiver alignment.

### Step 1—Vco Alignment

The vco circuit is common to both transmit and

receive functions of the transceiver, and was covered in the oscillator-frequency check in the transmitter-alignment section.

### Step 2—Circuit Alignment

Use the rf/S-meter, an audio VOM connected to the speaker terminals, or a scope to monitor alignment. Set a frequency generator, or a very attenuated transceiver, to a mid-frequency and very low output to avoid agc action. Adjust, in order, T104, T105, L112, T106, T108, and T109 for maximum output. The frequency generator should have low-level modulation if using audio output as the indicator. Since adjustments interact, repeat several times to obtain maximum sensitivity, decreasing the generator output if necessary. If a generator is used, check the sensitivity at both band ends, which should be less than 1  $\mu$ V.

### Step 3—Squelch Adjustment

Use the same procedure as with the 27AOX board.

### Step 4—S-Meter Adjustment

Using the same signal level as in step 3, adjust meter-calibration pot RV103 for S9 indication.

This completes alignment of the 36AOX and 38AOX boards.

### Transmitter Alignment

PTBMO51AOX

### Step 1—Oscillator-Frequency Check

This board uses a two-crystal frequency scheme in conjunction with the particular PLL circuitry used in the design. Q1 is a 10.2-MHz reference oscillator for the PLL and injects a signal into the second receiver mixer, Q10. This signal is fed into PLL IC1 where it is divided by 1024. A 10.695-MHz signal is generated and mixed with the above in IC3.

Q1 should show a frequency of 10.24 MHz. Ad-

just TC1 (adjacent to X1) for correct frequency. The mixer oscillator (10.24 MHz) as measured at pin 1 of IC3 can be adjusted by changing the value of C25 (4 pF).

### Step 2—Vco Adjustment

Connect a VOM to TP8 and adjust L1 to obtain 1.5 V with the channel switch in position 1. Switch to position 40, and the voltage should be 3.6 V.

### Step 3—Pre-Adjustment

Using a wattmeter or swr meter showing relative power and a dummy load, turn L12 clockwise until it reaches bottom. Turn L7 clockwise until power output is about 2 W.

### Step 4—Rf Alignment

Set the channel-selector switch to position 1. Tune (in order) T1, L2, T2, L5, T3, and T4 for maximum power output. Turn L7 further clockwise if necessary to keep power at or about 2 W. Change the switch to position 40, and power output should remain constant within about 0.25 W. Repeat the above procedures until this condition is met. This procedure is shaping the bandpass of the rf circuit, and it is capable of almost flat response across the band.

### Step 5—Final Circuit Adjustment

This is the most critical adjustment to obtain maximum power output and maintain the flat power response across the band. With the selector switch in position 20, adjust L11 for maximum power output and then L12 for a higher maximum. Repeat the adjustments. Switch successively to channel 1 and 40 to verify that power output remains within 0.5 W of that obtained in position 20. If it does not, return to position 20, turn L12 a quarter turn clockwise, readjust L11 for maximum output and recheck position 1 and 40. Last, adjust L7 for maximum output. Repeak L11



When it comes to  
**AMATEUR  
RADIO QSL's...**



it's the  
**ONLY BOOK!**  
US or Foreign Listings

## 1982 callbooks

Here they are! The latest editions. World-famous Radio Amateur Callbooks, the most respected and complete listing of radio amateurs. Lists calls, license classes, address information. Loaded with special features such as call changes, prefixes of the world, standard time charts, worldwide QSL bureaus, and more. The U.S. Edition features over 400,000 listings, with over 70,000 changes from last year. The Foreign Edition has over 370,000 listings, over 60,000 changes. Place your order for the new 1982 Radio Amateur Callbooks, available now.

	Each	Shipping	Total
<input type="checkbox"/> US Callbook	\$18.95	\$3.05	\$22.00
<input type="checkbox"/> Foreign Callbook	\$17.95	\$3.05	\$21.00

Order both books at the same time for \$39.95 including shipping.

Order from your dealer or directly from the publisher. All direct orders add shipping charge. Foreign residents add \$4.55 for shipping. Illinois residents add 5% sales tax.



**SPECIAL LIMITED OFFER!**  
Amateur Radio  
Emblem Patch  
only \$2.50 postpaid

Pegasus on blue field, red lettering. 3" wide x 3" high. Great on Jackets and caps.

**ORDER TODAY!**

RADIO AMATEUR  
**callbook** INC.

Dept. B  
925 Sherwood Drive  
Lake Bluff, IL 60044, USA

✓61

# DAIWA Communications Essentials

**Simultaneous SWR/Forward & Reflected Power Readings** **SWR & POWER METERS**

Tolerance: ± 10% full scale  
Input/output Impedance: 50 Ohms  
Connectors: SO-239

**Model CN-620B (New 2 Kw Scale)**



Frequency Range: 1.8—150 MHz  
SWR Detection Sensitivity: 5 Watts min.  
Power: 3 Ranges (Forward, 20/200/2000 Watts)  
(Reflected, 4/40/400 Watts)  
Dimensions: 165 x 75 x 97 mm;  
6.5 x 3 x 4 in.

**Model CN-720B (New 2 Kw Scale)**



Frequency Range: 1.8—150 MHz  
SWR Detection Sensitivity: 5 Watts min.  
Power: 3 Ranges (Forward, 20/200/2000 Watts)  
(Reflected, 4/40/400 Watts)  
Dimensions: 180 x 120 x 130 mm;  
7 x 4.75 x 5 in.



**Model CN-630**

Frequency Range: 140—450 MHz  
SWR Detection Sensitivity: 5 Watts min.  
Power: 2 Ranges (Forward, 20/200 Watts)  
(Reflected, 4/40 Watts)  
Dimensions: 180 x 85 x 120 mm;  
7.12 x 3.37 x 4.75 in.

**Automatic Antenna Tuner  
Model CNA-1001**

Frequency Range: 3.5—30 MHz  
(WARC & Amateur Bands Only)  
Power Rating: 500 Watts PEP  
Internal Dummy Load: 50 Watts/  
1 Minute  
Impedance Matching: 15-250 Ohms  
to 50 Ohms Resistive  
Input Power Required for Automatic  
Tuner: 1, 5 or 10 Watts (Set by rear  
panel switch)  
Tune-up Time: 45 Seconds Max.  
Power Requirement: 13.8 VDC/.2 Amp



**Coaxial  
Switches**


Power Rating: 2.5 kW PEP, 1kW CW  
Impedance: 50 Ohms  
Insertion Loss: Less than .2 dB  
VSWR: 1:1.2  
Maximum Frequency: 500 MHz

Isolation: Better than 50 dB at 300 MHz;  
better than 45 dB at 450 MHz;  
adjacent terminal  
Unused terminals grounded  
Connectors: SO-239

**4 Position/  
Model CS-401**



**2 Position/  
Model CS-201**



Exclusive USA agent  
for these units;  
inquiries invited.

Write for literature.

✓308



**J. W. Miller Division  
BELL INDUSTRIES**

19070 REYES AVE. ■ P.O. BOX 5825  
COMPTON, CALIFORNIA 90224

Phone (213) 537-5200



and L12 slightly for maximum output. Recheck channels 1 and 40.

#### Step 6—Modulation Adjustment

Using a scope connected to the antenna terminal (dummy load still attached) or other modulation indicator, adjust RV2 for just under 100% modulation. If a calibrated, modulated signal generator is available, put 20 mV at about 1 kHz into the mic input and adjust for the correct modulation level.

#### Step 7—Rf/S-Meter

The board was fabricated for use with an rf/S-meter. A suitable meter can be connected between point 68 and ground. Adjust RV2 (near L12) to calibrate the meter to the power level indicated on the wattmeter.

#### Receiver Alignment

This board has circuitry for an anl and noise-blanker function. The anl can be made operational by connecting points 31 and 41 on the PCB. When these points are not connected, the noise-blanker circuit is operational. A switch can be installed for easy function selection, and the anl should be engaged prior to alignment.

#### Step 1—Circuit Alignment

Use the rf/S-meter, an audio VOM connected to the speaker terminals, or a scope to monitor alignment. Set a frequency generator or a very attenuated transmitter to a mid-frequency and very low output to avoid agc action. Adjust, in order, T5, T6, L14, T7, T8, and T10 for maximum output. The frequency generator should have low-level modulation if using audio output as the indicator. Since adjustments interact, repeat several times to obtain maximum sensitivity and, if using a calibrated generator, check the sensitivity at each band edge. Sensitivity should be less than 1 uV.

Component and Designation	Function	Q10	2nd mixer
		2SC710	
		2SC829	
Q1	10.24-MHz oscillator	2SC839	
		Q11	1st i-f
Q2	Buffer	2SC710	
		2SC829	
Q3	Rf pre-driver	Q12	2nd i-f
		2SC710	
Q4	Rf driver	2SC829	
		Q13	Audio switch
		2SC372	
		2SC828	
Q5	Rf power amp	2SC945	
		Q14	ALC
		2SA564	
		2SA719	
		2SA720	
Q6	AVR (Automatic Voltage Regulator)	Q15	ALC
		2SC900	
Q7	Xmit switch	2SC945	
		Q22	Dc switch
		2SC900	
Q8	Rf amp	IC1	Custom PLL 02
		IC2	Vco/mixer/buffer
		TA7310P	
		IC3	Xmit osc/mixer
Q9	1st mixer	TA7310P	
		IC4	Audio amp
		BA521	

Table 2. Components and functions for the 51AOX.

#### Step 2—Squelch Circuit Adjustment

Turn the external pot being used for squelch control to maximum and adjust RV1 (adjacent to T8) so that an S9 signal just breaks the squelch. If a calibrated generator is being used, input a 50-uV signal at the antenna terminal and adjust for squelch break.

#### Step 3—S-Meter Adjustment

Using the same signal level as Step 2, adjust meter-calibration pot RV3 (adjacent to T10) for S9 indication.

This completes alignment of the 51AOX board.

This board was made to use an LED channel display. A special channel-selector switch with an extra section of contacts protruding from the top side was mounted to the board. Another PCB assembly (PTSWO23AOX) was connected to the top of the switch and contained the LED drivers. The LEDs

were mounted on board assembly PTLDO15AOX and interconnected to the driver board with flat ribbon cable. Each board connected to the identical lettered holes on the other board. Driver board PTSWO23AOX hole 1 is connected to main PCB ground and hole 2 to terminal 9 on the main PCB.

Hy-Gain produced two radios that had all of the functional controls in the microphone, the main chassis assemblies of which could be mounted in the trunk or under the car seat. This not only facilitated ease of operation but, by removing the microphone, prevented theft.

#### Model 2679

The transceiver used conventional PLL circuitry contained on the 36AOX board which was connected to an auxiliary control board mounted above it on the metal chassis. The control board has 750070 etched on the foil side, and 878928

silk-screened on the component side. The rear of the chassis contains a large 16-contact connector which was used to interconnect with the microphone through a specially-made cord.

The microphone was black with two seven-segment red LEDs used for channel indicators and red (transmit) and green (receive) diodes located one on either side of a silver-handled toggle switch. There are commercially-available service manuals which will illustrate the interconnection of the two PCBs and the microphone.

Since the transceiver uses the same main PCB for transmit and receiver functions, the radio can be converted in the same manner as a switch-selected channel unit. One word of caution—the mike cord was prone to failure. Buy two.

#### Model 2716

This radio was known as the Hy-Gain 16 and was a



## WORLD TIME WATCH

the first microprocessor watch made especially for hams



24 hr. timer  
microprocessor  
water resistant  
solar assist  
  
New Low Price  
-\$59.95

The HAM-1 functions include local time, world time, (G.M.T. too) count-up and count down chronometer, day, month, date, alarm and hourly chime. It's ideal for log-keeping, DX time conversion and 10 minute I.D. timing. The HAM-1 features a high contrast Seiko display and solar cell battery assist. Battery life is better than 4 years. The HAM-1 is water resistant to 20 meters, the case is 100% solid stainless steel and the crystal is scratch resistant mineral glass. The HAM-1 is rugged and durable and has a 1 year warranty.

### 2 METER AMPLIFIER \$39.95



• 2 Watts In, 10 Watts Out • V.S.W.R. Protected • Can be Used for F.M. & S.S. B. • Led Status Indicators • Low Loss SO-239 Connectors • Current Drain Less Than 2.5A at 13.6 V.D.C. • Massive Heatsink • Built In T/R Switch

### TEMPO S-1 UPGRADE KITS \$39.95

Upgrade your early Tempo S-1 to current Production Specifications, kits include: • 450 M.A.H. Battery Pack • New Case Assembly • All New Escutcheons • Spkr./Mic. Jack w/Dust Cap • New Earphone & Jack • P.C.B. and Parts for Easy Installation • Detailed Instruction Manual • For Radios With & Without T.T. Pad.

Other Accessories Available:

Spkr/Mic. Designed for S-1's. . . \$24.95  
Heavy Duty Belt Clip. . . . . 7.50  
Flex Antenna . . . . . 6.00

To Order Call or Write to:

**ADVANCED COMMUNICATIONS  
INTERNATIONAL**  
2411 Lincoln Avenue  
Belmont, CA. 94002 U.S.A.  
(415) 595-3949

✓448

Add \$3.00 per order for shipping & handling. California residents add 6% sales tax. Visa, Master Charge accepted.



**RADIO STATIONS COMMON? NOT THIS KIND** is a history of communications commencing with the first visual systems, terminating in a brief description of the electronics fitted in the modern merchant ship, and centered around the largest marine radio station in Canada, Halifax Radio VCS. As a member of the Royal Canadian Navy, Metro Goldwyn Mayer Inc., Air Services Branch Department of Transport, Gypsum Transportation Ltd., Royal Canadian Mounted Police, and Canadian Coast Guard, Mr. Roscoe has enjoyed twenty-five years as a radio operator. He operates Amateur Radio Station VE1BC and is an active member of Society of Wireless Pioneers, Veteran Wireless Operators Association, Canadian Amateur Radio Federation, Nova Scotia Amateur Radio Association, Kings County Amateur Radio Club, American Radio Relay League and World Ship Society. Anyone with an interest in Amateur Radio, Ship Radio Stations, Commercial Radio Operating, Telegraphy, Aircraft, Ships, or Nova Scotia, should find this book interesting and informative. **Reserve your copy now. Send no money at this time. You will be notified of the shipping date, and will be billed at that time.**

S.G. Roscoe, Box 1, Site 5, R.R.#5, Armdale, Nova Scotia, Canada B3L 4J5, (902) 868-2343. ✓ 95

## New Automatic Antenna Tuner Auto-Track AT 2500



Designed and Built by J. W. Miller Div.

### Check these state-of-the-art specifications

- Power Capability: 2500 W PEP.
- Frequency Range: Continuous 3.0 to 30 MHz (including WARC Bands).
- Impedance Matching: 10 ohms to 300 ohms to 50 ohms resistive.
- Direct Reading SWR Meter: 1:1 to infinity.
- Direct Reading Power Meter: Two meter scales from 0 W to 250 W and 0 W to 2500 W; front panel switch selects FWD or Reflected Power (illuminated panel meters).
- Power meter displays RMS with continuous carrier and automatically displays PEAK when driven with SSB signal.
- Average "Automatic" tune-up time: 15 seconds or less.
- Tune-up time not affected by power level; can be as low as 1 W (5-10 W preferred).
- Power requirements are 115/230 VAC 50-60 Hz, 10 W operating/5 W standby; or 13.5 VDC, 1 A operating/.5A standby.
- Antenna tuner packaged in cabinet 17"W x 5 3/4"H x 14"D (Front panel handles or rack mount optional at extra cost).

Write for literature.

Specifications subject to change without notice.

Dealer  
Inquiries  
Invited

✓308



**J. W. Miller Division**  
**BELL INDUSTRIES**

19070 REYES AVE. ■ P.O. BOX 5825  
COMPTON, CALIFORNIA 90224

Phone (213) 537-5200



state-of-the-art advancement over the remote-controlled 2679. It was completely designed by Hy-Gain and was the first remote-microprocessor-controlled radio manufactured. The main PCB used could be operated with a conventional 40-channel switch or interconnected with a logic-control board to accept serial data from the microprocessor located in the microphone.

The transceiver featured 40-channel operation, two frequency memories, an emergency switch to override all functions and go to channel 9, PA function, a switchable noise blanker, and a clock.

The heart of the system was a National Semiconductor microprocessor which was bonded to the microphone PCB. National Semi manufactured this board. It has been advertised for sale for use of the clock only. Identification on the lower left corner of the foil side is MA6008-c. The trimmer cap, IC, and

crystal and associated components on the foil side are the clock. Look at the crystal frequency carefully if you have one of the boards—it's a TV crystal adjusted by the cap to give nearly correct time. Much less expensive than using a special crystal running at exactly 3600 kHz.

All functions were activated by depressing the appropriate keys, with the channels slewing up or down, and the squelch and volume controlled by 16-step control circuits.

In addition to the microphone board, the interface board (750097 on foil side and 879499 on component side) and the main PCB (750096 on foil side and 879709 on component side) were interconnected to form the functional unit.

Since the main PCB can be made operational with a conventional channel-selector switch as used on other models, the following alignment procedure is provided. Should you be able

to locate all of the components necessary to construct a complete unit, consult commercially-available service manuals for connections.

### Transmitter Alignment 879709

This board uses a three-crystal frequency scheme. Q105 is an 11.8066-MHz oscillator which is tripled to function with the vco. Offset oscillator Q109 runs at 10.695 MHz, and PLL reference oscillator Q117 is at 10.24 MHz.

#### Step 1—Vco Adjustment

Connect a high-impedance VOM to TP8 (R114) and adjust T101 for 1.5 V indicated when set to channel one. Collector of Q108 should give a frequency reading of 37.66 MHz at this time.

#### Step 2—Pre-adjustment

Using a wattmeter or swr meter showing relative power output and a dummy load, turn L110 maximum clockwise and L106 clockwise until power output is approximately 2 Watts.

#### Step 3—Rf Alignment

Place in operation on channel 1 and adjust T111, L103, L104, T102, and T103, in order, for maximum power output. Reduce output by turning L106 clockwise if necessary to remain at no more than 2 W. Repeat several times if necessary to obtain maximum power output. Switch to position 40 and verify that power output is within 0.25 W of the position 1 reading.

#### Step 4—Final Circuit Alignment

Follow the instructions in Step 5 for board 27AOX.

#### Step 5—Modulation Adjustment

Using a scope or other modulation indicator connected to the antenna terminal, adjust RV102 for correct modulation. If a calibrated, modulated signal generator is available, connect to point 22 on the main PCB and set for 20 mV at about 1 kHz, and adjust for just under 100% modulation.

#### Step 6—Rf/S-Meter

An rf/S-meter can be used with this board by connecting between point 6B and ground on the main PCB. Adjust RV104 to calibrate the meter to the power indicated on the wattmeter.

This completes the transmitter alignment.

### Receiver Alignment

#### Step 1—Vco Alignment

The vco circuitry is common to both transmitter and receiver and was covered in the oscillator-frequency check during transmitter alignment.

#### Step 2—Circuit Alignment

Connect an audio VOM to the speaker terminals or a high-impedance VOM to point 6B (or use the rf/S-meter installed previously) and ground. Using a frequency generator or a very attenuated transmitter set for a mid-channel, adjust, in order, T104, T105, L112, T106, T107, T108, and T109 for maximum audio output.

Component and Designation	Function	Q113	Rf power amp
		MRF472	
		Q114	Rf amp
		MPS6514	
Q101	vco	Q115	1st rec mixer
MPS3704		MPS6514	
Q102	PLL mixer	Q116	2nd rec mixer
MPS6514		MPS6513	
Q103	Buffer	Q117	Ref oscillator, 10.24 MHz
MPS6513		MPS6513	
Q104	Buffer	Q118	1st i-f
MPS6513		MPS6514	
Q105	11.806-MHz oscillator	Q119	2nd i-f
MPS6513		MPS5172	
Q106	AVR (Automatic Voltage Regulator)	Q120	Squelch
MPS3704		MPS5172	
Q107	Xmit switch	Q121	Range boost
MPS3702		MPS6514	
Q108	Buffer	Q122	Xmt audio ALC
MPS6513		MPS6513	
Q109	10.695-MHz offset oscillator	Q125	Noise-blanker gate
MPS6513		2N5088	
Q110	Xmit mixer	Q126	Noise-blanker amp
MPS6513		2N5088	
Q111	Pre-driver	IC101	PLL
MPS6513		MM48141	
Q112	Driver	IC102	Audio amp
MPS-U02		TA7205P	

Table 3. Components and functions for the 750096.



Repeat the adjustments as necessary.

### Step 3—*Squelch Adjustment*

The squelch-adjustment circuitry was located on the control interface board. To make the squelch circuit functional, connect the wiper pin of a 10k pot to PCB point 7 and a 20k resistor in series between one of the pot TR pins and point 11 on the PCB. Last, connect a 10k pot (which will be the squelch control) between point 7 and ground.

Turn the 10k pot completely clockwise and adjust the 20k pot (squelch calibrate) so that an S9 signal just breaks squelch. If a calibrated signal generator is available, input 50 uV at the antenna terminal and adjust for squelch break.

This completes alignment of the receiver portion of the board.

Should any of the boards fail to align properly, start troubleshooting from the front end of the receiver or transmitter sections to locate the trouble. Since these boards were in various stages of manufacture when operations ceased, they should be inspected carefully for damaged components or solder bridges.

In some models, the detector is a 1N4148 diode (usually found after the 2nd i-f amp Q119) and it is subject to infant mortality due to solder heat during assembly. If it is replaced, leave it standing up in the air on long leads and heat sink between the board and diode body.

That is the list of boards which many hams have converted. They are very well designed items, and if in proper condition and alignment should give very good service for a number of years. ■

## PLESSEY-AVANTEK

PLESSEY INTEGRATED CIRCUITS

SL1610 RF Amplifier	3.05	SL1623 AM Det/AGC Amp	6.11	SL1640 Double Bal Mod	4.07
SL1611 RF Amplifier	3.05	SL1624 Multimode Det	6.17	SL1641 Receiver Mixer	4.07
SL1612 AF Amplifier	3.05	SL1625 AM Det/AGC Amp	4.07	SL1680 Xtal Maint Ckt	5.45
SL1613 Limiting Amp	4.38	SL1626 VOCAD/Sidetone	3.72	SL6600 IF Amp/Det	6.78
SL1621 AGC Gen	4.07	SL1630 AF Amp	4.14	SL6640 FM Rcvr W/Amp	4.41
SL1622 AF AmpVOC	3.72	SL1631 AF Amp	4.07	SL6650 FM Rcvr W/O A	3.39

### AVANTEK GPD SERIES AMPLIFIERS

(GPD 401,402,403) \$25.00 EA.

12 - 14 dB Gain 5-500 MHZ.

CIRCUIT BOARDS FOR GPD 400 SERIES AMPS \$2.00 ea.


## AMATEUR MICROWAVE DOWNCONVERTER

COMPLETE ASSEMBLED READY TO INSTALL NOT A KIT

**SPECIAL \$179.95**

INCLUDING SHIPPING (U.P.S.)

VISA AND MASTERCARD ACCEPTED



50+ dB SYSTEM GAIN  
TUNES 2.1 Ghz. to 2.4 Ghz.  
PREAMPLIFIER 20+ dB GAIN 10.5 dB NF  
OUTPUT TUNES TV CHANNELS 2 TO 6

OUTPUT IMPEDANCE 75 OR 300 OHMS  
FULL YEAR WARRANTY  
PERFORMANCE GUARANTEED OR  
YOUR MONEY REFUNDED

CALL (804) 489-2156

447

**ELECTRONIC HOBBY INNOVATIONS**

7510 GRANBY STREET SUITE 207 NORFOLK, VIRGINIA 23505

## THE RTTY ANSWER



**IRL**™

700 TAYLOR RD.  
COLUMBUS, OHIO 43230

(614) 864-2464

VISA OR MASTER CHARGE ACCEPTED

**IMMEDIATE DELIVERY**

THINKING OF RTTY??

APPLE ... TRS ... HEATH ... DEDICATED SYSTEM? SOFTWARE?  
INTERFACE? PERFORMANCE? PRICE? We know you have questions ...  
check our answers. Call today for information on our terminal units!



# OSCAR Pathfinder

— a colorful way to track the satellites

**A**fter purchasing my shiny New Apple II Plus last year, I went searching through my stacks of old *73 Magazines* for some good programs to run on it. To my amazement, there was an annoying lack of articles on this machine. (Hey, Apple owners... what gives?) There were a lot of programs for other machines, but I didn't feel like going through the hassle of translating them. Besides, I wanted to use the graphics capability of the Apple, and the programs I found were not suitable for graphics. So I decided that a good way to get familiar with the machine and to of-

fer something to other Apple hams would be to write my own program. Since I have always had a lingering interest in the OSCAR satellites, an OSCAR satellite tracking program became my objective.

The features I wanted my program to have were:

1) A graphics routine to display in real time the position of the satellite being tracked on a scale map of the US along with a simultaneous display of azimuth and elevation figures for an antenna array.

2) A routine to display a list of the azimuth and elevation figures for the orbit.

3) The equatorial crossing data for each of the orbits on the day selected.

4) A routine to display a list of the latitude and longitude of the satellite for each minute of the orbit.

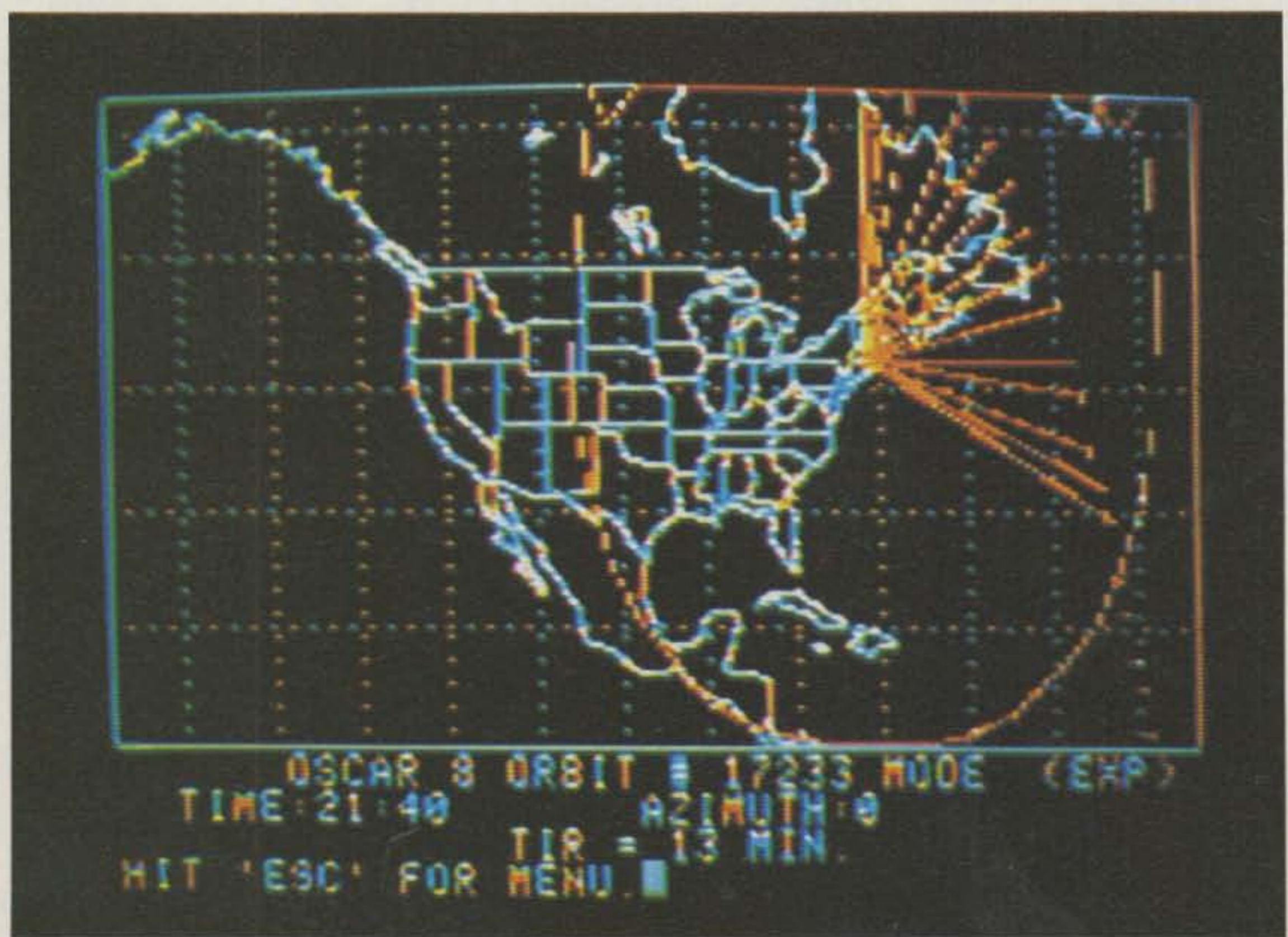
Besides computing orbital data for OSCAR satellites, I wanted the capability to compute orbital data for any circular orbit satellite. Building on the basic ideas and research of the authors I have mentioned in the references, I came up with OSCAR Pathfinder.

Although the basics of the program came straightforwardly, there were two major obstacles I

had to overcome before it would operate in the Apple. The first and most difficult to solve stemmed from the way the Apple memory is organized (see Fig. 1). As you can see, Hi-Res screen buffer 1 is located from 8192 to 16383. Hi-Res screen buffer 2 is located piggyback to that from 16384 to 24525. Basic programs start loading into memory at location 2048, filling up memory from there the way water fills a glass. LOMEM floats up through memory with the loading program like a cork floats up with the water. When the program is fully loaded, LOMEM is at the end of the program. Now, if the program is longer than 6K bytes, the end of the program extends up into and possibly beyond the screen buffers.

In the case of OSCAR Pathfinder, which is approximately 13K-bytes long, 7K of the program overlaps Hi-Res screen buffer 1. When the command HGR is encountered in the program, the buffer is cleared and *POOF!*—the last 7K of OSCAR Pathfinder goes off to the bit bucket.

Since the Hi-Res screens cannot be moved to another location in memory (at least as far as I know), the program must therefore be made to occupy another non-conflicting portion of





memory. With 48K of memory available, there is lots of room to use between the end of Hi-Res screen buffer 1 and DOS.

Ahah, but to get the program up there... that was the problem! Since LOMEM and HIMEM affect only the limits of variable and array space, it wouldn't help to move them around. After a lot of PEEKing, POKEing, hair pulling, and studying of the Apple manuals, I discovered the fact that the Apple uses software pointers to indicate the beginning and ending of BASIC programs in memory, along with other various pointers, all located in page Zero. Locations 103 and 104 (\$67,\$68) make up the pointer to the program's beginning address.

After a little experimenting, I discovered that by changing the contents of this pointer I could control the location at which the BASIC programs start loading. Success! Now by typing the command "POKE 104,64;POKE 103,0;POKE 16384,0", I set the address of the beginning of a BASIC program to 16384, immediately following Hi-Res screen buffer 1. Since Hi-Res screen 2 is not used at all in OSCAR Pathfinder, I didn't have to worry about it causing any problems. OSCAR Pathfinder could then be loaded into memory and would reside from 16384 on up, with plenty of room left available for variables and arrays between the end of the program (LOMEM) and DOS (HIMEM).

This memory shuffling is accomplished by the small program, OSCAR STARTER, which appears in Listing 1. OSCAR STARTER will then cause the main program (Listing 2) to load from the disk and run.

The second major problem encountered was how to get an accurate scale map into the screen buffer

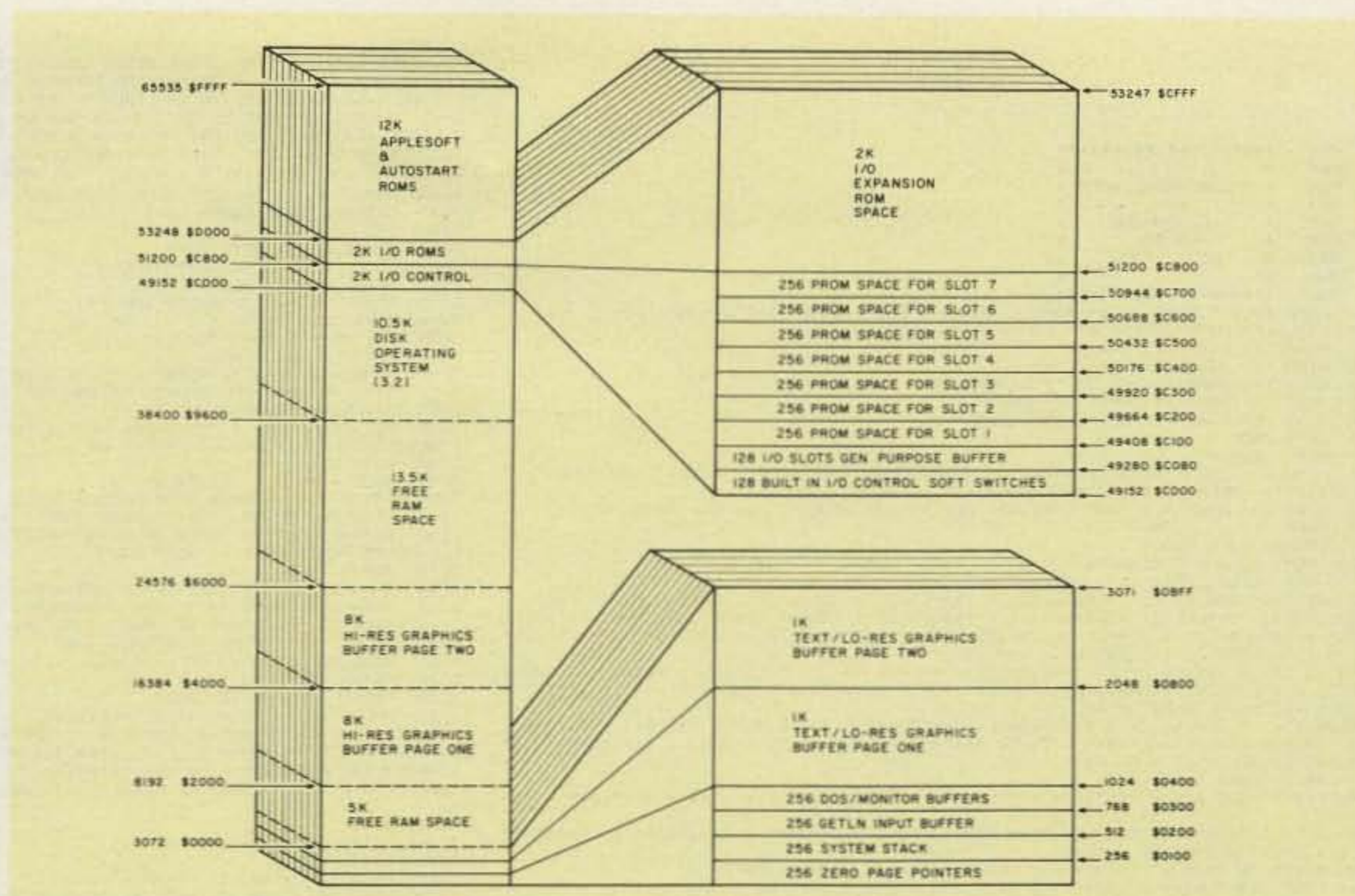


Fig. 1. 48K Apple II Plus memory organization.

for the program to plot on. I had two options that I knew of. One was to obtain one of those fancy sophisticated graphics digitizer tablets—which costs lots of bucks. The other was to do it by software—which costs lots of hours. Since I had lots more hours to burn than bucks, I chose the latter method. I decided that by using lots of HPLOT instructions, I could draw the necessary map.

The map I chose to put into memory was a Mercator projection because the latitude and longitude lines were straight, easing the math requirements to plot coordinates. In order to obtain the X, Y coordinates for the HPLOT commands, I traced the map on some graph paper which had a sufficient number of vertical and horizontal lines to provide reasonable resolution for the map. Then by numbering the vertical lines from 0 to 279 and the horizontal lines from 0 to 159, I was able to come up with the X, Y coordinates of all the major features of the map. (Believe me, that's a lot of dots!)

The resulting program is given in Listing 3. Since its

length extends into Hi-Res screen buffer 1, either the same relocation method used to run OSCAR Pathfinder may be used or one could split the program in half and draw the map in two steps. Running the program results in a map of the US, Mexico, and Canada with latitude and longitude lines for every 10 degrees. To save this map for later use by OSCAR Pathfinder, first enter and run the program in Listing 3. Then use the BSAVE command to save the map on disk as a binary file. Use the file name "MAP1." OSCAR Pathfinder will load the map as needed.

### Operation

As you might already have deduced, OSCAR Pathfinder was originated on a 48K Apple II Plus machine with a single disk drive. When run, OSCAR Pathfinder first sets up variables, arrays, and formulas. Then it asks you for the data necessary for computation. The program com-

putes the data for the orbit you select and then offers a choice of display modes.

The first information to be entered is the position of the station in longitude and latitude, in the range of -180 to 180 degrees and -90 to 90 degrees, with east longitude and south latitude entered as negative numbers. The data is checked to be sure it is in the proper range. Next, OSCAR Pathfinder asks the user for the date of the orbit to be computed. This is entered in six digits, two each for day, month, and year. The program checks the entry for proper range. Then the day of the week for the date entered is requested, to be used later in determining the mode of operation for the satellite.

OSCAR Pathfinder then requests the name of the satellite and, if it is not an OSCAR satellite, it then requests the orbital parameters for that satellite. The program asks for the northbound equatorial

```

5 HOME
10 POKE 104,64: POKE 103,1: POKE 16384,0
20 VTAB 10: PRINT "OSCAR PATHFINDER IN 48K APPLESOFT"
30 VTAB 12: PRINT TAB(10)"USING DOS 3.2.1"
40 PRINT CHR$(4):"RUN OSCAR PATHFINDER"

```

Listing 1.



Listing 2.

```

10 REM *****
20 REM *
30 REM * OSCAR PATHFINDER *
40 REM * BY *
50 REM * T.C. JOHNSON *
60 REM * --WB6NOK-- *
70 REM * NOV 1980 *
80 REM *
90 REM *****
210 POKE 33,40: POKE 34,0: HOME : TEXT : PRINT CHR$(4):"NOMONC,I,0"
300 VTAB 10: HTAB 12: PRINT "OSCAR PATHFINDER"
303 VTAB 11: HTAB 12: PRINT "-----"
305 VTAB 12: HTAB 19: PRINT "BY"
310 VTAB 14: HTAB 15: PRINT "T.C. JOHNSON"
315 VTAB 16: HTAB 16: PRINT "--WB6NOK--"
320 VTAB 18: HTAB 16: PRINT "NOV 1980"
400 GOTO 540
500 REM ERROR
510 HOME : FLASH : VTAB 12: HTAB 5: PRINT "ERROR # "; PEEK (222); " IN LINE "; PEEK (218) + PEEK (219) * 256: NORMAL
520 VTAB 20: HTAB 5: PRINT "HIT ANY KEY TO CONTINUE.": GET G$: PRINT G$:
530 POKE 216,0: CLEAR
540 ONERR GOTO 500
1000 REM DEFINE CONSTANTS
1010 DIM LX(52),MCX(1,53),RCX(1,35)
1020 LX(0) = 158:LX(1) = 156:LX(2) = 153:LX(3) = 151:LX(4) = 149:LX(5) = 146
1030 LX(6) = 144:LX(7) = 142:LX(8) = 140:LX(9) = 137:LX(10) = 135:LX(11) = 133:LX(12) = 130:LX(13) = 128:LX(14) = 125:LX(15) = 123:LX(16) = 120:LX(17) = 118:LX(18) = 115:LX(19) = 113:LX(20) = 110:LX(21) = 108
1040 LX(22) = 105:LX(23) = 103:LX(24) = 100:LX(25) = 97:LX(26) = 92:LX(27) = 89:LX(28) = 86:LX(29) = 83:LX(30) = 81:LX(31) = 78:LX(32) = 75:LX(33) = 72:LX(34) = 69:LX(35) = 66
1050 LX(36) = 62:LX(37) = 59:LX(38) = 56:LX(39) = 52:LX(40) = 49:LX(41) = 45:LX(42) = 42:LX(43) = 38:LX(44) = 35:LX(45) = 27:LX(46) = 22:LX(47) = 18:LX(48) = 14:LX(49) = 11:LX(50) = 10:LX(51) = 5:LX(52) = 0
1070 D$ = CHR$(4)
1080 D1$ = "SU":D2$ = "MO":D3$ = "TU":D4$ = "WE":D5$ = "TH":D6$ = "FR":D7$ = "SA"
1090 R1 = 1.5708:R2 = 3.14159:R3 = 4.7124:R4 = 6.2832:R5 = 57.296:R6 = .01745:R9 = 111.12:R7 = 3957:RB = 1440
1100 M1$ = "B":M2$ = "A":M3$ = " (GRP)":M4$ = " (EXP)":M5$ = "J"
1110 DEF FN ASN(X) = ATN (X / SQR (- X * X + 1))
1120 DEF FN ACS(X) = - ATN (X / SQR (- X * X + 1)) + 1.57079
1130 DEF FN AN(X) = - ATN (X) + 1.5708
1140 DEF FN DP(X) = INT (X * 10 + .5) / 10
1150 DEF FN MOD(A) = INT ((A / 2 - INT (A / 2)) * B + .05) * SGN (A / 2)
2000 REM OSCAR PATHFINDER MAIN ROUTINE
2020 POKE 33,40: POKE 34,0: HOME : TEXT : PRINT D$:"NOMONC,I,0"
2040 VTAB 1: HTAB 11: INVERSE : PRINT "OSCAR PATHFINDER": NORMAL
2050 POKE 34,1: HOME
2060 HOME
2070 VTAB 10: PRINT TAB(12)"STATION LOCATION": VTAB 11: PRINT TAB(12)"-----"
2080 VTAB 13: HTAB 5: INPUT "LONGITUDE (+ DEG W,- DEG E): ";A$: IF A$ = "" THEN 2080
2090 SD(2) = VAL (A$): IF SD(2) > 180 OR SD(2) < - 180 THEN VTAB 13: PRINT SPC(40): GOTO 2080
2100 VTAB 15: HTAB 5: INPUT "LATITUDE (+DEG N,-DEG S): ";A$: IF A$ = "" THEN 2100
2110 SD(1) = VAL (A$): IF SD(1) > 90 OR SD(1) < - 90 THEN VTAB 15: PRINT SPC(40): GOTO 2100
2120 SD(1) = SD(1) * R6:SD(2) = SD(2) * R6
2200 REM GET SAT DATA
2210 HOME
2220 VTAB 12: PRINT TAB(2)"WHAT IS THE DATE OF THE ORBIT DESIRED?"
2230 VTAB 14: PRINT TAB(10)"DATE:(MMDDYY) 3"
2240 VTAB 14: HTAB 24: INPUT DT$
2250 IF DT$ = "" THEN 2230
2260 DT = VAL (MID$(DT$,3,2)): IF DT < 0 OR DT > 31 THEN 2230
2270 AX = VAL (LEFT$(DT$,2)): IF AX > 12 OR AX < 0 THEN 2230
2280 DT$ = LEFT$(DT$,2) + "/" + MID$(DT$,3,2) + "/" + RIGHT$(DT$,2)
2290 POKE 34,1: HOME
2300 VTAB 12: HTAB 5: INPUT "WHAT DAY OF THE WEEK IS THAT?";A$
2310 DA$ = LEFT$(A$,2): IF DA$ < > D1$ AND DA$ < > D2$ AND DA$ < > D3$ AND DA$ < > D4$ AND DA$ < > D5$ AND DA$ < > D6$ AND DA$ < > D7$ THEN HOME : VTAB 10: PRINT TAB(4)"DAY NOT RECOGNIZED": FOR I = 1 TO 3000: NEXT : GOTO 2290
2320 HOME : VTAB 8: HTAB 7: PRINT "NAME OF SATELLITE DESIRED:": VTAB 9: HTAB 7: PRINT "-----": VTAB 13: HTAB 12: PRINT "1] OSCAR 7": VTAB 15: HTAB 12: PRINT "2] OSCAR 8": VTAB 17: HTAB 12: PRINT "3] OTHER"
2330 VTAB 19: HTAB 12: PRINT "4] QUIT": VTAB 8: HTAB 34: INPUT "":G$
2340 IF VAL (G$) < 1 OR VAL (G$) > 4 THEN 2320
2350 IF G$ = "1" THEN OS% = 7:OS% = "OSCAR 7":ALT = 910:PER = 114.945:INC = 101.7: GOTO 2390
2360 IF G$ = "2" THEN OS% = 8:OS% = "OSCAR 8":ALT = 542:PER = 102.79:INC = 99.9: GOTO 2390
2370 IF G$ = "4" THEN END
2380 GOSUB 13000
2390 B = INT (RB / PER + .5): REM ORBITS PER DAY
2400 C = (PER / RB) * 360 * R6: REM PRECESSION(RAD)
2410 D = FN ACS(R7 / (R7 + ALT)): REM SAT HORIZON (RAD)
2420 DIM AF(2,B),SSP(5,INT (PER + .5))
2430 GOSUB 8000: GOSUB 6000: GOSUB 5000
2440 GOSUB 6500
2450 VTAB 23: PRINT TAB(5)"WHICH ORBIT?(SELECT BY REF #):"
2460 VTAB 23: HTAB 35: INPUT A#
2470 IF A# = "" THEN 2450
2480 AG = VAL (A#): IF AG > B OR AG < 0 THEN 2460
2490 POKE 34,1: HOME
2500 VTAB 5: PRINT TAB(5)"NOW COMPUTING ORBITAL DATA FOR ": VTAB 7: PRINT TAB(5)OS%:" ORBIT # ";AF(0,AG):" ON ";DT$
2510 VTAB 10: PRINT TAB(12)"PLEASE STAND BY..."
2520 VTAB 14: FOR I = 1 TO 40: PRINT "-": NEXT
2530 VTAB 18: HTAB 5: PRINT "ORBITAL DATA COMPUTED FOR ": VTAB 20: HTAB 5: PRINT "OUT OF "; INT (PER + .5):" MINUTES OF THE ORBIT."
2540 GOSUB 7000
2550 POKE 34,1: TEXT : HOME : VTAB 5: PRINT TAB(5)"ORBITAL DATA NOW COMPUTED"
2560 POKE 34,5
2570 TEXT : HOME : VTAB 5: PRINT TAB(5)"THESE DISPLAY MODES ARE AVAILABLE:"
2580 VTAB 8: HTAB 5: PRINT "1] REAL TIME GRAPHICS": PRINT TAB(5)"2] HIGH SPEED GRAPHICS": PRINT TAB(5)"3] ANTENNA AZ/EL DATA": PRINT TAB(5)"4] SUBSATELLI

```

```

TE POINT DATA": PRINT TAB(5)"5] ORBITS FOR CURRENT DAY"
2585 VTAB 13: HTAB 5: PRINT "6] COMPUTE DATA FOR ANOTHER ORBIT": PRINT TAB(5)"7] RESTART PROGRAM": PRINT TAB(5)"8] QUIT"
2590 VTAB 18: PRINT " ANY CHOICE MAY BE ABORTED AT ANY TIME BY HITTING THE 'ESC' KEY. HITTING ANY KEY WHEN A ROUTINE IS COMPLETED WILL ACCESS THE MENU."
2600 VTAB 24: PRINT TAB(20)"YOUR CHOICE?": GET G$: PRINT G$
2610 G = VAL (G$): IF G < 1 OR G > 8 THEN 2560
2620 ON G GOTO 4000,3000,3400,3600,2650,2440,2630,2640
2630 CLEAR : GOTO 1000
2640 END
2650 GOSUB 6500: GOTO 2600
3000 REM HIGH SPEED GRAPHICS
3010 HGR : HOME : HCOLOR= 3
3015 PRINT CHR$(4)"BLOAD MAP 1"
3020 POKE 34,1: HOME
3030 IF FB% = 1 THEN 3070
3035 POKE - 16303,0
3040 VTAB 10: HTAB 5: FLASH : PRINT "THE SATELLITE DOES NOT PASS": VTAB 11: HTAB 5: PRINT "WITHIN THE BOUNDS OF THE MAP.": NORMAL : VTAB 12: PRINT TAB(5)"TO DISPLAY THE MAP ALONE TYPE 'M'"
3050 GET G$: IF G$ = "M" THEN HOME : POKE - 16304,0: VTAB 24: PRINT TAB(13)"NEXT CHOICE?": GET G$: PRINT G$
3060 GOTO 2560
3070 HOME : POKE - 16304,0
3080 GOSUB 9000: GOSUB 9500: GOSUB 10000
3090 VTAB 21: PRINT TAB(7)OS%:" ORBIT # ";AF(0,AG):" MODE ";MO$
3100 IF TR = 0 THEN HTAB 5: PRINT OS%:" FLASH : PRINT " NOT IN RANGE ": NORMAL : PRINT "THIS ORBIT": GOTO 3320
3110 GOSUB 10500
3120 VTAB 22: PRINT "HIT SPACE BAR WHEN READY TO START"
3130 VTAB 24: PRINT "HIT 'ESC' FOR MENU.":
3140 VTAB 24: HTAB 20: GET B$: PRINT B$: IF B$ = CHR$(27) THEN 2550
3150 IF G$ < > CHR$(32) THEN 3140
3160 VTAB 22: HTAB 1: CALL - 868: VTAB 22: HTAB 3: PRINT "TIME:": VTAB 22: HTAB 20: PRINT "AZIMUTH:"
3200 FOR I = AS(2) TO LS(2)
3210 HPLLOT XS,YS TO MCX(0,I),MCX(1,I)
3220 T = SSP(0,I): GOSUB 12500:T$ = LEFT$(T$,5):AZ = FN DP(SSP(4,I) * R5): VTAB 22: HTAB 8: PRINT " ": VTAB 22: HTAB 28: PRINT " ": VTAB 22: HTAB 8: PRINT T$: VTAB 22: HTAB 28: PRINT AZ
3280 FOR J = 1 TO 2:KB = PEEK (- 16384): POKE - 16368,0: IF KB = 155 THEN 2560
3290 NEXT
3300 PRINT CHR$(7): CHR$(7):
3310 NEXT
3315 VTAB 23: HTAB 15: PRINT "TIR = ";TR:" MIN."
3320 VTAB 24: HTAB 20: GET B$: GOTO 2550
3400 REM DISPLAY AZ/EL
3410 POKE 34,2: HOME : TEXT
3420 VTAB 3: PRINT TAB(5)OS%:" ORBIT # ";AF(0,AG):" ON ";DT$
3430 IF TR = 0 THEN VTAB 12: HTAB 8: FLASH : PRINT "SATELLITE NOT IN RANGE.": NORMAL : VTAB 14: PRINT TAB(8)"NO ANTENNA DATA AVAILABLE.": GOTO 3540
3440 VTAB 4: PRINT TAB(8)"ANTENNA DIRECTION DATA:"
3450 VTAB 5: PRINT "TIME(ZULU) AZIMUTH ELEVATION"
3460 VTAB 6: FOR I = 1 TO 40: PRINT "-": NEXT
3470 POKE 34,6
3480 L = 6
3490 FOR I = AS(2) TO LS(2)
3500 L = L + 1: IF L > = 22 THEN 3550
3510 T = SSP(0,I): GOSUB 12500:AZ = FN DP(SSP(4,I) * R5):EL = FN DP(SSP(5,I) * R5)
3520 VTAB L: PRINT T$: TAB(16):AZ: TAB(32):EL
3530 NEXT
3540 VTAB 24: HTAB 20: GET B$: GOTO 2610
3550 VTAB 23: PRINT TAB(10)"HIT ANY KEY TO CONT.": GET G$: PRINT G$: IF B$ = CHR$(27) THEN 2610
3560 HOME :L = 7: GOTO 3510
3600 REM DISPLAY SSP'S
3610 POKE 34,2: TEXT : HOME : VTAB 3: PRINT TAB(5)OS%:" ORBIT # ";AF(0,AG):" ON ";DT$
3620 T = AF(1,AG): GOSUB 12500:L1 = FN DP(AF(2,AG) * R5)
3630 VTAB 4: PRINT "TIME OF EQX:":T$: EQX(LON W)":L1
3640 VTAB 5: PRINT "THE SUBSAT. POINTS FOR THIS ORBIT ARE:"
3650 VTAB 6: PRINT " TIME TIME LAT LON"
3660 VTAB 7: PRINT "(AFTER EQX) (UTC) (+N) (+W) "
3670 VTAB 8: FOR T = 1 TO 40: PRINT "-": NEXT
3680 POKE 34,8:L = 8
3690 FOR I = 1 TO INT (PER + .5)
3700 L = L + 1: IF L < 22 THEN 3730
3710 VTAB 23: HTAB 10: PRINT "HIT ANY KEY TO CONT.": GET G$: PRINT G$: IF G$ = CHR$(27) THEN 2560
3720 L = 10: HOME
3730 T = SSP(0,I): GOSUB 12500:L1 = FN DP(SSP(1,I) * R5):L2 = FN DP(SSP(2,I) * R5)
3740 VTAB L: PRINT I: HTAB 16: PRINT T$: HTAB 26: PRINT L1: HTAB 35: PRINT L2
3750 NEXT
3760 VTAB 24: HTAB 20: GET B$: POKE 34,2: HOME : GOTO 2610
3770 GOTO 2610
3990 END
4000 REM REAL TIME GRAPHICS
4010 HGR : HOME : HCOLOR= 3
4015 PRINT CHR$(4)"BLOAD MAP 1"
4020 POKE 34,1: HOME
4030 IF FB% = 1 THEN 4070
4035 POKE - 16303,0
4040 VTAB 10: HTAB 5: FLASH : PRINT "THE SATELLITE DOES NOT PASS": VTAB 11: HTAB 5: PRINT "WITHIN THE BOUNDS OF THE MAP.": NORMAL : VTAB 12: PRINT TAB(5)"TO DISPLAY THE MAP ALONE TYPE 'M'"
4050 GET G$: IF G$ = "M" THEN HOME : POKE - 16304,0: VTAB 24: PRINT TAB(13)"NEXT CHOICE?": GET G$: PRINT G$
4060 GOTO 2560
4070 HOME : POKE - 16304,0
4080 GOSUB 9000: GOSUB 9500: GOSUB 10000
4090 VTAB 21: PRINT TAB(7)OS%:" ORBIT # ";AF(0,AG):" MODE ";MO$
4100 IF TR = 0 THEN HTAB 5: PRINT OS%:" FLASH : PRINT " NOT IN RANGE ": NORMAL : PRINT "THIS ORBIT": GOTO 4140
4110 GOSUB 10500
4120 T = AS(1): GOSUB 12500: VTAB 22: PRINT "HIT SPACE BAR WHEN TIME= ";T$: (AO 5)"
4130 VTAB 23: PRINT "HIT 'ESC' FOR MENU."
4140 VTAB 24: HTAB 20: GET B$: IF B$ = CHR$(27) THEN 2550
4150 IF G$ < > CHR$(32) THEN 4140
4160 VTAB 22: HTAB 1: PRINT SPC(40): VTAB 22: PRINT "TIME(UTC) AZIMUTH ELEVATION": POKE 34,22

```

crossing (EQX) data for the reference orbit for the date selected earlier. This data is entered as (1) orbit number, (2) EQX time of day in the format HHMMSS, and (3) the EQX longitude with the west longitude being positive.

The program then computes the equatorial crossing data for each of the orbits for that date. The desired orbit number is selected by entering the reference number associated with it. The program then begins its

major number-crunching routines, generating latitudes, longitudes, bearings, and ranges for subsatellite points (SSP) in one minute intervals for the orbit, and computing elevation to the satellite for each minute the satellite is

within range (above the horizon).  
The computing time for SSP data is approximately 1.4 seconds for each minute of the orbit. For example, if the orbit is 100 minutes long, it would take about 2



```

4170 FOR I = AS(2) TO LS(2):T = SSP(0,I):GOSUB 12500:T$ = LEFT$(T$,5):AZ =
FN DP(SSP(4,I) * R5):EL = FN DP(SSP(5,I) * R5):HOME : VTAB 23: PRINT T$: TAB(
16):AZ: TAB( 32):EL
4180 TC = LS(2) - I: VTAB 24: HTAB 12: PRINT "TIME TO LOS: ";TC;
4190 IF TC = 0 THEN 4310
4200 HPLLOT XS,YS TO MCX(0,I),MCX(1,I)
4280 FOR J = 1 TO 2309:KB = PEEK ( - 16384):POKE - 16368,0: IF KB = 155 THEN
2560
4290 NEXT
4300 PRINT CHR$( 7):CHR$( 7)
4310 NEXT
4320 VTAB 24: HTAB 20: GET G$:GOTO 2550
5000 REM FIND OSCAR MODES
5010 IF LEFT$(OS$,5) < > "OSCAR" THEN MD$ = "N/A": RETURN
5020 IF OS% = 8 THEN 5080
5030 IF FN MOD(AC) = 0 THEN MD$ = M1$
5040 IF FN MOD(AC) = 1 THEN MD$ = M2$
5050 IF DA$ = D$(2) THEN MD$ = M0$ + M3$
5060 IF DA$ = D$(4) THEN MD$ = M4$
5070 RETURN
5080 IF DA$ = D2$ OR DA$ = D5$ THEN MD$ = M2$
5090 IF DA$ = D1$ OR DA$ = D7$ THEN MD$ = M5$
5100 IF DA$ = D3$ OR DA$ = D6$ THEN MD$ = M2$ + " & " + M5$
5110 IF DA$ = D4$ THEN MD$ = M4$
5120 RETURN
6000 REM COMPUTE ALL ORBITS FOR DAY
6010 F = 1
6020 FOR I = 0 TO B
6030 FOR J = 0 TO 2
6040 ON J + 1 GOTO 6050,6070,6100
6050 AF(J,I) = AE(J) + F * I
6060 NEXT
6070 AF(J,I) = AE(J) + PER * I
6080 IF AF(J,I) > RB THEN AF(J,I) = AF(J,I) - RB
6090 NEXT
6100 AF(J,I) = AE(J) + C * I
6110 IF AF(J,I) > R4 THEN AF(J,I) = AF(J,I) - R4
6120 IF AF(J,I) > R2 THEN AF(J,I) = AF(J,I) - R4
6130 IF AF(J,I) < -R2 THEN AF(J,I) = AF(J,I) + R4
6140 NEXT
6150 NEXT
6160 RETURN
6500 REM LIST ORBITS FOR DAY
6510 HOME
6520 VTAB 3: PRINT TAB( 6)OS$;" ORBITS FOR ";DT$
6530 VTAB 4: PRINT "REF # ORBIT# TIME EQX (DEG W)"
6540 VTAB 5: FOR I = 1 TO 40: PRINT "-":NEXT
6550 POKE 34,5:L = 5
6560 FOR I = 0 TO B
6570 L = L + 1: IF L > 22 THEN 6630
6580 T = AF(1,I):GOSUB 12500
6590 LD = FN DP(AF(2,I) * R5)
6600 VTAB L: PRINT I: TAB( 9):AF(0,I): TAB( 19):T$: TAB( 31):LD
6610 NEXT
6620 RETURN
6630 VTAB 23: HTAB 10: PRINT "HIT ANY KEY TO CONT. LISTING.": GET G$: PRINT G$
: HOME : L = 5: GOTO 6570
7000 REM COMPUTE SUBSATELLITE DATA
7010 I1 = INC * R6:T = AF(1,AG):EQX = AF(2,AG):AZ = 0:LX = 0:FBZ = 0
7020 FOR I = 1 TO INT (PER + .5)
7030 SSP(0,I) = T + I: IF SSP(0,I) > RB THEN SSP(0,I) = SSP(0,I) - RB
7040 SSP(1,I) = FN ASN ( SIN (I1) * SIN (R4 * I / PER))
7050 BA = COS (R4 * I / PER) / COS (SSP(1,I))
7060 IF BA = 1 OR BA = - 1 THEN SSP(2,I) = (.25 * I * R6) + EQX:GOTO 7080
7070 SSP(2,I) = FN ACS(BA) + (.25 * I * R6) + EQX
7080 IF SSP(2,I) > R4 OR SSP(2,I) > R2 THEN SSP(2,I) = SSP(2,I) - R4
7090 IF SSP(2,I) < -R2 THEN SSP(2,I) = SSP(2,I) + R4
7100 H = ALI + R7:N = SD(2) - SSP(2,I): IF N < -R2 THEN N = N + R4
7110 IF N > R2 THEN N = N - R4
7120 SSP(3,I) = FN ACS( SIN (SD(1)) * SIN (SSP(1,I)) + COS (SD(1)) * COS (SS
P(1,I)) * COS (N))
7130 IF SSP(3,I) < 0 THEN SSP(3,I) = SSP(3,I) + R2
7140 TA = SIN (SSP(1,I)) - ( SIN (SD(1)) * COS (SSP(3,I))):TB = COS (SD(1)) *
SIN (SSP(3,I)):TC = TA / TB
7150 IF TC < - 1 THEN TC = -.999999999
7160 IF TC > 1 THEN TC = .999999999
7170 SSP(4,I) = FN ACS(TC): IF SGN (N) = - 1 THEN SSP(4,I) = R4 - SSP(4,I)
7180 IF SSP(3,I) < = D AND AZ = 0 THEN AS(1) = SSP(0,I):AS(2) = I:AZ = 1
7190 IF SSP(3,I) > D AND LX = 0 AND AZ < > 0 THEN LS(1) = SSP(0,I):LS(2) = I:L
% = 1
7200 IF SSP(3,I) < = D THEN SSP(5,I) = R1 - ATN ((H * SIN (SSP(3,I))) / (H *
COS (SSP(3,I)) - R7))
7210 IF I = 1 THEN 7270
7220 IF SSP(1,I) > = .15705 AND SSP(1,I - 1) < .15705 AND SGN (SSP(2,I)) = 1
THEN YA = I
7230 IF SSP(1,I) < = 1.0645 AND SSP(1,I - 1) > 1.0645 AND SGN (SSP(2,I)) = 1
THEN YA = I
7240 IF SSP(1,I) > 1.0645 AND SSP(1,I - 1) < = 1.0645 AND SGN (SSP(2,I)) = 1
THEN YB = I - 1
7250 IF SSP(1,I) < .15705 AND SSP(1,I - 1) > = .15705 AND SGN (SSP(2,I)) = 1
THEN YB = I - 1
7260 VTAB 18: HTAB 31: PRINT I
7270 NEXT
7280 TR = LS(1) - AS(1)
7290 IF SSP(2,YA) < 2.7571 AND SSP(2,YB) > .586 THEN FBZ = 1
7300 RETURN
8000 REM INPUT REF ORBIT DATA
8010 HOME : VTAB 5: HTAB 5: PRINT OS$;" REFERENCE ORBIT DATA ": VTAB 7: HTAB 14
: PRINT "FOR ";DT$
8020 VTAB 10: HTAB 5: PRINT "ENTER ORBIT NO.(XXXX):" : VTAB 10: HTAB
28: INPUT "":A$: IF LEN (A$) > 5 THEN 8020
8025 IF A$ = "" THEN 8020
8030 AE(0) = VAL (A$)
8040 VTAB 12: HTAB 5: PRINT "ENTER EQX TIME(UTC) :HHMMSS ": VTAB 12: HTAB 28:
INPUT "":A$: IF LEN (A$) < 6 THEN 8040
8045 IF A$ = "" THEN 8040
8050 IF VAL ( RIGHT$ (A$,2)) > 59 OR VAL ( RIGHT$ (A$,2)) < 0 THEN 8040
8060 IF VAL ( MID$ (A$,3,2)) > 59 OR VAL ( MID$ (A$,3,2)) < 0 THEN 8040
8070 IF VAL ( LEFT$ (A$,2)) < 0 OR VAL ( LEFT$ (A$,2)) > 23 AND VAL ( MID$ (
A$,3,2)) > 59 THEN 8040
8080 T$ = A$:GOSUB 12000:AE(1) = T
8090 VTAB 14: HTAB 5: PRINT "ENTER EQX LONGITUDE :": VTAB 14: HTAB 28:
INPUT "":A$: IF A$ = "" THEN 8090
8100 IF LEN (A$) > 5 THEN 8090
8110 IF VAL (A$) > 180 OR VAL (A$) < - 180 THEN 8090

```

```

8120 AE(2) = VAL (A$) * R6
8130 RETURN
9000 REM COMPUTE RANGE CIRCLE
9010 DD = D + D * .2
9020 FOR I = 0 TO 350 STEP 10
9030 K = I * R6
9040 RC = COS (K) * DD + SD(1)
9050 RD = SIN (K) * DD + SD(2)
9060 A = INT (RC * R5 + .5):O = RD * R5
9070 IF A < 9 THEN A = 9
9080 IF A > 61 THEN A = 61
9090 GOSUB 11000
9100 RCZ(1,I / 10) = INT (X + .5):RCZ(0,I / 10) = Y
9110 IF RCZ(1,I / 10) > 279 THEN RCZ(1,I / 10) = 279
9120 IF RCZ(1,I / 10) < 0 THEN RCZ(1,I / 10) = 0
9130 IF RCZ(0,I / 10) > 159 THEN RCZ(0,I / 10) = 159
9140 IF RCZ(0,I / 10) < 0 THEN RCZ(0,I / 10) = 0
9150 NEXT
9160 RETURN
9500 REM PLOT RANGE CIRCLE
9510 HPLLOT RCZ(1,0),RCZ(0,0)
9520 FOR I = 1 TO 35
9530 HPLLOT TO RCZ(1,I),RCZ(0,I)
9540 NEXT
9550 HPLLOT TO RCZ(1,0),RCZ(0,0)
9560 RETURN
10000 REM PLOT PATH
10010 IF NOT FBZ THEN RETURN
10020 FOR I = YA TO YB
10030 O = SSP(2,I) * R5:A = INT (SSP(1,I) * R5 + .5): IF A < 9 OR A > 61 THEN I
0120
10040 GOSUB 11000
10050 IF X < 0 OR X > 279 THEN 10120
10060 IF X = 0 AND Y = 0 THEN HPLLOT X,Y TO X + 1,Y TO X,Y + 1:GOTO 10120
10070 IF X = 279 AND Y = 0 THEN HPLLOT X,Y TO X - 1,Y TO X,Y + 1:GOTO 10120
10080 IF X = 279 THEN HPLLOT X,Y - 1 TO X,Y + 1 TO X - 1,Y:GOTO 10120
10090 IF X = 0 THEN HPLLOT X,Y - 1 TO X,Y + 1 TO X + 1,Y:GOTO 10120
10100 IF Y = 0 THEN HPLLOT X - 1,Y TO X + 1,Y TO X,Y + 1:GOTO 10120
10110 HPLLOT X - 1,Y TO X + 1,Y TO X,Y - 1 TO X,Y + 1
10120 NEXT
10130 RETURN
10500 REM COMPUTE BEARING LINES
10510 A = SD(1) * R5:O = SD(2) * R5:GOSUB 11000:XS = X:YS = Y
10520 DB(1) = ( ATN ((279 - X) / YS)) * R5
10530 DB(2) = 180 - (( ATN ((279 - X) / (159 - YS))) * R5)
10540 DB(3) = 180 + (( ATN (X / (159 - YS))) * R5)
10550 DB(4) = 360 - (( ATN (X / YS)) * R5)
10600 REM COMPUTE XY POINTS FOR BEARING LINES
10610 FOR I = AS(2) TO LS(2)
10620 A = INT (SSP(1,I) * R5 + .5): IF A < 9 OR A > 61 THEN 10670
10630 O = SSP(2,I) * R5:GOSUB 11000:XP = X
10640 IF XP > 279 OR XP < 0 THEN 10670
10650 MCX(0,I) = XP:MCX(1,I) = Y
10660 NEXT
10665 RETURN
10670 BNG = SSP(4,I) * R5
10680 IF BNG > DB(4) OR BNG < = DB(1) THEN MCX(1,I) = 0:GOTO 10720
10690 IF BNG > DB(1) AND BNG < = DB(2) THEN MCX(0,I) = 279:GOTO 10750
10700 IF BNG > DB(2) AND BNG < = DB(3) THEN MCX(1,I) = 159:GOTO 10780
10710 IF BNG > DB(3) AND BNG < = DB(4) THEN MCX(0,I) = 0:GOTO 10810
10720 IF BNG > DB(1) THEN 10740
10730 MCX(0,I) = YS * TAN (SSP(4,I)) + XS:GOTO 10660
10740 MCX(0,I) = XS - (YS * ( TAN (R4 - SSP(4,I)))):GOTO 10660
10750 IF BNG < = 90 THEN 10770
10760 MCX(1,I) = YS + ((279 - X) * ( TAN (SSP(4,I) - R1))):GOTO 10660
10770 MCX(1,I) = YS - ((279 - X) * ( TAN (R1 - SSP(4,I))):GOTO 10660
10780 IF BNG > 180 THEN 10800
10790 MCX(0,I) = XS + ((159 - YS) * ( TAN (R2 - SSP(4,I))):GOTO 10660
10800 MCX(0,I) = XS - ((159 - YS) * ( TAN (SSP(4,I) - R2))):GOTO 10660
10810 IF BNG > 270 THEN 10830
10820 MCX(1,I) = YS + (XS * ( TAN (SSP(4,I) - R3))):GOTO 10660
10830 MCX(1,I) = YS - (XS * ( TAN (R3 - SSP(4,I))):GOTO 10660
11000 REM CONVERT LON-LAT TO X,Y
11010 X = 220 - ((D - 60) * 2.2353)
11020 Y = LZ(A - 9)
11050 RETURN
11500 REM CONVERT RADIANS TO DEGREES
11520 L1 = L1 * R5
11530 L2 = L2 * R5
11540 RETURN
12000 REM TIME CONVERSION
12010 REM (HHMMSS TO XXXX.XX MIN)
12020 T1 = VAL ( LEFT$ (T$,2)) * 60
12030 T2 = VAL ( MID$ (T$,3,2))
12040 T3 = VAL ( RIGHT$ (T$,2)) / 60
12050 T = T1 + T2 + T3
12060 T = INT (T * 100 + .5) / 100
12070 RETURN
12500 REM TIME CONVERSION
12510 REM (XXXX.XX TO HHMMSS)
12520 T1 = INT (T / 60)
12530 T2 = INT ((T / 60 - INT (T / 60)) * 60)
12540 T3 = INT (((T / 60 - INT (T / 60)) * 60) - INT ((T / 60 - INT (T / 60)
)) * 60) * 60 + .5)
12550 T1$ = STR$(T1):T2$ = STR$(T2):T3$ = STR$(T3)
12560 IF T1 = 0 THEN T1$ = "00"
12570 IF LEN (T1$) = 1 THEN T1$ = "0" + T1$
12580 IF T2 = 0 THEN T2$ = "00"
12590 IF LEN (T2$) = 1 THEN T2$ = "0" + T2$
12600 IF T3 = 0 THEN T3$ = "00"
12610 IF LEN (T3$) = 1 THEN T3$ = "0" + T3$
12620 T$ = T1$ + ":" + T2$ + ":" + T3$
12630 RETURN
13000 REM INPUT ALTERNATE SATELLITE DATA
13010 HOME : VTAB 10: PRINT "NAME OF SATELLITE:": VTAB 10: HTAB
19: INPUT "":A$:A$ = LEFT$ (A$,7):OS$ = A$
13020 IF LEN (A$) > 7 THEN OS$ = A$ + RIGHT$ (" ",7 - LEN (A$))
13030 VTAB 12: INPUT "SAT. ALT.(STATUTE MILES):":A$: IF A$ = "" THEN 13050
13040 ALT = VAL (A$)
13050 VTAB 14: INPUT "SATELLITE INCLINATION IN DEG.":A$: IF A$ = "" THEN 13050
13060 INC = VAL (A$)
13065 VTAB 20: HTAB 5: INPUT "IS ALL DATA CORRECT?":A$: IF LEFT$ (A$,1) = "N"
THEN 13010
13070 PER = (R4 * SQR (((ALT + R7) ^ 3) / 95600)) / 60
13080 OS% = 0: RETURN

```

minutes and 20 seconds to compute all the satellite data. (Try doing it in that time on your calculator!)

## Display Menu

Finally, with all data computed, the program

goes into the display mode, starting out with the display menu offering the choice of (1) real-time graphics, (2) high speed graphics, (3) azimuth-elevation list, (4) SSP data list, (5) orbits for the another one of the orbits of

the day, (7) start the program over, and (8) quit. If, while any of the display routines is running it becomes necessary to access the display menu again, pressing the ESC key will accomplish this. This allows one to jump around the dis-

play modes without having to wait for each one to finish.

If the real-time graphics choice is selected, the computer loads the map from the disk into the Hi-Res screen buffer 1. Then, if the satellite path is within the



Listing 3.

```

10 REM *****
20 REM #
30 REM # US MAP GENERATOR #
40 REM #
50 REM # BY T.C. JOHNSON #
60 REM #
70 REM # WB&NOK #
80 REM #
90 REM # NOV 1980 #
95 REM #
97 REM *****
100 HOME : HGR : HCOLOR= 3: HPLLOT 0,0 TO 279,0 TO 279,159 TO 0,159 TO 0,0
110 HPLLOT 75,55 TO 75,56 TO 76,57 TO 76,58 TO 77,59 TO 77,66 TO 76,67 TO 76,72
TO 75,73 TO 75,74 TO 76,75 TO 76,80 TO 77,81 TO 77,83 TO 80,88 TO 80,89 TO 82,93
TO 84,94 TO 84,96 TO 91,99 TO 93,102 TO 98,102 TO 105,105 TO 112,105 TO 112,104
120 HPLLOT TO 123,111 TO 124,110 TO 124,109 TO 127,109 TO 135,119 TO 136,119 TO
136,115 TO 137,114 TO 137,113 TO 143,109 TO 149,109 TO 149,110 TO 152,110 TO 15
3,111 TO 154,111 TO 154,110 TO 153,109 TO 154,108 TO 155,108 TO 156,107
130 HPLLOT TO 160,107 TO 163,109 TO 165,109 TO 166,108 TO 167,108 TO 168,109 TO
168,110 TO 169,111 TO 169,112 TO 168,113 TO 168,115 TO 171,118 TO 171,119 TO 17
3,121 TO 174,121 TO 175,120 TO 174,119 TO 174,118 TO 175,117 TO 174,116
140 HPLLOT TO 174,112 TO 174,110 TO 172,104 TO 173,103 TO 173,102 TO 177,100 TO
177,99 TO 178,98 TO 180,98 TO 184,94 TO 184,89 TO 183,88 TO 185,87 TO 186,86 TO
186,83 TO 187,83 TO 188,82 TO 188,80 TO 189,80 TO 190,79
150 HPLLOT TO 192,79 TO 192,78 TO 197,76 TO 197,75 TO 196,74 TO 196,72 TO 199,6
9 TO 204,67 TO 204,66 TO 203,65 TO 203,61 TO 202,60 TO 202,59 TO 199,59 TO 195,6
5 TO 186,66 TO 185,70 TO 181,72 TO 177,72 TO 177,73
160 HPLLOT TO 176,74 TO 168,77 TO 168,74 TO 169,73 TO 169,70 TO 168,69 TO 167,7
0 TO 166,70 TO 168,68 TO 168,67 TO 167,66 TO 167,65 TO 166,65 TO 165,64 TO 164,6
4 TO 164,65 TO 163,66 TO 162,66 TO 162,67 TO 160,69
170 HPLLOT TO 160,70 TO 161,71 TO 161,75 TO 159,76 TO 158,76 TO 158,72 TO 157,7
1 TO 158,70 TO 159,67 TO 159,65 TO 160,64 TO 162,63 TO 165,63 TO 165,61 TO 159,6
1 TO 158,60 TO 157,60 TO 157,59 TO 158,58
180 HPLLOT TO 156,59 TO 153,60 TO 152,61 TO 151,61 TO 150,59 TO 162,56 TO 160,5
6 TO 157,55 TO 156,54 TO 155,54 TO 154,55 TO 153,55 TO 152,53 TO 80,53 TO 80,57
TO 81,56 TO 77,56 TO 76,55
190 HPLLOT 93,102 TO 93,107 TO 94,108 TO 94,109 TO 95,110 TO 96,110 TO 97,111 TO
98,111 TO 98,113 TO 97,114 TO 96,114 TO 96,115 TO 98,116 TO 99,116 TO 100,117 T
O 101,117 TO 103,119 TO 103,120 TO 102,121 TO 103,122
200 HPLLOT TO 104,122 TO 105,123 TO 105,124 TO 106,124 TO 107,125 TO 107,126 TO
108,126 TO 109,125 TO 109,124 TO 105,120 TO 105,119 TO 103,117 TO 103,116 TO 10
2,116 TO 102,113 TO 101,112 TO 100,112 TO 100,111 TO 99,111 TO 99,110
210 HPLLOT TO 98,109 TO 97,109 TO 97,102
220 HPLLOT TO 97,105 TO 99,105 TO 100,106 TO 103,112 TO 107,116 TO 109,117 TO 1
09,118 TO 108,119 TO 109,120 TO 110,120 TO 118,130 TO 118,134 TO 119,135 TO 119,
136 TO 120,137 TO 123,137 TO 124,138 TO 126,138 TO 129,141 TO 130,141
230 HPLLOT TO 131,142 TO 132,142 TO 133,143 TO 140,143 TO 141,142 TO 143,142 TO
147,146 TO 148,146 TO 150,148 TO 152,148 TO 153,149 TO 157,149: HPLLOT 167,149 T
O 167,144 TO 165,144 TO 164,143 TO 157,143 TO 156,142 TO 155,142 TO 155,141
240 HPLLOT TO 157,139 TO 157,137 TO 158,137 TO 158,134 TO 159,133 TO 159,130 TO
153,130 TO 150,133 TO 150,135 TO 148,137 TO 144,137 TO 144,138 TO 143,138 TO 14
3,137 TO 140,136 TO 138,136 TO 138,133 TO 135,127 TO 135,119
250 HPLLOT 167,126 TO 175,126 TO 177,128 TO 179,128 TO 181,130 TO 186,132 TO 187
,132 TO 187,133 TO 180,133 TO 180,132 TO 178,130 TO 170,128 TO 170,127 TO 164,12
9 TO 164,128 TO 167,126: HPLLOT 190,133 TO 191,133 TO 192,134 TO 196,134
260 HPLLOT TO 196,135 TO 198,135 TO 199,136 TO 200,136 TO 200,137 TO 195,137 TO
195,138 TO 194,139 TO 193,139 TO 192,138 TO 190,138 TO 189,137 TO 187,137 TO 18
8,136 TO 191,136 TO 191,135 TO 190,134 TO 189,134
270 HPLLOT 178,137 TO 182,137 TO 182,138 TO 179,138
280 HPLLOT 153,56 TO 154,56 TO 156,54 TO 159,54 TO 159,53 TO 160,53 TO 162,55 TO
162,56 TO 164,56 TO 164,57 TO 165,58 TO 165,62 TO 168,62 TO 169,63 TO 171,63 TO
172,64 TO 173,64 TO 174,65 TO 174,68 TO 173,68
290 HPLLOT TO 171,66 TO 171,70 TO 170,71 TO 170,72: HPLLOT 169,75 TO 170,74 TO 1
76,74: HPLLOT 177,71 TO 178,70 TO 183,70: HPLLOT 189,65 TO 189,64 TO 194,60 TO 195
,60 TO 204,49 TO 208,49 TO 209,50 TO 213,50 TO 214,49 TO 220,50
300 HPLLOT 202,54 TO 204,54 TO 205,53 TO 208,53 TO 209,52 TO 210,53 TO 210,55 TO
209,56 TO 209,61 TO 210,60 TO 211,60 TO 212,61 TO 215,61 TO 215,64 TO 215,63 TO
211,63 TO 211,62 TO 210,62
310 HPLLOT 216,64 TO 217,64 TO 217,62 TO 218,61 TO 219,60 TO 219,63 TO 218,64 TO
218,65 TO 217,66 TO 215,66 TO 213,68 TO 211,68 TO 210,69 TO 209,69 TO 209,71 TO
206,71 TO 206,68 TO 207,68 TO 209,67 TO 209,64 TO 207,66 TO 205,66
320 HPLLOT 210,51 TO 212,51 TO 213,52 TO 215,52: HPLLOT 213,53 TO 216,53
330 HPLLOT 78,55 TO 77,55 TO 77,54 TO 75,54 TO 72,51 TO 71,51 TO 71,50 TO 69,50
TO 69,49 TO 68,48 TO 67,48 TO 67,47 TO 73,47 TO 73,49 TO 74,50 TO 75,51 TO 77,51
TO 77,52 TO 80,55
340 HPLLOT 79,52 TO 78,51 TO 76,51 TO 76,50 TO 75,49 TO 75,48 TO 74,47 TO 71,47
TO 71,45 TO 68,45 TO 68,42 TO 63,37 TO 64,37 TO 64,36 TO 61,33 TO 61,30 TO 59,30
TO 59,31 TO 57,31 TO 56,30
350 HPLLOT TO 56,29 TO 55,28 TO 55,27 TO 54,26 TO 55,25 TO 55,21 TO 54,22 TO 52
,22 TO 52,15 TO 52,18 TO 50,16 TO 48,18 TO 45,15 TO 45,13 TO 42,13 TO 42,12 TO 4
1,11 TO 40,11 TO 39,12 TO 38,12
360 HPLLOT TO 37,10 TO 33,10 TO 33,11 TO 31,11 TO 30,10
370 HPLLOT 76,75 TO 105,75: HPLLOT 85,75 TO 85,85 TO 97,95 TO 97,100 TO 96,101: H
PLLOT 98,75 TO 98,92 TO 97,92 TO 97,94: HPLLOT 91,75 TO 91,65 TO 92,65 TO 92,63 TO
91,62 TO 91,53: HPLLOT 78,62 TO 79,63 TO 84,63 TO 85,62 TO 91,62
380 HPLLOT 93,54 TO 93,55 TO 94,56 TO 94,58 TO 95,58 TO 95,59 TO 96,60 TO 97,60
TO 97,64 TO 99,64 TO 99,66 TO 100,66 TO 100,68 TO 101,67 TO 105,67 TO 105,78 TO
125,78 TO 125,89 TO 123,89 TO 123,104 TO 116,104
390 HPLLOT 110,78 TO 110,105: HPLLOT 99,89 TO 142,89 TO 142,91 TO 184,91: HPLLOT 1

```

```

05,66 TO 120,66: HPLLOT 120,53 TO 120,78: HPLLOT 120,62 TO 137,62: HPLLOT 120,72 TO
133,72 TO 134,73 TO 138,73: HPLLOT 125,81 TO 140,81
400 HPLLOT 123,91 TO 129,91 TO 129,94 TO 130,95 TO 130,96 TO 131,97 TO 134,97 TO
135,98 TO 143,98: HPLLOT 138,71 TO 149,71: HPLLOT 140,79 TO 150,79
410 HPLLOT 137,53 TO 137,64 TO 136,64 TO 138,65 TO 138,75 TO 139,76 TO 139,79 TO
140,80 TO 140,82 TO 142,84 TO 142,98 TO 143,99 TO 143,103 TO 144,103 TO 144,109
: HPLLOT 145,106
415 HPLLOT 143,100 TO 150,100
420 HPLLOT 149,60 TO 148,60 TO 148,62 TO 147,62 TO 147,63 TO 146,64 TO 146,65 TO
147,66 TO 147,67 TO 148,68 TO 149,68 TO 149,71 TO 151,73 TO 151,77 TO 150,78 TO
150,82 TO 153,87 TO 154,88
430 HPLLOT TO 154,91 TO 152,93 TO 152,95 TO 150,98 TO 150,102 TO 149,103 TO 149
,105 TO 153,105 TO 153,107 TO 154,108
440 HPLLOT 152,74 TO 158,74 TO 158,85 TO 157,86 TO 157,87 TO 156,88 TO 156,89 TO
155,89: HPLLOT 160,75 TO 168,75 TO 164,75 TO 164,83 TO 163,84 TO 163,85 TO 161,8
7 TO 158,87
450 HPLLOT 152,95 TO 173,95 TO 174,96 TO 176,96 TO 178,98: HPLLOT 157,95 TO 157,9
8 TO 156,99 TO 156,107 TO 158,107 TO 158,105 TO 163,105 TO 163,106 TO 169,106 TO
169,107 TO 170,107 TO 171,106
460 HPLLOT 162,95 TO 162,97 TO 163,97 TO 163,100 TO 164,101 TO 164,102 TO 163,10
3 TO 163,105: HPLLOT 170,92 TO 168,94 TO 168,96 TO 169,97 TO 169,99 TO 170,99 TO
173,102
470 HPLLOT 175,75 TO 186,75 TO 186,81 TO 174,81 TO 174,76: HPLLOT 165,84 TO 166,8
4 TO 167,85 TO 168,85 TO 170,83 TO 171,83 TO 173,81 TO 173,81 TO 175,81 TO 175,83 TO 176,8
3 TO 177,82 TO 178,83 TO 179,83 TO 183,87
480 HPLLOT 167,90 TO 168,89 TO 169,89 TO 169,87 TO 168,86 TO 170,88 TO 174,88 TO
174,87 TO 175,87 TO 175,86 TO 178,83: HPLLOT 190,66 TO 190,73 TO 189,74 TO 189,7
8 TO 188,78 TO 187,77
490 HPLLOT 193,66 TO 191,72 TO 194,72 TO 194,66: HPLLOT 190,75 TO 194,75 TO 194,7
7 TO 193,76: HPLLOT 184,82 TO 184,84 TO 183,85 TO 183,87
500 HPLLOT 142,10 TO 142,14 TO 143,15 TO 145,15 TO 146,16 TO 146,20 TO 147,20 TO
147,23 TO 148,23 TO 149,22 TO 153,22 TO 153,23 TO 155,23 TO 158,27 TO 160,27 TO
164,30 TO 170,30 TO 170,39
510 HPLLOT TO 171,40 TO 172,40 TO 172,41 TO 173,42 TO 173,43 TO 174,44 TO 176,4
4 TO 176,43 TO 177,43 TO 177,38 TO 176,37 TO 176,33 TO 175,32 TO 176,31 TO 178,3
1 TO 181,29 TO 183,26 TO 182,21
520 HPLLOT TO 181,20 TO 181,19 TO 178,17 TO 180,10: HPLLOT 199,10 TO 199,15 TO 2
01,15 TO 201,16 TO 204,17 TO 206,16 TO 209,10 TO 210,10 TO 215,15 TO 213,17 TO 2
15,19 TO 216,20 TO 216,25 TO 215,26 TO 215,27
530 HPLLOT TO 217,27 TO 218,28 TO 218,29 TO 219,30
560 HPLLOT 106,14 TO 106,16 TO 107,16 TO 108,15 TO 109,15 TO 109,14 TO 110,14 TO
111,13 TO 113,13 TO 111,13 TO 109,12 TO 108,13 TO 107,13 TO 107,14
570 HPLLOT 125,19 TO 125,24 TO 124,25 TO 123,24 TO 127,20 TO 126,19
580 HPLLOT 128,38 TO 128,39 TO 129,39 TO 130,40 TO 130,42 TO 133,45 TO 133,47 TO
134,48 TO 135,47 TO 134,47 TO 134,46 TO 134,43 TO 132,43 TO 132,42 TO 131,42 TO
131,39 TO 129,37
590 HPLLOT 133,36 TO 135,36 TO 137,36 TO 137,41 TO 137,42 TO 139,44 TO 139,45 TO
138,48 TO 138,44 TO 136,41 TO 135,41 TO 133,41 TO 133,39 TO 134,38 TO 133,37 TO
132,37
600 HPLLOT 180,9 TO 180,6 TO 178,6 TO 178,5 TO 179,5 TO 180,4 TO 180,0 TO 191,0
TO 193,2 TO 194,2 TO 194,4 TO 195,5 TO 198,5 TO 198,6 TO 197,7 TO 197,8 TO 198,8
TO 198,10
610 HPLLOT 220,30 TO 222,30 TO 222,31 TO 224,31 TO 225,32 TO 224,33 TO 222,33 TO
221,34 TO 221,35 TO 220,35 TO 220,36 TO 221,36 TO 222,35 TO 223,35 TO 224,34 TO
226,34 TO 226,35 TO 227,36 TO 229,36
620 HPLLOT TO 229,41 TO 228,42 TO 228,43 TO 227,44 TO 223,44 TO 222,45 TO 222,4
7 TO 221,47 TO 220,48 TO 220,49
630 HPLLOT 221,57 TO 231,57 TO 231,58 TO 230,58 TO 229,59 TO 231,59 TO 233,57 TO
233,59 TO 234,60 TO 235,59 TO 235,56 TO 234,57 TO 234,55 TO 233,55 TO 235,53 TO
235,54 TO 233,52 TO 234,51 TO 234,50
640 HPLLOT TO 230,50 TO 230,49 TO 228,49 TO 228,47 TO 229,46 TO 229,45 TO 228,4
5 TO 226,47 TO 226,48 TO 225,49 TO 225,50 TO 224,51 TO 223,51 TO 223,52 TO 222,5
3 TO 223,54 TO 221,55 TO 221,57
650 HPLLOT 242,0 TO 244,2 TO 244,3 TO 245,3 TO 245,4 TO 246,5 TO 246,6 TO 247,5
TO 249,5 TO 250,6 TO 253,6 TO 252,7 TO 253,7 TO 253,9 TO 254,9 TO 254,10 TO 251,
10 TO 252,9
660 HPLLOT TO 252,7 TO 253,6 TO 253,2 TO 254,2 TO 255,0
670 HPLLOT 29,9 TO 28,9 TO 27,8 TO 27,7 TO 25,7 TO 25,6 TO 24,5 TO 23,5 TO 21,7
TO 23,9 TO 21,9 TO 21,10 TO 19,10 TO 18,12 TO 16,12 TO 16,13 TO 13,13 TO 14,12 T
O 13,11
680 HPLLOT TO 14,10 TO 14,8 TO 16,6 TO 17,6 TO 18,5 TO 17,4 TO 15,6 TO 15,5 TO
13,7 TO 13,8 TO 12,9 TO 12,10 TO 11,10 TO 11,12 TO 9,12 TO 8,13 TO 8,14 TO 10,14
TO 10,15
690 HPLLOT TO 9,16 TO 9,18 TO 5,20 TO 5,21 TO 0,23
700 HPLLOT 158,150 TO 158,151 TO 159,152 TO 160,152 TO 160,153 TO 161,153 TO 162
,154 TO 162,155 TO 163,155 TO 164,156 TO 164,157 TO 165,157 TO 166,158 TO 166,15
9 TO 175,159 TO 176,158 TO 177,159 TO 180,159
710 HPLLOT TO 180,158 TO 179,158 TO 178,157 TO 177,157 TO 176,156 TO 174,158 TO
173,158 TO 172,159 TO 171,158 TO 170,158 TO 168,156 TO 168,155 TO 166,153 TO 16
7,152 TO 167,150
720 HPLLOT 143,9 TO 143,6 TO 144,5 TO 144,4 TO 147,1 TO 146,0
1000 FOR I = 18.8293539 TO 270 STEP 22.35294
1005 FOR J = 0 TO 159 STEP 5
1010 HPLLOT I,J
1015 NEXT
1020 NEXT
1030 Y(2) = 49:Y(3) = 81:Y(4) = 108:Y(5) = 133:Y(1) = 10
1040 FOR I = 1 TO 5
1045 FOR J = 0 TO 279 STEP 5
1050 HPLLOT J,Y(I)
1055 NEXT
1060 NEXT

```

bounds of the map, it draws the satellite path and range circle and displays the satellite name, orbit number, and mode of operation. The computer then requests the operator to press the space bar when the actual time of day matches that displayed on the screen (which is the time of Acquisition Of Signal—AOS). When that is done, the computer begins its real-time display procedure, during which it displays the current satellite position along the path, with a bearing line from the station to the current SSP, the time of day, the time re-

maining until Loss Of Signal (LOS), and current antenna azimuth and elevation figures. The computer updates all this information every minute until LOS. If the high-speed graphics routine is selected, the computer performs basically the same operations as the real-time routine except that the speed of the updating is increased. If the choice is made to display antenna direction data, then the Apple displays the azimuth, elevation, and associated time of day for each minute the satellite is in range.

The choice to display SSP data displays the time after EQX, time of day, and longitude and latitude of each SSP for each minute of the orbit. The choice to display all orbits will display the same list of data for all the orbits for the day selected. If you choose to compute another orbit, the program retains all satellite parameters and displays the orbit list, allowing the operator to select another one of the orbits for that day. Choosing to restart clears all variables and starts the

program over from the beginning. Finally, a choice to quit will do just that, stopping the program immediately. **Program Structure** This program is constructed of fifteen separate software modules, each with a specific job as indicated below. 1000 Initiates all variables, arrays, constants, and functions. 2000-4000 Main routine. 5000 Determines the mode of operation for OSCAR 7 or 8. (OSCAR 7 is now out of operation, of course.)



- 1) Subpoint latitude  

$$\text{LAT} = \arcsin[\sin(\text{inc}) \cdot \sin(360\text{T}/\text{PER})]$$

$$\text{T} = \text{time after EQX}$$

$$\text{PER} = \text{period time}$$
- 2) Subpoint longitude (Earth rotation is .25T)  

$$\text{LON} = \arccos \left[ \left( \frac{\cos(360\text{T}/\text{PER})}{\cos(\text{LAT})} \right) + (.25\text{T}) + \text{L}_{\text{EQX}} \right]$$

$$\text{L}_{\text{EQX}} = \text{longitude at EQX}$$
- 3) Distance from station to subpoint  

$$\text{DIST} = \arccos[(\sin(\text{A})\sin(\text{B}) + \cos(\text{A})\cos(\text{B}))\cos(\text{L})]$$

$$\text{A} = \text{LAT of first point (station) } (+90^\circ \text{ to } -90^\circ)$$

$$\text{B} = \text{LAT of second point (SSP) } (+90^\circ \text{ to } -90^\circ)$$

$$\text{L} = \text{LON of first point} - \text{LON of second point}$$

$$\text{DIST units is in great circle arc degrees radians}$$
- 4) Bearing from station to subpoint  

$$\text{BNG} = \arccos \left[ \frac{\sin(\text{B}) - \sin(\text{A})\cos(\text{DIST})}{\cos(\text{A})\sin(\text{DIST})} \right]$$

$$\text{If L in formula 3 was negative then the bearing} = 360^\circ - \text{BNG}$$
- 5) Elevation to satellite  

$$\text{ELEV} = 90 - \arctan \left[ \frac{\text{H} \times \sin(\text{DIST})}{\text{H} \times \cos(\text{DIST}) - 3957} \right]$$

$$\text{H} = \text{Earth radius} + \text{satellite altitude}$$
- 6) Distance to satellite  

$$\text{RNG} = \left[ \frac{\text{H} \times \cos(\text{DIST}) - 3957}{\cos(90 - \text{ELEV})} \right]$$

$$\text{RNG is in statute miles}$$
- 7) AOS/LOS range (horizon of satellite)  

$$\text{D} = \arccos \left( \frac{\text{R}}{\text{H}} \right)$$

$$\text{R} = \text{Earth radius (3957 miles); D is in great circle degrees}$$
- 8) PER time = 
$$\left( 2\pi \times \sqrt{\left( \frac{\text{H}^3}{9.56 \times 10^4} \right)} \right) / 60$$

$$\text{PER is in minutes}$$
- 9) Precession of Earth per orbit = 
$$(\text{PER} \times .25)^\circ \left( \frac{360^\circ}{1440\text{min}} \right) = .25$$
- 10) Orbits per day = 
$$1440/\text{PER}$$

Fig. 2. Formulas.

6000 Lists the orbits and EQX data for all orbits of the day.

7000 Computes SSP data. This is the main math routine. It computes the time of day for each point, stored in array SSP(0,I); latitude, stored in SSP(1,I); longitude, stored in SSP(2,I); distance from station to subsatellite point, stored in SSP(3,I); and true bearing from station to subsatellite point, stored in SSP(4,I) for each minute of the orbit. It checks to see if the satellite is in range and, if it is, it computes the elevation, stored in SSP(5,I), and sets up pointers to AOS and LOS time. "I" in the arrays corresponds to the time in minutes after EQX. The subroutine also checks to see if the satellite path will take it within the bounds of the map and, if it does, it sets up pointers to when it en-

ters and leaves the map bounds (YA and YB). Finally, it computes the time in minutes that the satellite is in range.

8000 Used to input reference orbit data: orbit number, time of day of EQX, and EQX longitude.

9000 Computes X,Y coordinates for the range circle to be displayed on the map.

9500 Draws the range circle on the map.

10000 Draws the satellite path on the map.

10500 Computes X,Y coordinates for drawing bearing lines from station location to each SSP. Stored in MC%(0,I) and MC%(1,I).

11000 Converts longitude and latitude figures to X and Y coordinates.

12000 Converts time in the form of hours, minutes, and seconds to the form of minutes after midnight.

- SD(1) = station latitude  
 SD(2) = station longitude  
 RC%(1,36) range circle plotting points; RC%(0,X) = Y coordinate;  
 RC%(1,X) = X coordinate  
 AE(0) = orbit#; AE(1) = time of EQX; AE(2) = EQX longitude  
 AF(2,B) data for orbits for the day requested  
 AF(0,X) = orbit#; AF(1,X) = time of EQX; AF(2,X) = EQX longitude  
 B = no. of orbits per day  
 SSP(5,PER) = subsatellite point data for orbit  
 SSP(0,X) = time of day; SSP(1,X) = LAT; SSP(2,X) = longitude;  
 SSP(3,X) = distance  
 SSP(4,X) = azimuth; SSP(5,X) = elevation  
 PER = satellite orbital period in minutes  
 X—denotes each minute of orbit  
 Latitude & longitude are in radians  
 Distance is in great circle radians  
 Azimuth and elevation is in radians  
 L%(53) map latitude to Y coordinate-conversion constants  
 MC%(1,53) = satellite path plotting points  
 MC%(0,X) = X coordinates  
 MC%(1,X) = Y coordinates  
 D1\$ to D7\$ = days of week D1\$ = "SU"; D2\$ = "MO"; etc.  
 M1\$ to M5\$ = OSCAR operating modes  
 AS(1) = time of acquisition of signal (UTC); AS(2) = time after EQX(min)  
 for AOS  
 LS(1) = time of loss of signal (UTC); LS(2) = time after EQX(min)  
 for LOS  
 TR = time in range (LS(2) - AS(2))  
 AG = selected orbit  
 R1 = 1.5708; R2 = 3.14159; R3 = 4.7124; R4 = 6.2832; R5 = 57.296;  
 R6 = .01745; R7 = 3957; R8 = 1440; R9 = 111.12  
 MO\$ = OSCAR mode of operation—made up of M1\$ to M5\$  
 DA\$ = day of week  
 DT\$ = date of orbit (MM/DD/YY)  
 OS% = satellite selected  
 OSS\$ = satellite name  
 ALT = satellite altitude in statute miles  
 INC = satellite orbit inclination (in radians)  
 C = satellite precession degrees per orbit (in radians)  
 D = satellite horizon (in great circle radians)  
 D\$ = control (D for DOS)

Fig. 3. Variables, arrays, and constants used in OSCAR Pathfinder.

12500 Converts time in the form of minutes after midnight to hours, minutes, and seconds.

13000 Accepts data needed to compute orbit data for satellites other than OSCAR. Satellite altitude, inclination, and name must be entered.

The formulas used in these routines are detailed in Fig. 2. The major arrays and variables being used are detailed in Fig. 3.

### Have Fun!

I hope you can make some use of this program as I have. I have been using it regularly to predict OSCAR positions and I've also used some of the techniques in other programs.

If you really want to get OSCAR Pathfinder running with the least amount of effort, you can send me \$15 and I'll ship you a disk with everything on it ready for turnkey operation. If you have any questions that I haven't answered here, send me an SASE and I'll see if I can help you out. Have fun! ■

### References

1. "Track OSCAR With Your SR-52," Art Burke W6IX, *73 Magazine*, November, 1977.
2. "Track OSCAR 8," Kazimierz J. Deskur K2ZRO, *73 Magazine*, November, 1977.
3. "Tracker—The Ultimate OSCAR Finder," Bruce Nazarian WD8DRK, *73 Magazine*, January, 1981.
4. "Orbits and Revolutions," *NASA Facts*, NASA.



# Which TVRO Antenna Is Best?

## — Satellite Central, part IV

In the past few months, I've received dozens of letters from hams wanting to know which antenna is best. Since it's easy to get stung, you must know what to ask for and, in many cases, to demand!

### The \$100 Receiver!

December's mail was heavy, mostly due to my mention of the \$100 receiver design by Rex Roads. Well, Rex is busy cleaning up the drawings and we have a complete construction article planned for late spring. In the meantime, start looking for a site for your \$100 dish. We've got one of those coming, too.



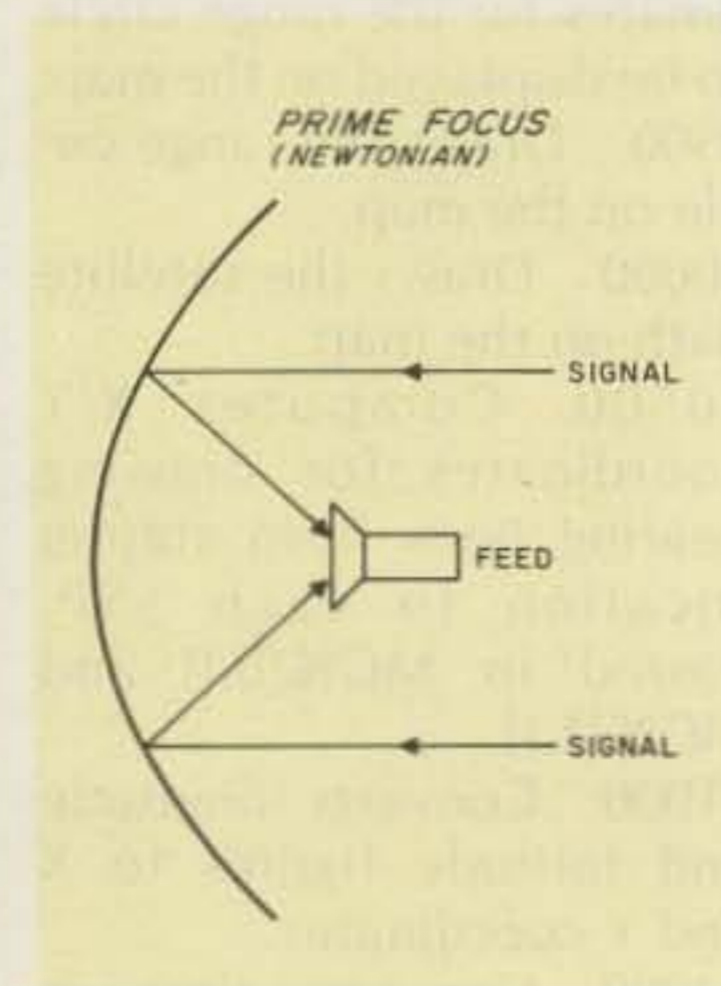
Fig. 1. The prime-focus design uses a parabolic reflector to concentrate the signal from the satellite into a small area known as the focus point. The accuracy of the dish surface to a true parabolic curve governs the size of the focus point and placement of the feedhorn.

Let's cover the kinds of antennas you'll likely find in TVRO service and then move on to selection tactics in my next article. All things considered, you need about 40 dB antenna gain at 4 GHz for domestic birds, with more gain necessary as you move off the prime coverage footprints.

The situation is aggravated by the need to shield the

antenna from noise on all sides except the main lobe. Down in the dc bands, antenna side-lobe response is usually something you ignore unless you want maximum efficiency or enjoy climbing the tower to prune beam elements! You must pay attention to this problem in TVRO work because the signals you want are well below the terrestrial noise floor in the vicinity of the antenna. Typical signal levels are 30 dB below the surrounding noise. It's like trying to hear a normal conversation in a room full of people shouting at you! More gain won't help.

The solution is to build a dish reflector large enough to produce a very narrow beamwidth. Then use some plumbing in the form of a feedhorn to channel the signal to a shielded monopole antenna probe. Several antenna designs can be used. All of them work, but you must study them carefully.





## A Tempting Menu of Dishes

The prime-focus design seen in Fig. 1 is by far the most popular TVRO antenna today. The surface is formed into a parabolic curve so that the reflected signal travels the same distance to the focus point where it enters the feedhorn opening. The distance from the reflector to the focus point is referred to as the focal length. The formula for a parabola is available out of many trig or calculator or instruction books. It is easy to apply the formula to a wood or masonite template and to build a working dish from wood and window-screen material in a few evenings. Prime-focus dishes are simple to build, and they may have very good side-lobe properties if you are careful with construction and feed selection.

Next, we have the Cassegrain, or two-reflector, dish seen in Fig. 2. Most commercial satellite stations use this design because overall efficiency can be improved by additional contouring of the hyperbolic subreflector and, in some cases, modifying the curve of the main reflector. Cassegrains can have very good directivity and may, with very special design, achieve low side-lobe response as well as greater gain than equivalent-sized prime-focus models. This slight advantage is due in part to the longer focal length and reduced area presented to the feed.

Building a Cassegrain may be harder because you now have two reflectors that must be in perfect alignment before the signal can reach the feed. That is, the focus point of the main reflector (parabolic) must coincide with the back focus point of the subreflector (hyperbolic). As a rule, Cassegrain subreflector sizes are between 10 and 20 percent of the diameter of the main reflector, but the main reflector must be larger than

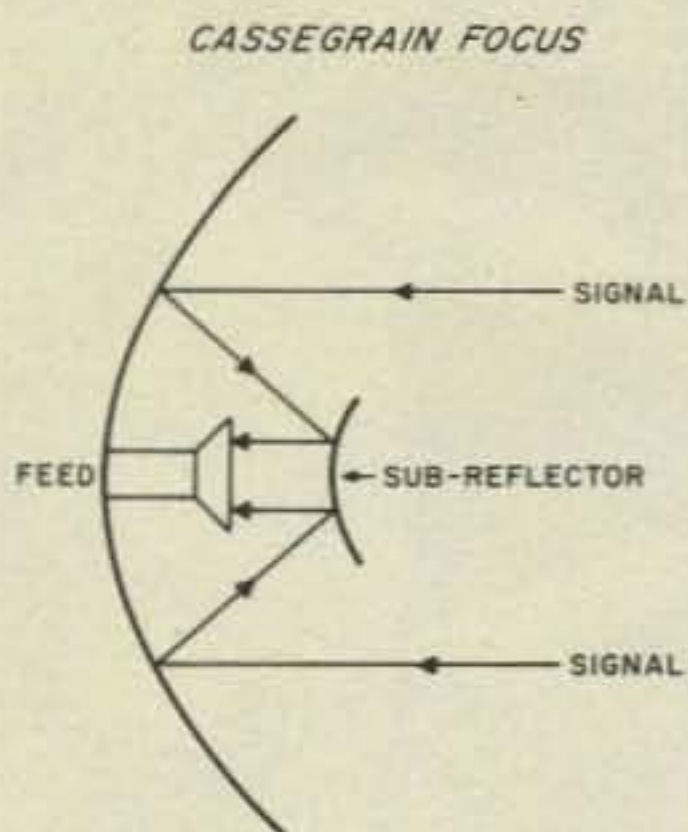


Fig. 2. The Cassegrain or twin-reflector design offers increased efficiency, but there are limits. As a rule, Cassegrains must be larger than ten feet before you can derive any benefit because the subreflector blocks a significant portion of the signal from ever reaching the dish.

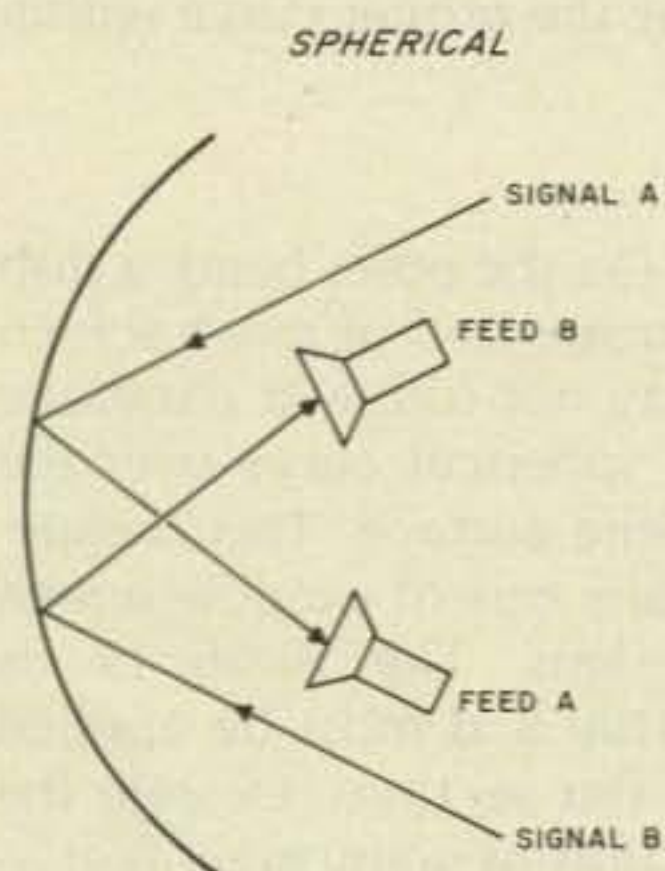


Fig. 3. Carve out a piece from a very large metal ball and you have the spherical antenna. It is possible to receive several satellites at once using separate feeds or you can simply mount the feed and LNA on a tripod and move it from satellite to satellite.

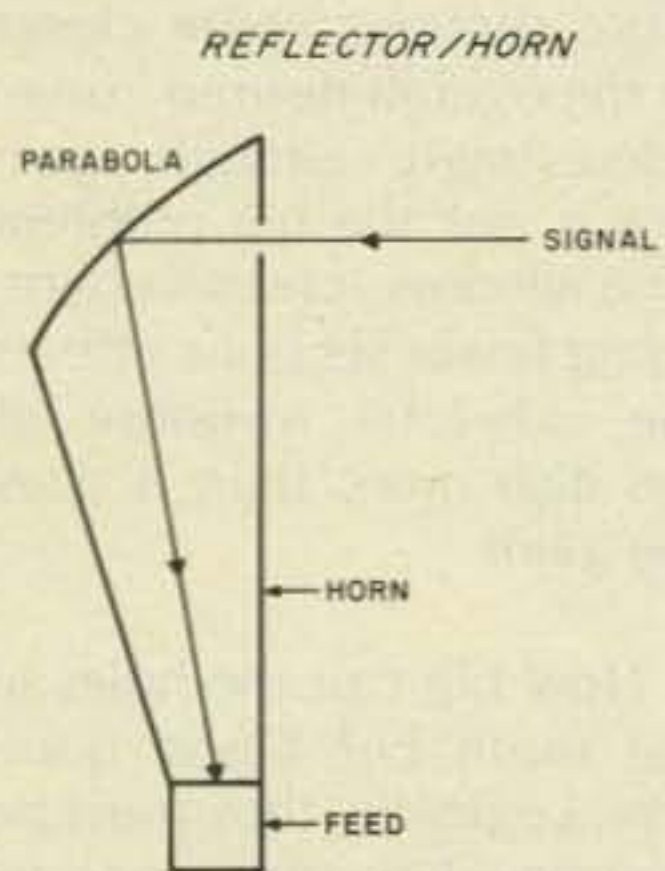


Fig. 4. The horn/reflector antenna is just a segment of a parabola fed by a very long horn. It has been in use for many years by A.T. & T. and other terrestrial microwave users. This design is considered by many as the ideal solution to high gain and low side-lobe response.

ten feet before you can derive any benefit. So the subreflector presents a real problem since it blocks a significant portion of the

signal from ever reaching the dish! This phenomenon is known as aperture blockage and is the one factor that keeps the Cassegrain

from becoming popular in dish sizes below 4 meters.

Perhaps the most interesting style in use today is the spherical antenna. The late



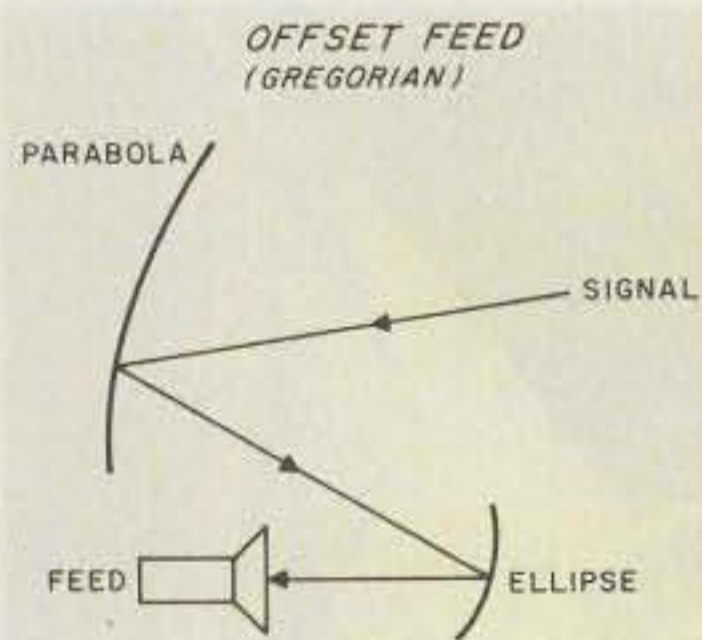


Fig. 5. The offset feed dish is similar to the Cassegrain in the two-reflector configuration, though single-reflector versions are also used. Side-lobe response is greatly improved because of a lack of aperture blockage.

Oliver Swan developed a practical approach to this design. The spherical holds the unique advantage of being able to receive several satellites at once—but separate feeds are required, as shown in Fig. 3. It is possible to place a spherical so that it can see almost a 40-degree arc of the Clarke belt. Then you simply move the feed in an arc to move from satellite to satellite.

The spherical looks almost like a flat plate or a very long focal length parabola. Mere inches keep either statement from being true. Despite the hassle of poor side-lobe response, the spherical offers an easy way for the home constructor to get his antenna built at minimum cost. Instead of using a parabolic curved template, one simply uses a wire stretched from some distant radius point to adjust and check accuracy.

Ma Bell, on the other hand, has a lot of experience with 4-GHz signals. Her horn/reflector, or Hogg horn (named after one of the inventors), is shown in Fig. 4. This design embodies high gain and excellent side-lobe response. It's just about the only style that will work in a metropolitan area where interference is rampant. Unfortunately, the Hogg is a beast to mount! A typical 4.5-meter-aperture unit may have an overall length of 34



Fig. 6. Nearly ideal reflector surfaces are possible when flame-spraying is applied to fiberglass dishes. Care must be used in the coating as well as curing time for the resin to ensure that the dish will follow the proper curve within 1/8 inch.

feet. Your backyard has got to be very large or else the barbecue must go!

Another design used in commercial applications is the offset parabolic seen in Fig. 5. The feedhorn does not get in the way of the signals, thus improving the gain and reducing side lobes. The modified torus is finding use in cable TV and military installations where several signals may be needed with about equal efficiency. Each design has its own unique advantage and price tag!

### What Materials Work For Dishes?

Just about any reflective surface will work, but some obvious concern can develop when you look at a fiberglass dish. Some designs use mesh or sheet-metal reflectors imbedded in the fiberglass. Others may use a metal film applied by a technique known as flame-spraying—as seen in Fig. 6. Flame-spray may improve the accuracy of the dish geometry, but there is no easy way to know how well the coating was applied. It's easy to get sloppy. I've tested dishes where large sections had no reflective properties at all!

On the other hand, a dish constructed of mesh screen may not follow a parabolic or spherical curve over the entire surface. This is especially true of window-screen designs. The mesh bends easily and must be applied in flat sections. Despite the claims of many manufacturers, a flat section cannot possibly work as well as one which follows a parabolic or spherical curve. Why, then, do some mesh dishes work? The secret is simply in the number of sections used. More sections come closer to the overall desired curve. Interestingly enough, gain loss is not the big problem with window-screen designs. Using fewer sections affects the side-lobe response of the dish more than it does the gain!

How big can the holes in the mesh be? Good question. Logically, they must be big enough to appear as a reflective surface to the wavefronts. If we go back to the books, we can think of the holes as waveguides beyond cutoff and simply make them progressively smaller until microwaves don't slip through. The bottom line is about 1/8-inch-diameter holes. Anything larger does not reflect nearly as well.

Solid spun-metal dishes are by far the best. Their accuracy and reflective properties outweigh their unwieldiness. The only catch is that large spun dishes are nearly impossible to find. The surplus market top-ends at the ten-foot mark.

The next best bet in materials is metal petals. They reflect just as well as anything else, but you must use care during assembly or they may not accurately follow the dish curve. Bending, twisting, and sweating are normal occurrences when you try to put one of these types together!

### What About Feedhorns?

Fig. 7 shows some typical feedhorns. Their primary purpose is to efficiently couple most of the signal bouncing off the reflector into the LNA. But therein lies the problem and perhaps the first place you may want to try to improve basic TVRO-antenna design. You see, the feedhorn, like the dish, has its own sensitivity pattern, too. Like any antenna, they are most sensitive on axis, tapering off at the sides. The key to feed efficiency is in the taper. Remember, we want to receive a signal that is well below the terrestrial noise floor. And the feed overshoot seen in Fig. 8 would indeed intercept the noise we want to reject.

So what do you do if all feeds overshoot? The trick is in finding a happy medium of gain and efficiency versus noise intrusion. Let's assume for the moment that the feed is designed to taper off sensitivity so that the edges of the main dish reflector just intercept the 10-dB points on the feed pattern. Visualize the situation where the feed is most sensitive to signals bouncing off the center of the reflector, but less sensitive to signals at the edges. This problem has kept feed designers working in the wild quest for the ideal curve seen in Fig.





Fig. 7. Feeds may take on various shapes, but their sole purpose is to properly illuminate the dish. I had a chance to test several of the feedhorns sold today. My spectrum analyzer showed a drastic difference in gain and efficiency on my particular dish, so feed matching to the dish is important.

9—one that tapers off like a steep ledge rather than a rolling hill.

Perhaps the most interesting outcome from recent feed design advances has been the radical departure from the classic flared waveguide approach. Look

at any dish and you will realize that because the dish is circular, the wavefront reflected into the feed will be also! So "circular-to-waveguide" transitions in feed are becoming the rule rather than the exception.

This deviation from the

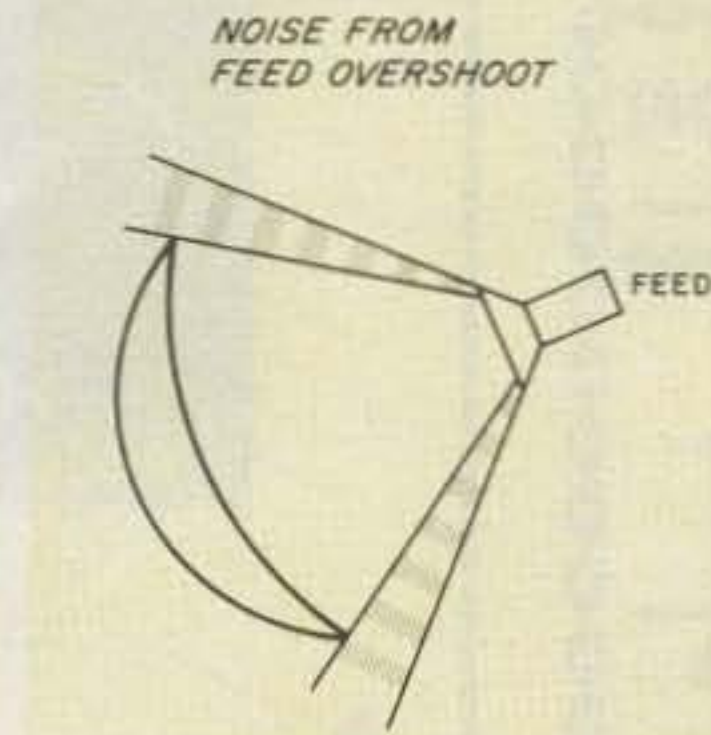


Fig. 8. Better efficiency achieved by a broader feed beam will only cause overshoot and increase intercepted terrestrial noise. The best compromise is about a 10-dB drop at the edge of the dish. A metal shroud around the rim of the dish can block some noise seen by the feed.

classic rectangular feed can boost overall antenna efficiency to nearly 60 percent. Is that all? Higher efficiency is possible and, in fact, within reach if you can make better use of the surface near the edge of the dish. The two-reflector, or modi-

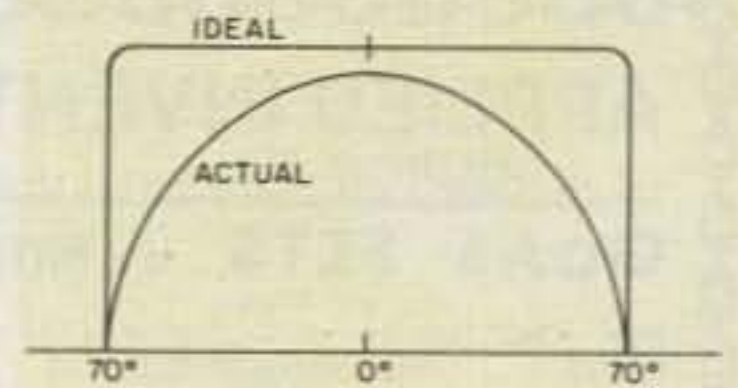


Fig. 9. Typical feed-pattern sensitivity just covers the dish at the 10-dB points. This means that the dish is less efficient at the edges. Nearly 100 percent antenna efficiency would be possible if you could achieve the ideal curve and still eliminate feed-phase taper, aperture blockage, and reflector-surface errors.

fied Cassegrain, design is a step in that direction. But the problems of proper amplitude illumination and equal phase paths over an unobstructed reflector aperture are still there. For the moment, it appears that matching a feed to a dish is like fitting a round peg in a square hole. A hammer won't help! ■

**UC**



## At last, an inexpensive, state-of-the-art satellite TV receiver

### MODEL DL-2000

**UNIVERSAL COMMUNICATIONS**  
A Division of Innovative Labs, Inc.  
P.O. Box 339  
Arlington, Texas 76004-0339

**\$749.95**      **\$699.95**  
Lots of 1      Lots of 10  
NOT A KIT!

- Fully tunable audio with AFC
- Channel scan feature standard
- Remote control option available
- Jack for external signal metering
- LED bar readout indicates video quality
- Front panel selection of video polarity
- Built-in RF modulator and video output driver
- High quality construction, attractive packaging
- Local oscillator leakage minimized special mixer design



Accessories include LNAs (\$595 and up), power supplies for LNAs, feedhorns and antennas.

#### Accessories include:

- LNAs (\$650 and up)
- Power supplies for LNAs
- Feedhorns and antennas

**TERMS: COD, Money Order, Bank Cards**

**HOURS: 8:30-4:30 CDST; MON-FRI**

**(817) 265-0391 INFORMATION**

Our product may be copied, but the performance is never equalled. P.O. BOX 339, ARLINGTON, TX 76004-0339

**UNIVERSAL COMMUNICATIONS**



## APPLIED INVENTION

THE SOURCE FOR SOLID STATE / STATE-OF-THE-ART

### GaAs FETS by MITSUBISHI

VHF through 18 GHz

NEW MGF-1200-\$13.00 (0.25dB NF at 144 MHz)

PRICES MGF-1400 (2SK273)-\$19.25

EFF. 1/1/82 MGF-1402 (2SK274)-\$34.00

1412 (2SK275) TESTED and GUARANTEED NF at 4 GHz

0.8dB-\$85.50 0.9dB-\$56.75 1.0dB-\$45.50

1403 (2SK276) (fmax=90GHz - Super Low Noise amp.)

\$97.00 - \$161.75 NF sorted - call for data

1801 (2SK279) (150mW linear PO at 10GHz)-\$54.25

### Microwave Modules

MITSUBISHI X BAND Hybrid Integrated Circuits with Dielectric Resonator (0.12MHz/°C) GaAs FET Oscillators

FO-1010X - 10.4 GHz, 15mw out, UER100 Flange \$37.75

FO-1210Y - 11.5 or 12.0 GHz, UER120 Flange \$37.75

FO-UP11KF Heterodyne receiver, 10.468 GHz LO,

Shottky mixer, high or low injection \$34.25

All modules tuneable ±150 MHz; oscillators can be

optically FM'd with IR (suggest LD271 below)

X-Band Horn antenna (15dB UER100/WR190 Flange) \$16.00

PLESSEY 24GHz Gunn diode modules - call or write

### Components

VITRAMON 7800 Microwave Rated caps for bypass/coupling

7800P7G08 1.1-1.7GHz 7800P7G04 1.3-2.6GHz

7800P7G01 2.6-4.2GHz 5 for \$5.00

VOLTRONICS ultra miniature microwave variable caps

CP2 - 0.1 to 2.5pf CP10 - 0.5 to 9.0pf \$3.19 ea.

SOLDER-IN DISK CAPACITORS for VHF-UHF bypassing

RMC JF series 100, 220, 470 680pf 10 for \$2.50

OPTOELECTRONICS from MITSUBISHI and SIEMENS

MITSUBISHI LASER DIODES 3mW at 830 nm CW

ML3001, 30mA threshold, built in monitor \$200. ea.

SIEMENS: LD271 high efficiency IR LED, 15 mW \$0.75

BPW-34 fast, large area PIN detector \$3.00

THERMOELECTRIC HEAT PUMPS for temperature control

MELCOR FRIGICHIIPS \$21 - \$38 Call for data

MINIMUM ORDER: \$5.00.

ADD POSTAGE & HANDLING

\$3.50 on Modules (UPS) \$2.50 on other items

N. Y. STATE RESIDENTS ADD 6% SALES TAX

SEND S.A.S.E. FOR CATALOG

R.D.2 ROUTE 21 HILLSDALE, NY 12529

518-325-3911

✓ 71

## Star View Systems

H&R COMMUNICATIONS, INC.

Route 3, Box 103G - Pocahontas, Arkansas 72455



### KIT CONTAINS

- 12' Antenna
- AZ/EL Mount
- 24 Channel Receiver
- 120° LNA
- Feed Horn

### Introduces the MODEL 12K SYSTEM...

A complete satellite receiving system that you can assemble yourself as a week-end project.

Why spend \$7,000 to \$10,000. Why pay someone else to install it. Do it yourself in a week-end and save.

**ONLY \$2,400.00**

UPS  
SHIPPABLE

50  
Channels

- All Miscellaneous Cable and Connectors Needed
- Everything You Need
- No Special Tools Needed
- Complete Antenna Weight Only 125 Pounds

See Your Local Star View Dealer or Call

**800-643-0102 or 501-647-2291**

Dealer Inquiries Invited

✓ 86

## SATELLITE TV SYSTEMS


MECHANICAL

AND

ELECTRICAL

ACCESSORIES

Complete Systems, Antennas,  
Receivers, LNA's & Accessories  
CALL US TODAY!



CALL, OR WRITE FOR OUR  
LATEST BROCHURE AND  
PRICES.

901-795-4504

✓ 109

TENNESSEE ELECTRONICS



P.O. BOX 181108

MEMPHIS, TENNESSEE 38118

## The Luly ANTENNA and POLARIZER

- Completely portable Antenna, comes fully assembled (folds like an umbrella and is not a kit).

- The Polarizer is an electronic rotator, which can change polarities with a flick of a switch (no moving parts). Eliminates weight, twisting cables, freeze ups, and down time.



For More Information

Write To:

**LULY TELECOMMUNICATIONS CORP.**

P.O. Box 2311, San Bernardino, California 92406

(714) 888-7525

Dealer and Distributor Inquiries Welcome





# 8' FT PARABOLIC DISH

- NO WARP, CHIP, OR DELAMINATION
- ALL-STEEL, ONE-PIECE
- ACCURATELY MACHINED
- 8'4½" OVERALL DIAMETER WITH MOUNTING RING

Write for quantity discount



F.O.B. MINNEAPOLIS MN.

**DAKOTA MICROWAVE**

P.O. BOX 27002  
GOLDEN VALLEY, MN 55411

## SATELLITE TV SYSTEMS

"COMPARE OUR QUALITY, PRICES AND SERVICE!"

**WE MANUFACTURE:**

- |                  |                      |
|------------------|----------------------|
| PARABOLIC DISHES | MOTORIZATION SYSTEMS |
| POLAR MOUNTS     | LNA HOLDERS          |
| DEMO TRAILERS    | ALUMINUM HORNS       |

**WE STOCK**

- |          |                     |
|----------|---------------------|
| WASHBURN | ALLIANCE            |
| KLM      | ATV                 |
| AVANTEK  | CABLE & CONNECTORS  |
| GARDINER | SWITCHES & HARDWARE |


CALL, WRITE OR ✓ FOR OUR LATEST BROCHURE AND PRICES.

- |                 |                        |       |
|-----------------|------------------------|-------|
| AUSTIN C. LEWIS | LEWIS CONSTRUCTION CO. |       |
| K4GGC           | P.O. BOX 100           | ✓ 452 |
| 901-784-2191    | HUMBOLDT, TN. 38343    |       |

"IN BUSINESS AT THIS LOCATION SINCE 1964"

# SATURN V

STATE-OF-THE-ART



Quantity discount price structures available upon request for dealers. Dealerships, both domestic and foreign available in many areas. For further information, please contact John Michaels, Sales Manager. Telephone hours: Monday thru Thursday, 10-4.

**hi-gain**

ELECTRONICS ✓72

4558 Auburn Blvd., Sacramento, CA 95841  
(916) 452-0193

## SMP 2300 MHz

Now Order Toll Free!  
1-800-368-3028



**TU-8—44.95. Deluxe Tunable PS.** Very smooth tuning MIL SPEC pot. 8-12V. Complete.

**UCC-1—35.00. Downconverter Kit.** 2100-2500 MHz. Quality board and components.

**SMC-2—50.00. Deluxe downconverter kit.** With high gain RF transistor and temperature compensation.

**RFA-1—44.95. 2 stage RF preamp.** Selective filter; 16 db net gain.

Large SASE brings catalog of kits and parts and the 2300 MHz story.


All prices postpaid in U.S.  
VISA and MC accepted.  
In Virginia, Alaska and Hawaii  
Call 703-255-2918.

✓ 376

**SMP**

Superior Microwave Products, Inc.  
P.O. Box 1241  
Vienna, Virginia 22180

# The Vanguard



Introducing the Model 7600 Satellite Receiver. New from Gillaspie and Associates. Proof positive of a new generation in satellite receiver technology: the successful integration of the most sought after high performance characteristics and ease of operation capabilities. Attractively packaged. Affordably priced.

See it today and experience the difference performance makes.

- FULL FREQUENCY tunable audio
- Reception 3700 to 4200 MHz
- Built-in video modulator
- Simplified channel tuning
- Improved video sensitivity
- All wood walnut cabinet

The Model 7600 Satellite Receiver System Package comes with its antenna mounted Image Reject Mixer (Down Converter), 100' of RG59-U cable and 100' of Belden DC cable with connectors installed.



**Gillaspie & Associates**

950 Benicia Ave., Sunnyvale, CA 94086 (408) 730-2500 ✓37

**GET THE LAST WORD FIRST!**  
**SEE YOUR GILLASPIE & ASSOCIATES DEALER TODAY!**



# Home-Brew a TVRO Downconverter

## — works with last month's LNA

J. Richard Christian WA4CVP  
Rte. 1, Box 209W  
Creola AL 36525

S.F. (Mitch) Mitchell, Jr. WA4OSR  
PO Box 973  
Mobile AL 36601

If you liked our low-noise amplifier article in the February, 1982, issue of 73 ("Job's Own LNA"), you will love our no-alignment downconverter.

This downconverter can be built by an average technician and the parts are readily available. The local

oscillator (LO) and the mixer are commercial units manufactured by Magnum Microwave Corporation of Sunnyvale, California. The design features a dc block for feeding power to your LNA, and it can be built for less than \$225. With this downconverter, an LNA, and a good antenna, you

can receive noise-free pictures from the satellites.

The converter takes the 3.7-to-4.2-GHz signal from the LNA and converts it to a 70-MHz i-f signal. The design features single conversion for simplicity and ease of duplication. The local oscillator is voltage-tuned, and there is no alignment required. You put the parts on the board, mount it in the box, power it up, and watch the birds! How simple can you get?

### Circuit Description

Refer to the schematic, Fig. 1, and to the PC-board layout and parts placement overlay for the following discussion. The complete downconverter is constructed on a 2" by 4" teflon PC board, 1/32" thick. Impedance matching is achieved by using microstrip transmission lines. To supply dc power for the LNA, a dc block is incorporated on the board. This lets the coax from the LNA supply the LNA's required operating power. The dc feed is accomplished very simply by supplying the +18 to +22 volts that powers the downconverter to the rf input through an rf choke. The dc side of the choke is bypassed for rf with a 1000-pF chip capacitor.

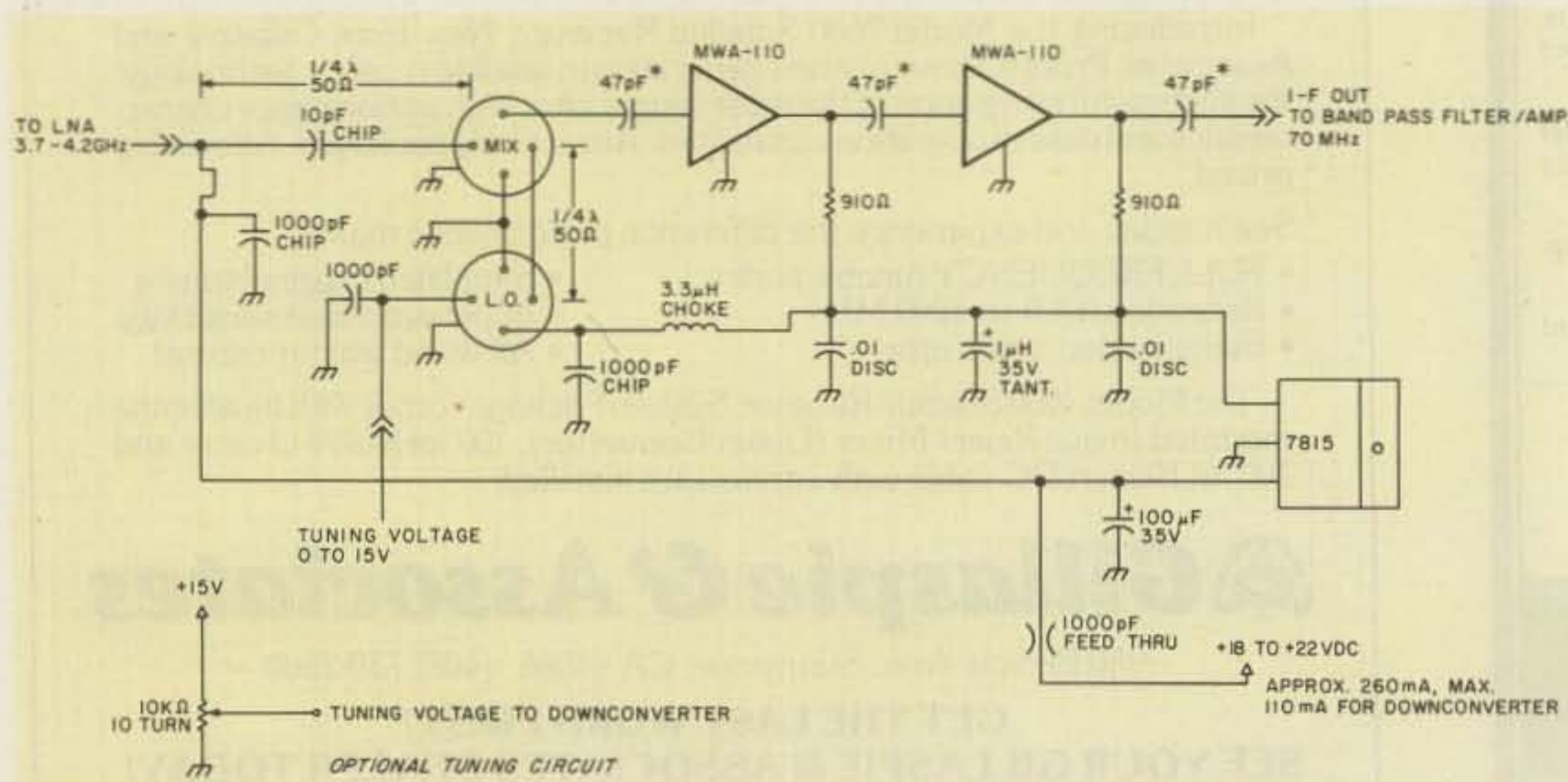


Fig. 1. Satellite downconverter schematic. \* = chip or disc ceramic.

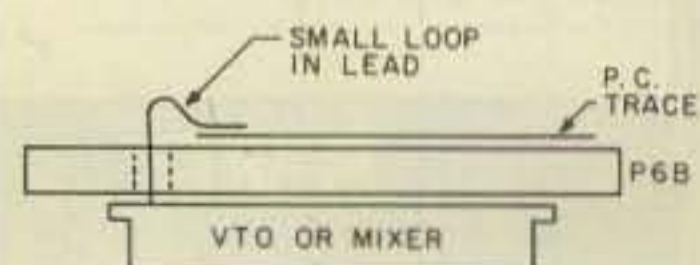


Fig. 2. Mixer and vto lead bending and soldering instructions.



The 4-GHz input is ac-coupled through a 10-pF chip capacitor to a ¼-wave, 50-Ohm transmission line going to the rf port of the mixer. Local oscillator injection to the mixer is also via a ¼-wave, 50-Ohm transmission line for impedance matching. The i-f port of the mixer is ac-coupled to the first MWA-110 for approximately 14 dB of i-f gain, and then to the second MWA-110 for an additional 14 dB of i-f gain. The output of the downconverter feeds the 70-MHz bandpass filter in our home-brew receiver.

### Construction

The first step in constructing the downconverter is to drill the 2" by 4" minibox using the drilling guide shown in Fig. 3. The bare PC board can also be used as a drilling template. Use ½" standoffs to mount the board in the box. We used a type-N connector for the rf connection from the LNA. You also can use an SMA connector in place of the type-N with equally good results. BNC or type-F connectors are adequate for the LO tuning voltage and 70-MHz i-f out.

Next, install the two MWA-110 i-f amplifier ICs on the printed-circuit board. Be sure that they are flat against the ground-plane side of the PC board. Solder the tabs on the 110s to the ground plane, cut the leads to 1/8", bend them flat against the PC board, and solder. Now install the mixer and local-oscillator modules. Be sure that the

ground pins are in the correct holes on the PC board, or you will wind up with some expensive but useless trinkets.

**Caution:** Do not cut the pins on the modules. Bend the pins in a small loop over to the PC board and solder. (See Fig. 2.) Solder the pins to the PC-board trace using as little solder as possible. Install and solder the six feedthrough jumpers, using pieces of cut-off resistor leads, and solder on both sides of the board. Now install the rest of the components, except for the 3.3-uH choke.

After construction is complete, check for solder bridges. Temporarily connect the +18 to +22 volts to the dc input of the voltage regulator. Measure the output voltage to see that the voltage regulator is working. The output should be +15 volts. Measure the voltage drop across the

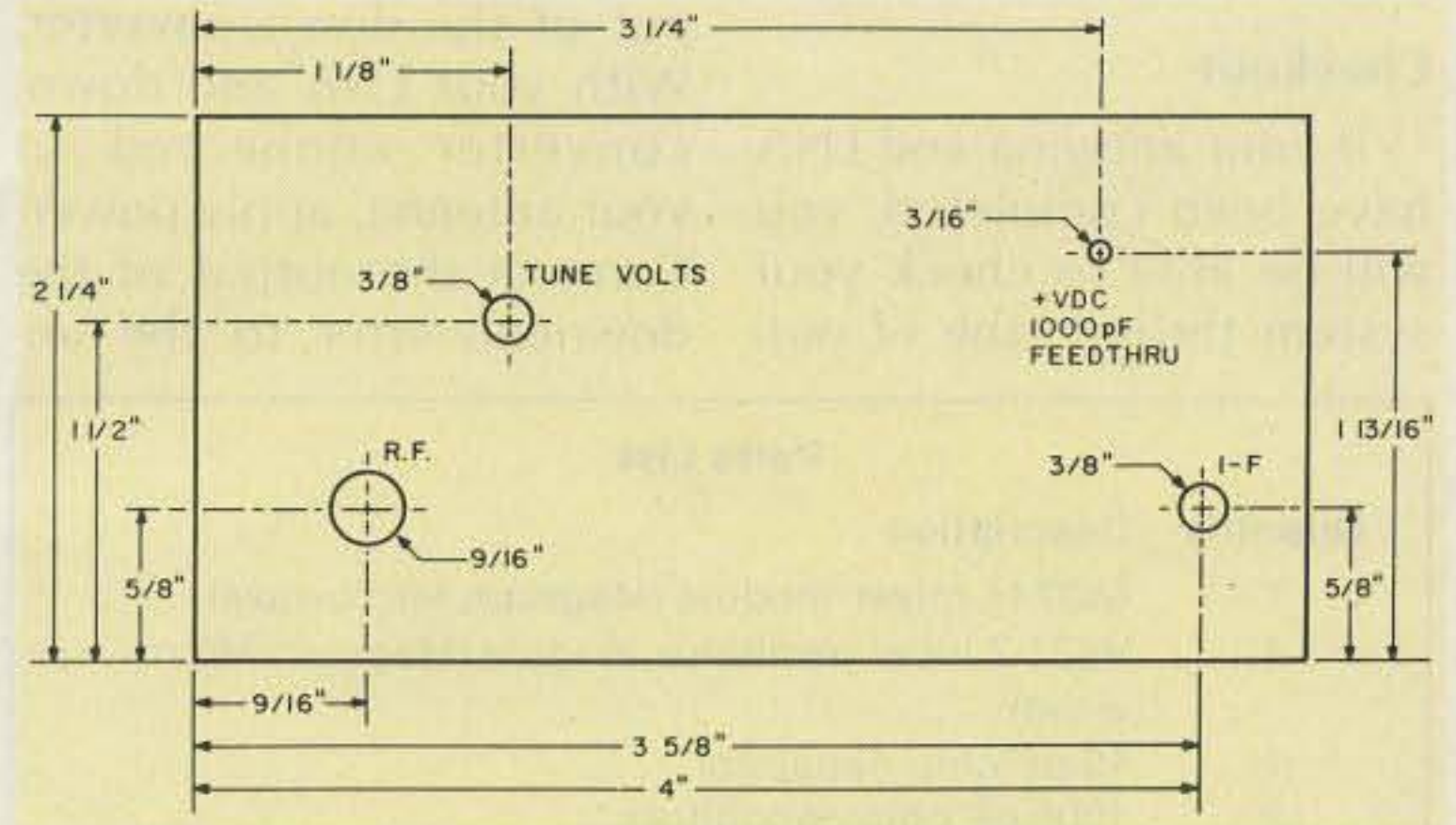


Fig. 3. Drilling template for 2" by 4" minibox.

910-Ohm resistors; it should be 2 to 3 volts. If it's not within the range, then you probably have a bad MWA-110 (we have found several). If the voltage drop measures OK, remove power and discharge the electrolytic capacitors. Now install the 3.3-uH choke. This completes the PC-board assembly. The next step is to install it in the minibox.

Depending upon the type of rf connector used, N or

SMA, it may be necessary to solder extension leads to the PC-board pads to reach the connectors. Be sure that when the extension leads go through the PC board they do not short out to the ground-plane side. Solder the four leads (three from the connectors and one from the 1000-pF feedthrough capacitor) to the appropriate points on the PC board as shown by the parts overlay.

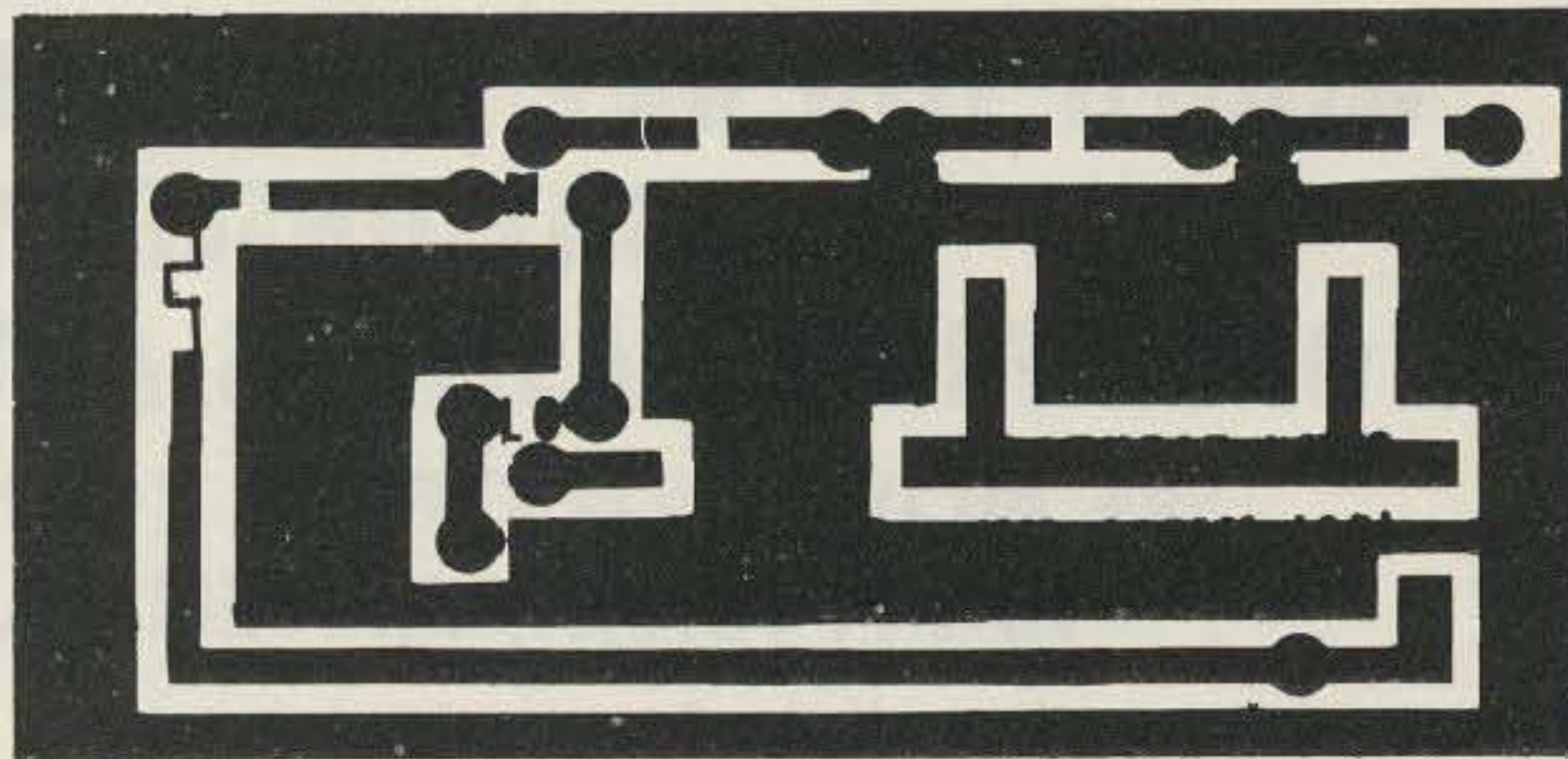


Fig. 4(a). Foil side view of board.

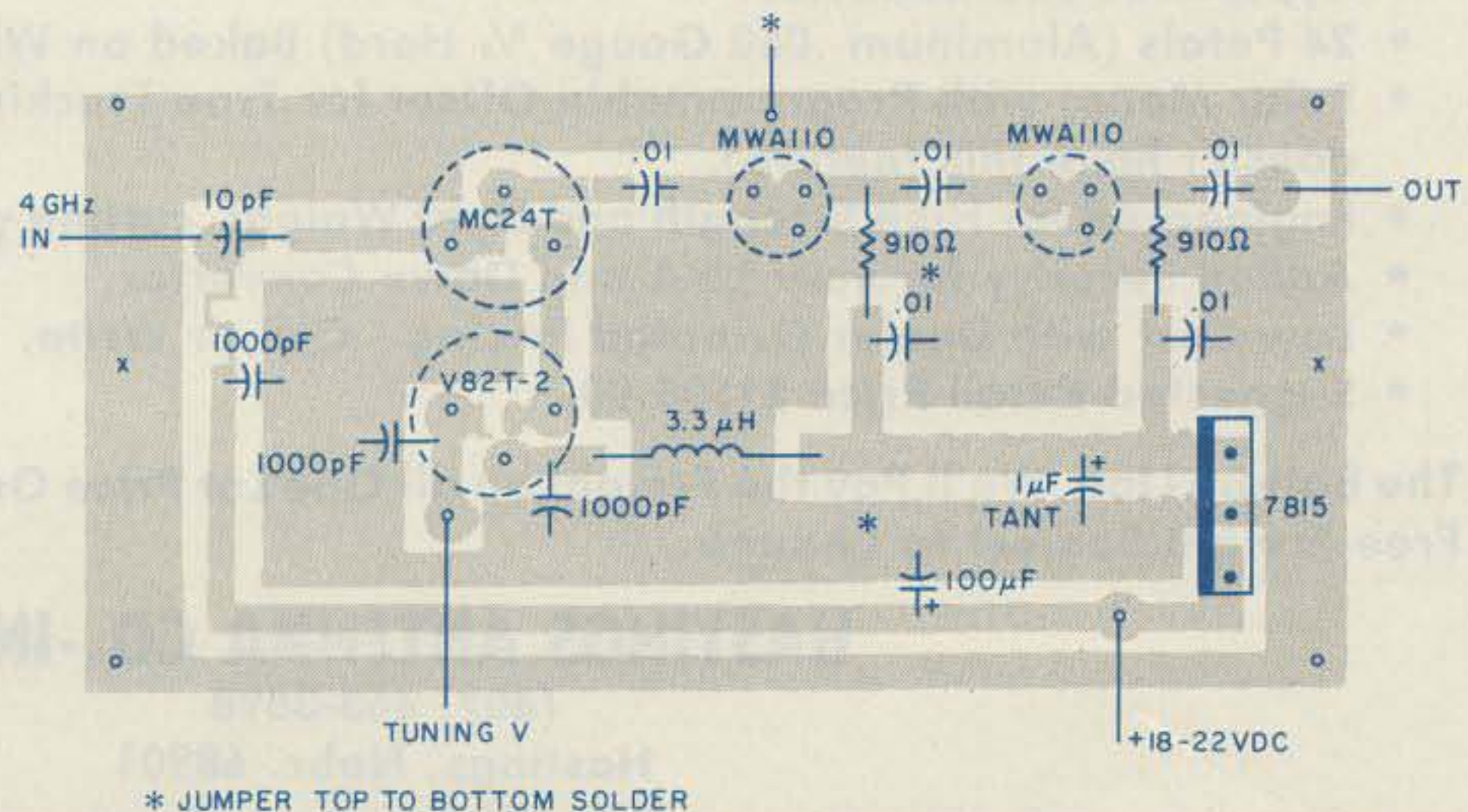


Fig. 4(b). Parts placement, foil side view.

### PC BOARDS

Etched and drilled teflon printed circuit boards for the downconverter are available for \$27.00, plus \$1.50 for handling and postage, from Martcomm, Inc., PO Box 74, Mobile AL 36601.



## Checkout

If your antenna and LNA have been completed, you will be able to check your system through the i-f out-

put of the downconverter. With your LNA and downconverter connected to your antenna, apply power. Connect the output of the downconverter to the an-

tenna terminals of a *conventional* color-TV receiver, with the TV tuned to any unused low channel between 2 and 5. If possible, connect a voltmeter to the agc line on the TV set tuner. The agc voltage can give a very useful indication of proper aiming and adjustment of your satellite TV antenna.

With the optional tuning circuit (Fig. 1) connected to the tuning voltage input of the downconverter, transponder 1 tuning voltage will be about 4 volts. To tune transponder 24, you will need about 12 volts. You should be able to tune in

most transponders over the 4-to-12-volt range. Also, you should get an indication of video on the color-TV set when a transponder is tuned in. The video will be of very poor quality since the satellite signal is frequency modulated while the conventional terrestrial TV signal is amplitude modulated. You should still be able to recognize the pictures, however. Sync will be very critical and you probably won't be able to sync on all transponders.

That's it! The rest of your TVRO receiver is cheap and simple, as we will show you in future articles. ■

### Parts List

Quantity	Description
1	MC24T mixer module (Magnum Microwave)
1	V82T-2 local oscillator module (Magnum Microwave)
1	10-pF chip capacitor
2	1000-pF chip capacitors
3	50-pF disc ceramic capacitors
2	.01 disc ceramic capacitors
1	1-uF, 35-V tantalum capacitor
1	100-uF, 35-V electrolytic capacitor
1	1000-pF feedthrough capacitor (mounted on minibox)
2	910-Ohm, 1/2-Watt resistors
1	10k-Ohm, 10-turn pot (optional tuning circuit)
1	3.3-uH choke
2	MWA-110 ICs
1	7815 voltage regulator
1	2" by 4" minibox
	Rf connectors, hardware, etc.

The Magnum Microwave MC24T mixer module, the V82T-2 local oscillator module, the MWA-110s, chip capacitors, and the rf connectors are available from Cliff Jones at Alaska Microwave, 4335 East Fifth Street, Anchorage AK 99504, (907)-338-0340, a regular *73 Magazine* advertiser.

### Acknowledgments

We would like to thank the staff at Magnum Microwave for running tests on our prototype downconverter. The measured down-conversion gain was 21 dB with 4-GHz input. At -20-dBm and -40-dBm input, the second harmonic of the 70-MHz i-f was -25 dBc and -50 dBc, respectively. Magnum also confirmed our discovery that the MWA-110 will oscillate if not properly grounded. The above specs were furnished to us by Magnum Microwave and are quoted with their permission.

## WOULD YOU BUY A SATELLITE ANTENNA SIGHT UNSEEN?

## ONLY FROM HASTINGS ANTENNA CO.!

## WE NOW CAN OFFER YOU THE BEST 10 FT. (3.0M) ANTENNA ALSO.

Our 3 Meter Antenna has all the features you want:

- **Casse Grain Feed System** using a Chaparral Super Spherical Feed Horn and Spun Hyperbolic Sub-Reflector.
- **24 Petals** (Aluminum .060 Gauge 3/4 Hard) Baked on White Finish Both Sides.
- **Polar Mount with Programmable Offset** for True Tracking. (It's not a True Polar if it doesn't have this feature).
- **Engineered for High Strength and Light Weight**, cutting your Freight Cost Drastically.
- **Added Security** for your LNA and Down Converter.
- **Low Cost with Dealer Oriented Pricing** - Call or Write.
- **Suggested Retail Price \$1595.00.**

**The Bottom Line, We'll Pay the Freight on all One Lot Price Orders in the Continental USA. Free Freight Subject to Change.**

**HASTINGS ANTENNA CO.-INC.**

**(402) 463-3598**

**Hastings, Nebr. 68901**

✓ 18



## Enjoy Satellite TV Now



Better than Cable TV—Over 200 TV and radio services. Why waste money? Learn the whole story and build a video system the family can enjoy. No commercials. **FREE** movies, sports and Vegas shows—worldwide, crystal clear reception connects to any TV set. Big (8 x 11 in.) book loaded with details, photos, plans, kits—**TELLS EVERYTHING! Satisfaction Guaranteed.** Send \$7.95 TODAY! Add \$2.00 for 1st class (air mail) or call our 24-hour C.O.D. rush order line (305) 862-5068. **GLOBAL ELECTRONICS,** P.O. Box 219-H, Maitland, Florida 32751

## LIVE VIA SATELLITE

**\$399** COMPLETE RECEIVING SYSTEM

- DISH ANTENNA (MO. #2125)
- PREAMPLIFIER (MO. #1201)
- RECEIVER (MO. #1801)

JUST PUBLISHED: 8 1/2 X 11 BOOK gives a wealth of updated information on • Antennas • Receivers • Low Noise Amplifiers • Sources • Services • Equipment • Manufacturers • Much More.



**UNDER \$300** DISH TVRO ANTENNA FOR ROOF OR PORCH

Our book takes the mystery out of the sophisticated technology of satellite transmission and reception. This volume represents all the essential knowledge **made easy to understand**, and will show you how easy it is to have a 90 channel reception system so that you can enjoy: first run movies, foreign films, Las Vegas entertainment, live sports, and much more. Everything being telecast in the world could be yours at a twist of a knob!

### LIVE VIA SATELLITE, INC.

P.O. Box 2561, Dept. A-3, Delray Beach, FL 33444

Send \$9.95 plus \$2.50 shipping & handling or call our 24 hr. C.O.D. order line (305) 845-4447

Name \_\_\_\_\_

Address \_\_\_\_\_

## SCEPTOR COMMUNICATIONS, INC.

PRESENTS SCEPTOR'S MODEL 300

Satellite receiver with downconverter and new

SAT-TRAC meter circuit

- \* Fully tunable
- \* Tune—scan
- \* Inverted video
- \* Tunable audio
- \* Power supplies
- \* Remote control



Complete Systems Available! **DEALERS and DISTRIBUTORS NEEDED!**

P.O. Box 425 808 1st Avenue Rock Rapids, Iowa 51246 (712) 472-2213

## SATELLITE TVRO

### RECEIVER COOKBOOK

- \* Build a good, solid understanding of satellite receiver technology.
- \* Step by step guide of each stage.
- \* Complete theory, schematics, and construction details.

### TVRO RECEIVER KIT

- \* Pre-assembled, tested RF section.
- \* No complex alignment or special test gear required.
- \* Ultra-low cost/high performance.
- \* Designed from cookbook circuits.

\$9.95 ..... Cookbook  
\$159.95 ..... Cookbook plus Kit

Send to:

**NORTH COAST MICROWAVE**  
PO Box 5663, Cleve., Ohio 44101

## MICROWAVE ANTENNAS

PARABOLIC ANTENNAS FOR SATELLITE RECEPTION, POINT TO POINT, OR MICROWAVE A.T.V. WORK

11 FOOT DISH with tripod mount for feed point	\$830.00
POLAR MOUNT for satellite t.v.	\$690.00
MOTORIZED POLAR MOUNT with control unit	\$1284.00
MOTORIZED AZIMUTH—ELEVATION MOUNT	\$1968.00

8 FOOT DISH	\$350.00
FIXED TOWER MOUNT	\$150.00
TOWER TOP AZ-EL MOUNT	\$420.00

4 FOOT DISH uses same mounts as 6 foot dish	\$224.00
TRIPOD MOUNT for rooftop mounting of dish	\$170.00

24 INCH DISH mounts to camera tripod	\$60.00
--------------------------------------	---------

ALL REFLECTORS MADE OF METAL IMPREGNATED FIBERGLASS, ALL HARDWARE TREATED FOR CORROSION RESISTANCE. FEEDPOINT FOR MOST FREQUENCIES AVAILABLE ON REQUEST. SHIPPING BY UPS OR MOTOR FREIGHT ALLOW 6 WEEKS FOR DELIVERY. CALL FOR MORE INFO (208) 922-4061, 9 am to 9 pm mountain time. PRICE SUBJECT TO CHANGE DUE TO MATERIAL COSTS.

### NORLUND & ASSOCIATES

790 MENDI PLACE, KUNA IDAHO 83634  
JOHN F. NORLUND KA7HAF

## Satellite TV

### FOR THE HOME

### Sick of Network TV?

Our receiver lets you get over 75 channels of television directly from earth-orbiting cable TV satellites! HBO, Showtime, super stations, sports and movies worldwide.



**We don't just sell information! We Manufacture Hardware!**

From offshore oil rigs, data links to hotels and backyard installations, we wrote the book. Constantly updated, our **94 Page** technical information book and catalog gives you all the facts. Inexpensive dishes, feeds, telemetry software, kits and more. Recommended reading by NASA, The Office of Consumer Affairs and quality companies like Rockwell/Collins. Send \$7.95 today!

CALL 309  
24-hrs. C.O.D. Hotline  
(305) 339-7600



**SPACECOAST**  
RESEARCH CORPORATION  
P.O. Box 442-D, Altamonte Spgs, FL 32701

## SOCIAL EVENTS

### PHILADELPHIA PA MAR 7

The Penn Wireless Association, Inc., will hold its Tradefest '82 on Sunday, March 7, 1982, at the National Guard Armory, Southampton Road and Roosevelt Boulevard (Rte 1), 2 miles south of exit 28 on the Pennsylvania Turnpike, Philadelphia PA. General admission is \$3.00 and a 6' x 8' seller's space is \$5.00 (bring table) with an additional \$3.00 for a power connection (limited number). There will be prizes, displays, refresh-

ments, rest areas, and surprises. Talk-in on 146.115/715 and .52. For additional information, contact Mark J. Pierson KB3NE, PO Box 734, Langhorne PA 19047.

### EAST HARTFORD CT MAR 11

The Hartford County Amateur Radio Association will hold its annual auction of used equipment on March 11, 1982, at 7:30 pm at the Veterans Memorial, Sunset Ridge Road, East Hartford CT. Refreshments will be served.

### MERRIMACK NH MAR 13

The Interstate Repeater Society, Inc., will hold its annual hamfest and flea market on Saturday, March 13, 1982, from 9:00 am until 4:00 pm at the Merrimack Hilton Hotel, Merrimack NH. Admission is \$1.00 and tables are \$10.00. Features will include commercial vendors, prizes during the day, and a dinner dance with live music and entertainment. Talk-in on 146.25/.85 and 146.52. For further information, contact Ken Soares N1BAD at PO Box 94, Nashua NH 03061 or on .25/.85.

### MIDLAND TX MAR 13-14

The Midland Amateur Radio Club will hold its annual

swapfest on Saturday, March 13, 1982, from 8:00 am until 6:00 pm, and on Sunday, March 14, from 8:00 am until 3:00 pm, at the Midland County Exhibit Building east of Midland TX on the north side of Highway 80. Registration is \$5.00 in advance or \$6.00 at the door. An additional \$3.00 will be charged for each table. There will be door prizes. Talk-in on 146.16/146.76 and 146.01/146.61. For more information, write the Midland Amateur Radio Club, Box 4401, Midland TX 79704.

### LAFAYETTE LA MAR 13-14

The Acadiana Amateur Radio Association will sponsor the

Continued on page 104



# TVRO Q & A

## — advice from WBØPOP

Ken Rae WBØPOP  
737 South Clarkson  
Denver CO 80906

**I want to build a TVRO. What is the first step?**

Most people get started by acquiring an antenna. You can buy a commercial antenna or you can build your own dish. If you buy, plan on spending \$1000 or more. Building your own is cheaper, but it can take considerable time and energy. Plans are available from several sources, but don't expect to get a world of information from a \$10 brochure. It takes a lot of research and study since there is no one source for all the information you need.

**How can I get a picture for the lowest possible cost?**

If you are not concerned about the quality of the picture, then all you'll need is an antenna, a low-noise amplifier (LNA), a mixer, and a conventional television receiver. With just these components you'll be able to say that "I received satellite TV." Since the TV receiver acts as a slope detector, the video will not be clear or stable, but this low-cost approach will get you started. **What about kits?**

Kits are available for each part of an Earth terminal, but the best way to de-

scribe this part of the industry is "buyer beware." Try to find someone who has successfully completed the kit before you take the plunge.

**What size dish do I need?**

The size of antenna depends on the quality of the LNA, the strength of the satellite "footprint" in your location, and the desired signal-to-noise ratio. You can get watchable video from an eight-foot dish, but the 10-foot dish seems to be the industry standard for home TVROs.

**Why are 10-foot antennas so popular?**

A 10-foot dish is usually the minimum size that is practical for receiving good quality pictures in most locations in the US. You can use a smaller antenna, but the need for a better quality LNA may boost the overall cost higher than what you would spend for a 10-foot system.

**What is the smallest dish I could use?**

If you are willing to settle for audio only, a four-foot diameter antenna supposedly works. A six-foot antenna might give you a faint video image if everything else is perfect.

**How much should a 10-foot dish weigh?**

At one extreme there is an umbrella-type antenna that weighs only 22 pounds. On the other end of the scale there are heavy-duty antennas that weigh half a ton or more. The average weight of a fiberglass or spun-aluminum dish is in the neighborhood of 200 pounds.

**Should I get a spherical or parabolic antenna?**

The parabolic is my choice because it's versatile. You can sweep the antenna across the sky, making it easy to change to a new satellite. The spherical is a good antenna from a construction viewpoint. Unfortunately, changing satellites involves moving the feedhorn, which is usually six to eight feet above the ground.

**Someone told me that I should build a spherical dish because it exhibits more gain than a parabolic antenna. Is this true?**

The gain of spherical antennas is indeed greater because the dish has a flatter surface. However, the flat curvature means that the spherical will pick up more unwanted noise. The parabolic has slightly less gain but more noise immunity. You must consider both noise and gain character-

istics when choosing an antenna.

**How can I tell if a dish is a parabolic or spherical?**

A parabolic dish will tend to look flatter as your eye moves toward the edge. The spherical antenna has a constant curve, rounded all the way to the rim.

**I found a surplus dish. How can I tell if it is too deep or too flat?**

You want to check the focal-distance-to-diameter ratio, F/D. You can find the focal point by using the equation  $D \times D / (16 \times H)$ , where D is the diameter and H is the depth. The F/D should be between 0.35 and 0.55 with 0.4 being about best. Ratios out of this range will not have the optimum noise versus gain characteristics.

**I have found a dish but it has some dents and holes. Will that affect the performance?**

A 10-foot dish has approximately 78 square feet of reflective surface area, so a few imperfections won't cause a problem. You probably can afford to lose as much as 5% of the surface area.

**How smooth does the surface of the dish have to be?**

The accuracy of the antenna should be plus or



minus a sixteenth of an inch of the parabolic curve if you expect a reasonable level of gain.

*I am trying to choose between buying a 10-foot dish made for TVRO work and a surplus 16-foot antenna. The price is about the same; wouldn't the 16-footer be a better deal?*

It depends upon their quality. Often a surplus dish that was not designed for use with 4-GHz signals will be inferior to a smaller, better constructed antenna. Check the surface accuracy of both antennas. Anything more than an average inaccuracy of an eighth of an inch means that gain will be adversely affected. If the big dish meets the requirements for 4-GHz operation, then by all means grab it.

*How important is the structural strength of an antenna?*

A dish that can stand on its own rim and still hold the parabolic shape within an eighth of an inch is not likely to be harmed by weather. Anything weaker is questionable.

*The area I live in has a lot of wind. What can I do to avoid losing my antenna?*

To avoid having an airborne dish, I fastened a cable around the rim and attached it to a deadman anchor.

*Screen antennas seem easy to build. How large can the holes in the mesh be?*

A quarter-inch hole is about the largest gap you can have without an appreciable amount of the signal feeding through. An eighth of an inch is a good choice. Window screen can be used, but it does have a lot of wind resistance.

*Is it necessary to solder every joint in a screen reflector?*

If the sections of mesh or screen overlap each other by at least one wavelength (approximately three inches), the seams will not cause a dead spot. If there is not enough overlap, there

should be some sort of electrical bonding.

*What do trees and shrubs do to the satellite TV signal?*

Foliage acts as a sponge that absorbs microwave signals, and it generates noise that will be picked up by the antenna. Trees and shrubs have a destructive effect and should be avoided when you choose a site for the antenna.

*What effect do rain and snow have?*

Precipitation doesn't seem to have much effect on a 4-GHz signal—perhaps half of a dB at most. If the moisture gets inside of the electronics, there can be significant attenuation. Powdered snow can pile up in a dish without causing a problem. But if the snow melts and refreezes, the surface of the dish can be distorted, causing the signal strength to drop. You should keep your antenna clear of ice and snow.

*My neighbors complain about the appearance of my TVRO antenna. Can I cover the dish without adversely affecting the signal?*

A thin covering of plastic or fiberglass can be used without too much signal attenuation. Avoid a covering made from wood or other material that contains moisture.

*Will my dish work inside a barn or garage?*

Yes, you can keep the antenna inside. Of course, the building will attenuate the signal. The exact amount of the loss depends on the type of building; it can be anywhere from two to six dB of attenuation.

*I bought a used metal dish and want to paint it. Any suggestions?*

Aluminum antennas can be painted with a good grade of latex house paint intended for house siding. Be sure to use a light color. Painting the dish black will result in the antenna absorbing heat, stressing the dish and changing the



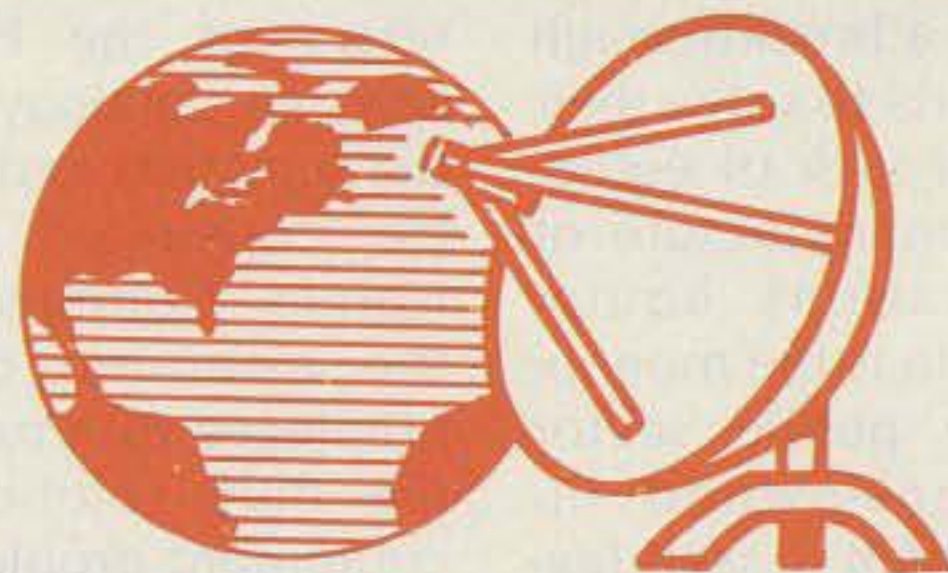
*I used readily-available materials to build this simple, yet effective, mount for my satellite TV antenna.*

shape. The texture of the surface should be dull and flat, not shiny, since we want the light to be diffused instead of reflected towards the LNA. Follow the same guidelines for painting a wooden or fiberglass antenna.

*How far above ground*

*should I mount my dish?*

The rule of thumb for dish installation suggests that the lowest edge of the dish should be located two or three feet above the ground. Setting the antenna directly on the earth will increase the amount of noise that enters the system. ■



## SATELLITE TELEVISION SYSTEMS

**WE WILL NOT BE UNDERSOLD!!**

**Complete Systems, Antennas,  
Receivers, LNA's & Accessories**

**CALL US TODAY!**

✓320

**812-238-1456**

**hoosier  
electronics**

*"Nation's Largest Total Communications Distributor"*  
P.O. BOX 3300 • TERRE HAUTE, INDIANA 47803



# Indian Hams Rejoice

## — import restrictions lifted

Indian hams have achieved a breakthrough in their efforts to solve their problems of lack of equipment. The manufacture of communications equipment in India is the monopoly of the public sector (government-owned industries), which is itself lagging so much in production that it is unable to fully meet even the needs of the governmental users.

For several years, the Federation of Amateur Radio Societies of India had been making representations to the government, requesting relaxation of import controls without much success. The improvement in the foreign exchange position enabled the government to make concessions to certain users—among them scientists and professionals—who were allowed to import equipment valued at up to 10,000 rupees (about \$1200 US) for their personal use. M.V. Chauhan

VU2MV, Hon. General Secretary of the Federation, saw an analogy between the scientists and the hams. He convinced the Electronics Commission that the extension of similar privileges to amateurs was the only solution to the equipment problem.

Disaster can sometimes have a beneficial fallout. The communications link set up at Morvi by our hams (led by Saad Ali VU2ST, president of the Federation, Jimmy Mistry VU2IJ, and Vasant Bhat VU2RX) after a bursting dam had killed an estimated 30,000 in the span of a few hours cleared any lurking doubts in the mind of the government about the utility of ham radio to the nation.

Relentless representations to the various ministries by the Hon. General Secretary Chauhan and President Saad Ali finally resulted in the inclusion of

radio amateurs in the category of scientists, and they were allowed the privilege of importing, under Open General License, test equipment worth up to 10,000 rupees in a year. There were more representations, and the momentous decision was announced which permitted the import of "amateur radio communications equipment, including kits, accessories (including antenna rotator motors, feedlines, standing wave ratio bridge), instruments, spares, and components" up to 10,000 rupees in a year, without the need for a formal license.


The Federation of Amateur Radio Societies of India is today a tower of strength to the Amateur Radio Service in India. Its QSL bureau handles the bulk of incoming and outgoing cards. *Radio*, the monthly journal of the Federation, edited by M.V. Chauhan VU2MV, is read by virtually

every ham and SWL. The ARRL *Handbook* and other books have been imported and sold at a low price. A guide to amateur radio in India by Saad Ali has been published. The Federation's efforts have led to a breakthrough in making equipment available to Indian hams.

The Federation is not resting on its laurels. M.V. Chauhan is continuing his efforts to have the manufacture of ham equipment thrown open to private industry, so that equipment can be made available to the less affluent ham for prices expressed in hundreds of rupees rather than in thousands, which is the case with imported equipment. He believes another breakthrough is on the way, which will help amateur radio in India to become the hobby of the common man and not a monopoly of the affluent. ■



### STAND ALONE VIDEO BOARD SCT-100



#### AMATEUR RADIO TELETYPE APPLICATIONS

For RTTY applications, the SCT-100 permits the radio amateur to get "on-the-air" at minimum cost. Its 60 ma. BAUDOT interface connects directly to most FSK terminal units, and when not in use, it may be switched to ASCII mode for use with a home computer. In BAUDOT mode the SCT-100 receives and transmits a 5 bit code compatible with model 15 or similar Teletypes (TM).

#### COMPUTER TERMINAL APPLICATIONS

The SCT-100 has been configured for direct use with any mini or micro-computer system having a serial ASCII interface. This includes stand alone operation with only an external 12.6 VAC transformer, or direct insertion into any S100 compatible card cage.

SCT-100 VIDEO BOARD ASSEM/TEST	229.00
SCT-100 VIDEO BOARD KIT	189.00
SKT-100 KEYBOARD TERMINAL ASSEM/TEST	449.00
SKT-100 KEYBOARD TERMINAL KIT	389.00

### ABM-200 UNIVERSAL CONVERTER ASCII - BAUDOT - MORSE

#### APPLICATIONS:

- TTY speed converter
- Interfaces BAUDOT Teletype<sup>®</sup> to ASCII computer
- Interfaces ASCII terminals to BAUDOT for RTTY
- Converts between TTY and Morse
- Morse Code Trainer



**\$239.00**

ASSEMBLED & TESTED

**XITEK**

P. O. Box 2952  
Garland, Texas 75041  
(214) 349-2490

OTHER XITEK PRODUCTS:  
UDT-170 Universal Data  
Transceiver

✓ 108


# TALK FARTHER

### VoCom Power Amplifiers

Drive Level	Output Power	Model Number
150-200 mW	25W	2C025-200 mW
1.5 W	20-25W	2C025-2W
1.5W	45-50W	2C050-2W
1.5W	80-90W	2C100-2/25
2W-5W	>30W	2C025-2W
2W-5W	>50W	2C050-2W
2W-5W	>100W	2C100-2/25
10W	100W	2C100-10/25
25W	100W	2C100-2/25
25W	100W	2C100-10/25

5/8 wave

1/4 wave



### with range-extending products from VoCom

**25, 50, or 100 Watts Power** — Whatever your present output level — from 200 mW hand-held on "battery saver" mode to 25W mobile or base — you can use that to drive a compact, 12V power amp from VoCom for much more talk-out power (see chart). Each model has a front panel switch to let you go "barefoot" for short hauls, plus an L.E.D. indicator to show the mode you're in. Full 10 MHz bandwidth gives you virtually unchanged power across the entire 2-meter band. High efficiency design holds down generated heat, low input VSWR saves battery drain by your radio's final amp. Use the chart to see which VoCom Power Amplifier gives you the power out you'd like from the power that you now have.

**Power Pocket™ Mobile Amplifier/Charger** — Simply plug in your Icom IC-2A(T) and you have a 25W synthesized mobile rig — take it out again, all charged and ready, when you want hand-held operation. Accepts any IC-2A version. Delivers 25W RF output, 2½W audio with 4" speaker to overcome road noise. Charge pocket accepts all Icom battery packs, has independent charging switch, indicator. Mic preamp makes Power Pocket compatible with any mobile microphone and with Icom speaker/mic.

**5/8 HT Gain Antenna** boosts reception while giving your hand-held full quieting out of spots you're nearly dead in with a rubber duck; provides excellent improvement. Only 8" telescoped, 47" extended. Better than 1.5:1 VSWR. BNC connector.

Spring-loaded 1/4 wave antenna and 4" stubby duck also available. See your favorite amateur radio dealer.

**VoCom**  
PRODUCTS CORPORATION  
65 East Palatine Road  
Prospect Heights, IL 60070  
(312) 459-3680

✓ 90

Icom and IC-2A are trademarks of Icom-America, Inc. Power Pocket and VoCom are trademarks of VoCom Products Corp. © 1982 by VoCom Products Corp.

## HI-Q BALUN

- For dipoles, yagis, inverted vees & doublets
- Replaces center insulator
- Puts power in antenna
- Broadbanded 3-40 MHz
- Small, lightweight and weatherproof
- 1:1 Impedance ratio
- For full legal power and more
- Helps eliminate TVI
- With SO 239 connector



**\$10.95**

### HI-Q ANTENNA CENTER INSULATOR



Small, rugged, lightweight, weatherproof. Replaces center insulator. Handles full legal power and more.

**\$5.95** With SO 239 connector

### HI-Q ANTENNA END INSULATORS



Rugged, lightweight, injection molded of top quality material, with high dielectric qualities and excellent weatherability. End insulators are constructed in a spiral unending fashion to permit winding of loading coils or partial winding for tuned traps.

- May be used for
- Guy wire strain insulators
- End or center insulators for antennas
- Construction of antenna loading coils or multiband traps

**\$4.95**

Potent No. 4091350

## DIPOLES

MODEL	BANDS	LENGTH	WITH HI-Q CENTER INSULATOR	
			PRICE WITH HI-Q BALUN	INSULATOR
<b>Dipoles</b>				
D-80	80,75	130	\$28.95	\$24.95
D-40	40,15	66	25.95	21.95
D-20	20	33	24.95	20.95
D-15	15	22	23.95	19.95
D-10	10	16	22.95	18.95
<b>Shortened dipoles</b>				
SD-80	80,75	90	31.95	27.95
SD-40	40	45	28.95	24.95
<b>Parallel dipoles</b>				
PD-8010	80,40,20,10,15	130	39.95	35.95
PD-4010	40,20,10,15	66	33.95	29.95
PD-8040	80,40,15	130	35.95	31.95
PD-4020	40,20,15	66	29.95	25.95
<b>Dipole shorteners - only, same as included in SD models</b>				
S-80	80,75			\$11.95 pr
S-40	40			\$10.95 pr

All antennas are complete with a HI-Q Balun or HI-Q Antenna Center insulator, No. 14 antenna wire, ceramic insulators, 100 nylon antenna support rope (SD models only 50) rated for full legal power. Antennas may be used as an inverted V and may also be used by MARS or SWLs.

**Antenna accessories**—available with antenna orders  
Nylon guy rope 450# test 100 feet \$3.49  
Ceramic (Dogbone Type) antenna insulators .70 pr  
SO-239 coax connectors .55

All prices are postpaid USA 48  
Available at your favorite dealer or order direct from

**Van Gorden Engineering**  
Dealer Inquiries Invited

BOX 21305 B, SOUTH EUCLID, OHIO 44121





# WE'RE **ROLIN** ✓418 IN CRYSTALS!

**2 Meter Crystals — \$3.95 each  
(10 or More — \$3.50 each)  
Quick Delivery**

### We Stock Crystals For:

Clegg Drake Icom  
Kenwood Midland Regency  
Standard Wilson Yaesu  
Lafayette Tempo VHF Eng

### Rolin Distributors

P.O. Box 436 Department 7  
Dunellen, N.J. 08812  
201-469-1219

(Custom Crystal Orders Accepted.) Precision Cut Land Mobiles Available


QRZ W1's, W2's and W3's...

## LOOKING FOR AEA PRODUCTS IN THE NORTHEAST?

## LOOK TO RADIOS UNLIMITED... NEW JERSEY'S FASTEST GROWING HAM STORE!

Get your hands on AEA's great keyers and Isopole antennas at Radios Unlimited. You can reach us easily via the Jersey Turnpike, and when you get here you can TRY BEFORE YOU BUY at our in-store operating position. Yes! Pick out any AEA keyer, (or any other equipment from our

huge stock of ham gear), and try before you buy! We don't mean a little off-the-air diddling with the keyer...we let you PUT IT ON THE AIR AND HAVE A QSO...really check it out under YOUR kind of operating conditions... then decide. We know AEA, and we know you'll select one of these:



**MM-1 MorseMatic™** memory keyer with two micrometers and 37 fantastic features including up to 2000 characters of memory plus virtually every capability of all the other keyers & trainers listed below...  
*call for super-low price!*

**CK-1 Contest Keyer** with 500 character memory, soft message partitioning, automatic serial number, and much, much more...  
*call for super-low price!*

**MK-1 Morse Keyer** with selectable dot & dash memory, full weighting, calibrated speed, bug mode and more...  
*call for super-low price!*

**KT-1 Keyer Trainer** with all the features of the MK-1 above and the MT-1 below...  
*call for super-low price!*

**MT-1 Morse Trainer** for pulling up that code speed the easy way with automatic speed increase, five letter or random word length and more, more, more...  
*call for super-low price!*

## PLUS THE EXCITING ISOPOLES THAT ARE BOOMING OUT THOSE INCREDIBLE VHF SIGNALS WITH MAXIMUM GAIN ATTAINABLE, ZERO DEGREE RADIATION ANGLE AND 1.4:1 SWR ACROSS THE ENTIRE BAND!

Isopole 144	.....	call for
Isopole 220	.....	super-low
Isopole 144 junior	.....	price!
Isopole 220 junior	.....	

Find them all at Radios Unlimited, plus a huge collection of new gear from all major manufacturers...a big selection of used equipment bargains, all you'll ever need in books, accessories, operating aids, coax, connectors and parts plus a modern service department dedicated to keeping you on the air. It's like a perpetual flea market! For directions, call (201) 469-4599.

**FIND AEA  
AT**

# RADIOS UNLIMITED

1760 EASTON AVENUE, SOMERSET, NJ 08873 • (201) 469-4599

## QUALITY parts at DISCOUNT PRICES!

**BSR FULLY AUTOMATIC RECORD CHANGER**



- FULL SIZE CHANGER
- B.S.R. MODEL C198
- CERAMIC CARTRIDGE
- PLAYS 33, 45 & 78 RPM RECORDS....
- CUE/PAUSE LEVER
- ADJ. TRACKING FORCE

RECORD CHANGER DOES NOT INCLUDE BASE OR A.C. CORD...  
**\$25.00 EACH 4 for \$90.00**

**4PDT RELAY**

- 14 pin style
- 3 amp contacts
- 24 volt d.c. or 120 volt a.c. (D)
- Used but fully tested

**\$1.70 EACH**  
specify coil voltage  
LARGE QUANTITIES AVAILABLE  
SOCKETS FOR RELAY 50¢ each

**JOYSTICK**

PRECISION DEVICE... CONTAINS 4 50K CENTER TAPPED ALPS POTS.....

**\$4.75 each**

**MINI SIZE BUZZERS**

1/2 to 3 volts 75¢ ea WITH WIRE LEADS  
1/2 to 3 volts 75¢ ea WITH PIN TERMINALS  
3 to 7 volts WITH PIN TERMINALS 75¢ each

**RFI/EMI FILTER**

FOR NOISE SUPPRESSION C/D# APFS40W RATED: 5 AMP 250 VAC

**\$3.50 each**

**MITSUBI MODEL UES-A55F VARACTOR UHF TUNER**

FREQ. RANGE 470 - 889 MHz  
ANTENNA INPUT 500 OHMS

**\$25.00 each**  
10 for \$220.00

**SPECIAL**

1000 MFD 25 VOLT 2 FOR \$1.00

**FLAT LEVER MINI-TOGGLE S.PDT (ON-ON)**

5 AMP @ 120 VAC  
CEX # 7105

**\$1.00 EACH**  
10 for \$8.50  
100 for \$75.00

**Free! SEND FOR NEW 1982 40 PAGE CATALOG Free!**

**COMPUTER GRADE CAPACITOR**

1700 mfd. 150VDC \$2.00  
2 1/2" DIA X 4 3/4" HIGH  
3,600 mfd. 40VDC \$1.00  
1 3/8" DIA. X 3" HI  
6,400 mfd. 60VDC \$2.50  
1 3/8" DIA X 4 1/4"  
12,000 mfd. 40VDC \$3.00  
2" DIA X 4 1/4" HIGH  
18,000 mfd. 75VDC \$4.00  
2 1/2" DIA X 4 1/2" HIGH  
20,000 mfd. 25VDC \$2.00  
2" DIA. X 2 1/2" HIGH  
22,000 mfd. 15VDC 2.00  
2" DIA X 2 1/2" HIGH  
22,000 mfd. 40VDC \$3.00  
2" DIA. X 6" HIGH  
25,000 mfd. 75 VDC \$4.50  
3" DIA X 4 3/8" HIGH  
45,000 mfd. 25 VDC \$3.50  
2" DIA. X 4" HIGH  
72,000 mfd. 15VDC \$3.50  
2" DIA. X 4" HIGH  
CLAMPS TO FIT CAPACITORS 50¢ ea

**L.E.D.'s STANDARD JUMBO DIFFUSED**

RED 10 FOR \$1.50  
GREEN 10 FOR \$2.00  
YELLOW 10 FOR \$2.00

**FLASHER LED**  
5 VOLT OPERATION JUMBO SIZE  
2 FOR \$1.70

**BI POLAR LED**  
2 FOR \$1.70

**SUB MINI LED**

.079" x .098"  
20 mA at 1.75v  
10 FOR \$1.00  
200 FOR \$18.00  
QUANTITY PRICES AVAILABLE

**SUPER SMALL PHOTO-FLASH**

170 MFD 330 VOLT  
1 1/4" x 7/8"  
2 for \$1.50  
10 for \$7.00

**CANNON XLRA-3-13 CONNECTOR**

3 PRONG CHASSIS MOUNT CONNECTOR  
**\$2.00 EACH**  
10 for \$19.00

**750 MFD 330 V PHOTO FLASH**

2" HIGH X 1 1/4" DIA  
\$1.25 EACH  
10 FOR \$11.00

**BLACK LIGHT (ULTRAVIOLET)**

G.E. # F6T5BL **\$2.50 each**

**BUZZER SPECIAL!**

2" DIA. 1 1/2VDC  
50¢ each  
10 for \$4.00  
100 for \$35.00

**TRANSFORMERS**

120 volt primaries

6 VOLTS at 150 mA \$1.25  
12 V.C.T. at 500mA \$2.50  
16.5 V. at 3 AMPS \$6.50  
18 VOLTS at 1 AMP \$4.50  
25.2 VCT at 2.8 AMP \$5.50

**2" ALLIGATOR CLIPS**

7 clips for \$1.00  
100 clips for \$12.00  
500 clips for \$50.00

**SPECIAL MRF 901**

MICROWAVE TRANSISTOR  
**\$2.50 EA.**

**ALL ELECTRONICS CORP.**

905 S. Vermont Ave.  
P.O. BOX 20406  
Los Angeles, Calif. 90006  
(213) 380-8000

Mon. - Fri. Saturday  
9 AM - 5 PM 10 AM - 3 PM

**TERMS**

- Quantities Limited
- Min. Order \$10.00
- Add \$2.50 Shipping USA
- Calif. Res. Add 6%
- Prompt Shipping




# MFJ

# ANTENNA TUNERS

16 MODELS

## MFJ-941C 300 Watt Versa Tuner II

Has SWR/Wattmeter, Antenna Switch, Balun. Matches everything 1.8-30 MHz: dipoles, vees, random wires, verticals, mobile whips, beams, balanced lines, coax lines.



Ham Radio's most popular antenna tuner. Improved, too.

# \$89<sup>95</sup>

Fastest selling MFJ tuner . . . because it has the most wanted features at the best price.  
**Matches everything from 1.8-30MHz:** dipoles, inverted vees, random wires, verticals, mobile whips, beams, balanced and coax lines.  
**Run up to 300 watts RF power output.**  
**SWR and dual range wattmeter** (300 & 30 watts full scale, forward/reflected power). Sensitive meter measures SWR to 5 watts.

**Flexible antenna switch** selects 2 coax lines, direct or through tuner, random wire/balanced line, or tuner bypass for dummy load.  
**12 position efficient airwound inductor** for lower losses, more watts out.  
**Built-in 4:1 balun** for balanced lines. 1000V capacitor spacing.  
**Works with all solid state or tube rigs.**  
**Easy to use, anywhere.** Measures 8x2x6", has

SO-239 connectors, 5-way binding posts, finished in eggshell white with walnut-grained sides.  
**4 Other 300W Models:** MFJ-940B, \$79.95 (+ \$4), like 941C less balun. MFJ-945, \$79.95 (+ \$4), like 941C less antenna switch. MFJ-944, \$79.95 (+ \$4), like 945, less SWR/Wattmeter. MFJ-943, \$69.95 (+ \$4), like 944, less antenna switch. Optional mobile bracket for 941C, 940B, 945, 944, \$3.00.

### MFJ-900 VERSA TUNER



MFJ-900  
**\$44<sup>95</sup>** (+ \$4)

Matches coax, random wires 1.8-30 MHz.  
**Handles up to 200 watts output;** efficient airwound inductor gives more watts out. 5x2x6"  
**Use any transceiver,** solid-state or tube.  
**Operate all bands** with one antenna.  
**2 OTHER 200W MODELS:**  
 MFJ-901, \$54.95 (+ \$4), like 900 but includes 4:1 balun for use with balanced lines.  
 MFJ-16010, \$34.95 (+ \$4), for random wires only. Great for apartment, motel, camping, operation. Tunes 1.8-30 MHz.

### MFJ-949B VERSA TUNER II



MFJ-949B  
**\$139<sup>95</sup>** (+ \$4)

MFJ's best 300 watt Versa Tuner II.  
**Matches everything** from 1.8-30 MHz, coax, randoms, balanced lines, up to 300W output, solid-state or tubes.  
**Tunes out SWR** on dipoles, vees, long wires, verticals, whips, beams, quads.  
**Built-in 4:1 balun.** 300W, 50-ohm dummy load. SWR meter and 2-range wattmeter (300W & 30W).  
**6 position antenna switch** on front panel, 12 position air-wound inductor; coax connectors, binding posts, black and beige case 10x3x7".

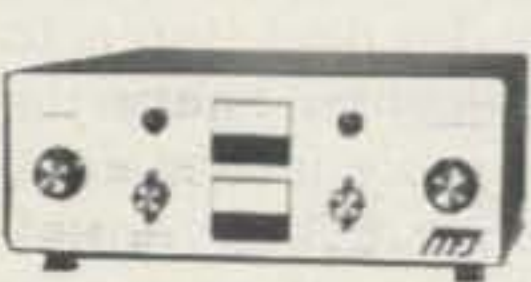
### MFJ-962 VERSA TUNER III



MFJ-962  
**\$199<sup>95</sup>** (+ \$4)

**Run up to 1.5 KW PEP,** match any feed line from 1.8-30 MHz.  
**Built-in SWR/Wattmeter** has 2000 and 200 watt ranges, forward and reflected.  
**6 position antenna switch** handles 2 coax lines, direct or through tuner, plus wire and balanced lines.  
**4:1 balun.** 250 pf 6KV cap. 12 pos. inductor. Ceramic switches. Black cabinet, panel.  
**ANOTHER 1.5 KW MODEL:** MFJ-961, \$179.95 (+ \$10), similar but less SWR/Wattmeter.

### MFJ-984 VERSA TUNER IV



MFJ-984  
**\$299<sup>95</sup>** (+ \$10)

**Up to 3 KW PEP** and it matches any feedline, 1.8-30 MHz, coax, balanced or random.  
**10 amp RF ammeter** assures max. power at min. SWR. SWR/Wattmeter, for./ref., 2000/200W.  
**18 position dual inductor,** ceramic switch.  
**7 pos. ant. switch.** 250 pf 6KV cap. 5x14x14",  
**300 watt dummy load.** 4:1 ferrite balun.  
**3 MORE 3 KW MODELS:** MFJ-981, \$209.95 (+ \$10), like 984 less ant. switch, ammeter. MFJ-982, \$209.95 (+ \$10), like 984 less ammeter, SWR/Wattmeter. MFJ-980, \$179.95 (+ \$10), like 982 less ant. switch.

### MFJ-989 VERSA TUNER V



MFJ-989  
**\$319<sup>95</sup>** (+ \$10)

**New smaller size** matches new smaller rigs — only 10-3/4Wx4-1/2Hx14-7/8D".  
**3 KW PEP.** 250 pf-6KV caps. Matches coax, balanced lines, random wires 1.8-30 MHz.  
**Roller inductor,** 3-digit turns counter plus spinner knob for precise inductance control to get that SWR down.  
**Built-in 300 watt, 50 ohm dummy load.**  
**Built-in 4:1 ferrite balun.**  
**Built-in lighted 2% meter** reads SWR plus forward/reflected power. 2 ranges (200 & 2000W).  
**6 position ant. switch.** Al. cabinet. Tilt bail.

To order or for your nearest dealer  
**CALL TOLL FREE**  
**800-647-1800**

For tech. info., order or repair status, or calls outside continental U.S. and inside Miss., call 601-323-5869.

- All MFJ products unconditionally guaranteed for one year (except as noted).
- Products ordered from MFJ are returnable within 30 days for full refund (less shipping).
- Add shipping & handling charges in amounts shown in parentheses.

Write for FREE catalog, over 80 products  
**MFJ ENTERPRISES, INCORPORATED**  
 Box 494, Mississippi State, MS 39762



# Licensing for Americans Overseas

## — classes help, but our government doesn't

In an earlier issue of *73 Magazine*, Wayne Green mentioned that he would like to hear what the amateur radio community was doing to get more people into the classrooms and on the air. At first, I thought of sending a letter to *73 Magazine* describing our current situation here in West Germany involving military personnel in regard to licensing classes. After pondering the idea for a few days, I decided that an article would be more appropriate.

The not-yet-licensed American civilian or military person abroad will, in many cases, encounter some problems that are unique, to say the least. But being a ham in the military has many advantages, such as the opportunity to operate from various countries of the world with reciprocal licensing. Unfortunately, getting that US license once an individual has been sent to a far corner of the world is sometimes difficult. But for those who are interested in obtaining their ticket, there is hope. Thanks to a

crop of dedicated and hard-working hams scattered throughout worldwide military installations, amateur radio licensing classes are a reality.

Before I tell you about amateur radio classes and the people who teach them, let's take a look at why these individuals who aren't licensed desire their ticket. Actually, their reasons are no different than anyone else's. Basically speaking, they have a genuine interest in amateur radio. However, there are some underlying reasons which motivate these prospective hams.

First of all, it is a fact that a large number of newly licensed hams in the United States were once active on 11 meters. West Germany, like other countries in Western Europe, has a personal communications band on 27 MHz. Quite a few Americans come to Germany with their CB gear only to discover, to their dismay, that it's just as bad or even worse than back home. There are fewer channels, lower allowable output

powers, monthly licensing fees, and severe overcrowding on the airwaves. Also, there is a language barrier because many 11-meter operators speak little or no English. It is a very disheartening situation, to say the least. Therefore, they have three options available. One, pack up the radio in its box and place it in the closet; two, stick it out on the band; or three, get an amateur license and talk to the world. I don't have to tell you that many choose option number three.

Secondly, many military members are met with the misfortune of having to serve at remote installations in places that you and I never thought existed. However, someone has to do it. In this case, amateur radio is a tremendous boost for one's morale.

And finally, there are those individuals who want the license only to talk with the family back home. I have run across several people whose parents were licensed but never did force the radio or electronics on


them when they were growing up. Now they have the motivation and time they need to get that ticket. Besides saving on phone bills, writing letters, and waiting in line at the local MARS station, getting the license would please the heck out of Mom and Dad.

Although the reasons I have stated for military personnel and their families wanting an amateur license are generalizations, they are real. They are the sparks that ignite the fire... motivation is the key.

Once an individual has decided that he would like to pursue amateur radio as a hobby, his next step is to locate a licensed ham in the area for more information. Most larger military installations have active amateur radio clubs, but this is not always the case. Therefore, a check with the local MARS station is a good idea. If there isn't someone working there who is licensed, they will usually refer you to someone who is. What happens next? Well, if the military installa-



Copy RTTY, ASCII  
and Morse  
from the palm  
of your hand.



Have you waited to get into code reading until you found out what this latest fad was about? You can stop waiting, because it's no longer a fad.

Amateurs everywhere are tossing the gigantic clanking monsters of yesteryear that once performed the job of reading radioteletype. They are trading them in for state-of-the-art code-reading devices that are incredibly small, noiseless if desired and infinitely more versatile than their antique predecessors.

Kantronics, the leader in code-reading development, has just introduced the latest and most-advanced breakthrough in the copying of Morse code, radioteletype and ASCII computer language.

The Kantronics Mini-Reader reads all three types of code, displays code speed, keeps a 24-hour clock, acts as a radioteletype demodulator and reads all of its decoded information out on a traveling display of 10 easy-to-read characters. It is so compact that it fits in a hand-held, calculator-size enclosure.

At \$289.95, the Mini-Reader outperforms anything within another \$400 of its price range.

Call or visit your Authorized Kantronics Dealer now to find out what the latest in technology has done to code-reading.

**Kantronics**  
(913) 842-7745  
1202 E. 23rd Street  
Lawrence, Kansas 66044

## MFJ RF NOISE BRIDGE

Lets you adjust your antenna quickly for maximum performance. Measure resonant frequency, radiation resistance and reactance. Exclusive range extender and expanded capacitance range gives you much extended measuring range.



This MFJ-202 RF Noise Bridge lets you quickly adjust your single or multiband dipole, inverted Vee, beam, vertical, mobile whip or random system for maximum performance.

Tells resonant frequency and whether to shorten or lengthen your antenna for minimum SWR over any portion of a band.

MFJ's exclusive range extender, expanded capacitance range ( $\pm 150$  pf) gives unparalleled impedance measurements, 1 to 100 MHz. Simple to use. Comprehensive computer proven manual.

Works with any receiver or transceiver. SO-239 connectors. 2 x 3 x 4 inches. 9 volt battery.

Other uses: tune transmatch; adjust tuned circuits; measure inductance, RF impedance of amplifiers, baluns, transformers; electrical length, velocity factor, impedance of coax; synthesize RF impedances with transmatch and dummy load.

- Exclusive range extender
- Expanded capacitance range
- Series Bridge

# \$59<sup>95</sup>

Order from MFJ and try it — no obligation. If not delighted, return it within 30 days for a refund (less shipping). This bridge is unconditionally guaranteed for one year.

To order, simply call us toll free 800-647-1800 and charge it on your VISA or MasterCard or mail us a check or money order for \$59.95 plus \$4.00 for shipping and handling for MFJ-202.

Put this MFJ Noise Bridge to work improving your antenna. Order from MFJ or see dealer.

**CALL TOLL FREE ... 800-647-1800**

Call 601-323-5869 for technical information, order/repair status. Also call 601-323-5869 outside continental USA and in Mississippi. ✓ 47

**MFJ ENTERPRISES, INCORPORATED**  
Box 494, Mississippi State, MS 39762

## Lacue Likes You . . . and you'll like Lacue!

### WIRE AND CABLE

RG-213.....	27¢/ft
RG-8/U foam, 95% shield.....	23.5¢/ft
RG-8X foam, 95% shield.....	11¢/ft
RG-58C/U mil spec.....	11¢/ft
RG-59 mil spec.....	9¢/ft
RG-11.....	19¢/ft
450 ohm ladder line 100 ft roll.....	\$10.25
8 Conductor Rotor Cable.....	15¢/ft
14 Ga. Stranded Copper (50 ft. multiples).....	7¢/ft
12 Ga. Solid Copperweld (50 ft. multiples).....	7¢/ft
14 Ga. Solid Copperweld (50 ft. multiples).....	5¢/ft
8 Ga. Solid Aluminum (50 ft. multiples).....	6¢/ft

### ANTENNA ACCESSORIES

Ceramic Insulators.....	45¢ ea.
Amphenol PL-259.....	75¢ ea.
Van Gorden.....	Balun.....\$7.50
	Center Insul.....\$4.60
W2AU Balun 4:1 or 1:1.....	\$13.25
B&W Traps 40 thru 10.....	\$25.65 per pair
B&W Traps 80 thru 10.....	\$25.65 per pair
HYGAIN—Complete line on sale. Call for big discount price.	

### ROTORS

CDE TAILTWISTER.....	\$228.00
CDE HAM 4.....	\$162.95
CDE CD 45.....	\$ 89.55
CDE AR 22.....	\$ 48.95

### ALSO AVAILABLE

Cushcraft, Hy-Gain, Telex, Bencher, Butternut, Regency, Mini Products, Larson, B&W, Hustler, Shure, ARRL, Bird, Callbook, Ameco, Sams Publications, Rohn, Vibroplex, Ham Key, Vocom, Daiwa, and many more.

Call or write for flyer

Prices subject to change without notice.

Hours: Mon.—Sat. 10AM—6PM; Tues. & Fri. 'til 9PM

Telephone: (814) 536-5500


### LACUE COMMUNICATIONS ELECTRONICS

102 Village Street  
Johnstown, PA 15902





# SURGE SHUNT



**protects solid state communications equipment from damage caused by high-voltage transients entering the antenna system**


These transients usually are caused by atmospheric static discharges or nearby lightning strikes.

The new Model 1549 Surge Shunt can be used with both receivers and transceivers having up to 200 watts output. Convenient UHF type coaxial connections are supplied. Price is \$24.95

The arrester "pill" element has a long life, but can be easily and economically replaced if necessary.

Credit-Card buyers may call toll free  
**1-800-543-5613**





In Ohio, or for information call:  
**1-513-866-2421**

**R. L. DRAKE COMPANY**  
540 Richard Street, Miamisburg, Ohio 45342

INSTITUTIONAL AND DEALER INQUIRIES INVITED.



tion itself and the surrounding community is saturated with a large number of Americans, chances are that some sort of licensing program exists. For the smaller installations, it's a somewhat different situation. There may be only one or two active hams, but in the spirit of amateur radio, they will undoubtedly be helpful and outgoing. One interesting point I should bring up here is that the *Stars & Stripes* bookstores overseas are usually stocked with the ARRL license manuals, *Radio Amateur's Handbooks*, and the latest copies of *73 Magazine*. Therefore, individualized study, reinforced with the tutoring and supervision of an Elmer, will usually reap good results. Individual study of a subject which is diversified and foreign to most people, such as amateur radio, is a major undertaking that requires considerable motivation and determination when no other help is available.

The military life-style can be more demanding than its civilian counterpart, and because of this, not every ham has the time for the individualized tutoring of an aspiring student. It's a sad fact of life. However, there are some hams who care enough to make time and are doing a great job of getting the newcomers started. What follows is one of many such success stories that are taking place in West Germany where an overwhelming number of American military and civilian personnel and their families live and work.

### A Ham Who Cares

Hahn Air Base is located about 50 miles west of Wiesbaden. I arrived there on orders from Uncle Sam back in March of 1979. Before I even processed into my squadron, I dropped by the MARS station in hopes of locating another ham.

The military operator on duty there directed me to Steve Hutchins, who was acting as a contact point for the hams. Steve was one of those individuals like myself who first started out with CB radio. He was first licensed in 1977 as a Novice, WD6BKA. Shortly thereafter, Steve upgraded to General and received the reciprocal call, DA2HS. During that first meeting we had together, he gave me the full rundown. There were 10 hams stationed at the base, but no formal club to speak of. One of those hams, Floyd Bixler WD8DUP/DA1VF, was teaching an amateur code and theory class every Sunday for several of the personnel stationed here. Floyd had to cancel his classes due to other commitments, but only after everyone had successfully passed the Novice examinations.

At this point, Steve took over the reins and put the word out through various channels that an amateur radio code and theory class would be starting. Steve was well qualified to teach due to his excellent working knowledge of electronics, something he never learned in school, but on his own in his spare time. Assisting Steve in the classroom was Bob Haggart, who was very knowledgeable in the radio and TV repair field and at that time was a Novice with the call KA3CSE. Steve also enlisted my help to teach propagation and regulations and substitute for him when it was impossible for him to be at class. Steve carefully planned the learning sessions so that the conclusion of the three-month class would occur just when the FCC was due to arrive.

The FCC travels to West Germany twice a year in order for American military and civilians to test for their amateur and commercial radio licenses. Steve's plan

was to get everyone a Novice ticket at the end of the first month; then he could teach them the additional theory needed to pass the Technician exam.

A Novice license is of little or no value in some countries under current reciprocal agreements, but since Germany recognizes the interim permit issued by the FCC as being a valid license, when a Novice ham with a callsign upgrades, he is immediately eligible to apply for a reciprocal German license without waiting 6 to 8 weeks for a callsign and license from the FCC. But the pressure is really on to pass the exams, because if an individual fails this attempt at the examination, it is six long months before there is another chance to test. This is one of those unique problems that the American citizen abroad encounters. Many students of amateur radio lose their interest and bail out because of this unfortunate situation. More on this later.

Steve's first class had its share of students who dropped out for various reasons. Those who hung in there and worked hard upgraded to Technician or General. This is the only reward that a teacher can receive, and the majority of his students rewarded Steve generously.

An interesting point to bring up here is that the student of amateur radio in Germany has it a little bit rougher than the student back home. The reason is that everyone's aim is to achieve at least the Technician-class license because it gives more operating freedom under the German reciprocal agreement. Therefore, not only does the student have to be familiar with the US regulations for the test, but also with the German regulations if a reciprocal license is desired. When it comes to frequen-

cy allocations and authorized emissions, things can get very confusing, even for the old-timer.

Steve has no magic formula for teaching or recruiting people into amateur radio. Patience and determination are the virtues that produce results. Steve is not a one-man show or Super Elmer. He regularly invites other hams in the area to help him teach classes. Their experience in the areas of ham radio in which they specialize is a great asset in helping the students learn and hold their interest.

Along with teaching code and theory, Steve has been putting much time and effort into the Air Force MARS program, which provides valuable training for new licensees. How he finds time to enjoy his rag-chewing, DXing, building, and troubleshooting is beyond me. Besides all of this, during 1980 he still managed to obtain his amateur Extra license (KN6G), his Second Class Radiotelephone license, and another stripe to wear on his sleeve. What more is there to say?

### What Determines Success

You are probably asking yourselves, what's the big deal about four people getting their Novice tickets? Actually, I am trying to make a point. The dictionary defines success as "a degree or measure of succeeding; a favorable termination of a venture." For some strange reason, many amateur radio classes never materialize because someone determines that not enough people are interested. Baloney! The success of a class or study group is not dependent on its size but on the basis that something constructive has been accomplished. An amateur radio class does not have to be congested with so many bodies that a "Standing Room Only" sign is hanging





**"BRAND NEW"**  
**CHAMPION MESSAGE  
 MEMORY KEYER**  
 Model TE-292  
**\$125.95**


**Features:**

- State-of-the-Art CMOS Circuitry
- Choice of Message Storage
  - A. Six 50 character messages
  - B. Twelve 25 character messages
  - C. 27 combinations of message C. programming.
- Records at any speed—plays at any speed.
- Memory operating LED
- Use for daily QSO or contests

**PLUS:**

- Self-completing dots and dashes
- Both dot and dash memory
- Iambic Keying with any squeeze paddle
- 5-50 w.p.m.
- Speed, volume, tone, tune and weight controls
- Sidetone and speaker
- Low current drain CMOS battery operation—portable
- Rear panel Jack for auxiliary power
- Deluxe quarter-inch jacks for keying and output
- Keys grid block and solid rigs
- WIRED AND TESTED FULLY GUARANTEED—LESS BATTERY

**\$89.95**



**Features: Model TE-284**

- State-of-the-Art CMOS Circuitry
- Three choices of Message Storage
  - A. Two (50 character each) message storage
  - B. Four (25 character each) message storage
  - C. One 50 character and two 25 character message storage
- Records at any speed—plays at any speed
- Memory operating LED
- Use for daily QSO or contests

**PLUS:**

- Self-completing dots and dashes
- Both dot and dash memory
- Iambic Keying with any squeeze paddle
- 5-50 w.p.m.
- Speed, volume, tone, tune and weight controls
- Sidetone and speaker
- Low current drain CMOS battery operation—portable
- Deluxe quarter-inch jacks for keying and output
- Keys grid block and solid rigs
- WIRED AND TESTED FULLY GUARANTEED—LESS BATTERY



**MESSAGE  
 MEMORY KEYER**

**Features:**

- Advanced CMOS message memory
- Two (50 char each) message storage
- Repeat function
- Records at any speed—plays back at any speed
- Longer message capacity  
 Example: send CQ CQ CQ DX de WB2YJM WB2YJM K—then play second message on contact—de WB2YJM QSL NY NY 579 579 Paul Paul K
- Use for daily QSOs or contests

Model # TE201

**\$75.95**

**PLUS:**

- State of the art CMOS keyer
- Self completing dots and dashes
- Both dot and dash memory
- Iambic keying with any squeeze paddle
- 5-50 wpm
- Speed, volume, tone, tune and weight controls
- Sidetone and speaker
- Low current drain CMOS battery operation—portable
- Deluxe quarter inch jacks for keying and output
- Keys grid block and solid state rigs
- WIRED AND TESTED FULLY GUARANTEED—LESS BATTERY



Model # TE144  
**\$65.95**

**Features: Deluxe CMOS  
 Electronic Keyer**

- State-of-the-art CMOS circuitry
- Self completing dots and dashes
- Both dot and dash memory
- IAMBIC keying with any squeeze paddle
- 5-50 wpm

- Speed, weight, tone, volume tune controls & sidetone and speaker
- Semi-automatic "bug" operation & straight keying—rear panel switch
- Low current drain CMOS battery operation—portable
- Deluxe quarter inch jacks for keying and output
- Keys grid block and solid state rigs
- Wired and tested—fully guaranteed—less battery

MODEL TE133—same as TE144 with wgt and tone control internal, less semi-auto keying. **\$55.95**

MODEL TE122—same as TE133 less wgt, tune, solid state keying **\$45.95**

AT YOUR DEALER OR SEND CHECK OR MONEY ORDER.

Plus \$2.00 S/H NY Res add tax

**TRAC**

**ELECTRONICS, INC**  
**1106 RAND BLDG.**  
**BUFFALO NY 14203**

**MFJ KEYERS**  
 Uses Curtis 8044 IC. Iambic operation, dot-dash memories, weight control, solid state keying. RF proof.



**\$79.95**

The MFJ-408 Deluxe Electronic Keyer sends iambic, automatic, semi-automatic, manual. Use squeeze, single lever or straight key.

Speedmeter lets you read speed to 100 WPM. Socket for external Curtis memory, random code generator, keyboard. Optional cable, \$4.95.

Iambic operation with squeeze key. Dot-dash insertion. Semi-automatic "bug" operation provides automatic dots and manual dashes.

Dot-dash memory, self-completing dots and dashes, jam-proof spacing, instant start. RF proof.

Solid-state keying: grid block, solid state xmtrs.

Front panel controls: linear speed, weight, tone, volume, function switch. 8 to 50 WPM.

Weight control adjusts dot-dash space ratio; makes your signal distinctive to penetrate QRM.

Tone control. Speaker. Ideal for classroom.

Function switch selects off, on, semi-automatic/manual, tune. Tune keys transmitter for tuning.

Uses 4 C-cells. 2.5 mm jack for power (6-9 VDC). Optional AC adapter MFJ-1305, \$9.95.

Eggshell white, walnut sides. 8x2x6 inches. MFJ-406, \$69.95, like 408 less speedmeter.




**\$49.95**

New MFJ-401 Econo Keyer II gives you a reliable, full feature economy keyer for squeeze, single lever or straight key.

Has sidetone, speaker, volume, speed, internal weight and tone controls. Sends iambic, automatic, semi-automatic, manual. Tune function. Dot-dash memories. 8-50 WPM. "On" LED. Use 9V battery, 6-9 VDC, or 110 VAC with optional AC adapter, MFJ-1305, \$9.95. 4x2x3 1/2".

Reliable solid state keying. Keys virtually all solid state or tube type transmitters.



**\$64.95**

MFJ-405 Econo Keyer II. Same as MFJ-401 but has built-in single paddle with adjustable travel. Also jack for external paddle. 4x2x3 1/2".

Optional: Bencher Iambic Paddle, \$42.95; 110VAC adapter, MFJ-1305, \$9.95. Free catalog.

Order from MFJ and try it. If not delighted, return within 30 days for refund (less shipping).

One year unconditional guarantee.

Order yours today. Call toll free 800-647-1800. Charge VISA, MC. Or mail check, money order. Add \$4.00 each for shipping and handling.

**CALL TOLL FREE ... 800-647-1800**

Call 601-323-5869 for technical information, order/repair status. Also call 601-323-5869 outside continental USA and in Mississippi. ✓47

**MFJ ENTERPRISES, INCORPORATED**  
 Box 494, Mississippi State, MS 39762



at the door. This is utter nonsense! Many are denied entry into our great hobby due to such primitive thinking. As I suggested before, individual study should be avoided where possible. Classroom study with supplemental home study is the way it should be done. If every radio club across America started some sort of training program, no matter how big or how small, we would be in a lot better shape.

All radio clubs across the country should get into gear as quickly as possible and drum up constructive and educational amateur radio classes. Look where it has taken the Japanese! It certainly hasn't hurt them. Here in West Germany, hams serving with the Air Force are doing their part. Classes are regularly held at Ramstein, Sembach, Hahn, Zweibrucken, Rhein Main, and in the Spangdahlem

and Bitburg areas. I am not familiar with what the amateurs in the Army in West Germany are doing regarding amateur radio classes in their communities, but judging from their numbers, they must also be active with classes. Perhaps someone would like to write a follow-up and let us know what they are doing also.

#### **FCC Policies: Hurting the Growth of Amateur Radio**

As I mentioned earlier, the FCC travels twice a year to Germany, once in the spring and once in the fall. This certainly is not often enough! Now there is talk of no visits by FCC examiners due to the cost of travel, etc. They have got to be kidding! The US government gives millions of dollars away to countries who have stabbed us in the back and continue to do so, yet they can't seem to allot a few thousand dollars a

year for examiners to test Americans abroad. The U.S. military and civilians who are serving overseas defending our great country deserve some consideration. Perhaps the FCC could institute some type of system similar to the Conditional licensing program that existed some years back. Or else they should consider traveling overseas more often. Amateur radio operators perform a public service with emergency communications and enhance international goodwill. If these policies remain in effect an extended period of time, the growth of amateur radio will resemble a centipede with sore feet...yes, that slow!

It would be much more comforting to know that the FCC was working with us and not against us. But, like other government agencies, the FCC is a strange animal with its own

behavioral patterns. Until we find out what their last minute decision-making will bring forth, we are gritting our teeth and rolling with the punches.

This article was prepared in order to illustrate the present situation concerning Americans abroad. Amateur radio is sought as a hobby and/or morale booster by many because of those unique motivation factors. Secondly, licensing classes are reality, thanks to those who care enough to give of their time. And, to repeat what was written earlier, the success of a class or study group is not dependent on its size but on the basis that something constructive is to be accomplished. Think about it. And finally, current FCC policies are hurting the growth of amateur radio with no reversing trend in sight...that's the bottom line. ■

## **MBA READER,™ A NAME YOU SHOULD KNOW**



**What does MBA mean?** It stands for Morse-Baudot and ASCII. **What does the MBA Reader do?** The RO model (reader only) uses a 32 character alphanumeric vacuum fluorescent display and takes cw or tty audio from a receiver or tape recorder and visually presents it on the display.

The copy moves from right to left across the screen, much like the Times Square reader board. **Is the AEA model MBA Reader different from other readers?** It certainly is! It is the first to give the user 32 characters of copy (without a CRT), up to five words at one time. It can copy cw up to 99 wpm and Baudot at 60-67-75 and 100 wpm. Speeds in the ASCII mode are 110 and hand typed 300

baud. The expanded display allows easy copy even during high speed reception.

The AEA model MBA has an exclusive automatic speed tracking feature. If you are copying a signal at 3-5 wpm and tune to a new signal at 90 wpm, the MBA catches the increased speed without loss of copy.

The MBA Reader allows a visual display of your fist and improves your code proficiency. It is compact in size, and has an easily read vacuum fluorescent display.

The Reader operates from an external 12 VDC source. This allows for portable/mobile or fixed operation.

Check the AEA model MBA Reader at your favorite dealer and see all the features in this new equipment. If your dealer cannot supply you, contact

**Advanced Electronic Applications, Inc.**

P.O. Box 2160, Lynnwood, WA 98036 Call 206/775-7373

**AEA** Brings you the  
**Breakthrough!**

Prices and specifications subject to change without notice or obligation



# Satellite Antennas by

## P.B. Radio Service

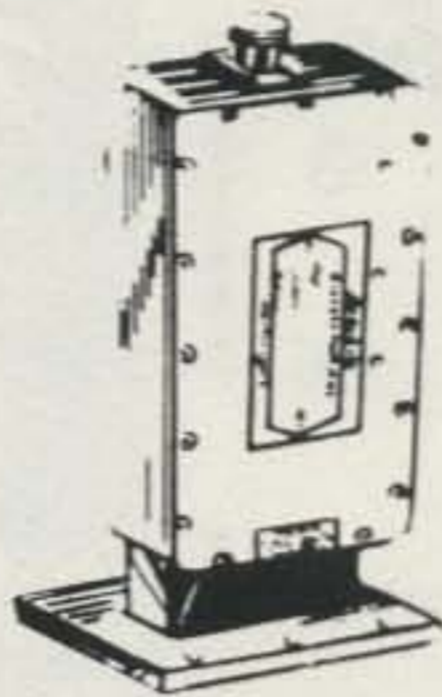
1950 E. Park Row • Arlington, TX 76010

120 degree low noise amplifier



CHAPARRAL  
Super Feed  
feed horn

87.00



Avantek

Choice 495.00

DEXCEL

# 2300 MHz MICROWAVE DOWNCONVERTERS

## DOWNCONVERTER

Kit..... \$28.50  
Assembled..... \$48.50

## 2300 MHz PREAMP

Kit..... \$25.00

## POWER SUPPLY

Assembled..... \$35.00

## SATELLITE TV EARTH STATION

- 24 Channel Receiver
- 10' Antenna
- Dexcel 120° LNA

Call for details and price

**Also Available:** Commercial System with  
Bogner Antenna ..... \$169.00

## 2300 MHz ANTENNA




WITH BOX  
FOR DOWN-  
CONVERTER  
**\$27.50**

# PB RADIO SERVICE

1950 E. PARK ROW • ARLINGTON, TX 76010

404

CALL ORDER DEPT. TOLL FREE  
(800) 433-5169



FOR INFORMATION CALL  
(817) 460-7071

# MFJ VLF CONVERTER

Receive 10-500 KHz on  
Ham rig or SWL receiver.



**\$79<sup>95</sup>**

Plug this MFJ VLF Converter between your antenna and Ham transceiver or SWL receiver and tune the VLF 10-500 KHz band.

Hear weather, ship-to-shore CW traffic, RTTY, WWVB, navigation beacons, 1750 meter no license band, European broadcast, and more.

**MFJ-332 Ham version** converts 10-500 KHz to 28.010 to 28.500 MHz. Also adds standard broadcast band on 28.5 to 29.7 MHz. **MFJ-331 SWL version** converts to 4.010 to 4.500 MHz.

Read frequency directly on your receiver (ignore MHz).

Low noise amplifier, 6 pole lowpass filter, double balanced mixer, crystal oscillator gives very sensitive and stable, BCB interference-free signals.

On/off-Bypass switch. LED for power. SO-239 coax connectors. 3x4x1 inches. Black, eggshell white aluminum cabinet. 9-18 VDC or 110 VAC with optional AC adapter, MFJ-1312, \$9.95.

## VLF/MW/SWL Antenna Tuner

Greatly improves 10KHz to  
30 MHz reception.

**\$69<sup>95</sup>**



This MFJ-955 VLF/MW/SWL preselecting antenna tuner greatly improves reception of 10KHz thru 30 MHz signals, especially those below 2 MHz.

Lets you peak desired signals while rejecting interference. Reduces overload, background noise, crossmodulation, and intermodulation. VLF signals come roaring in.

Switch between two antennas and two receivers. Bypass position connects antenna directly to receiver. 5 1/2 x 2 x 3 inches. Black, eggshell white aluminum cabinet.



**\$79<sup>95</sup>**

**MFJ-1020 Tuned Indoor Active Antenna.** Can often exceed reception of outside longwire. Covers 300 KHz to 30 MHz. Has telescoping antenna. Minimizes intermod, provides RF selectivity, reduces noise. Also use as preselector.

Order from MFJ and try it. If not delighted, return within 30 days for refund (less shipping).

One year unconditional guarantee.

Enjoy VLF. Order yours today. See dealer or call MFJ toll free 800-647-1800. Charge VISA, MC. Or mail check, money order. Add \$4.00 each for shipping and handling.

**CALL TOLL FREE ... 800-647-1800**

Call 601-323-5869 for technical information, order/repair status. Also call 601-323-5869 outside continental USA and in Mississippi. 47

**MFJ ENTERPRISES, INCORPORATED**

Box 494, Mississippi State, MS 39762



**new**

# In Repeaters

*Some People Want A Super "Loaded"*

*Machine -*

*Others Want A*

*Basic Unit - With*

*No "Bells & Whistles"!*

*Now you can have*

*Either!*

SCR77

SCR4000

Spectrum now makes 2 lines of Repeaters—the world famous 'Super Deluxe' SCR1000/4000, and our new Low Cost line of SCR77 Repeaters.

The New SCR77 15 Wt. Repeaters maintain the quality of design, components and construction which have made Spectrum gear famous *throughout the world* for years. However, all of the "bells & whistles" which you may not need or want have been eliminated—at a *large cost savings to you!* The SCR77 is a real "workhorse" basic machine designed for those who want excellent, super-reliable performance year after year—but *no frills!* ('PL', 12 Pole IF Filter, Front End Preselector, and a 30 Wt. Transmitter are the only 'built-in' options available; but Autopatch, Remote Control, and other equipment can be connected via the rear panel jack.)

Of course, if you do want a full featured/Super Deluxe Repeater, with higher power (30-75 Wts.), and a full list of 'built-in' options, then you want our SCR1000 or 4000—'The Ultimate in Repeaters'. Available with: Full Autopatch/Reverse Patch/Land-Line Control; Touch Tone Control of various repeater functions; 'PL'; "Emergency Pwr. ID"; various Tone & Timer Units, etc.

Shown in Optional Cabinet

*Call or write today for data sheets & prices! Sold Factory Direct or through Export Sales Reps only. Get your order in A.S.A.P.!*

Commercial Business Radio Dealer/Rep Inquiries Invited

*¡Se habla Español!*



**SPECTRUM**

Export Orders - Contact our International Dept.

1055 W. GERMANTOWN PK., DEPT S3



## 10M FM Repeaters, Remote Bases,

Join the fun with the growing activity on 10M FM! Extended 'superior' groundwave contacts; local Repeaters; Remote/Local Bases and Mobile for Nationwide or Foreign DX. All with the ease of 2M FM! **Or, tie a 10M Remote Base into your existing VHF/UHF Repeater!**

Our Repeaters and Remote Bases are basically made up of 2-SCR-



## RX & TX Boards Now Available!

1000 Mainframes, complete with a VHF/UHF Link "built-in." The 10M FM Receiver is "Super Hot" and "Super Sharp." The transmitter is a 35 Wt. unit with beautiful audio quality.


A Complete Data Package is now available on both complete systems and boards — all commercial quality. Call or write for more information today.

## SPEC COMM REPEATER BOARDS & SUB-ASSEMBLIES

These are Professional "Commercial Grade" Units—Designed for Extreme Environments (-30 to +60° C).

All equipment assembled & tested. For 2M, 220 MHz & 450 MHz!

### SCR200 & SCR 450 BOARD



10M ALSO AVAILABLE



### SCR200 VHF Receiver Board

- **Totally New Advanced Design!**
- 8 Pole Front End Filtr. + wide dynamic range—reduces overload, spurious Resp. & IMs!
- Sens. 0.3 uV/12dB SINAD typ.
- Sel. -6dB @ ± 6.5 KHz. -130dB @ ± 30KHz. (8 Pole Crystal + 4 Pole Ceramic Filtr.
- 'S Meter' Discriminator & Deviation Mtr. Outputs!
- Exc. audio quality! Fast squelch! w/0.0005% Crystal. ("Super Sharp" IF Filtr. also avail.)

### SCR200 Receiver Assembly

- SCR200 mounted in shielded housing
- Completely asmbld & tested, w/F.T. caps, SO239 conn.
- As used in the SCR1000. Ready to drop into your system! *High Recommended!*

### SCR450 UHF Receiver Bd. or Assy.

- Similar to SCR200, except 420-470MHz



### SCAP Autopatch Board

- Provides all basic autopatch functions
- Secure 3 Digit Access; 1 Aux On-Off function, Audio AGC; Built-in timers; etc. Beautiful Audio!
- Q1 inhibit bd. also available
- Write/call for details and a data sheet

### RPCM Board

- Used w/SCAP board to provide "Reverse Patch" and Land-Line Control of Repeater
- Includes land line "answering" circuitry

### ID250 CW ID & Audio Mixer Board

- Adjustable ID tone, speed, level, timing cycle
- 4 Input AF Mixer & Local Mic amp
- COR input & xmtr. hold circuits
- CMOS logic, PROM memory—250 bits/channel
- Up to 4 different ID channels!
- Many other features. Factory Programmed



FL-6

### FL-6 Rcvr. Front-End Preselector

- 6 Hi Q Resonators with Lo-Noise Transistor Amp (2M or 220 MHz).
- Provides tremendous rejection of "out-of-band" signals w/out the usual loss! Can often be used instead of large, expensive cavity filters
- Extremely helpful at sites with many nearby VHF transmitters to "filter-out" these 'out-of-band' signals.

### CTC100 Rptr. COR Timer/Control Bd.

- Complete solid state control for rptr. COR, "Hang" Timer, "Time-Out" Timer, TX Shutdown/Reset, etc.
- Includes Inputs & Outputs for panel controls & lamps

### Repeater Tone & Control Bds.—For SCR1000/4000 & CTC100/ID250 only

#### TRA-1 "Courtesy Tone Beeper" Board

- Puts out a tone beep apx. 1 sec. after RX sig. drops—thus allowing time for breakers
- Resets T.O. Timer after "beep"

#### TMR-1 "Kerchunker Killer" or "Time Out Warning Tone" Bd.

- For One of above 2 functions
- "Kerchunker Killer" provides adj. delay (0-10 sec.) for initial rptr. access. Auto-Reset at end of QSO.
- T.O. Warning Tone provides alerting "warble tone" apx. 10 sec. before "time out."



### PSM-1 Repeater Power Supply Mod Kit

- For SCR-1000 or SCR-4000
- Replaces Darlington Pass Tr.—for improved reliability
- Includes new overvoltage "Crowbar" shut-down circuit.
- Complete kit, w/assembled PC board. \$19.50 + \$3.50 shipping/handling.

### PRM200 Power Supply Filter Cap/Regulator/Metering Board

- As used in the SCR1000 as main part of 13.8VDC/8A Pwr. Sply.
- Includes 14,000 uF Filter Cap, Reg. IC and Driver Trans., V/I Meter shunts and cal pots.
- Requires Xfmr., Br. Rect., Pass Tr./Heat Sink, (Optional Meter), for complete supply.



### SCT410 XMTR. ASSY.

- 7 or 10 Wts. Output. 100% Duty Cycle!
- Infinite VSWR proof.
- True FM for exc. audio quality.
- Designed specifically for continuous rptr service. Very low in "white noise."
- Spurious -70 dB. Harmonics -60 dB.
- With .0005% xtal.
- BA-10 30 Wt. Amp board & Heat Sink, 3 sec. L.P. Filter & rel. pwr. sensor. BA75 75 Wt. unit also available.

### SCT110 Transmitter Assembly

- SCT110 mounted in shielded housing.
- Same as used on SCR1000.
- Completely asmbld. w/F.T. caps, SO239 conn.
- 7, 10, 30, or 75 Wt. unit.

### SCT410 UHF Transmitter Bd. or Assy.

- Similar to SCT110, 10 Wts. nom.
- Avail. w/ or w/o OS-18 Super High Stability Crystal Osc./Oven.
- BA-40 35W. min. UHF Amp. Bd. & Heat Sink.

### PCB-1 Xmtr. Power Control Board

- For SCT110 or SCT410 Exciters
- Varies B+ to control Pwr. Out
- Switchable HI, Low, or Med. Pwr. out, locally or remotely. Adj. levels.



### TTC100 Touchtone

### Control Board

Interface to any radio or af system!

- 3 digit ON, 3 digit OFF control of a single repeater function. Or, (optional) 2 functions (2 digits ON/OFF each)
- Can be used to pull in a relay, trigger logic, etc
- Typically used for Rptr ON/OFF, HI/LO Pwr, P.L ON/OFF, Patch Inhibit/Reset, etc
- Stable, anti falsing design 5s Limit on access
- For Add'l Function(s)—Add a "Partial TTC" Board

# COMMUNICATIONS CORP.

Call, or ✓68  
Send for  
Data Sheets!

Inquire about 'surplus' 2M & 220 TX Boards. 1/2 Price!

Norristown, PA 19401 • (215) 631-1710



# The Masher

## — son of The Amazing Audio Elixir

When I first read the article on which this article is based, "The Amazing Audio Elixir," 73, September, 1979, I really didn't read it at all. It looked a little hokey. Words like "amazing" and "cure-all" turn me off, especially when they're used to describe an audio limiter, processor, compressor, etc. I flipped on through the magazine to find something more interesting and useful. It wasn't until several months later, when a friend asked me to help him check out a compressor he had just built, that I gave any serious attention to N6WA's article and circuit.

My friend, John W8SSM, had built The Amazing Au-

dio Elixir and he was anxious to receive some on-the-air reports. John was using the Elixir with his Kenwood T-599D and Heath SB-221. We were on 40 meters and the band was in good shape. I would be able to give him an accurate and, I expected, negative report. It had long been my belief that unless you wanted to spend a tidy sum for a store-bought rf speech processor like the Vomax, all that an external audio limiter, processor, compressor, etc., would do would be to junk-up an otherwise clean and intelligible signal. Got the picture?

John started the tests: "Compressor on: 1, 2, 3, 4, 5 ... Compressor off: 1, 2, 3, 4, 5 ..."

And on and on. I couldn't believe what I was hearing! The blooming thing actually improved his signal! It reduced the peak-to-average ratio of his audio, and it seemed to give his audio more brilliance; that is, it attenuated many of the lows, which only consume power without adding to intelligibility, and it enhanced the mid-range and highs. It did this without causing undue distortion and without raising background noises noticeably. John turned on The Amazing Audio Elixir, and he turned me on to it. I liked what I heard, and I decided that I should have one.

It should be noted that the circuit diagram appear-

ing in the original 73 article contained one error. It showed the gate of Q1 and capacitor C4 connected to the junction between R1 and R2. This should not be, and the corrected diagram is shown in Fig. 1. This is the circuit that John used and that worked so well as is.

But few things are so good that they can't be improved upon. After all, the original Elixir was described as a multi-purpose device—for tape recorders, computers, phone patches, repeaters, etc. N6WA mentioned only in passing that it might be used as a transmitter speech processor/compressor.

So, I set out to optimize the Elixir for use as a

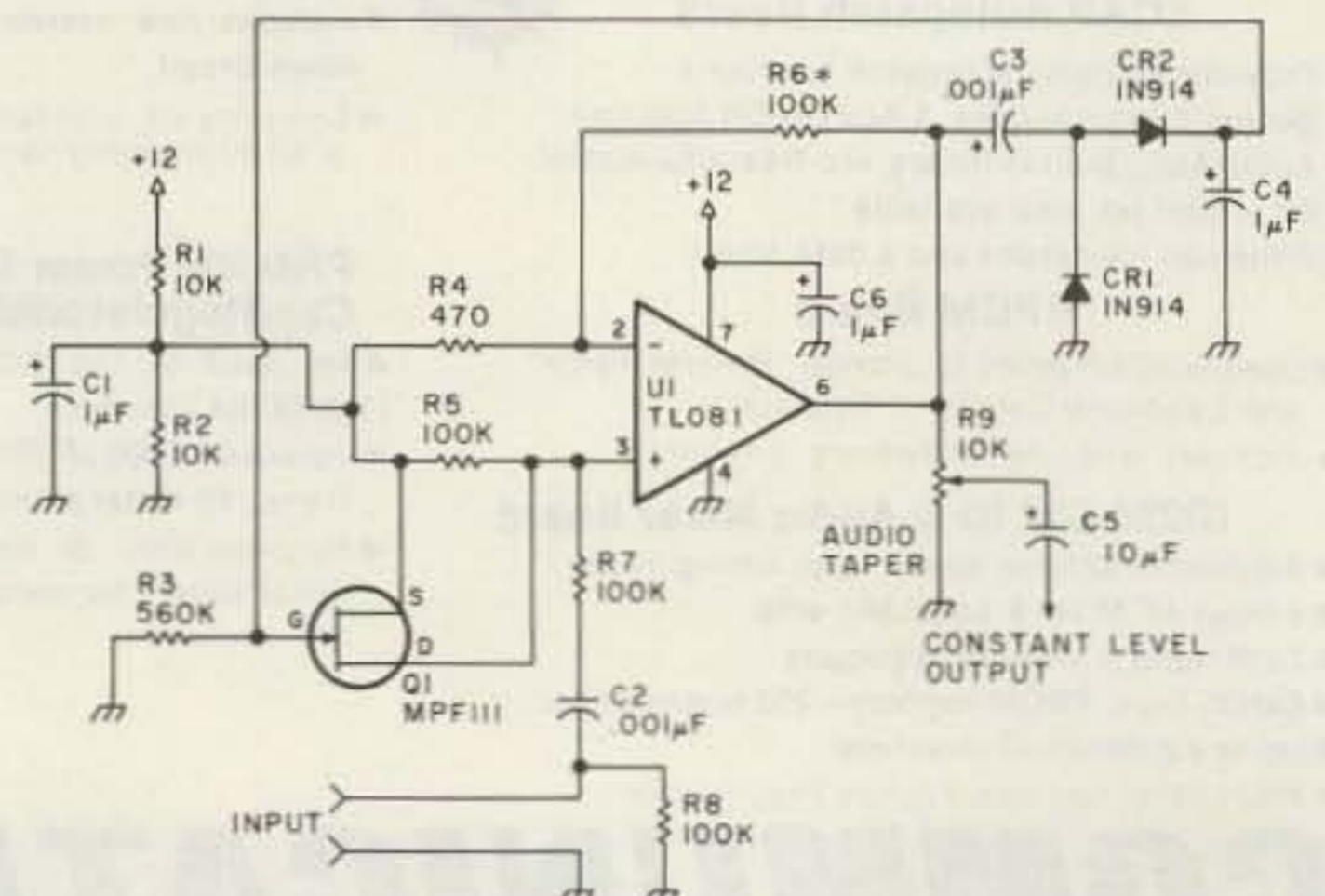
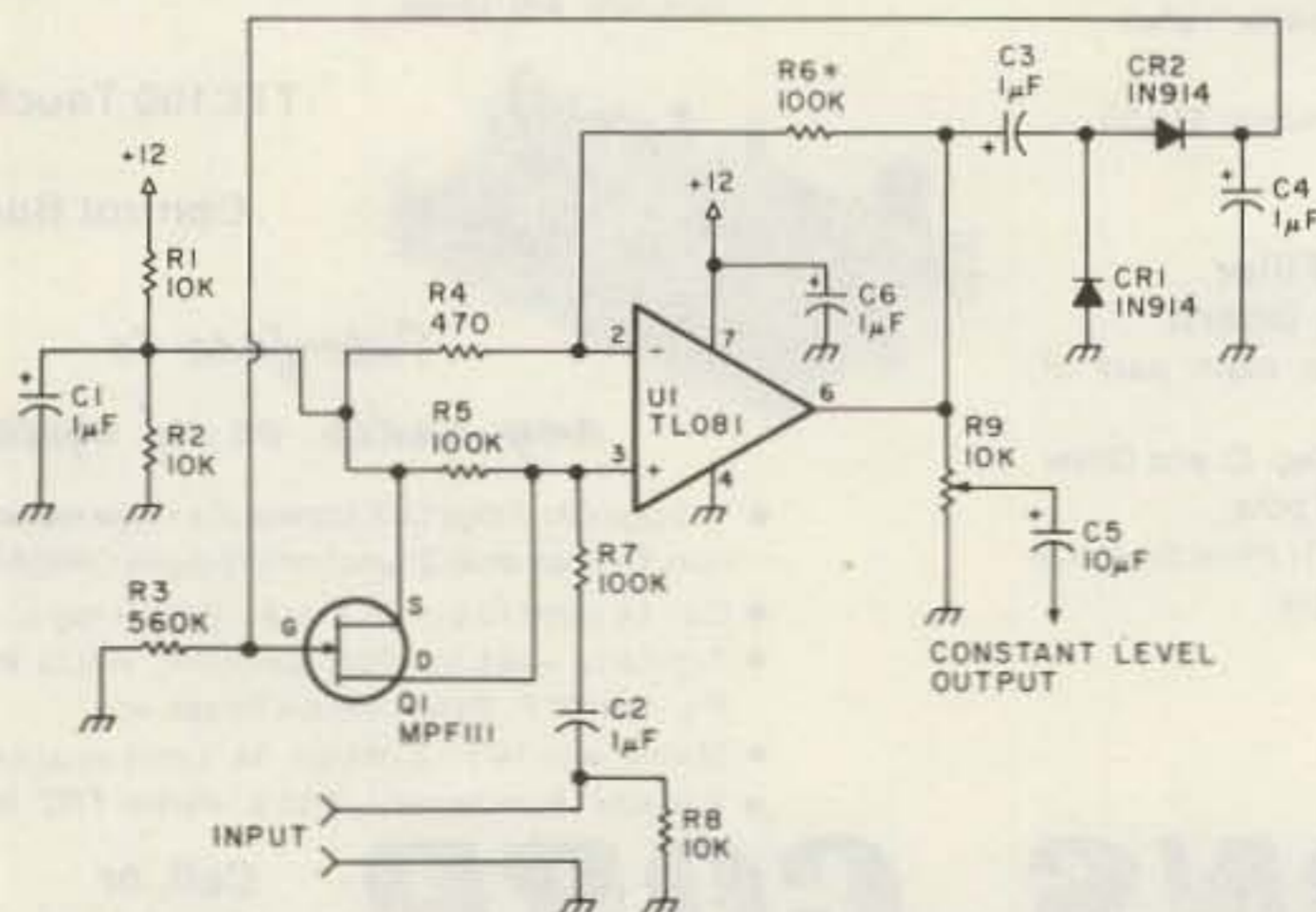


Fig. 1. Original circuit of the Amazing Audio Elixir (with correction).

Fig. 2. The Masher circuit, fine-tuned for speech processing tasks.



transmitter speech processor/compressor. By the way, John found it clumsy to refer to the gadget by its given name, The Amazing Audio Elixir, or by its generic name, a transmitter processor/compressor, so he tagged it The Masher. It does "mash" the audio peaks down closer to the average modulation level—a descriptive name, I think, and a whole lot less clumsy to use.

Fortunately, N6WA makes available a neat 2" x 2" printed circuit board for \$3.50 ppd. I ordered one, and when it came I was pleased to find that an accompanying data sheet gave significant technical information and specifications, which I found useful in my subsequent modifications. For example, the original circuit provides an af range of 100 Hz to 25 kHz to the 2-dB points. Ham transmitters don't need that extremely low frequency response. The data also showed that the input impedance was 10k Ohms. My microphones are high impedance. These considerations prompted the modifications to change the Elixir into the Masher. The modified circuit is shown in Fig. 2.


Experiments and on-the-air tests indicate that changing R8 from 10k to at least 47k not only raises the input impedance, but also allows a high-impedance microphone to retain its original characteristics. Values from 47k to as high as 1 meg were used without noticeable difference. I settled on 100k.

C2 and C3 were changed from their original values to 0.001 µF, providing a low-frequency roll-off at about 400 Hz. R3 was changed to 470k (Radio Shack does not stock 560k) with no effect on performance. And, finally, I used a regular 1/2-Watt audio-taper potentiometer for R9 and mounted it on

the front panel of a small minibox. The multi-turn, board-mounted trimpot originally specified made adjustment of the output level much too difficult.

Construction is simplicity itself, whether you use N6WA's PCB (that makes it really simple) or perfboard. The hardest part for me was drilling the holes in the minibox for the switch, potentiometer, microphone, and power connectors—and that was easy. I should caution you, however, to be careful in your selection of cable to be used between the microphone and the Masher and between the Masher and your transmitter, especially if you use a high-impedance microphone. Use a shielded cable, but *do not* use the type that has the audio and PTT wires inside the shield. Only the audio wire should be inside the shield, as the PTT wire may carry hum and rf to the sensitive audio stages. I recommend Belden No. 8734 (straight) and Belden No. 8497 (coiled) for this purpose.

Testing and adjusting the Masher should present no great problem, especially if you have a cooperative friend with a good ear for audio. With the Masher switched out of the circuit, adjust your transmitter microphone gain as usual, for an alc indication of one-half to two-thirds of the alc range while close-talking the microphone at one to two inches. Set the Masher output level control at minimum, switch the Masher in, and while continuing to talk in a normal voice slowly increase the Masher output level until the alc meter *just begins to flicker*. In most cases, further adjustment will not be necessary. By no means should you try to kick up the alc meter as high with the Masher as you do without it. If you do, your friend out there, listen-



**FAST  
SCAN**

**\$399**

*Have you tried it yet?*

**ATV TRANSMITTER/CONVERTER**



**TC-1**

- \*10 Watts Output
- \*Standard Frequencies Available
- \*Broadcast Standard Sound
- \*High-resolution & color video
- \*Regulated AC Supply Built In
- \*Tuneable Downconverter & Preamp

Connect to the antenna terminals of any TV set, add a good 450 MHz antenna, a camera and there you are... Show the shack, home movies, computer games, video tapes, etc.

**ATV DOWNCONVERTER**

For those who want to see the ATV action before they commit to a complete station, the TVC-4 is for you. Great for public service setups, demos, and getting a buddy interested. Just add an antenna and a TV set tuned to CH. 2, 3, or 4 and plug in to 117 volts a.c. **\$89.00**



**TVC-4**

**TVC-4L extra low-noise version... \$105 delivered in USA**

**HOMEBREWERS: ASK FOR OUR BASIC FOUR-MODULE PACKAGE**

CALL OR WRITE FOR OUR COMPLETE LIST OF SPECIFICATIONS, station set-up diagrams, and optional accessories which include antennas, modulators, detectors, test generators, cameras, etc. WE ARE A FULL-LINE SUPPLIER OF ALL YOUR ATV NEEDS.

TERMS: VISA or MASTER CARD by telephone or mail, or check or money order by mail. All prices are delivered in USA. Allow three weeks after order for delivery.

**P.C. ELECTRONICS** (213) 447-4565  
 Tom W6ORG Maryann WB6YSS 2522 Paxson Lane,  
 Arcadia, California 91006

ing with the good ear, will probably tell you that your audio doesn't sound very good and that the background noise is too high.

A final word. I didn't have any particular problem finding suitable parts or substitutions for the MPF111 or the TL081—lucky, I guess. But you may

save yourself a lot of time by ordering them from N6WA (C. W. Electronics, Box 8306, Van Nuys CA 91409). The PCB is \$3.50, the MPF111 and TL081 are \$2.00, and a complete kit of parts is \$14.95.

That's all there is to it. Try it and you'll be amazed. ■

Designation	Parts List Description	Qty.
U1	TL081 BIFET op amp	1
Q1	MPF111 FET	1
CR1, CR2	1N914 signal diode	2
R4	470-Ohm, 1/4-Watt, 5% resistor	1
R1, R2	10k, 1/4-Watt, 5% resistor	3
R5, R6*, R7, R8	100k, 1/4-Watt, 5% resistor	3
R3	560k, 1/4-Watt, 5% resistor	1
R9	10k pot, audio taper	1
C2, C3	.001-µF capacitor	1
C1, C4, C6	1-µF electrolytic capacitor	4
C5	10-µF electrolytic capacitor	1
	PCB	1

\*R6 is a feedback resistor that determines the gain level for the operational amplifier chip. If the mike has a particularly low output level, it may be necessary to increase the gain by making R6 as large as 150k Ohms.



# Innovation or Consternation?

## — recent patents dealing with radio

U.S. Patent Jun. 3, 1980 Sheet 1 of 5 4,206,410

Keith Greiner AK0Q  
421 N. Pleasant Hill Blvd.  
Des Moines IA 50317

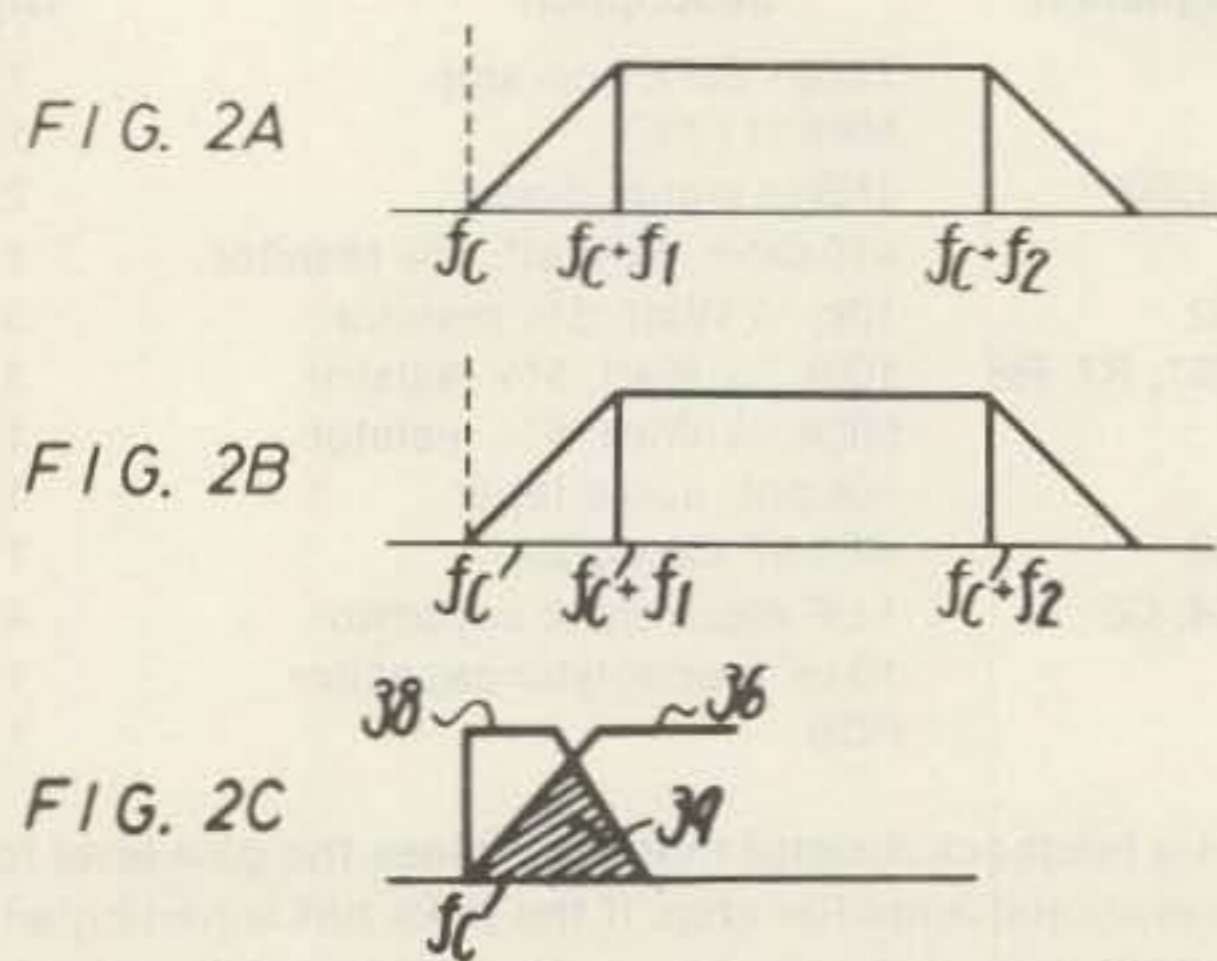
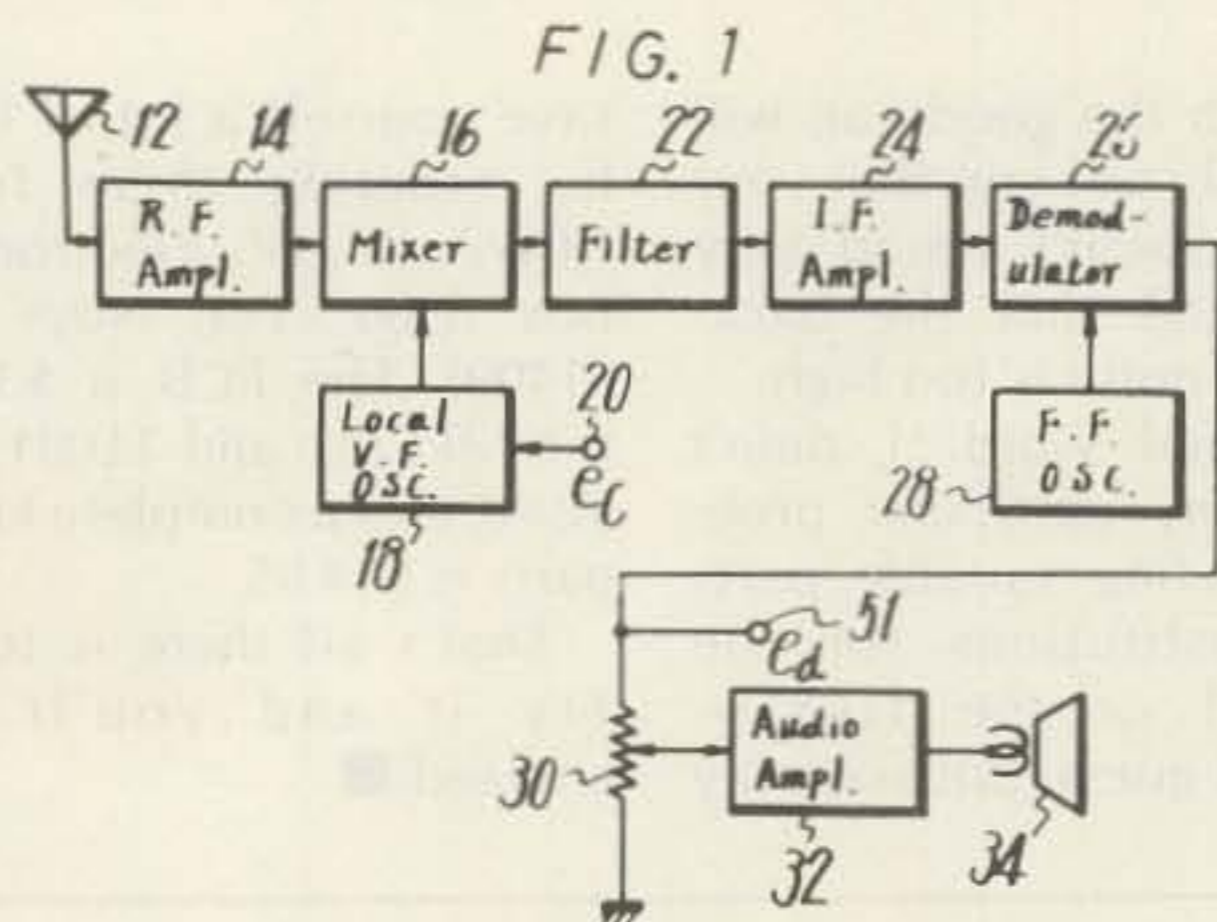



Fig. 1. Automatic frequency control system.

There is an old saying which says that in the life of every person there is one good book. So it is with inventions and amateur radio operators. There is at least one good patentable idea in every good ham operator. What about that little change you made to

your antenna, or that FET you stuck in your FT-101?

It is entirely possible that if you wanted to spend the time and money you could discover that your idea is patentable as a new and unique device. As such, it could put your name on the list of over four million pa-

S. Cl. 322-2 A 29 Claims



29. A method of transducing wind power to electric power comprising the steps of producing charged liquid droplets on an emitter having a ratio of radius to number of electron charges of at least 100 Å per electron charge, introducing said

Photo A. Wind to water to Watts?



4,205,317

**BROADBAND MINIATURE ANTENNA**

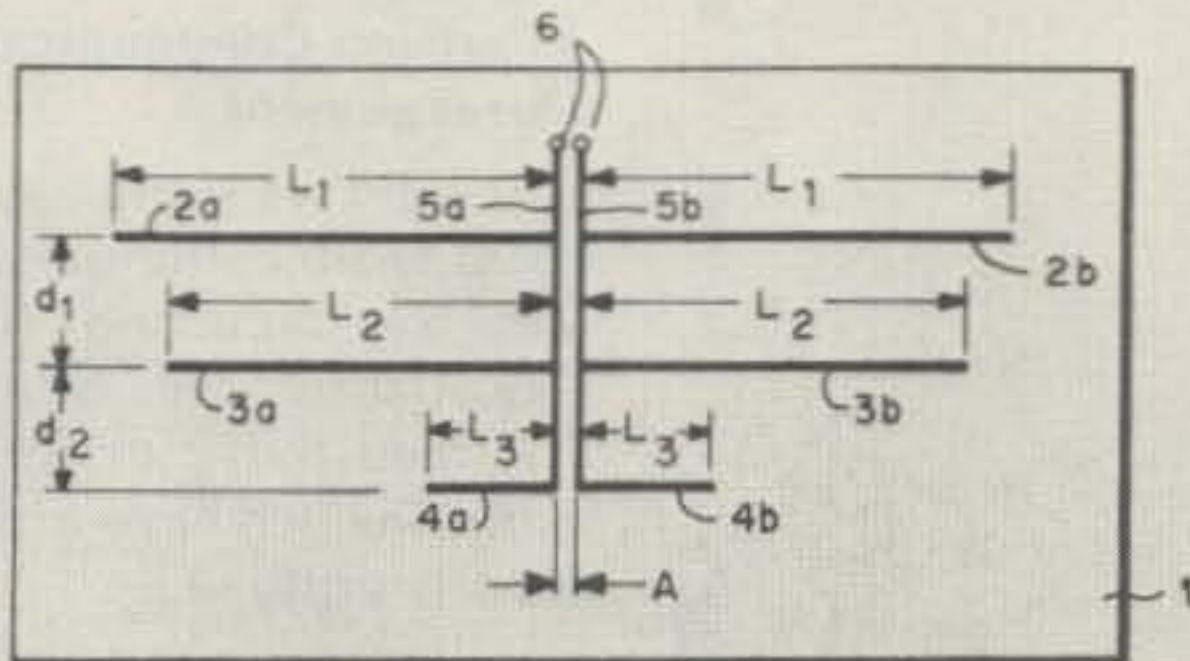
Paul T. K. Young, Westwood, Mass., assignor to Louis Orenbuch, Weymouth, Mass.

Filed Dec. 21, 1978, Ser. No. 971,652

Int. Cl.<sup>2</sup> H01Q 21/12, 9/44

S. Cl. 343-720

4 Claims



1. A broadband antenna comprising
- (1) a pair of parallel closely spaced elongate central conductors, each of said central conductors being connected at one end to antenna output terminal means,
  - (2) a plurality of pairs of dipole elements, the two elements of each pair being equal in length, the elements of each pair being disposed symmetrically on opposite sides of said closely spaced central conductors and extending outwardly therefrom, each element having its inner end connected to the adjacent one of the pair of closely spaced

Photo B. Broadband miniature antenna.

tents by creative people from all over the world. The list is a giant conglomeration of creativity with ideas from the truly unique to the absolutely absurd... from the extremely useful million-dollar money-makers to some which are obviously million-dollar boondoggles.

But for people who are constantly wondering "what makes it tick," finding out how others made it tick can be a fascinating pastime. A perfect source for details of these new ideas is the illustrated weekly publication of the US Patent Office, the *Patent Office Gazette*. The publication is usually about an inch thick and contains hundreds of interesting ideas patented during the previous week.

A subscription to the *Gazette* is not inexpensive; it

runs about \$300 per year. But for purists, I can imagine that curling up with a copy of the *Gazette* at night could be just as interesting as a Nancy Drew mystery is to a junior high school girl.

Unfortunately, the Patent Office doesn't publish information about inventors or their hobbies, so it is impossible to determine how many of them are amateur radio operators. However, it is easy to surmise that many of the ideas might be the direct result of a night of DX-chasing on twenty meters.

Patents are also a way to see the direction that our technology is taking. In fact, there is a section of the Patent Office called the Office of Technology Assessment and Forecast. Some of the basic changes are obvious. For example, it wasn't very long ago that

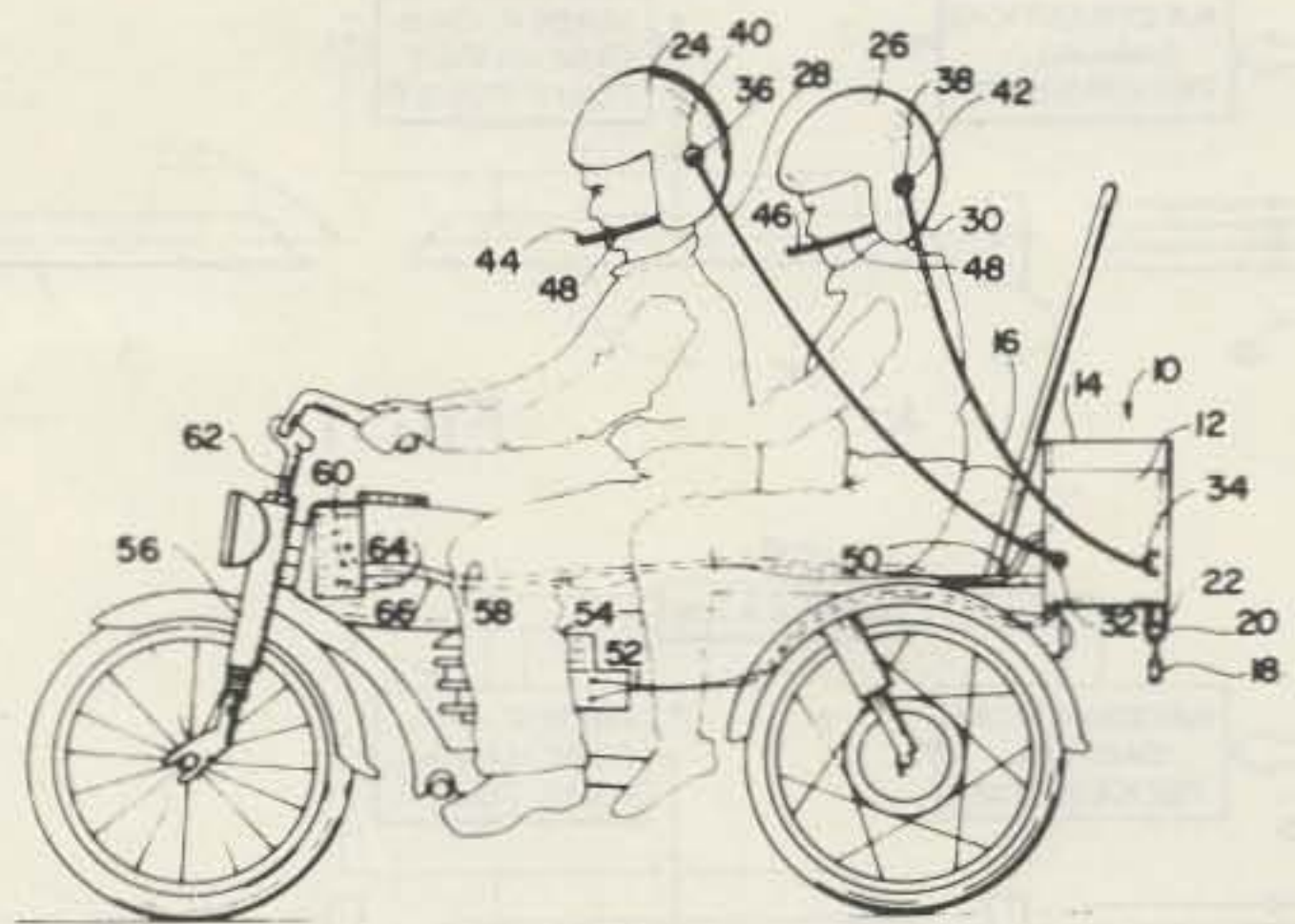


FIG. 1

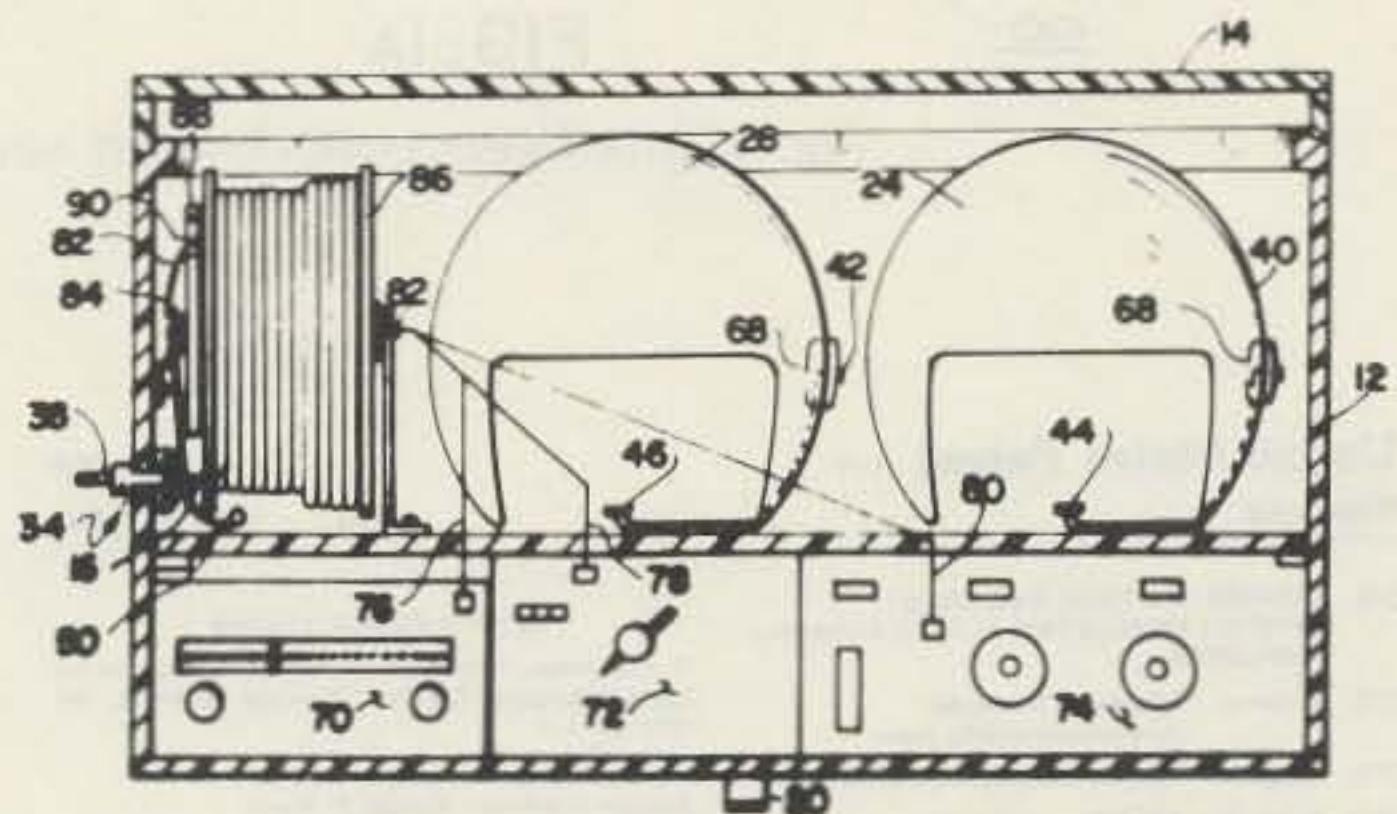


FIG. 2

Fig. 2. Helmet-to-helmet communications.

parts used in patents included tubes, mechanical relays, and switches. Now they include many block diagrams showing the flow of logic and processing used in the invention.

Following are some summaries of inventions which have been patented recently.

**4,206,410  
Automatic Frequency Control System for Single-Sideband Signal Receiver**

This invention (Fig. 1) was patented by two Japanese men, Hideo Ito Sagamihara and Haruo Hiki. It could be perfect for locking your receiver to the transmitter of your friend on the other end. With it, you would never need to touch the dial for perfect recep-

tion once you've established contact.

The invention works in quite a simple manner. The received single-sideband signal is passed through a low-frequency audio filter. The low-frequency signal has been modulated at the transmitter with a signal which your receiver uses to keep your receiver on exactly the same frequency as the transmitter.

How ingenious! Why didn't I think of that?

To imagine the most absurd possibilities, if your friend's transmitter were a bit unstable, the two of you could go floating along together all across the 80-meter band. On the other hand, given good engineering practice, this device



our energy problems. For this one, I surmise that you'll need to charge batteries or find a place with a steady wind. Now, with my ingenuity I'd probably just hook it up to a big fan.

**4,205,268  
Neutrino Communication Arrangement**

Could we some day have ham radio communications on the Neutrino Bands? Neutrinos are neutrally charged particles found in atoms which have a mass of nearly nothing.

Josef W. Erkens, of Pacific Palisades, California, theorizes that by producing a stream of neutrinos, then modulating that stream with intelligence, you can transmit that intelligence to wherever the neutrinos go. Erkens also has patented the idea of a receiver for this system. (See Fig. 3.)

**4,205,269  
Remote-Control Variable-Attenuation Device for An Antenna Amplifier**

This little device could be perfect for that preamp on your antenna (Fig. 4). In essence, the inventor, Masakatsu Watanabe, sends an ac signal from the control box to the preamp along the transmission line. Two diode circuits at the control box allow him to change the amplitude of one-half cycle of the ac. By comparing the difference in amplitude of the two ac half-cycles, the preamp circuit can determine how much to attenuate the output signal from the preamp. The current from one of the half-cycle signals is also used to power the preamp at the antenna.

**4,206,396  
Charged Aerosol Generator With Uni-Electrode Source**

Could this be the answer to portable power at your campsite? (See Photo A.) Would it help you chalk up extra points on Field Day? Alvin Marks of Whiteside, New York, may think so.

Marks says that you can change wind power into electric power by producing charged liquid droplets, putting the droplets into a windstream, and discharging them through a load and a grounded electrode.

No doubt, bright ideas like this may one day solve

I see this as an excellent innovation in the field, and one which may soon appear on many antenna circuits. The patent, number 4,205,269, has been assigned by the inventor to

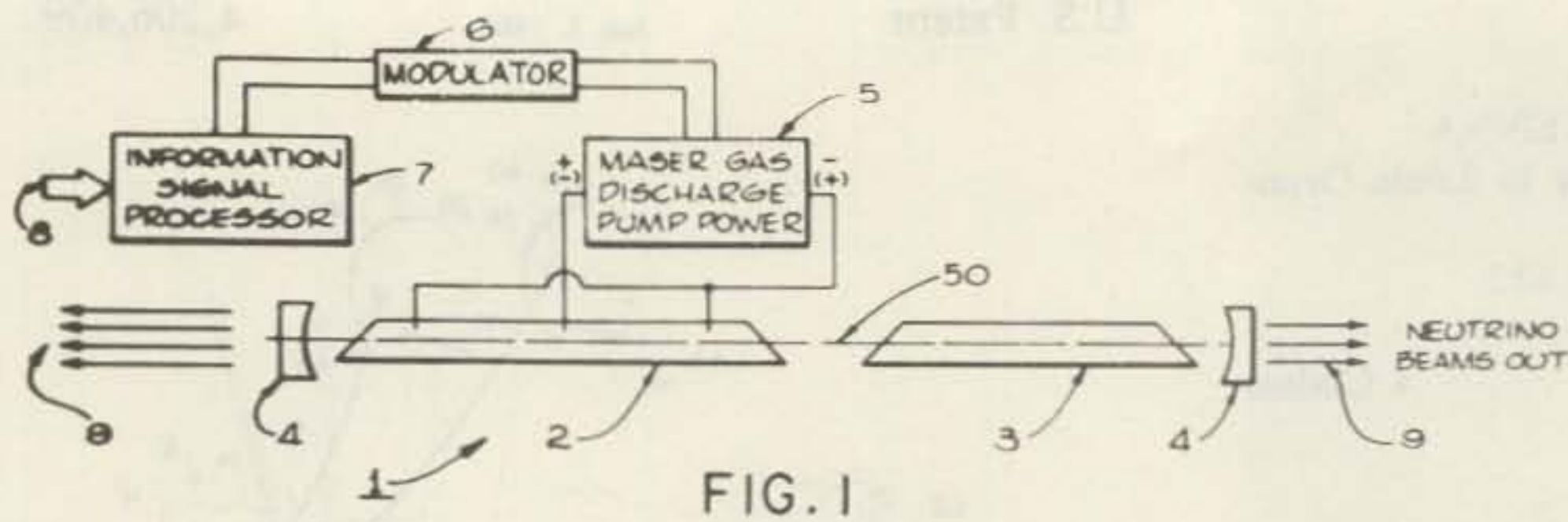


FIG. 1

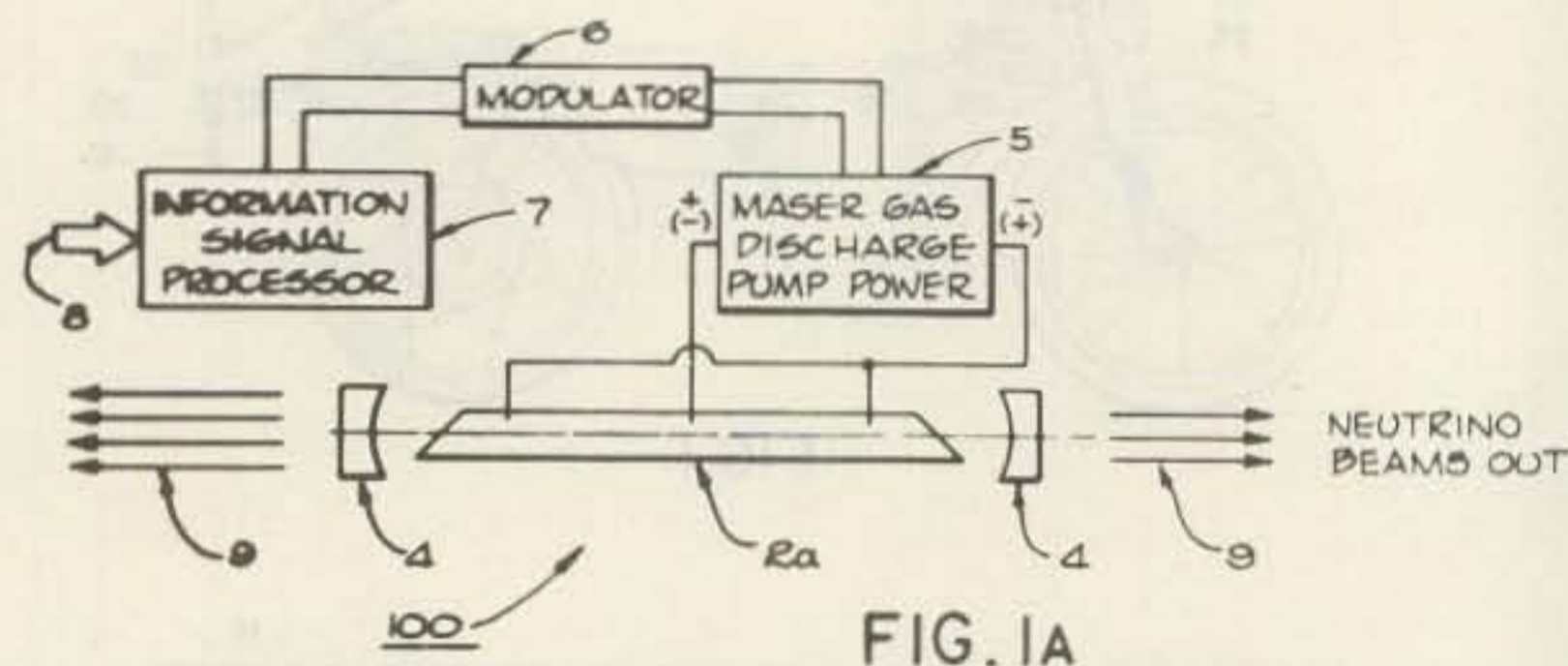


FIG. 1A

Fig. 3. Intelligence-modulated neutrinos.

**United States Patent [19]**  
**Watanabe**

[11] 4,205,269  
[45] May 27, 1980

[14] REMOTE CONTROL VARIABLE ATTENUATION DEVICE FOR AN ANTENNA AMPLIFIER

[75] Inventor: Masakatsu Watanabe, Atsukubasimachi, Japan  
[73] Assignee: Hechiki Corporation, Tokyo, Japan  
[21] Appl. No.: 913,269  
[22] Filed: Jun. 7, 1978  
[30] Foreign Application Priority Data: Jun. 9, 1977 [JP] Japan 52-75100  
[51] Int. Cl. H04N 7/14  
[52] U.S. Cl. 455/4; 358/86  
[56] Field of Search: 325/62, 309, 194, 308, 340/310 R, 310 A, 358/86, 184, 194

OTHER PUBLICATIONS

D. Lieberman, "Wideband Distribution Equipment for Cable Television (CATV)", Sylvania Bulletin, Jul 1971, pp. 1-3.  
Primary Examiner—James W. Moffitt  
Assistant Examiner—Randall P. Myers  
Attorney, Agent, or Firm—Sughrue, Rothwell, Mison, Zinn and Macpeak

[57] ABSTRACT

A variable attenuation device is provided for an antenna amplifier by providing high attenuation and low attenuation signal flowpaths connected to the amplifier input by respective pin diodes. The biasing of the diodes and, thus, the attenuation factor provided, is controlled in proportion to the output of a rectifying circuit which, in turn, provides a DC output proportional to the magnitude of a given polarity of the AC signal supplied to the amplifier from inside the subscriber's home.

7 Claims, 6 Drawing Figures

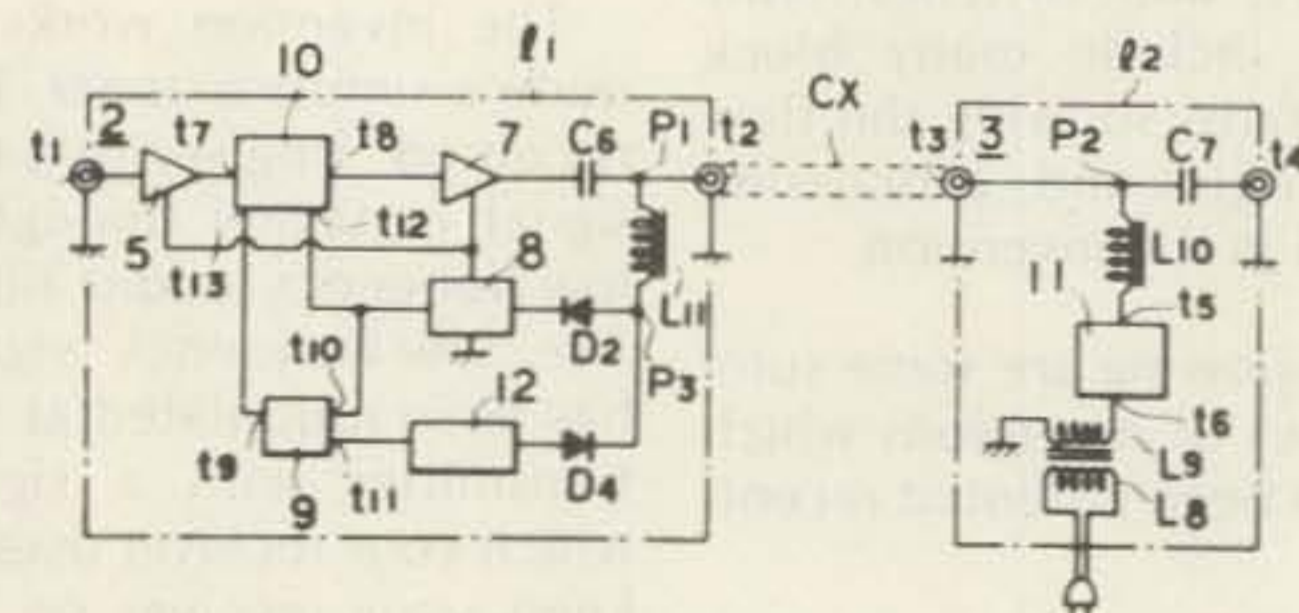


Fig. 4. A device for an antenna amplifier.

could appear in a future generation of improved transceivers and be heralded as a useful innovation for the industry.

Look for this invention to appear first in some piece of Sony equipment. The two inventors have assigned their patent to that company.

**4,206,409  
Motor Vehicle Communication Apparatus**

This novel device by Samuel A. McKinney of Pickering, Canada, could be just the thing you need for mobiling from your Honda. See Fig. 2.

It is made up of two or more helmets, containing





You pay LESS at AES... just Call TOLL FREE  
1-800-558-0411 - ask for our DISCOUNT DESK

## SAVE \$200



**IC-720A** Digital HF Transceiver. 9 HF Ham bands, receives .1 to 30 Mhz. 100w output, cont. LED readout, 2 VFO's, AM, CW, SSB & RTTY filters. PBT, RIT, VOX, semi break-in, blanker & processor. 13.5v/20A 4 1/2" h x 9 3/4" w x 12 1/2" d, 17 lbs. (Reg. \$1349)... **NOW \$1149.00**  
FL-32 500Hz CW filter ..... 59.50  
FL-34 5.2 KHz AM filter ..... 49.50

### Accessories for 720/730

PS-15 Power supply (Reg. \$149) ..... **NOW \$134.95**  
PS-20 20A power supply (Reg. \$229) .. **NOW 199.95**  
Adaptor cable - PS-20 to 720/730 ..... 10.00  
CF-1 Cooling fan - PS-15/20 ..... 45.00  
EX-144 Adaptor for CF-1 on PS-15..... 6.50  
MMB Mobile mount ..... 19.50  
Phone patch - specify radio (Reg. 139) .. **NOW 129.95**  
SP-3 Base station speaker ..... 49.50  
SM-5 Electret desk microphone ..... 39.00  
AH1 Mobile ant./tuner (Reg. \$289) .... **NOW 259.95**  
AT-100 100w auto. tuner (Reg. \$349)... **NOW 314.95**  
AT-500 500w auto. tuner (Reg. \$449)... **NOW 399.95**



**IC-2KL** 160-15m (WARC) solid-state linear. 500 watts output. With AC supply (Reg. \$1795) .. **NOW \$1395.00**

**IC-22U** 800 ch., 144-147.995 MHz, 1/10 watts, thumb-wheel frequency selection. 6 1/4" w x 2 1/4" h x 8 1/2" d, 3 3/4 lbs. Mic., mt. & cord. (Reg. \$299)..... **NOW \$269.95**

EX-199 Remote frequency selector..... 35.00

**IC-290A** All Mode 2m mobile, 143.8-148.199 Mhz, 1/10w. RIT, prog. offsets, 5 mem., 2 VFOs, 2 scan sys., SSB sq., priority ch., sidetone, blanker, T/T mic. 6 1/4" w x 2 1/2" h x 8 3/4" d (Reg. \$549) ..... **NOW \$479.95**

**IC-490A (New!)** All mode 432 MHz mobile, 430-439.995 MHz, 10w, scan mic. (March) ..... **TBA**



**IC-25A** Compact, 25w 2 meter rig. 5 memories 2 VFOs, priority channel, 2 scanning systems, automatic scan resume, provision for memory backup. With T/T mic. 2" h x 5 1/2" w x 7" d. (Reg. \$349)..... **NOW \$309.95**

## SAVE \$129 + ICOM Factory Rebate

**\$40 Rebate on IC-730**  
**\$50 Rebate on IC-730/PS-15**  
Hurry! - Offer expires February 28, 1982



**IC-730** Solid-state 80-10m (WARC) HF Transceiver. 200w PEP input. 2 VFOs, 8 freq. memory. IF shift with PBT optional. UP/DN tuning with optional mic. 9 1/2" w x 3 3/4" h x 10 3/4" d, 10 lbs. (Reg. \$829) ..... **NOW \$699.95**  
FL-30 SSB filter (passband tuning) ..... 59.50  
FL-44 455 KHz SSB filter (Reg. \$159) .. **NOW 144.95**  
FL-45 500 Hz CW filter..... 59.50  
EX-195 Marker unit ..... 39.00  
EX-202 LDA interface; 730/2KL/AH-1 ..... 27.50  
EX-203 150 Hz CW audio filter ..... 39.00  
EX-205 Transverter switching unit ..... 29.00  
HM-10 Scanning microphone ..... 39.50



**IC-251A** Microprocessor controlled 2 meter All-mode Transceiver for 143.8-148.1999 Mhz. 7 digit display. 10 watts, 3 memories, mem. scan & programmable band scan. 600 KHz offsets, variable splits with two built-in VFO's, 13.8vdc or 117vac. w/ampl. hand mic. 4 1/2" h x 9 3/4" w x 10 1/2" d, 11 lbs (Reg. \$749) ..... **NOW \$599.95**

**IC-451A** UHF All Mode Transceiver for OSCAR mode B or J & simplex. For 430-440 or 440-450 MHz. Features similar to the IC-251A (Reg. \$899)..... **NOW \$769.95**

**IC-AG1** UHF Preamp (Reg. \$89)..... **NOW \$79.95**

**IC-551** All mode 6m transceiver for 50-53.999 MHz. 6 digit display, 10 watts, 3 memory channels w/variable scan, 2 VFO's & blanker. 13.8vdc & 117vac 4 1/2" h x 9 3/4" w x 10 1/2" d, 14 lbs (Reg. \$479)..... **NOW \$399.95**

EX-106 FM adaptor (Reg. \$125) ..... **NOW 112.95**

EX-107 VOX unit (Reg. \$55)..... **NOW 49.95**

EX-108 PB tune/RF proc. (Reg. \$105) .. **NOW 94.95**

**IC-551D** same as 551 but 80 watts. EX-107 & EX-108 built-in. 13.8vdc @ 18A (Reg. \$699) .... **NOW 599.95**

PS-20 AC power supply (Reg. \$229)..... **NOW 199.95**

CF-1 Cooling fan for PS-20..... 45.00

EX-106 FM adaptor (Reg. \$125) ..... **NOW 112.95**

**IC-560** 6 meter SSB, FM & CW Mobile Transceiver. LED readout, 10 watts, 3 memories, memory scan & prog. band scan. 600 KHz offsets, 2 VFOs. 13.8 VDC @ 3.5A. Microphone & mount. (Reg. \$489) ..... **NOW \$439.95**

## SAVE \$30



**IC-2AT** Synthesized 2m FM Hand-held with built-in T/T pad. 800 channels in 5 KHz steps 144-147.995 selected by thumb wheels & +5 KHz upshift switch; ± 600 KHz offsets. With BP-3 250 ma. nicad pack output is .15 LOW or 1.5w HIGH. Optional packs for larger capacity or higher power. Supplied with 250 ma. nicad pack, wall charger, flexible antenna, belt clip, strap, earphone and plugs. Model IC-2A does not have built-in T/T pad. 6.6" h x 2.6" w x 1.4" d, 1 lb.

### Regular SPECIAL!

IC-2AT HT w/TTP, nicad & chgr.... \$269.50 **\$239.50**  
IC-2A 2m HT w/nicad & wall chgr.... \$239.50 **214.50**  
ML-1 2.3/10w 2m mobile linear ..... 89.00 **79.95**  
IC-3AT 220 HT/TTP, nicad & chgr.... 299.95 **269.95**  
IC-3A 220 HT/nicad & charger ..... 269.95 **249.95**  
IC-4AT 440 HT/TTP, nicad & chgr.... 299.95 **269.95**  
IC-4A 440 HT/nicad & charger ..... 269.95 **249.95**  
BC-25U Extra wall charger ..... 12.50  
BC-30 Drop-in charger for BP-2,3 & 5..... 69.00  
BP-2\* 450 ma, 7.2v nicad pk, 1W output..... 39.50  
BP-3 Extra 250 ma nicad pk, 1.5W output ..... 29.50  
BP-4 Alkaline battery case..... 12.50  
BP-5\* 450 ma, 10.8v nicad pk, 2.3W output ... 49.50  
CP-1 Cig lighter plug & cord (BP-3)..... 9.50  
DC-1 DC operation module..... 17.50  
HM-9 Speaker/microphone..... 34.50  
Leather case (specify radio)..... 34.95  
FA-2 Flexible antenna for 2A, 2AT (BNC)..... 10.00  
3A-TTN TT pad for 2A, 3A, 4A ..... 39.50  
\*BC-30 required to charge BP-2 & BP-5

**IC-202S** 2 meter portable SSB Transceiver. 3W PEP output. Uses regular "C" cells, optional Nicad pack & charger or IC-3PS AC supply/speaker. With hand mic. whip antenna and strap (Reg. \$279)..... **NOW \$249.95**

**IC-20L** 2m, 10w ampl. (Reg \$98) .... **NOW 89.95**

**IC-402** 432 Mhz portable SSB Transceiver. Features same as IC-202S above (Reg. \$389)..... **NOW \$349.95**

**IC-30L** 10w, 432 amp. (Reg. \$105)..... **NOW 94.95**

**IC-502A** 6m SSB port. (Reg. \$239) ..... **NOW 214.95**

**IC-3PE** 3A ps/speaker (Reg \$95) ..... **NOW 89.95**

**IC-3PS** ps/spkr - ports. (Reg \$95) ..... **NOW 89.95**

**SP4** Remote speaker for portables ..... 24.95

### Accessories:

HM-3 Deluxe mobile microphone ..... \$17.50  
HM-5 3 or 4 pin Noise canx microphone ..... 34.50  
HM-7 8-pin amplified hand microphone ..... 29.00  
HM-8 8-pin T/T microphone ..... 49.50  
HM-10 Scanning microphone (IC-720)..... 39.50  
SM-2 4-pin electret desk microphone..... 39.00  
SM-5 8-pin electret desk microphone ..... 39.00  
HP-1 Headphones ..... 34.50

**New AES Branch Store: Clearwater, FL**  
1898 Drew St. • Phone (813) 461-4267



**HOURS:** Mon, Tue, Wed & Fri 9-5:30; Thurs 9-8; Sat 9-3  
(Las Vegas & Clearwater stores not open Thursday evenings)

Call Toll Free: 1-800-558-0411

In Wisconsin (outside Milwaukee Metro Area)  
1-800-242-5195

# AMATEUR ELECTRONIC SUPPLY<sup>®</sup> Inc.

4828 W. Fond du Lac Avenue, Milwaukee, WI 53216 - Phone (414) 442-4200

## AES BRANCH STORES

WICKLIFFE, Ohio 44092  
28940 Euclid Avenue  
Phone (216) 585-7388  
Ohio Wats 1-800-362-0290  
Outside Ohio 1-800-321-3594

ORLANDO Florida 32803  
621 Commonwealth Ave.  
Phone (305) 894-3238  
Fla. Wats 1-800-432-9424  
Outside Fla. 1-800-327-1917

LAS VEGAS, Nevada 89106  
1072 N. Rancho Drive  
Phone (702) 647-3114  
Pete, WA8PZA & Squeak, AD7K  
Outside Nev. 1-800-634-6227

## ASSOCIATE STORE

ERICKSON COMMUNICATIONS  
CHICAGO, Illinois 60630  
5456 N. Milwaukee Avenue  
Phone (312) 631-5181  
Outside ILL. 1-800-621-5802



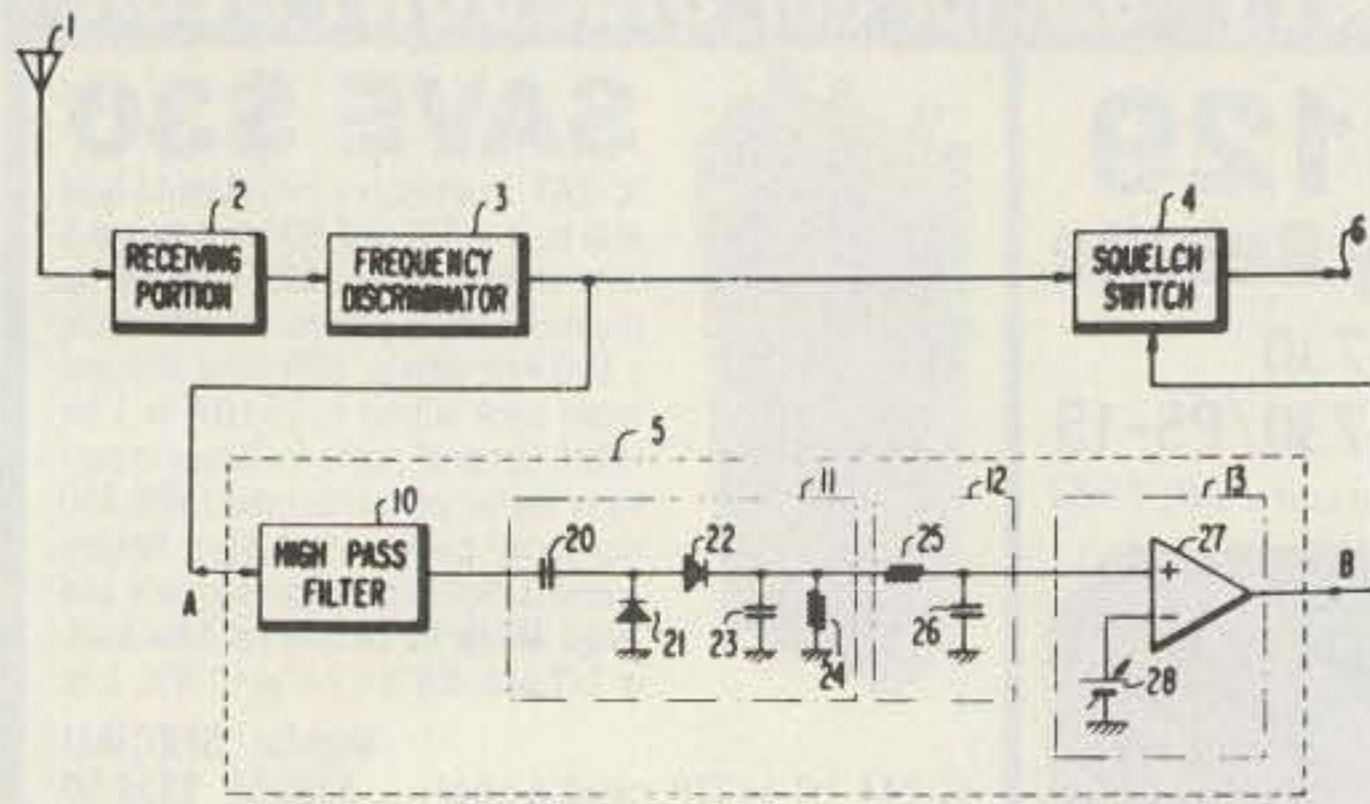


FIG. 1 PRIOR ART

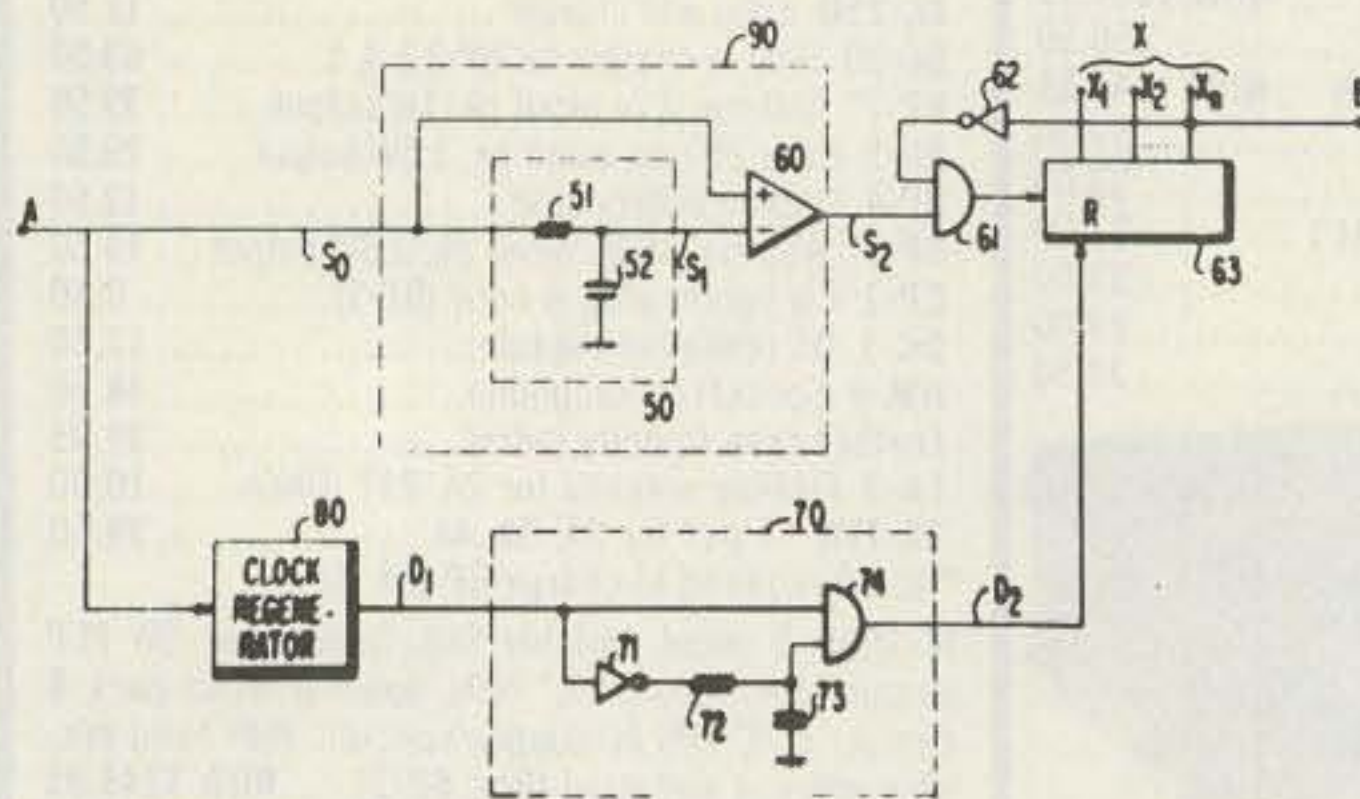


FIG. 2

Fig. 5. Taking a noise pulse.

the Hochiki Corporation of Tokyo.

**4,205,317  
Broadband Miniature Antenna**

This interesting antenna, shown in Photo B, is made of three dipoles which are spaced apart from each other by somewhere between a half- and a quarter-wavelength of the highest frequency to be used.

The longest dipole pair is approximately one eighth of the wavelength of the lowest frequency to be used, while the shortest dipole is roughly a third of a quarter wavelength of the highest frequency to be used. The middle length dipole is, according to the inventor, Paul Young, of Westwood, Massachusetts, "some intermediate frequency in the broadband."

**4,204,164  
Noise-Detector Circuit**

Having trouble detecting noise lately? Here is a circuit by a Japanese inventor which is designed to do the trick for you—see Fig. 5.

The circuit, which has been assigned to the Nippon Electric Company, is described as consisting of a first circuit for slightly delaying a received signal which contains noise. The output of the first circuit is then fed into a second circuit which converts the delayed signal into a number of pulses. The rate of pulses per minute is directly dependent on the level of the noise being detected. By counting the number of pulses, you know the noise level.

Although it sounds simple enough, I am sure that the actual details, which




FIG. 1

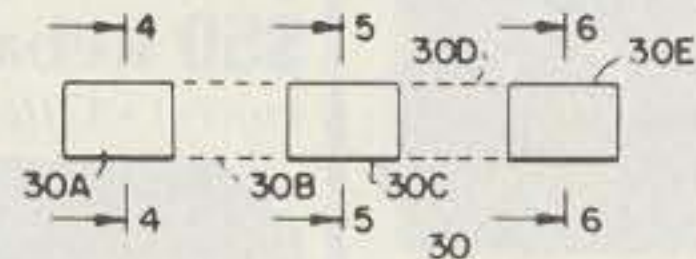


FIG. 2

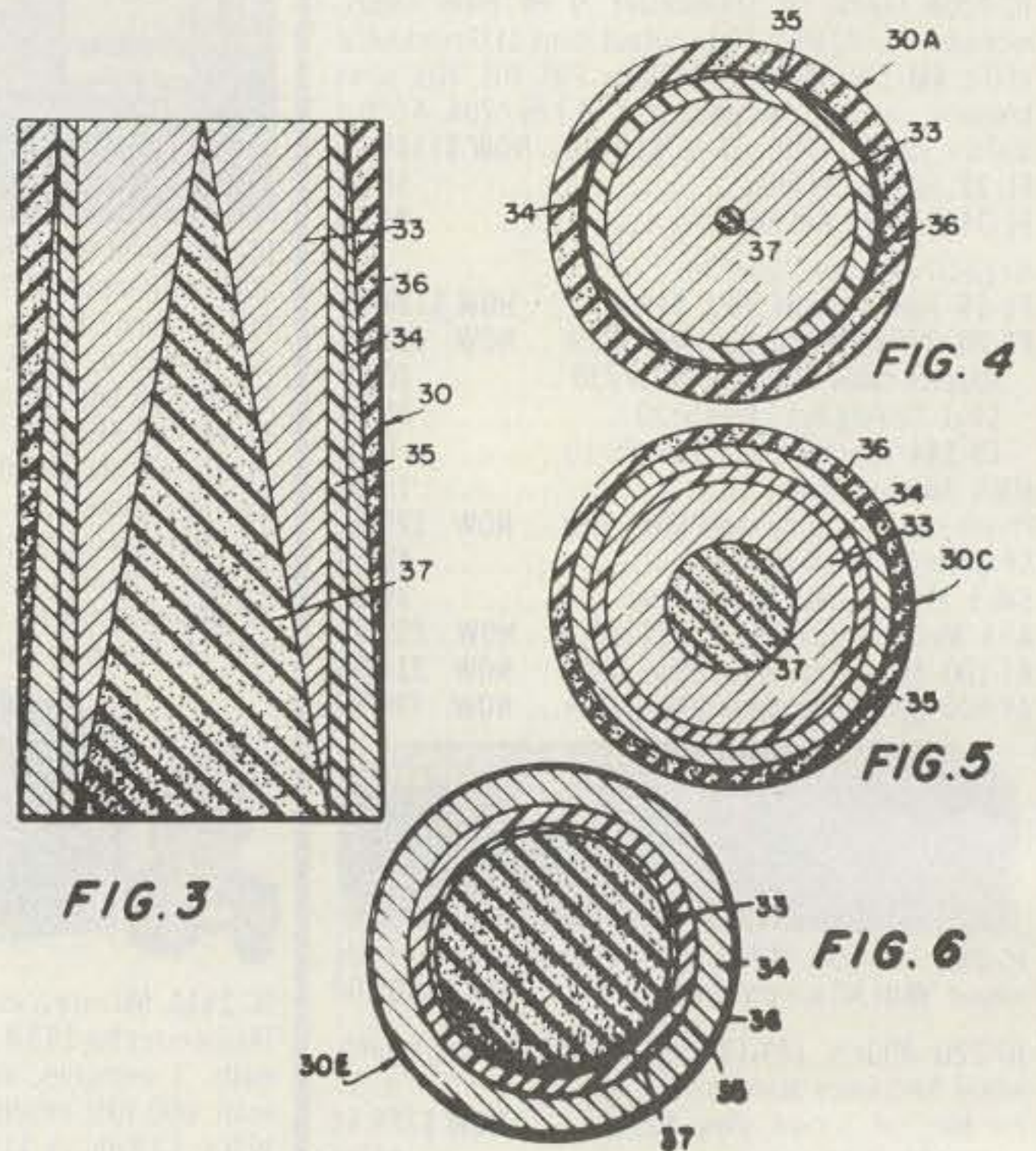


FIG. 3

FIG. 4

FIG. 5

FIG. 6

Fig. 6. Capacitance-compensated cable.

may be found in the original patent documents, are anything but simple.

**4,204,213  
Flexible Dipole Antenna**

I can just imagine this dipole antenna made of a

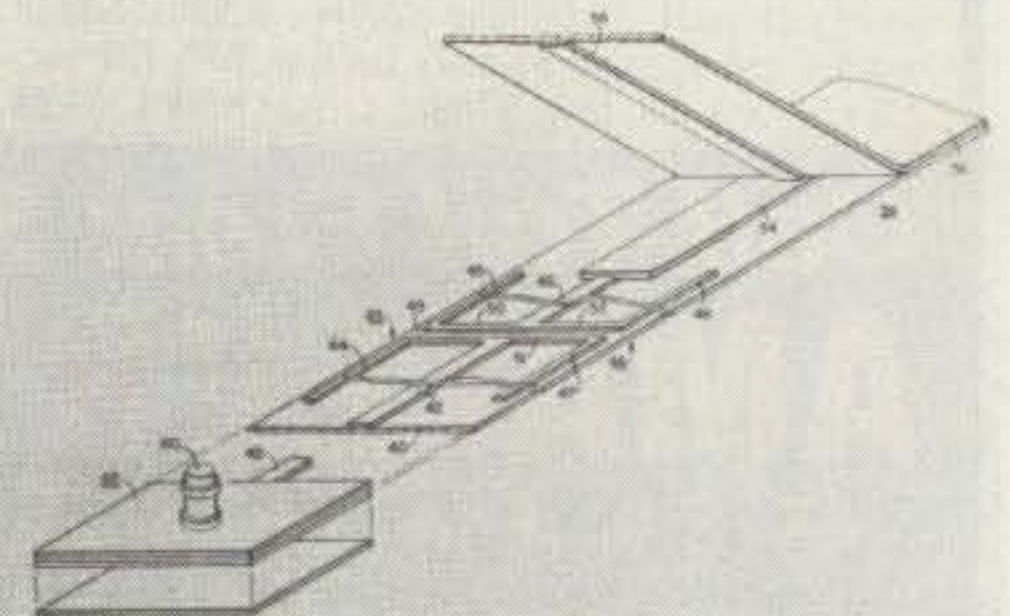
bright yellow ribbon-like material, and wrapped around an old oak tree or perhaps a small house. It may be just the thing you'll need to toss into a trunk while preparing for your next trip. (See Photo C.)



Filed Aug. 15, 1978, Ser. No. 933,930  
Int. Cl.<sup>2</sup> H01Q 1/28  
U.S. Cl. 343-706

15 Claim

el having an output ed to receive a signal and undesired signal  
annel coupled to re- id undesired signal; o the output terminal nel and to said auxil- detecting the relative ind auxiliary channel i signal indicative of oss correlation means sed in the connection nnel for limiting the nal as applied there- iliaary channel signal; coupled to said auxil-



1. A flexible lightweight dipole antenna comprising:  
(A) an elongated flexible substrate member;  
(B) a layer of electrically conductive material disposed over said substrate member in a predetermined pattern which

Photo C. Can you Mobius-twist it?




## Generals Get HF SSTV

The FCC has amended its rules to allow general class amateurs to operate SSTV on any frequency where they are authorized voice transmission. The action by the Commission oc-

curred on 24 November, and while no effective date was given, it is expected to become effective in January or February of 1982.

# FCC Opens General Class Phone Bands to SSTV

The FCC last month approved a proposal (Docket # 80-252) to allow the transmission of television (SSTV) on all amateur radio frequencies above 3.775 MHz where voice transmissions are currently allowed. This resulted in opening up the general class portions of all phone bands to SSTV without impairing the special bands set aside for Advanced and Extra Class licenses. The frequencies now available for SSTV are shown in the accompanying band allocation chart.



With this new ruling there are no longer any restrictions on using SSTV on the same bands you've been working phone. By adding a Robot Model 400 Scan Converter to your station for just \$795 you can transmit and receive visual data without having to change frequencies. Not



only can you transmit and receive high quality pictures of your station, and yourself, but pictures of your new car, your family, and even pictures of minute items like coins or stamps.

We estimate a 25% to 50% increase in the number of SSTV stations within the next 12 months, and the majority of hams having SSTV by the late 1980s.

The picture telephone of the future is here now for the amateur radio operator.

See your Robot dealer today for a free demonstration or write for complete information on SSTV.



**ROBOT RESEARCH INC.**  
7591 Convoy Court  
San Diego, CA 92111  
(714) 279-9430

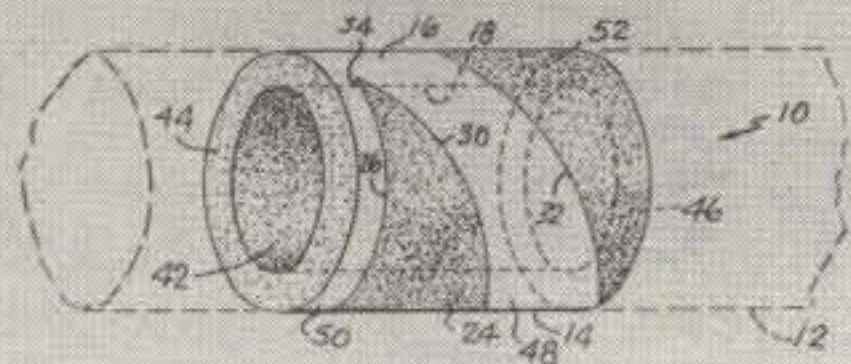
✓54

**World Leaders in Slow Scan TV, Phone Line TV and Image Processing Systems**



ed by the motion com-  
 ne synthetic array data  
 ng the motion compen-  
 motion compensation  
 on compensation com-  
 g fed by the boresight  
 e coordinate transform-  
 adrant antenna; and  
 y the coordinate trans-  
 ur-quadrant antenna.

Arthur R. Sindoris, Cary, N.C.; Frederick G. Farrar, Ken-  
 ton, and Daniel H. Schaubert, Silver Spring, both of M  
 assignors to The United States of America as represented  
 the Secretary of the Army, Washington, D.C.  
 Filed Dec. 6, 1978, Ser. No. 966,839  
 Int. Cl.<sup>2</sup> H01Q 1/38  
 U.S. Cl. 343-700 MS 9 Clai



**ON SIDELOBE**

Y., assignor to General  
 io. 482,078

1. An electrically small microstrip antenna, which co-  
 prises:  
 a substantially cylindrical dielectric tube having inner and  
 outer cylindrical surfaces;  
 a spiral conductive plane formed on said inner cylindrical

Photo D. Conformal spiral antenna.

The Gazette describes this antenna as a flexible substrate (the ribbon) with a conductive material attached to it in a predetermined pattern. The pattern isn't described in detail, but we can assume it is most likely used for matching, length adjustment, and Q adjustments. To make things more complex, this

layer is covered with another layer of flexible insulating material which has a conductive material attached to it. To top off the sandwich, another layer of flexible, insulating material is then attached, to make three layers of insulation separated by two layers of conductive material.

The patent has been as-

signed to the Westinghouse Electric Company.

**4,204,212  
 Conformal Spiral Antenna**

There is no mention in the Gazette description of this antenna of what type of equipment it is intended to be used with. So, at this point, we can assume it is as useful as some designer wishes to make it. The US Army, in its wisdom, must think this is a useful invention, for they have been assigned the patent rights by the three inventors.

The unique design is made of a cylindrical dielectric tube. (See Photo D.) On the inner surface of the tube there is a conducting material which is described by the inventors as "a conductive ground plane." A spiral strip of conductive material is placed on the outside of the cylinder. All you need to do is connect the two conductive sur-

faces to your feedline, and you have a "conformal spiral antenna."

**4,204,129  
 Capacitance-Compensated Cable**

Perhaps the best explanation of this design for cable is that it turns the cable into a series-capacitor between the frequency generator and the load. The generator is connected to the center conductor of the cable and the load circuit is connected to the shielding of the cable. The two circuits are completed through ground. (See Fig. 6.)

In order to compensate for and control the capacitance, the surface area of the center conductor is designed to become smaller as it approaches the load, while conversely the surface area of the shield is designed to become smaller as it approaches the generator (or vice versa). ■

**ASSOCIATED RADIO**

8012 CONSER BOX 4327  
 OVERLAND PARK, KANSAS 66204

**913-381-5900**

**BUY—SELL—TRADE**  
**All Brands New & Reconditioned**



**We Want to DEAL—Call Us—We'll Do It Your Way.  
 WE'RE #1**



NOTE: SEND \$1.00 FOR OUR CURRENT CATALOG OF NEW AND RECONDITIONED EQUIPMENT.

★ ALSO WE PERIODICALLY PUBLISH A LIST OF UNSERVICED EQUIPMENT AT GREAT SAVINGS.  
 A BONANZA FOR THE EXPERIENCED OPERATOR.

TO OBTAIN THE NEXT UNSERVICED BARGAIN LIST SEND A SELF ADDRESSED STAMPED ENVELOPE.



# the ALL NEW tempo S-15.



## more radio ...less money

TEMPO'S ALL NEW S-15 SYNTHESIZED HAND HELD OFFERS IMPORTANT FEATURES AT A PRICE THAT DEFIES COMPARISON.

Compare these features with any other hand held available... the S-15 is the obvious choice

### Tempo S-4

The first 440 MHz hand held and still a winner...offers the perfect way to get into an uncrowded band. Check one out at your local Tempo dealer or write Henry Radio. \$289 S-4T...\$319

**NEW REDUCED PRICE!**

Boost the power of your hand held or mobile unit with a Tempo solid state power amplifier. A broad range of power outputs available at very affordable prices. Please write for literature.

### COMMERCIAL HAND HELDS

Henry Radio offers a fine line of UHF and VHF hand held transceivers for commercial applications. The operating frequency of the FMH-12 and FMH-15 is 135 to 174 MHz and the FMH-40 and FMH-44 is 440 to 480 MHz. They are extremely sturdy, their superb dependability has been thoroughly proven and the price is much lower than you might expect. Please call for complete information.

### Tempo M1

Tempo does it again! This time with the world's first and only ALL CHANNEL synthesized hand held marine transceiver. The Tempo M1 operates on all marine channels...both U.S. and international, plus four weather channels. This is a real working tool and a hobby rig with hundreds of uses. It is skillfully engineered and built to provide endless hours of hard use. 1 watt low power—2½ watts high power positions. And the price...LESS THAN \$500.



- \* 5 WATT OUTPUT (1 watt low power switchable)
- \* "EASY REMOVE" BATTERY PACK
- \* 1 HOUR QUICK CHARGE BATTERY SUPPLIED (450 ma/HR)
- \* BNC ANTENNA CONNECTOR & FLEX ANTENNA
- \* EXTREMELY EASY TO OPERATE
- \* PLUG FOR DIRECT 13.8 VOLT OPERATION
- \* 3 CHANNEL MEMORY. (1 channel permits non-standard repeater offsets. 200 micro amp memory maintenance (standby)).
- \* VERY SMALL AND LIGHT WEIGHT (only 17 ounces)
- \* 10 MHz FREQUENCY COVERAGE: 140-150 MHz (150-160 for export customers)
- \* AMPLE SPACE FOR PROGRAMMABLE ENCODER
- \* SPEAKER/MICROPHONE CONNECTOR
- \* ELECTRICALLY TUNED STAGES (receiving sensitivity and output power are constant over entire operating range)
- \* LOW PRICE...\$289

S-15 with touch tone pad...\$319

### SUPPLIED ACCESSORIES:

Rubber antenna • Standard charger • Ear phone • Instruction manual • 450 ma/HR battery (quick charge type)

### OPTIONAL ACCESSORIES:

1 hour quick charger (ACH 15) • 16 button touch tone pad (S15T) • DC cord • Solid state power amplifiers (S-30 & S-80) • Holster (CC15) • Speaker/mike (HM 15)

Available from Tempo dealers and

# Henry Radio



2050 S. Bundy Dr., Los Angeles, CA 90025  
931 N. Euclid, Anaheim, CA 92801  
Butler, Missouri 64730

(213) 820-1234  
(714) 772-9200  
(816) 679-3127

NEW TOLL FREE ORDER NUMBER: (800) 421-6631  
For all states except California.  
Calif. residents please call collect on our regular numbers.



# 16K Memory

4116-200ns **8/15.95**

ALL MERCHANDISE 100% GUARANTEED!

CALL US FOR VOLUME QUOTES

## EPROMS

			Each	8 pcs
1702	256 x 8	(1ns)	4.95	4.50
2708	1024 x 8	(450ns)	2.99	2.75
2758	1024 x 8	(5V) (450ns)	9.95	8.95
TMS2516	2048 x 8	(5V) (450ns)	6.95	5.95
2716	2048 x 8	(5V) (450ns)	5.50	4.95
2716-1	2048 x 8	(5V) (350ns)	9.00	8.50
TMS2716	2048 x 8	(450ns)	9.95	8.95
TMS2532	4096 x 8	(5V) (450ns)	12.95	11.95
2732	4096 x 8	(5V) (450ns) (200ns)	CALL	CALL
2764	8192 x 8	(5V) (450ns)	CALL	CALL

## DYNAMIC RAMS

				100 pcs
4027	4096 x 1	(250ns)	2.50	2.00
4116-120	16,384 x 1	(120ns)	8/29.95	CALL
4116-150	16,384 x 1	(150ns)	8/18.95	1.95
4116-200	16,384 x 1	(200ns)	8/15.95	1.80
4116-300	16,384 x 1	(300ns)	8/14.95	1.75
4164	64,536 x 1	(200ns)	CALL	CALL

## STATIC RAMS

				100 pcs
2101	256 x 4	(450ns)	1.95	1.85
2102-1	1024 x 1	(450ns)	.89	.85
21L02-4	1024 x 1	(LP) (450ns)	1.29	1.15
21L02-2	1024 x 1	(LP) (250ns)	1.69	1.55
2111	256 x 4	(450ns)	2.99	2.49
2112	256 x 4	(450ns)	2.99	2.79
2114	1024 x 4	(450ns)	8/16.95	1.95
2114L-2	1024 x 4	(LP) (200ns)	8/19.95	2.35
2114L-3	1024 x 4	(LP) (300ns)	8/18.95	2.25
2114L-4	1024 x 4	(LP) (450ns)	8/17.95	2.10
2147	4096 x 1	(55ns)	9.95	CALL
TMS4044-4	4096 x 1	(450ns)	3.49	3.25
TMS4044-3	4096 x 1	(300ns)	3.99	3.75
TMS40L44-2	4096 x 1	(LP) (200ns)	4.49	4.25
TMM2016	2048 x 8	(200ns) (150ns)	CALL	CALL
HM6116	2048 x 8	(200ns) (150ns) (120ns)	CALL	CALL

LP = LOW POWER

## CRYSTALS

32.768 KHZ	3.95
1.0 MHZ	4.95
1.8432	4.95
2.0	3.95
2.097152	3.95
2.4576	3.95
3.2768	3.95
3.579545	3.95
4.0	3.95
5.0	3.95
5.0688	3.95
5.185	3.95
5.7143	3.95
6.5536	3.95
8.0	3.95
10.0	3.95
14.31818	3.95
18.0	3.95
18.432	3.95
20.0	3.95
22.1184	3.95
32.0	3.95

## MISC.

AY5-2376	12.50
11C90	13.95
XR2206	4.95
3242	7.95
3480	9.00
MC4024	3.95
MC4044	4.50
7103	9.50
7106	9.95
7107	12.95
76477	3.95
8038	3.95
95H90	7.99
9602	1.50

## DISC CONTROLLERS

1771	24.95
1791	36.95
1797	54.95
UPD765	39.95

## UARTS

AY3-1014	6.95
AY5-1013	3.95
TR1602	4.95
IM6402	7.95

## INTERFACE

8T26	1.69
8T28	2.49
8T95	.99
8T96	.99
8T97	.99
8T98	.99
DM8131	2.95
DS8836	1.29

## CLOCK CIRCUITS

MM5369	3.95
MM5375	3.95
MSM5832	7.45
7207	7.50
7208	15.95

## CONVERTERS

MC1408 LB	4.95
DAC-0800	4.95
ADC-0804	4.95

## March Specials

4116-250NS 8/13.95

Z-80A CPU 6.00

Z-80A PIO 6.00

D3242 Intel 6.95

2532 8/75.00

2732 8/70.00

LM1310	50/ 95.00	LM1488	.75
LM1800	50/125.00	LM1489	.75
MC1330	50/ 70.00	DM8131	2.75
MC1350	50/ 50.00		

16PIN Low Profile IC Sockets  
100/\$12.00

Specials end March 31, 1982. Please state "March Specials" when ordering.

**800-538-5000**

**800-662-6279**

(CALIFORNIA RESIDENTS)

CALL JDR BEFORE YOU BUY!  
WE WILL BEAT ANY COMPETITORS' PRICES

## 6502

6502	6.95
6502-A	12.95
6504	6.95
6505	8.95
6507	9.95
6520	4.35
6522	9.95
6532	14.95
6551	11.85

## Z80

Z80-CPU	8.95
Z80A-CPU	6.00
Z80-P10	6.50
Z80A-P10	6.00
Z80-CTC	5.95
Z80A-CTC	8.65
Z80-DART	15.25
Z80A-DART	18.75
Z80-DMA	17.50
Z80A-DMA	27.50
Z80-S10/0	23.95
Z80A-S10/0	28.95
Z80-S10/1	23.95
Z80A-S10/1	28.95
Z80-S10/2	23.95
Z80A-S10/2	28.95
Z80-S10/09	17.95
Z80A-S10/9	22.95
Z80B-CPU	18.95
Z80B-CTC	17.95
Z80B-P10	17.95
Z8671	39.95
Z6132	34.95

## 74LS00 SERIES

74LS00	.25	74LS85	1.15	74LS166	2.40	74LS293	1.85
74LS01	.25	74LS86	.40	74LS168	1.75	74LS295	1.05
74LS02	.25	74LS90	.65	74LS169	1.75	74LS298	1.20
74LS03	.25	74LS91	.89	74LS170	1.75	74LS324	1.75
74LS04	.25	74LS92	.70	74LS173	.80	74LS352	1.55
74LS05	.25	74LS93	.65	74LS174	.95	74LS353	1.55
74LS08	.35	74LS95	.85	74LS175	.95	74LS363	1.35
74LS10	.25	74LS96	.95	74LS181	2.15	74LS364	1.95
74LS11	.35	74LS97	.95	74LS189	9.95	74LS365	.95
74LS12	.35	74LS107	.40	74LS190	1.00	74LS366	.95
74LS13	.45	74LS109	.40	74LS191	1.00	74LS367	.70
74LS14	1.00	74LS112	.45	74LS192	.85	74LS368	.70
74LS15	.35	74LS113	.45	74LS193	.85	74LS373	.99
74LS20	.25	74LS114	.50	74LS194	1.00	74LS374	1.75
74LS21	.35	74LS122	.45	74LS195	.95	74LS377	1.45
74LS22	.25	74LS123	.95	74LS196	.85	74LS378	1.18
74LS26	.35	74LS124	2.99	74LS197	.85	74LS379	1.35
74LS27	.35	74LS125	.95	74LS199	1.20	74LS385	1.90
74LS28	.35	74LS126	.85	74LS200	.99	74LS386	.65
74LS30	.25	74LS132	.75	74LS241	.99	74LS390	1.90
74LS32	.35	74LS133	.75	74LS242	1.85	74LS393	1.90
74LS33	.55	74LS136	.55	74LS243	1.85	74LS395	1.65
74LS37	.55	74LS137	.99	74LS244	.99	74LS399	1.70
74LS38	.35	74LS138	.75	74LS245	.99	74LS424	2.95
74LS40	.35	74LS139	.75	74LS247	.76	74LS447	.37
74LS42	.55	74LS145	1.20	74LS248	1.25	74LS490	1.95
74LS47	.75	74LS147	2.49	74LS249	.99	74LS668	1.69
74LS48	.75	74LS148	1.35	74LS251	1.30	74LS669	1.89
74LS49	.75	74LS151	.75	74LS253	.85	74LS670	2.20
74LS51	.25	74LS153	.75	74LS257	.85	74LS674	9.65
74LS54	.35	74LS154	2.35	74LS258	.85	74LS682	3.20
74LS55	.35	74LS155	1.15	74LS259	2.85	74LS683	2.30
74LS63	1.25	74LS156	.95	74LS260	.65	74LS684	2.40
74LS73	.40	74LS157	.75	74LS266	.55	74LS685	2.40
74LS74	.45	74LS158	.75	74LS273	1.65	74LS688	2.40
74LS75	.50	74LS160	.90	74LS275	3.35	74LS689	2.40
74LS76	.40	74LS161	.95	74LS279	.55	81LS95	1.69
74LS78	.50	74LS162	.95	74LS280	1.98	81LS96	1.69
74LS83	.75	74LS163	.95	74LS283	1.00	81LS97	1.69
		74LS164	.95	74LS290	1.25	81LS98	1.69
		74LS165	.95				

HOURS: Mon. - Fri., 9 to 5; Sat., 11 to 3



## JDR MICRODEVICES, INC.

1224 So. Bascom Ave.

San Jose, CA 95128

800-538-5000 • 800-662-6279 (CA)

(408) 995-5430 • Telex 171-110

VISIT OUR RETAIL STORE!

TERMS: For shipping include \$2.00 for UPS ground, \$3.00 for UPS Blue Label air. \$10.00 minimum order. Bay Area residents add 6 1/2% sales tax. California residents add 6% sales tax. We reserve the right to limit quantities and substitute manufacturer. Prices subject to change without notice. Send SASE for complete list.



# 2716 EPROMS 450NS (5V)

# 8/4.95 ea.

ALL MERCHANDISE 100% GUARANTEED!

CALL US FOR VOLUME QUOTES

## 8000

8035	16.95
8039	19.95
8080A	3.95
8085	12.95
8085A-2	16.95
8086	99.95
8088	39.95
8155	11.95
8156	11.95
8185	29.95
8185-2	39.95
8741	39.95
8748	29.95
8755	44.95

## 8200

8202	45.00
8205	3.50
8212	1.85
8214	3.85
8216	1.80
8224	2.50
8226	1.80
8228	4.90
8237	19.95
8238	4.95
8239	4.85
8243	4.45
8250	14.95
8251	4.75
8253	9.25
8253-5	9.85
8255	4.75
8255-5	5.25
8257	8.75
8259	6.90
8272	39.95
8275	29.95
8279	9.50
8279-5	10.50
8282	6.65
8283	6.65
8284	5.70
8286	6.65
8287	6.50
8288	25.00
8289	49.95


## TV CIRCUITS

MC1330	1.89
MC1350	1.29
MC1358	1.79
LM380	1.29
LM386	1.50
LM565	.99
LM741	.29
LM1310	2.90
LM1800	2.99
LM1889	2.49



## APPLE FAN \$69.00

- EXTRA PLUG-IN CARDS CAN CAUSE YOUR APPLE TO OVERHEAT
- ULTRA-QUIET APPLE FAN DRAWS COOL AIR THROUGH YOUR COMPUTER
- ELIMINATES DOWN TIME
- SAVES REPAIR CHARGES
- INCREASES RELIABILITY
- CLIPS ON — NO HOLES OR SCREWS
- COLOR MATCHES APPLE
- LONG LIFE, LOW NOISE MOTOR



\* APPLE IS A TRADEMARK OF APPLE COMPUTER INC.

## IC SOCKETS

	1-99	100
8 pin ST	.13	.11
14 pin ST	.15	.12
16 pin ST	.17	.13
18 pin ST	.20	.18
20 pin ST	.29	.27
22 pin ST	.30	.27
24 pin ST	.30	.27
28 pin ST	.40	.32
40 pin ST	.49	.39
ST = SOLDERTAIL		
8 pin WW	.59	.49
14 pin WW	.69	.52
16 pin WW	.69	.58
18 pin WW	.99	.90
20 pin WW	1.09	.98
22 pin WW	1.39	1.28
24 pin WW	1.49	1.35
28 pin WW	1.69	1.49
40 pin WW	1.99	1.80
WW = WIREWRAP		

## CONNECTORS

RS232 MALE	3.25
RS232 FEMALE	3.75
RS232 HOOD	1.25
S-100 ST	3.95
S-100 WW	4.95

## DIP SWITCHES

4 POSITION	.85
5 POSITION	.90
6 POSITION	.90
7 POSITION	.95
8 POSITION	.95

## EPROM ERASERS

PE-14	78.50
PE-14T (with timer)	108.50
PE-24T (with timer)	154.50

ALL ARE HIGH QUALITY UNITS ENCLOSED IN A BLACK ANODIZED ALUMINUM ENCLOSURE.

# 800-538-5000

# 800-662-6279

(CALIFORNIA RESIDENTS)

CALL JDR BEFORE YOU BUY!  
WE WILL BEAT ANY COMPETITORS' PRICES

## TRANSISTORS

PN2222	10/1.00	100/ 8.99
2N2222	.25	50/10.99
2N2907	.25	50/10.99
2N3055	.79	10/ 6.99
2N3904	10/1.00	100/ 8.99
2N3906	10/1.00	100/ 8.99
1N4148 (1N914)		25/ 1.00
1N4004		10/ 1.00

## VOLTAGE REG'S

7805T	.79	7905T	.89
7808T	.99	7912T	.89
7812T	.79	7915T	1.19
7815T	.99	7924T	1.19
7824T	.99		
7805K	1.39	7905K	1.49
7812K	1.39	7912K	1.49
7815K	1.39	79LO5	.79
78LO5	.69	79L12	.79
78L12	.69	79L15	.79
78L15	.69		

LM309K	1.49	LM317K	3.95
LM317T	1.95	LM323K	4.95
		LM337K	3.95

T = TO-220 K = TO-3 L = TO-92

## LINEAR

LM301V	.34
LM308V	.98
LM309K	1.49
LM311	.64
LM317T	1.95
LM317K	3.95
LM318	1.49
LM323K	4.95
LM324	.59
LM337K	3.95
LM339	.99
LM377	2.29
LM380	1.29
LM386V	1.50
LM555V	.39
LM556	.69
LM565	.99
LM566V	1.49
LM567V	1.29
LM723	.49
LM733	.98
LM741V	.29
LM747	.79
LM748V	.59
LM1310	2.90
MC1330V	1.89
MC1350V	1.29
MC1358	1.79
LM1414	1.59
LM1458V	.69
LM1488	.99
LM1489	.99
LM1800	2.99
LM1889	2.49
LM3900	.59
LM3909V	.98
LM3914	3.95
LM3915	3.95
LM3916	3.95
75451V	.39
75452V	.39
75453V	.39

## 7400 SERIES

7400	.19	7451	.23	74136	.50	74186	18.50
7401	.19	7453	.23	74141	.65	74190	1.15
7402	.19	7454	.23	74142	2.95	74191	1.15
7403	.19	7460	.23	74143	2.95	74192	.79
7404	.19	7470	.35	74144	2.95	74193	.79
7405	.22	7472	.29	74145	.60	74194	.85
7406	.22	7473	.34	74147	1.75	74195	.85
7407	.22	7474	.35	74148	1.20	74196	.79
7408	.24	7475	.49	74150	1.35	74197	.75
7409	.19	7476	.35	74151	.65	74198	1.35
7410	.19	7480	.59	74152	.65	74199	1.35
7411	.25	7481	1.10	74153	.55	74221	1.35
7412	.30	7482	.95	74154	1.40	74246	1.35
7413	.35	7483	.50	74155	.75	74247	1.25
7414	.55	7485	.65	74156	.65	74248	1.85
7416	.25	7486	.35	74157	.55	74249	1.95
7417	.25	7489	4.95	74159	1.65	74251	.75
7420	.19	7490	.35	74160	.85	74259	2.25
7421	.35	7491	.40	74161	.70	74265	1.35
7422	.29	7492	.50	74162	.85	74273	1.95
7423	.29	7493	.49	74163	.85	74276	1.25
7425	.29	7494	.65	74164	.85	74279	.75
7426	.29	7495	.55	74165	.85	74283	2.00
7427	.29	7496	.70	74166	1.00	74284	3.75
7428	.45	7497	2.75	74167	2.95	74285	3.75
7430	.19	74100	1.00	74170	1.65	74290	.95
7432	.29	74107	.30	74172	5.95	74293	.75
7433	.45	74109	.45	74173	.75	74298	.85
7437	.29	74110	.45	74174	.89	74351	2.25
7438	.29	74111	.55	74175	.89	74365	.65
7440	.19	74116	1.55	74176	.89	74366	.65
7442	.49	74120	1.20	74177	.75	74367	.65
7443	.65	74121	.29	74178	1.15	74368	.65
7444	.69	74122	.45	74179	1.75	74376	2.20
7445	.69	74123	.55	74180	.75	74390	1.75
7446	.59	74125	.45	74181	2.25	74393	1.35
7447	.69	74126	.45	74182	.75	74425	3.15
7448	.69	74128	.55	74184	2.00	74426	.85
7450	.19	74132	.45	74185	2.00	74490	2.55

## 74S00 SERIES

74S00	.44	74S74	.69	74S163	3.75	74S257	1.39
74S02	.48	74S85	2.39	74S168	4.65	74S258	1.49
74S03	.48	74S86	1.44	74S169	5.44	74S260	1.83
74S04	.79	74S112	1.59	74S174	1.09	74S274	19.95
74S05	.79	74S113	1.98	74S175	1.09	74S275	19.95
74S08	.48	74S114	1.50	74S181	4.47	74S280	2.90
74S09	.98	74S124	2.77	74S182	2.95	74S287	4.75
74S10	.69	74S132	1.24	74S188	3.95	74S288	4.45
74S11	.88	74S133	.98	74S189	14.95	74S289	6.98
74S15	.70	74S134	.69	74S194	2.95	74S301	6.95
74S20	.68	74S135	1.48	74S195	1.89	74S373	3.45
74S22	.98	74S138	1.08	74S196	4.90	74S374	3.45
74S30	.48	74S139	1.25	74S197	4.25	74S381	7.95
74S32	.98	74S140	1.45	74S201	14.95	74S387	5.75
74S37	1.87	74S151	1.19	74S225	8.95	74S412	2.98
74S38	1.68	74S153	1.19	74S240	3.98	74S471	9.95
74S40	.44	74S157	1.19	74S241	3.75	74S472	16.85
74S51	.78	74S158	1.45	74S244	3.98	74S474	17.85
74S64	.79	74S161	2.85	74S251	1.90	74S482	15.60
74S65	1.25	74S162	3.70	74S253	7.45	74S570	7.80
						74S571	7.80

HOURS: Mon. - Fri., 9 to 5; Sat. 11 to 3

VISIT OUR RETAIL STORE!



**JDR MICRODEVICES, INC.**  
1224 S. Bascom Ave.  
San Jose, CA 95128  
800-538-5000 • 800-662-6279 (CA)  
(408) 995-5430 • Telex 171-110

TERMS: For shipping include \$2.00 for UPS Ground, \$3.00 for UPS Blue Label Air, \$10.00 minimum order. Bay Area residents add 6½% sales tax. California residents add 6% sales tax. We reserve the right to limit quantities and substitute manufacturer. Prices subject to change without notice. Send SASE for complete list.



# Let's Go Shopping

## — bagging the used gear bonanza

Fred Hurteau WD4SKH  
Rt. 5, Box 23-T  
Whiteville NC 28472

The most agonizing ordeal you as a Novice must go through is not the code test, the written exam, or the waiting to hear whether you've passed the test or not. The worst thing you have to go through, by far, is choosing your first rig.

How do I know how much money I'll need? (You ask yourself.) Where is the money going to come from? How do I know what is a

good price? What kind of rig do I need? What features do I need? I can't afford a new \$1200 Superbolt III. But how do I tell if a used rig is any good? I don't even know one kind of rig from another. Where am I going to find one? *Where do I start?*

All these questions and more go through your mind when it's time to get a rig. If you're lucky enough to have a ham friend who has the time to help you choose and to go to hamfests to help you look over the rigs, you'll not be totally lost. But your friend can only ad-

vice you, not choose for you. You can't hold your friend responsible when it turns out your purchase doesn't do what you wanted it to do. He didn't know what you wanted any more than you did! You must face the ultimate responsibility of making your choice and spending your money.

Whether or not you have a friend to help you, I think you will find this article helpful in deciding what you need, what you can afford, and how to go


about getting it. It will guide you in organizing your thoughts and doing some conscientious planning *before* you take that important first step!

### Where Will I Get the Money?

Empty your pockets and your piggy bank and count it. Uh huh, just as you thought, only \$15.42 there. Well, where can you get more? How about selling something? Maybe you've outgrown your high school fixation about being in a



Would you give \$3 for this junked home-brewed amplifier? I did. Along with plug-in coils, switches, insulated stand-offs, and other goodies was the 12-inch long dual-section air-variable capacitor used in my home-built SPC transmatch. A real parts bonanza for just \$3.



My home-built SPC transmatch uses the dual-section air-variable capacitor mentioned under the photo of the "junk." The single-section air-variable, the roller inductor with turns counter, and both vernier drives were salvaged from a junked military surplus transmitter purchased for \$12 at a hamfest. The transmatch cabinet was designed to blend with my Drake equipment.



rock 'n' roll band. You never could play the electric guitar anyway, and it's collecting dust under the bed. Well, take it to the next hamfest and sell it for \$50, or \$100, or whatever you can get for it. How about that old dilapidated short-wave set your next-door neighbor gave you when you first got interested in radio? Maybe you can get \$10 for it. If you have any hobbies like painting, woodworking, or arts and crafts stuff, you could try selling some of it. If you've ever been to a hamfest, you'll know that a ham is liable to buy anything. Hams have other hobbies and interests, too. Old model trains, guns, cameras, and many other items can get you a dollar or two if you're willing to part with them. So think hard! You can think of something to sell.

#### Am I Safe Buying Used Equipment?

Now that you've figured out where the money is coming from and how much you have to spend, you can begin deciding what you want to spend it for. You can purchase a used rig for around half its original price and get years of good service from it. If you buy good, clean used gear at a good or "steal" price, you can always sell it in a year or two for as much as you paid for it. In other words, as long as you take good care of it, your investment will not depreciate and you can get your money back to spend on a nicer rig when your finances allow such a move. That is the reason why good used equipment can be your best bargain.

*El primo* rule when buying used equipment is *buyer beware!* You can get taken by a shrewd seller more often than you can find a steal unless you exercise reasonable caution when buying. This is especially

true when buying used transmitters, receivers, and transceivers. There can be aggravating minor problems that don't show up until you've had the rig on the air for a while. Usually the seller will admit to any obvious major problem with the rig being sold. Some will tell you every little detail, and some will swear it's in perfect shape when it's really a piece of junk. You and only you can be the final judge. If you can't tell by the look of the rig, then try to judge the look on his face.

Of course, no one selling used equipment can give you an ironclad one-year warranty on what he is selling. But if it hasn't given any major problems or had a recurring problem while he used it, you can assume you should have no major problems. If you can buy a rig from another ham you know and trust, you can probably get a better rig at a better price. In any event, when seriously considering buying *any* rig, ask to operate it, or test it out in some fashion before buying. This is an excellent way to see if you like the controls and features on the rig, as well as checking it for any defects.

In spite of a real need for such testing, it isn't always possible at a hamfest. In fact, it has been my experience that this is almost never possible at a hamfest. Hamfest organizers often claim they will have a testing area set up, but usually there is not even an electrical outlet set aside for such purposes. The minimum requirements would include a table, a dummy load for keying up, and some sort of wire hanging up for minimum reception. So if you want to buy at a hamfest and check out the rig first, at least ask, but don't be surprised if all you get is a run-around from the organizing club.



A matching transmitter-receiver combination is known as "twins." Shown here are my Drake twins, vintage 1967. In 1967, this set, with matching speaker and ac power supply, had a combined suggested retail price of over \$950, including tax. They were purchased at a hamfest in 1978, complete and in excellent condition, for slightly over half the original price. The wattmeter atop the transmitter was home-built. Its cabinet was designed to blend with the Drake equipment.

#### What Is Better for Me, A Transceiver or Separates?

Now comes the question of whether to buy a transceiver or a separate transmitter and receiver combination. (By the way, a matching transmitter/receiver combination is known as twins. They usually look very much alike and are made so that they operate together without complicated external switching hookups.) Here are some points to consider when deciding on a transceiver or separates:

1) Transceivers are generally less expensive than a comparable set of matched twins.

2) Transceivers are generally easier to operate, due to the absence of controls duplicated in a set of twins (2 vfos, 2 band-selector switches, 2 tuning or peaking controls, etc.).

3) Transceivers can be more costly to have repaired due to the complexity of the combined transmit/receive functions crammed into one case.

4) Transceivers usually take up less space than comparable twins.

5) Twins are more versatile. Having a vfo on each

unit gives you split-frequency operation without the purchase of an outboard vfo necessary for split-frequency operation with a transceiver. If one unit breaks down (the transmitter, for example), you still have the other unit to use (you can still receive and keep up your code practice) until repairs can be made.

6) Twins often have more good features as standard equipment than do transceivers.

7) Separate transmitter and receiver units that are *not* matched (odd couples) can be hooked up, and in many cases may be less expensive than either twins or a transceiver.

Most Novices have no need for split-frequency operation available with twins or transceivers with an outboard vfo. Let your pocketbook be your guide on that point. Split frequency has its applications when working some DX, can be a help in contests and service nets, or it can be *confusing* if you don't pay attention to what you're doing.

#### How Much Is a Rig Going to Cost?

Now you should have





This is a popular model of transceiver, the Heathkit HW-101, purchased by one of my Novice students at a recent hamfest. A little bargaining got this gem, including ac power supply and CW filter, for only \$175.



Don't let minor damage like chipped paint and superficial scratches (circled area) deter you from a good buy on an otherwise clean, operable rig.

three things taken care of: (1) where the money is going to come from; (2) how much money you have to spend, and (3) whether you are looking for a transceiver or separates. Now you have to decide which brands or models are within your financial means. This can be a specific unit to decide on, or it can be a list of several good possibilities in the range of your budget.

I strongly suggest checking the ham magazines for advertisements by dealers who list their used equipment and prices. These listings will give you a good idea of the market value of used units with the dealer's markup tacked on. Most dealers charge more than you'd have to pay for the same unit at a hamfest, but usually they have gone over the rig and checked it out before putting it on sale.

Many dealers will give some sort of warranty on used gear, too. If you like the idea of having the extra peace of mind that this might offer and you can afford the extra bucks, you might consider calling them. In any case, the information on current prices of used gear is an excellent help in judging the real value of a rig.

Compare the dealer's used prices with the prices in the classified ads of ham magazines. That also will help you develop some idea of fair prices for the rigs you are considering. (A word of caution is appropriate here if you are considering buying a rig from the classified ads. You're not only buying a rig from someone halfway across the country, but you're buying it sight unseen. At least at a hamfest you have the chance to look over the rig before you buy it. Prices in these classified ads can be a bit inflated, too. The seller must recoup his cost of advertising, and those ham ads do cost money.)

Another big help for me was a set of manuals called *Ham Equipment Buyer's Guide*, published by A.L. Brand WA9MBJ. They may be ordered from Barbara Brand Wixon, 189 Kenilworth, Glen Ellyn IL 60137. These manuals show pictures of commercial ham gear and military and government-surplus gear of interest to the amateur market. With each picture there is a description of the unit. Most have the date of manufacture or the date the unit came on the market, and its original retail price. These manuals cover gear from about 1945 to the

present.

This was especially helpful to me in keeping all the Heathkit® rigs organized in my mind. There seemed to be so many that looked alike, I could never keep straight whether I was looking at a 6-meter rig or an HF rig. It was equally difficult for me to separate the transmitters from the receivers from the transceivers! It is a small investment when you consider that you may be preparing to spend \$200 to \$500 or even more on some equipment. Armed with this information, you now have something to choose from, and some idea of the cost.

#### Which Rig to Buy— When I Don't Know What to Look For?

Now comes the hard part. Different rigs have different features. What is standard on one rig may be an add-on option for another rig. The more goodies, such as RIT, audio filters, LED readouts, and speech processors, that the rig comes with, the more it is going to cost. If you've not operated any ham gear before, you may well have *no idea* what features you want in a rig or which features are worth the extra cost. So how do you know where to start choosing?

The following is a list of features you should consider and some explanations of what the feature is or does. Following each item are one or more letters. The T means that the feature is usually found on a transmitter, the R that it is found on a receiver, and the X stands for transceivers. Read over the list and ask each question appropriate to each rig you consider buying.

1) How many bands or portions of bands does the rig cover? Does it include a WWV receive function? If not, see item 5. (T,R,X)

2) Is it vfo controlled or single fixed-frequency crystal controlled? (T,R,X)

3) What is its rated input or output wattage? (T,X)

4) What modes does it have (AM, SSB, CW, RTTY, FM, etc.)? (T,R,X)

5) Is its band coverage easily expandable? Some rigs have accessory crystal sockets which give you extra band coverage in 400- to 600-kHz sections with the simple addition of one plug-in crystal. This is an important feature if you want to be ready for the new amateur bands recently allocated for our future use. (T,R,X)

6) For CW operation, does the rig have full break-in or semi-break-in? This



# TRANSI-TRAP

## Lightning & Static Protectors

Models  
LT,  
LT/N



*Don't hook-up  
your coax  
without one!*



Models  
R-T,  
HV

Protects sensitive solid state components in your equipment from high-surge voltages produced by nearby lightning strikes, high wind, and static build-up. Even distant storm fronts are known to cause damaging surges without warning or time for grounding.

The replaceable Arc-Plug™ cartridge, which can fire thousands of times, utilizes a special ceramic gas-filled tube with precisely tailored firing speed and level, safely by-passing surges to ground. Standard air-gap devices are ineffective due to their erratic performance.

Transi-Trap Protectors are the first devices in the industry designed with "isolated ground." This keeps damaging arc-energy off the chassis and routes it directly to ground.

**Models Available:** (50 ohms, 200 W models are most sensitive, best for RCVRs and XCVR's. 2 kW models designed for amps. All models include Arc-Plug cartridge.)

### with UHF Connectors

**Model LT Protector**, UHF-type "T" connector handles 200 W output thru 2 meters... **\$19.95**

**Model R-T Protector**, handles 200 W output thru 500 MHz... **\$29.95**

**Model HV Protector**, handles 2 kW output thru 500 MHz... **\$32.95**

### with N Connectors

**Model LT/N Protector**, N-type "T" connector, handles 200 W output thru 1 GHz... **\$39.95**

Replacement Arc-Plug Cartridges  
for Models LT \$9.95, LT/N \$19.95,  
R-T \$9.95, HV \$12.95

Ohio residents add Sales Tax. MasterCard, Visa, checks accepted. Order by phone or mail.

AlphaDelta Transi-Trap Protection Systems are designed to reduce the hazards of lightning-induced surges. These devices, however, will not prevent fire or damage caused by a direct stroke to antenna or other structure.

# ALPHA DELTA COMMUNICATIONS

P.O. Box 571, Centerville, Ohio 45459 • (513) 435-4772



## BASE

## RINGO RANGER II

- 7dB GAIN
- HIGHEST GAIN
- 2 METER OMNI
- OUTPERFORMS CONE AND DOUBLE ZEPP
- WORK MORE STATIONS
- ELIMINATE NOISE
- LIGHTNING PROTECTED
- ACCESS MORE REPEATERS
- ASSEMBLE EASILY
- INSTALL QUICKLY
- A COMPLETE ANTENNA
- ALL PARTS INCLUDED
- 600,000 HAPPY USERS
- BECOME ONE TODAY
- ARX-2B 134-164MHz
- ARX-220B 220-225MHz
- ARX-450B 435-450MHz

# TERRIFIC 2 METER RANGERS

## MOBILE RANGERS

- MORE RANGE
- 3 dB GAIN
- 5/8 λ STAINLESS WHIP
- GRIP TIGHT 90LB MAGNET
- CHROME PLATED BASE
- NEAT APPEARANCE
- THUMB LOCK ADJUSTMENT
- NO WHIP CUTTING
- LOW PRICE
- MAGNETIC MOUNTS
- AMS-147 146-148 MHz
- AMS-220 220-225 MHz
- TRUNK LIP MOUNTS
- ATS-147 146-148 MHz
- ATS-220 220-225 MHz

## MOBILE

BUY FROM YOUR DEALER



THE ANTENNA COMPANY  
48 Perimeter Road, P.O. Box 4680  
Manchester, NH 03108 ✓ 106  
Telex - 953050



ISO-440

# FOR UNDISPUTED PERFORMANCE, EASY ASSEMBLY, VERY BROADBAND, LOW SWR, RUGGED MECHANICAL DESIGN... TRY THE



## ANTENNA FOR YOUR NEXT

## VHF OR UHF BASE

## STATION INSTALLATION

MAST NOT INCLUDED



ISO-144  
ISO-220

FOR AEA ANTENNAS OR OTHER AEA PRODUCTS, CALL OR VISIT:

# AEA

## Brings you the Breakthrough!

### BRITT'S 2-WAY RADIO

### SALES & SERVICE

2508 Atlanta St. Smyrna, GA 30080

CALL: (404) 432-8006



means you can hear your receiver audio between every dit and dah with full break-in, or only during longer pauses between words or sentences with semi-break-in. (T,R,X)

7) For phone operation, does the rig have PTT (Push To Talk), or VOX (Voice Operated Xmit—short for transmit), or both? (T,X)

8) Does the unit come with an outboard vfo, or at least have an accessory jack for an outboard vfo? (X)

9) Is the frequency read-out digital (LEDs) or analog (dial markings)? (T,R,X)


10) What is the bandwidth of the audio filters it comes with? For AM phone you need about 4.5-kHz to 5-kHz bandwidth, SSB phone requires about 1.5 kHz to 2.5 kHz, and CW, anywhere from 50 Hz to 500 Hz. There are two types of audio filters: active and passive. The active type amplifies the chosen audio-frequency band louder than the background, making it easier to hear over other audio. The passive type cuts down the background sounds and passes the chosen audio band. Active filters are less expensive but tend to sound harsher than passive filters. (R,X)

11) If it doesn't have the filter bandwidth you want as standard equipment, can it be purchased and plugged in inside the rig or must it be added externally? What would be the cost of the manufacturer's recommended plug-in type? (For example, new plug-in crystal filters can cost \$40 and more!) (R,X)

12) Does it have a notch filter? This is sort of the opposite of an audio filter. A notch filter cuts out a particular thin band of audio. It is particularly helpful for filtering out a carrier signal in your audio. (R,X)

13) Does it have a noise blanker? (R,X)

14) Does it have RIT



At the left is a Conset GSB-100 transmitter, vintage 1958, which sold for over \$450 new. At the right is a Drake 1-A receiver, vintage 1959, which went for \$300 new. These could be used as an "odd couple" to set up a Novice station. The Conset is a rack-mount unit and should have some kind of cabinet on it for rf shielding and shock protection. It measures 10" x 18" x 20" and weighs 120 pounds! Be sure your operating table can handle it! (The decorative face plate is missing from the 1-A dial in this photo.)

(Receiver Incremental Tuning—sometimes called a clarifier)? This feature allows you to shift your receive frequency 1 or 2 kHz without moving your transmitting frequency. This is a real help on a transceiver without an outboard vfo. (X)

15) Does it have a crystal calibrator (usually 25-kHz or 100-kHz increments)? A crystal calibrator is a built-in crystal oscillator which allows you to calibrate your vfo dial without having to use external test equipment. (T,R,X)

16) Does the rig come with its power supply built in, included as an accessory, or not included at all? (T,X)

17) Is the speaker built in, in a matching cabinet, or not included at all? (R,X)

18) Have there been any user-installed modifications? If so, what are they, and are they indicated on your schematic? (T,R,X)

19) Are the original operator manuals and schematics included? (T,R,X)

20) What is the appearance of the rig? Is it scratched, dented, rusty, cracked, knobs missing or mismatched, poorly repainted, etc.? (T,R,X)

21) Is the physical size

and weight of the rig suitable for your available operating space and situation? (T,R,X)

22) What is the reputation within the ham community for the particular rig or rigs you are considering? (Examples: a reputation for frequency drift, poor audio quality, hard-to-find tubes, poor selectivity, hard-to-reach controls and adjustments, etc.) (T,R,X)

Boy, that sure sounds like a lot to think about, doesn't it? Well, it is a lot to think about. That's exactly the reason you should think about all these things *ahead of time*. You will find that before long you will automatically check for many of these items from memory, without having to refer to this list for them. Don't be afraid to take this article along as reference, though; you can't commit every one of these questions to memory. Mark those options you are considering. Star the ones you *must* have and mark the ones you would like but would pass over unless the price was right.

### What Features Do I Really Need?

If you are still undecided about some of the features

and options, the following list of comments and my own recommendations for Novices might help you decide. The numbering on this list corresponds to that of the previous list.

1) If you can afford an all-band rig, good! You will be happier with it in the long run. I recommend some type of WWV coverage. (Refer to item 5.)

2) Crystal control is pretty much a thing of the past. By the time you collect enough crystals to make a crystal rig of any value, you could have purchased a good vfo for the same money. If you can at all afford it, go for vfo control.

3) Wattage choice is a matter of preference (though the cost can be a minor factor). Many all-transistor rigs are 20-Watt input or less. Tube-type rigs generally run from 40- to 300-Watt input. The 50-to-100-Watt range is a good starting point for Novices.

4) As a Novice, you certainly need CW. SSB is a good option so that you won't have to buy again when you upgrade your license. AM, FM, and RTTY are of no particular value to



# ETCO<sup>TM</sup> ...HEADQUARTERS FOR CABLE TV CONVERTERS AND VIDEO ACCESSORIES

**DEALERS WANTED  
WHOLESALE  
HOTLINE  
1-514-342-1555  
CALL FOR  
QUOTATIONS**

## THE ETCO MICRO 1000 36 CHANNEL VCR PROGRAMMER & CABLE TV CONVERTER



Equivalent to or better than:  
VIDCOR 2000 - PHILIPS CTC-2  
MAGNAVOX MX-48CC - LINDSAY V2U - RHOADES CO-500 - PHILIPS CTC-30 - WINEGARD VC-7600 and others...

**TRY ONE ON  
OUR 30 DAY  
MONEY BACK  
GUARANTEE**

**ONLY  
69<sup>95</sup>  
AT ETCO**

The ETCO Micro 1000 takes the midband and super-band channels your TV, VCR or projector can't receive and converts them to standard UHF channels any set can tune in. Easy installation no moving parts - FCC & UL approved. Channel conversion chart and detailed instructions included. 447VB114.

As above - with Vernier Tuning: adjustable tuning insures total tracking compatibility with all TV sets. 447VC477 ..... \$79.95

**NEW**

## THE ETCO COMMANDER 5000 37-CHANNEL WIRELESS REMOTE CONTROL CABLE TV CONVERTER!

**24 MONTH WARRANTY!**



**ONLY  
169<sup>95</sup>  
\$149.95 EA./5**

Makes cable viewing an absolute joy! Connects between the TV cable and antenna input terminals of your TV set. Allows you to turn your TV on and off, change channels, recall the last channel, fine tune, all by remote control! Handsome woodgrain cabinet, pushbutton remote control. Your TV stays tuned to channel 3. The Commander 5000 does all the tuning! Covers low, mid, high and super band channels. Order today! 447ZA008.

NEW - As above, 58 channel version. 447ZA017 ..... \$189.95

## CHAIRSIDE REMOTE CONTROL 30 CHANNEL CABLE CONVERTER



**20' CABLE!**

**ONLY  
89<sup>95</sup>  
AT ETCO**

\$79.95 EA./5  
\$74.95 EA./10

YOUR SET STAYS TUNED TO CHANNEL 3 - No need to jump up to change channels! Converter and control unit are connected by a long flexible cable to permit chair or bedside tuning. Remote channel selection, ON/OFF and fine tuning Complete with all instructions. 447VA275.

## 30 CHANNEL CABLE TV CONVERTER

**ONLY  
39<sup>95</sup>  
\$34.50 EA./5**



GET THE MOST out of your cable TV system! Easy hookup - completely safe - and you get up to 30 channels! Converted channels appear on the UHF portion of your set; channels 2 to 13 can also be seen on the VHF portion of the tuner. Easy to install - with instructions. 447AE047.

## INCREDIBLE ETCO COPYGUARD STABILIZER AND VIDEO IMAGE ENHANCER SELLS AT A PRICE BELOW WHAT YOU WOULD PAY FOR EITHER UNIT IF PURCHASED SEPARATELY!

**ONLY  
99<sup>95</sup>  
AT ETCO**



An ETCO exclusive! Combines both instruments in one. It works like a charm! Try one on our 30 day money back guarantee! DEALERS WANTED 447ZA021.

### MORE CABLE TV BARGAINS

447ZA018	LINDSAY 40 channel programmable wireless converter	\$189.00
447VA950	VIDCOR 2000 converter & VCR programmer	\$89.95
447VA277	Midband to lowband 3 channel block converter	\$39.95
447VA276	Midband to highband 7 channel block converter	\$39.95
447VA963	Used (as-is) OAK V-26, 26 channel cable TV converters	\$39.95
447VA995	Used (as-is) TOCOM DC1000 remote control 20 channel converters	\$29.95
447VA996	Used (as-is) MAGNAVOX FV-25 remote control 20 channel converters	\$24.95
447VA335	75 ohm A/B switch with "F" connectors	\$9.95
447VA904	VHF/UHF/FM high gain broadband cable distribution amplifier	\$59.95
447VA992	Defective (as-is) wireless remote control converters - "u-Fix"	\$99.95
447VA503	75 ohm 3 position pushbutton co-ax switch with "F" connectors	\$19.95
447VC223	MDS microwave TV antenna with downconverter	\$239.00

NOTE: Converters on this page work only if you have cable TV. Number of extra channels available differ from cable system to cable system. Use of cable converters may be subject to rules by your local cable company.

DELIVERY HANDLING & INSURANCE CHARGES  
Find the total amount of your order and your zip code below.

If Your Order Totals	01000 to 28999		29000 to 68000	
	to 28999	67999	to 68000	to 99999
Up to \$20.00	2.47	2.99	3.78	
\$20.01 to \$30.00	2.96	3.52	4.41	
\$30.01 to \$40.00	3.96	4.62	5.78	
\$40.01 to \$50.00	5.46	6.51	7.77	
\$50.01 to \$90.00	7.25	8.61	10.81	
Over \$90.00	8.92	10.38	13.55	

Check with order, please Visa & Mastercard O.K. (Sorry, no C.O.D.'s). N.Y. state residents add 7% sales tax. Dealer & Export inquiries invited. Our telephone order desk never closes.

**ETCO<sup>TM</sup> ELECTRONICS**

PLATTSBURGH, N.Y. 12901-1095. Tel. (518) 561-8700.

ETCO Electronics  
Dept 457  
Plattsburgh, N.Y. 12901-1095

Send my free ETCO Catalog now.  
I am not currently receiving your catalog.

Name \_\_\_\_\_


Address \_\_\_\_\_

City \_\_\_\_\_

State \_\_\_\_\_ Zip \_\_\_\_\_

**FREE CATALOG**





*A home-brewed power supply like this one often can be purchased at a hamfest for less than the individual parts could cost used! Even if it doesn't work, you could use the good parts and cabinet and build your own. Refer to amateur publications like this magazine for construction projects on power supplies and many other useful items that are relatively easy to build.*

you as a Novice.

5) If you can afford a rig with easily-expandable band coverage, get it. It will pay for itself in a couple of years when you upgrade, or when the new bands become available to amateurs. It is also an easy way to add WWV reception if the rig doesn't already have it. However, expandable band coverage is not a must for the Novice.

6) Full break-in or semi-break-in: The choice is a matter of personal preference. Full break-in normally is available only on the newer transistorized, digitalized rigs. Personally, I find full break-in annoying, but you should listen to a sample of it to decide for yourself. Semi-break-in is quite sufficient for the Novice.

7) VOX is nice when you upgrade, but is not a necessity for the Novice.

8) An outboard vfo on a transceiver is nice, but not a necessity for Novice use. RIT will serve you as well. However, if RIT isn't available on your rig you might consider an outboard vfo as a second choice if the price is right.

9) Digital readouts are pretty but definitely not a necessity for Novice use. Digital readouts cost more and give more trouble than an analog display. If you want pretty lights, get a good frequency counter. It will be of much more use to you now and later on.

10,11) The QRM on 40 and 80 meters can get awfully hairy in the Novice bands. A good audio filter can be a QSO saver and a nerve saver, too. The tighter the filter, the better. 500 Hz or tighter is good (almost a necessity) since you probably need all the help you can get copying CW on the air. Don't worry if the rig you pick out doesn't have a tight CW filter, though. You can build a good add-on active or passive filter from any of several projects covered in the ham magazines and other publications.

12) A notch filter is not a necessity, though it can be especially helpful on 40 meters where there are a lot of shortwave carriers.

13) If your choice of rig has a noise blanker, fine. But the cost of an add-on noise blanker could prove

prohibitive to your budget. You don't really have to have one.

14) I recommend RIT if you get a transceiver. There are articles showing how to add RIT to many rigs. If the one you want doesn't happen to have RIT, check the annual indexes of the ham magazines (December issues) and other publications to see if there is an RIT modification for the rig you're considering.

15) If your choice of rig has a crystal calibrator, so much the better. You should have one. But if it doesn't, you can probably add one. Refer to the many amateur publications for details.

16) You *must* have the proper power supply for your rig. When buying a used rig, deduct from the going price if the power supply isn't included. You have to get one from somewhere, and they tend to cost more and are harder to come by when purchased individually. This is especially true of supplies for tube-type rigs. A 12-to-13-volt dc supply isn't as critical or as hard to find, though must still meet manufacturer's specifications for the supply for your rig.

17) You can buy a good speaker for a dollar and put it in some kind of enclosure if you have to. But deduct from the asking price if the receiver you want doesn't have a built-in speaker or a matching speaker cabinet.

18) User-installed modifications can be nice, but if they are poorly or improperly installed they may do more harm than good. Check workmanship carefully and see that it is marked in the schematic or manual with the unit.

19) You need the manuals and schematics. If they don't come with the rig, knock \$3 to \$5 off the price. You're going to have to order them and pay for them elsewhere.

20) If the rig looks bad, it's probably been taken poor care of. Beware. Also, you should learn to recognize the difference between fair wear on older equipment and downright mistreatment and abuse. Don't knock too much off the price for fair wear, but watch out for excessive wear or abuse.

21) Certainly don't get a rig that's too big and heavy for your flimsy operating table! However, if you have the room, some of those old, large rigs have a lot of good spark left in them, and they're cheaper, too!

22) Put your ear to the ground and listen. Reputations may or may not be fair. Often there is a simple modification that can cure the reputed problem with a certain rig. Ask around and see what you can find out. Write the manufacturer. He may be able to tell you what needs to be done to correct the problem.

### **What About Home-Brewed Equipment?**

By now you should be well along in deciding what you want in a rig. However, there are still more things to consider before buying. Besides commercially-manufactured gear, you may come across home-brewed equipment for sale at hamfests. You should be especially cautious of home-brewed transmitters and receivers. You have no way of knowing the spectral purity of the transmitters or the sensitivity of the receivers. Often they don't even have a schematic so that you could troubleshoot any problems. Workmanship may be shoddy, though you can find beautifully-built home-brews on occasion.

It's a different story with home-brewed equipment such as antenna tuners, power supplies, and other simple-to-build items. Many times you can find a home-brewed antenna tuner for



## BASSETT HELIUM TRAP ANTENNAS



### Commercial, Amateur, and Government Services

High efficiency multiband broad-side dipoles that use only one coax line. Sealed helium filled traps, ceramic frequency control capacitor, with heavy duty solid copper inductors. Engineered for up to 2KW-PEP-SSB. Over 30 different amateur systems including the new VAC-30/40/75 for "off the shelf" delivery. Commercial systems designed to specifications.

Write or phone for free brochure and price information on all trap systems, mobiles, and accessories.


✓92 **REX BASSETT ELECTRONICS, INC.**  
1633 NE 14th Ave., Bldg. 11  
Ft. Lauderdale, Fla. 33305  
Tel. 305/561-1400

# ISO-TIP® for soldering control and convenience



### temperature control

50W iron maintains any temperature between 400-750°F with  $\pm 2\%$  accuracy to solder delicate components without damage. Allen key for temperature adjustment included. Heats in 45 seconds, indicated by thermostatically controlled lamp. Production 50 — No. 7200



### cordless convenience

High capacity nickel cadmium battery power lets you take low-voltage soldering anywhere! Complete recharge in 3-4½ hours. Partial recharge in less time. Isolated tip design with a wide range of "snap-in" tips available. Quick Charge — No. 7700

Available at most electronic parts distributors.

**WAHL CLIPPER CORPORATION**  
ORIGINATORS OF PRACTICAL CORDLESS SOLDERING  
Sterling, Illinois 61081 • (815) 625-6525 ✓103  
"Manufacturing Excellence Since 1919"

## Compare the



### Interested in RTTY?

\$169.95 buys a terminal unit kit with the features you need most for enjoyable RTTY. Our 3-stage active input filters, built-in AFSK and 60 mA loop supply make the TU-170 a great buy regardless of the rig or printer you prefer.

Sound interesting? Call or write for details about our full line of RTTY equipment backed by a complete factory support program.

**Flesher Corporation** ✓23  
P.O. Box 976 Topeka, KS 66601 913•234•0198  
Distributors in Canada and Australia

## Power Line Filters



These filters protect any sensitive electronic equipment from power line transient damage and radio frequency interference. Both models offer common mode and differential mode surge suppression for power line "spikes". Rf interference is suppressed using both inductive and capacitive components. Ideal for computers, test equipment or TV.

LF2 a duplex outlet, 120V, 8 amps max . . . \$39.95  
LF6 three separately filtered duplex outlets, 120 V, total fused capacity 15 amps, power switch and indicator lamp . . . \$59.95  
Add \$2.50 shipping and handling per order.

Send check with order and provide street address for UPS shipment. Ohio residents add Sales Tax. Charge card buyers may call toll free:

1-800-543-5613



**DRAKE**

In Ohio, or for information call:  
1-513-866-2421

**R. L. DRAKE COMPANY**

540 Richard Street, Miamisburg, Ohio 45342

INSTITUTIONAL AND DEALER INQUIRIES INVITED.



sale for less than the individual parts and cabinet are worth. You may find a home-brewed power supply for less than the transformer and capacitors in it are worth! These can be excellent buys, even if only for parts. But other items such as frequency counters, electronic keyers, and other complicated equipment can be a real headache if home-brewed.

(While on the topic of electronic keyers, I wholeheartedly discourage Novices from using electronic keyers. A good military surplus straight key can be purchased for as little as \$3. That's hard to beat on a tight budget. Electronic keyers are difficult to operate properly and sound absolutely horrid when poorly operated. The money spent on one can be much better spent on a dummy load, coaxial switches, antenna and tuner parts, etc.)

Another item found at hamfests is ye olde 23-channel (or 40-channel) CB mobile rig. For \$10 to \$60 you can get an AM or SSB CB for conversion to 10 meters. That's a cheap way to get on the air if you don't mind being limited to a single band. If you're not afraid to try a CB-to-10-meter conversion, then you might even consider trying to home-brew your own CW transmitter. Especially if you are willing to try QRP work, your chances of home-brewing a good CW transmitter are good. If you can get help from another ham who is an experienced builder, you will find that help very valuable with such a project. And a home-brewed direct-conversion receiver isn't so bad either. So keep these options in mind if your budget is limited.

Anything you can home-brew for your station helps take the strain off your finances, and it gets you off


on the right foot. Part of what being a ham is all about is being as self-sufficient as possible and not being afraid to try things yourself. Most everyone can build an antenna tuner, an SWR meter or wattmeter, and other small items which can run into a lot of money if purchased commercially. I encourage Novices to home-brew as much of their station as their time, tools, workspace, courage, and talent will allow. If you've never tried it, you're missing part of the total experience.

### **I Think I'm Ready to Buy Now...**

Don't forget that you have an option not to buy but to swap. You may be able to work out a good deal by swapping your old guitar for something you want. Or you could swap it for something you don't especially want which is worth more than your guitar and probably easier to sell. Then you could either swap that for something you *do* want, or you could sell it and use the money to get what you want.

When swapping or buying, a good rule to follow is: *Don't pay the asking price.* Even if the asking price is a fair price (according to your careful research and pre-planning), offer less! If your offer is accepted, fine. If not, you can probably agree on a price that's acceptable to both of you. But if you don't offer less, you'll never know if you could have gotten it for less.

Two dollars saved here and three dollars saved there will buy that five dollar item later. If you can't agree on a price that's acceptable to you, walk away. You may get called back, on your terms, before you've taken two steps! In any event, decide what your top dollar will be and don't pay more than that



*When searching for goodies such as coils, roller inductors, and capacitors for your antenna tuner and other projects, don't pass up goodies like these because they are hidden inside something else. You very often will find the best bargains by rummaging around in and under what looks like junk! Be curious when shopping at a hamfest! The large capacitor in this photo is over 14 inches long!*

for it, even if it hurts. There are other fish in the sea. If you look on the next row of tables, you may find just what you want for less than you expected to pay.

Of course, there are exceptions to this rule. Once you've gained some experience, you can spot a real steal when you see it. In such cases, it's often better to pay the price. If you wait until later, the guy behind you will have already paid the price and gotten the bargain. So if you're *sure* it's a steal, buy it whether you need it or not. You can put it on your table and sell it for nearer the usual asking price and make a little money on it, giving you just that much more cash on hand to get what you really need. With a little experience, you can become a real horse trader and still turn an honest dollar. A real steal at \$3 can be bought and resold at an honest fair market price of \$10, and you'll undersell the crook at the other table trying to get \$20 for the same thing!

### **Ready to Go... Did I Forget Anything?**

If you can remember the guidelines I've covered here, you will feel much more confident about your ability to judge used gear

and its real worth. You'll not only be able to spot a good buy, like an old-timer, you'll be able to spot the rip-offs and junk, too. You'll know the right things to look for and to ask about before laying out your hard-earned money.

Plan ahead and know what you want and how much you'll pay for it. And when you find what you're looking for, stick to your top dollar and don't pay a penny more! Never go off half-cocked. If you have planned and prepared well, the time you've put in before the hamfest will save you money and anguish when trying to decide what to do. Don't buy the first thing you see unless you *know* it is a real bargain. Take your reference along for double-checking when your memory becomes foggy.

Check out the condition of transmitters and such carefully. Outward appearance is a hint, but testing is the *only* way to spot problems. If possible, have an experienced friend help you. Just having someone assisting in spotting what you're after can be more help than you realize. If your friend knows about used equipment, he can help advise you on its con-



# LARSEN GETS LEFT OUT IN THE COLD.



The Canadian Arctic presents some of the world's most difficult communications conditions. And when you're keeping track of expensive equipment recording crucial information, you can't afford to lose it in a snow drift. The need for a reliable antenna is a cold hard fact. It's a long way back to the shop for a replacement whip or coil.

That's why Larsen LM series K lrod antennas are used to keep track of scientific monitoring equipment on the polar ice. Because when communication hangs by a slender metal rod, you have to be sure it won't fail you.

That applies whether you're communicating in the Arctic or in a downtown traffic jam. It takes a reliable top performance antenna to do the job right.

And Larsen Antennas do, time after time.

Larsen's exclusive K lrod plating assures that maximum power goes into communication — not heat. So you can talk further. It's a finish that won't buckle under, even to icy exposure.

And the precision tapered stainless steel whip provides flexibility and minimizes radiation pattern distortion to give you a clear consistent signal all the way.

That consistent performance goes for our product integrity too. With a no nonsense warranty that won't leave you in the cold.

So whether you're tracking the back country or talking across town, you'll hear Larsen's performance loud and clear. Ask your favorite Amateur dealer to demonstrate how you can hear the difference with Larsen Antennas.



322

**Larsen Antennas**

IN USA: Larsen Electronics, Inc.

P.O. Box 1799 11611 N.E. 50th Avenue Vancouver, WA 98668 Phone 206-573-2722

IN CANADA: Canadian Larsen Electronics, Ltd.

283 E. 11th Avenue, Unit 101 Vancouver, B.C., V5T 2C4 Phone 604-872-8517

Write for our helpful Amateur Catalog and the name of the dealer nearest you.

K lrod® is a registered trademark of Larsen Electronics, Inc., USA, and Canadian Larsen Electronics, Ltd., Canada.







pared well you won't be totally at the mercy of the other guy's honesty or dishonesty. If you talk and look as if you know what you're doing, there's less chance the seller will try to take you for a ride at your expense. The only thing better than the *knowledge* you should now have is real *experience*. But that, too, will come in time.

I haven't forgotten my first attempt at purchasing a receiver and transmitter. If you follow these guidelines and suggestions, you can avoid the mistakes I made. I learned the hard way, but you don't have to. So go get 'em, tiger. And good luck! ■

The old and the new together: an Icom IC-730 transceiver sits atop an "odd couple." Left is a Hallicrafters HT-37 transmitter, vintage 1960, which listed for \$450 new. At the right is a Hammarlund HQ-145-X receiver, vintage 1961, which listed for \$285 new. Combined, they weigh 122 pounds! By comparison, the IC-730 will do everything the older pair will do, and comes in a package less than 4 x 10 x 11 inches! The 1981 vintage Icom lists for \$829. The older pair can be purchased now for about half their original price.

#### Acknowledgement

My thanks to N4BGU and KA4YBJ for their assistance in assembling equipment for photos. Also a special thank you to KZ4J for his photo of "The old and the new together."

dition. He may be more little things that you may experienced at spotting overlook.

Even without the help of a friend, if you have pre-

## "ELEGANT"

### DESIGNED FOR THE PARTICULAR HAM. CLUTTERFREE CONSOLES

**PRICES START AT \$203.35**  
**SEND FOR FREE BROCHURE**

**CLUTTERFREE MODULAR CONSOLES** P.O. BOX 5103 TACOMA, WA. 98405 (206) 759 1611



# Our new RTTY headquarters



**We've grown to meet the needs of Amateur and Commercial communications around the world.**

## **COME SEE THE ATR-6800...**

Now available with TELEX/Radio interface, data encryption (DES algorithm or Microlog's "CRYPTOLEX"), time diversity, full duplex, ARQ code operation, expanded memory (12K CMOS RAM or 128K "BUBBLE") for your commercial communications applications, plus automatic computer training program modules for Morse code, Triads etc.

## **THE ACT-1...**

The Amateur's answer for an economical full feature CW/RTTY/SSTV system. Just listen for someone on the air complimenting his new RTTY station; it'll probably be another ACT-1 user! It's easy to hook up, easy to operate and easy on the pocketbook.

Get a live "ON-THE-AIR" demo of your favorite MICROLOG systems at our new engineering and manufacturing facility in Gaithersburg, Maryland, conveniently located near the Montgomery County Airpark. You can operate the N3JL station on HF, VHF or just tune around the bands. The new address for our manufacturing and demo station is 18713 Mooney Dr. (like the airplane), Gaithersburg, Maryland 20879.

For technical assistance call (301) 258-8400.

(301) 948-5307 is still the number for our executive and accounting offices. TELEX: 908778.

**MICROLOG**<sup>51</sup>  
INNOVATORS IN DIGITAL COMMUNICATION



# TUFTS ELECTRONICS

61 Lowell Rd., Hudson, N.H. 03051

9-6 Daily (603) 883-5005 12-5 Sunday

TUFTS ELECTRONICS is pleased to introduce our two newly affiliated stores. ARLINGTON RADIO is a new store serving the greater BOSTON area. Their speciality is a new system of CONSIGNED sales with an automatic mark-down every thirty days. BUZZARDS BAY ELECTRONICS is an established electronic supplier serving CAPE COD and the PROVIDENCE area. TUFTS ELECTRONICS will be establishing a few more affiliate stores to make your shopping more convenient. For details on how to become an affiliate store contact our main office in HUDSON, NH.

**BUZZARDS BAY ELECTRONICS**  
196 Main Street  
Buzzards Bay, Mass 02532  
617-759-3376

**DISCOUNTS - FREE CATALOG - EXPORTS - PACKAGES**

the indispensable  
**BIT 43**  
THRULINE  
WATTMETER



Power Range	Frequency Bands (MHz)				
	2-30	25-50	100-250	200-500	400-1000
5 watts	5A	5A	5D	5D	5E
10 watts	10A	10A	10D	10D	10E
25 watts	25A	25A	25D	25D	25E
50 watts	50A	50A	50D	50D	50E
100 watts	100A	100A	100D	100D	100E
250 watts	250A	250A	250D	250D	250E
500 watts	500A	500A	500D	500D	500E
1000 watts	1000A	1000A	1000D	1000D	1000E
2500 watts	2500A				
5000 watts	5000A				

**ALLIANCE MFG**  
HD-73 DUAL SPEED AMPLIFIER MOTOR RESISTOR  
U-100 TV ROTOR 142/EL ROTOR FOR OSCAR I

**ANTEK ANTENNAS**  
HT-1 ALL BAND MOBILE ANTENNA 80-10 METERS

**ASTRON CORP**  
RS-86 4AP 12VDC REGULATED POWER SUPPLY  
RS-78 7 AMP 12VDC REGULATED POWER SUPPLY  
RS-124 12 AMP 12VDC REGULATED POWER SUPPLY  
RS-204 20 AMP 12VDC REGULATED POWER SUPPLY  
RS-200 20 AMP 12VDC REG POWER SUPPLY REFERED  
RS-354 35 AMP 12VDC REGULATED POWER SUPPLY  
RS-350 35 AMP 12VDC REG POWER SUPPLY REFERED  
RS-504 50 AMP REGULATED 12VDC SUPPLY  
VS-200 20 AMP SUPPLY WITH DUAL METERS  
VS-350 35 AMP SUPPLY WITH DUAL METERS  
L2-115 SOLID STATE INVERTER 12VDC TO 117AC 200W

**B&W LOADS AND WATTMETERS**  
374 DUMMY LOAD WATTMETER TO 3000HZ 1500WATTS  
1244 DUMMY LOAD WATTMETER TO 3000HZ 1000WATTS  
333 DUMMY LOAD WATTMETER TO 3000HZ 250WATTS  
124 DUMMY LOAD TO 300 MHZ 1500 WATTS  
371-1 96 AMPLIFIER 125 STEPS TO 6125 2500MHZ  
361-2 ELECTRONIC TVR SWITCH 115VAC

**B&W COAX SWITCHES**  
375 5 POSITION AUTO/GROUND UNMATED POS  
376 5 POSITION SIXTH POS GROUNDS ALL POS  
377 110 VAC ANT CHANGOVER RELAY  
590 5 POSITION NON GROUNDING  
590-2 5 POS AUTO-GROUND UNMATED POS  
593 3 POS WITH AUTO-GROUND UNMATED POS  
594 2 POLE 2 POSITION  
595 4 POS WITH AUTO-GROUND ALL UNMATED POS

**BIRD ELECTRONICS**  
4431 WATT METER SPECIFY 80-230V OR TYPE N  
4431 WATTMETER W/VARIABLES OR TAP  
2-25 MHZ ELEMENTS SPECIFY POWER AND FREQ  
25-1000MHZ ELEMENTS SPECIFY POWER AND FREQUENCY  
LC-1 CARRYING CASE FOR 843  
4340 7-35 MHZ 2W WATTMETER  
4342 4W AMPLIFIER WATTMETER

**BEARCAT**  
BC-350 7 BAND 50 CHANNEL INCLUDES AIRCRAFT  
BC-300 7 BAND 50 CHANNEL INCLUDES AIRCRAFT  
BC-250 7 BAND 50 CHANNEL STORE AND RECALL  
BC-200 7 BAND 50 CHANNEL INCLUDES AIRCRAFT  
BC-210XL 6 BAND 10 CHANNEL W/SEARCH & HOLD  
BC-1000 HANDEDLE 8 BAND 12 CHANNELS/SYNTHESIZED

**BENCHER**  
BY-1 IAMBIC PADDLE HEAVY BLACK CASE  
BY-2 DELUXE IAMBIC PADDLE HEAVY CHROME BASE  
1A-1A BALLUN 1.5-30 MHZ  
1A-2A BALLUN 1A-20 MHZ WITH HDW FOR 2" BOOP  
X1-2 RUBID ON TUBES  
S1467-10 LOWER PART SUPPORT (CD43)  
S1467-10 LOWER PART SUPPORT (HAW-10V124)

**CONNELL - DUBILIER ROTORS**  
CD-45 6.5 50 FT WIND LOAD IN TOWER INSTALL  
HRV-15 15 50 FT WIND LOAD AREA INTERM INSTALL  
127 30 80 FT WIND LOAD AREA IN TOWER INSTALL  
S1467-10 LOWER PART SUPPORT (CD43)  
S1467-10 LOWER PART SUPPORT (HAW-10V124)

**COBRA CB**  
196FL DIGITAL LED CHANNEL DISPLAY  
216FL DIGITAL LED CHANNEL DISPLAY  
216FL DIGITAL/DYNAMIC/DELTA TUNE/DELUXE  
1486TL AM/SSB/RP GAIN/VOICE LOCK  
1486TL AM/SSB/RP GAIN/VOICE LOCK  
1428TL AM/SSB BASE/DYNAMIC/VOICE LOCK  
2000DRL AM/SSB BASE W/FREQUENCY COAXIAL  
476LL IN SWR SWR/STATED PUSH BUTTON  
503LR IN DASH CD/AM/FM/STEREO CASSETTE  
446TL REMOTE HIDE-AWAY CB RADIO  
CH6306 4 FOOT EXT CABLE FOR HAWTL  
S1467-10 LOWER PART SUPPORT (CD43)  
S1467-10 LOWER PART SUPPORT (HAW-10V124)  
HAND MIC REPLACEMENT HAND MIC 4 OR 5 PIN

**COAX CABLES**  
302 30 FT RG-58U W/PFL-259 BOTH ENDS  
313 35 FT RG-58U W/PFL-259 BOTH ENDS  
320 20 FT RG-58U W/PFL-259 BOTH ENDS  
320 30 FT RG-58U W/PFL-259 BOTH ENDS  
320 40 FT RG-58U W/PFL-259 BOTH ENDS  
320 50 FT RG-58U W/PFL-259 BOTH ENDS  
320 60 FT RG-58U W/PFL-259 BOTH ENDS  
320 75 FT RG-58U W/PFL-259 BOTH ENDS  
320 100 FT RG-58U W/PFL-259 BOTH ENDS  
320 150 FT RG-58U W/PFL-259 BOTH ENDS  
320 200 FT RG-58U W/PFL-259 BOTH ENDS  
320 250 FT RG-58U W/PFL-259 BOTH ENDS  
320 300 FT RG-58U W/PFL-259 BOTH ENDS  
320 400 FT RG-58U W/PFL-259 BOTH ENDS  
320 500 FT RG-58U W/PFL-259 BOTH ENDS  
320 600 FT RG-58U W/PFL-259 BOTH ENDS  
320 750 FT RG-58U W/PFL-259 BOTH ENDS  
320 1000 FT RG-58U W/PFL-259 BOTH ENDS  
320 1500 FT RG-58U W/PFL-259 BOTH ENDS  
320 2000 FT RG-58U W/PFL-259 BOTH ENDS  
320 2500 FT RG-58U W/PFL-259 BOTH ENDS  
320 3000 FT RG-58U W/PFL-259 BOTH ENDS  
320 4000 FT RG-58U W/PFL-259 BOTH ENDS  
320 5000 FT RG-58U W/PFL-259 BOTH ENDS  
320 6000 FT RG-58U W/PFL-259 BOTH ENDS  
320 7500 FT RG-58U W/PFL-259 BOTH ENDS  
320 10000 FT RG-58U W/PFL-259 BOTH ENDS

**CUBSCRAFT HF ANTENNAS**  
A17-A 8 ELEMENT 1.7 WAVELENGTH BEAM 8 METERS  
A220-1 220-225 MHZ 7 ELEMENT BEAM  
A220-11 220-225 MHZ 11 ELEMENT BEAM  
A444-A 444 MHZ 4 ELEMENT BEAM  
A444-11 444 MHZ 11 ELEMENT BEAM  
A888-208 220-225 MHZ RINGO RANGER  
A888-408 440-445 MHZ RINGO RANGER  
A888-608 660-665 MHZ RINGO RANGER  
A888-808 880-885 MHZ RINGO RANGER  
A888-1008 1100-1105 MHZ RINGO RANGER  
A888-1208 1320-1325 MHZ RINGO RANGER  
A888-1408 1540-1545 MHZ RINGO RANGER  
A888-1608 1760-1765 MHZ RINGO RANGER  
A888-1808 1980-1985 MHZ RINGO RANGER  
A888-2008 2200-2205 MHZ RINGO RANGER  
A888-2208 2420-2425 MHZ RINGO RANGER  
A888-2408 2640-2645 MHZ RINGO RANGER  
A888-2608 2860-2865 MHZ RINGO RANGER  
A888-2808 3080-3085 MHZ RINGO RANGER  
A888-3008 3300-3305 MHZ RINGO RANGER  
A888-3208 3520-3525 MHZ RINGO RANGER  
A888-3408 3740-3745 MHZ RINGO RANGER  
A888-3608 3960-3965 MHZ RINGO RANGER  
A888-3808 4180-4185 MHZ RINGO RANGER  
A888-4008 4400-4405 MHZ RINGO RANGER  
A888-4208 4620-4625 MHZ RINGO RANGER  
A888-4408 4840-4845 MHZ RINGO RANGER  
A888-4608 5060-5065 MHZ RINGO RANGER  
A888-4808 5280-5285 MHZ RINGO RANGER  
A888-5008 5500-5505 MHZ RINGO RANGER  
A888-5208 5720-5725 MHZ RINGO RANGER  
A888-5408 5940-5945 MHZ RINGO RANGER  
A888-5608 6160-6165 MHZ RINGO RANGER  
A888-5808 6380-6385 MHZ RINGO RANGER  
A888-6008 6600-6605 MHZ RINGO RANGER  
A888-6208 6820-6825 MHZ RINGO RANGER  
A888-6408 7040-7045 MHZ RINGO RANGER  
A888-6608 7260-7265 MHZ RINGO RANGER  
A888-6808 7480-7485 MHZ RINGO RANGER  
A888-7008 7700-7705 MHZ RINGO RANGER  
A888-7208 7920-7925 MHZ RINGO RANGER  
A888-7408 8140-8145 MHZ RINGO RANGER  
A888-7608 8360-8365 MHZ RINGO RANGER  
A888-7808 8580-8585 MHZ RINGO RANGER  
A888-8008 8800-8805 MHZ RINGO RANGER  
A888-8208 9020-9025 MHZ RINGO RANGER  
A888-8408 9240-9245 MHZ RINGO RANGER  
A888-8608 9460-9465 MHZ RINGO RANGER  
A888-8808 9680-9685 MHZ RINGO RANGER  
A888-9008 9900-9905 MHZ RINGO RANGER  
A888-9208 10120-10125 MHZ RINGO RANGER  
A888-9408 10340-10345 MHZ RINGO RANGER  
A888-9608 10560-10565 MHZ RINGO RANGER  
A888-9808 10780-10785 MHZ RINGO RANGER  
A888-10008 11000-11005 MHZ RINGO RANGER  
A888-10208 11220-11225 MHZ RINGO RANGER  
A888-10408 11440-11445 MHZ RINGO RANGER  
A888-10608 11660-11665 MHZ RINGO RANGER  
A888-10808 11880-11885 MHZ RINGO RANGER  
A888-11008 12100-12105 MHZ RINGO RANGER  
A888-11208 12320-12325 MHZ RINGO RANGER  
A888-11408 12540-12545 MHZ RINGO RANGER  
A888-11608 12760-12765 MHZ RINGO RANGER  
A888-11808 12980-12985 MHZ RINGO RANGER  
A888-12008 13200-13205 MHZ RINGO RANGER  
A888-12208 13420-13425 MHZ RINGO RANGER  
A888-12408 13640-13645 MHZ RINGO RANGER  
A888-12608 13860-13865 MHZ RINGO RANGER  
A888-12808 14080-14085 MHZ RINGO RANGER  
A888-13008 14300-14305 MHZ RINGO RANGER  
A888-13208 14520-14525 MHZ RINGO RANGER  
A888-13408 14740-14745 MHZ RINGO RANGER  
A888-13608 14960-14965 MHZ RINGO RANGER  
A888-13808 15180-15185 MHZ RINGO RANGER  
A888-14008 15400-15405 MHZ RINGO RANGER  
A888-14208 15620-15625 MHZ RINGO RANGER  
A888-14408 15840-15845 MHZ RINGO RANGER  
A888-14608 16060-16065 MHZ RINGO RANGER  
A888-14808 16280-16285 MHZ RINGO RANGER  
A888-15008 16500-16505 MHZ RINGO RANGER  
A888-15208 16720-16725 MHZ RINGO RANGER  
A888-15408 16940-16945 MHZ RINGO RANGER  
A888-15608 17160-17165 MHZ RINGO RANGER  
A888-15808 17380-17385 MHZ RINGO RANGER  
A888-16008 17600-17605 MHZ RINGO RANGER  
A888-16208 17820-17825 MHZ RINGO RANGER  
A888-16408 18040-18045 MHZ RINGO RANGER  
A888-16608 18260-18265 MHZ RINGO RANGER  
A888-16808 18480-18485 MHZ RINGO RANGER  
A888-17008 18700-18705 MHZ RINGO RANGER  
A888-17208 18920-18925 MHZ RINGO RANGER  
A888-17408 19140-19145 MHZ RINGO RANGER  
A888-17608 19360-19365 MHZ RINGO RANGER  
A888-17808 19580-19585 MHZ RINGO RANGER  
A888-18008 19800-19805 MHZ RINGO RANGER  
A888-18208 20020-20025 MHZ RINGO RANGER  
A888-18408 20240-20245 MHZ RINGO RANGER  
A888-18608 20460-20465 MHZ RINGO RANGER  
A888-18808 20680-20685 MHZ RINGO RANGER  
A888-19008 20900-20905 MHZ RINGO RANGER  
A888-19208 21120-21125 MHZ RINGO RANGER  
A888-19408 21340-21345 MHZ RINGO RANGER  
A888-19608 21560-21565 MHZ RINGO RANGER  
A888-19808 21780-21785 MHZ RINGO RANGER  
A888-20008 22000-22005 MHZ RINGO RANGER  
A888-20208 22220-22225 MHZ RINGO RANGER  
A888-20408 22440-22445 MHZ RINGO RANGER  
A888-20608 22660-22665 MHZ RINGO RANGER  
A888-20808 22880-22885 MHZ RINGO RANGER  
A888-21008 23100-23105 MHZ RINGO RANGER  
A888-21208 23320-23325 MHZ RINGO RANGER  
A888-21408 23540-23545 MHZ RINGO RANGER  
A888-21608 23760-23765 MHZ RINGO RANGER  
A888-21808 23980-23985 MHZ RINGO RANGER  
A888-22008 24200-24205 MHZ RINGO RANGER  
A888-22208 24420-24425 MHZ RINGO RANGER  
A888-22408 24640-24645 MHZ RINGO RANGER  
A888-22608 24860-24865 MHZ RINGO RANGER  
A888-22808 25080-25085 MHZ RINGO RANGER  
A888-23008 25300-25305 MHZ RINGO RANGER  
A888-23208 25520-25525 MHZ RINGO RANGER  
A888-23408 25740-25745 MHZ RINGO RANGER  
A888-23608 25960-25965 MHZ RINGO RANGER  
A888-23808 26180-26185 MHZ RINGO RANGER  
A888-24008 26400-26405 MHZ RINGO RANGER  
A888-24208 26620-26625 MHZ RINGO RANGER  
A888-24408 26840-26845 MHZ RINGO RANGER  
A888-24608 27060-27065 MHZ RINGO RANGER  
A888-24808 27280-27285 MHZ RINGO RANGER  
A888-25008 27500-27505 MHZ RINGO RANGER  
A888-25208 27720-27725 MHZ RINGO RANGER  
A888-25408 27940-27945 MHZ RINGO RANGER  
A888-25608 28160-28165 MHZ RINGO RANGER  
A888-25808 28380-28385 MHZ RINGO RANGER  
A888-26008 28600-28605 MHZ RINGO RANGER  
A888-26208 28820-28825 MHZ RINGO RANGER  
A888-26408 29040-29045 MHZ RINGO RANGER  
A888-26608 29260-29265 MHZ RINGO RANGER  
A888-26808 29480-29485 MHZ RINGO RANGER  
A888-27008 29700-29705 MHZ RINGO RANGER  
A888-27208 29920-29925 MHZ RINGO RANGER  
A888-27408 30140-30145 MHZ RINGO RANGER  
A888-27608 30360-30365 MHZ RINGO RANGER  
A888-27808 30580-30585 MHZ RINGO RANGER  
A888-28008 30800-30805 MHZ RINGO RANGER  
A888-28208 31020-31025 MHZ RINGO RANGER  
A888-28408 31240-31245 MHZ RINGO RANGER  
A888-28608 31460-31465 MHZ RINGO RANGER  
A888-28808 31680-31685 MHZ RINGO RANGER  
A888-29008 31900-31905 MHZ RINGO RANGER  
A888-29208 32120-32125 MHZ RINGO RANGER  
A888-29408 32340-32345 MHZ RINGO RANGER  
A888-29608 32560-32565 MHZ RINGO RANGER  
A888-29808 32780-32785 MHZ RINGO RANGER  
A888-30008 33000-33005 MHZ RINGO RANGER  
A888-30208 33220-33225 MHZ RINGO RANGER  
A888-30408 33440-33445 MHZ RINGO RANGER  
A888-30608 33660-33665 MHZ RINGO RANGER  
A888-30808 33880-33885 MHZ RINGO RANGER  
A888-31008 34100-34105 MHZ RINGO RANGER  
A888-31208 34320-34325 MHZ RINGO RANGER  
A888-31408 34540-34545 MHZ RINGO RANGER  
A888-31608 34760-34765 MHZ RINGO RANGER  
A888-31808 34980-34985 MHZ RINGO RANGER  
A888-32008 35200-35205 MHZ RINGO RANGER  
A888-32208 35420-35425 MHZ RINGO RANGER  
A888-32408 35640-35645 MHZ RINGO RANGER  
A888-32608 35860-35865 MHZ RINGO RANGER  
A888-32808 36080-36085 MHZ RINGO RANGER  
A888-33008 36300-36305 MHZ RINGO RANGER  
A888-33208 36520-36525 MHZ RINGO RANGER  
A888-33408 36740-36745 MHZ RINGO RANGER  
A888-33608 36960-36965 MHZ RINGO RANGER  
A888-33808 37180-37185 MHZ RINGO RANGER  
A888-34008 37400-37405 MHZ RINGO RANGER  
A888-34208 37620-37625 MHZ RINGO RANGER  
A888-34408 37840-37845 MHZ RINGO RANGER  
A888-34608 38060-38065 MHZ RINGO RANGER  
A888-34808 38280-38285 MHZ RINGO RANGER  
A888-35008 38500-38505 MHZ RINGO RANGER  
A888-35208 38720-38725 MHZ RINGO RANGER  
A888-35408 38940-38945 MHZ RINGO RANGER  
A888-35608 39160-39165 MHZ RINGO RANGER  
A888-35808 39380-39385 MHZ RINGO RANGER  
A888-36008 39600-39605 MHZ RINGO RANGER  
A888-36208 39820-39825 MHZ RINGO RANGER  
A888-36408 40040-40045 MHZ RINGO RANGER  
A888-36608 40260-40265 MHZ RINGO RANGER  
A888-36808 40480-40485 MHZ RINGO RANGER  
A888-37008 40700-40705 MHZ RINGO RANGER  
A888-37208 40920-40925 MHZ RINGO RANGER  
A888-37408 41140-41145 MHZ RINGO RANGER  
A888-37608 41360-41365 MHZ RINGO RANGER  
A888-37808 41580-41585 MHZ RINGO RANGER  
A888-38008 41800-41805 MHZ RINGO RANGER  
A888-38208 42020-42025 MHZ RINGO RANGER  
A888-38408 42240-42245 MHZ RINGO RANGER  
A888-38608 42460-42465 MHZ RINGO RANGER  
A888-38808 42680-42685 MHZ RINGO RANGER  
A888-39008 42900-42905 MHZ RINGO RANGER  
A888-39208 43120-43125 MHZ RINGO RANGER  
A888-39408 43340-43345 MHZ RINGO RANGER  
A888-39608 43560-43565 MHZ RINGO RANGER  
A888-39808 43780-43785 MHZ RINGO RANGER  
A888-40008 44000-44005 MHZ RINGO RANGER  
A888-40208 44220-44225 MHZ RINGO RANGER  
A888-40408 44440-44445 MHZ RINGO RANGER  
A888-40608 44660-44665 MHZ RINGO RANGER  
A888-40808 44880-44885 MHZ RINGO RANGER  
A888-41008 45100-45105 MHZ RINGO RANGER  
A888-41208 45320-45325 MHZ RINGO RANGER  
A888-41408 45540-45545 MHZ RINGO RANGER  
A888-41608 45760-45765 MHZ RINGO RANGER  
A888-41808 45980-45985 MHZ RINGO RANGER  
A888-42008 46200-46205 MHZ RINGO RANGER  
A888-42208 46420-46425 MHZ RINGO RANGER  
A888-42408 46640-46645 MHZ RINGO RANGER  
A888-42608 46860-46865 MHZ RINGO RANGER  
A888-42808 47080-47085 MHZ RINGO RANGER  
A888-43008 47300-47305 MHZ RINGO RANGER  
A888-43208 47520-47525 MHZ RINGO RANGER  
A888-43408 47740-47745 MHZ RINGO RANGER  
A888-43608 47960-47965 MHZ RINGO RANGER  
A888-43808 48180-48185 MHZ RINGO RANGER  
A888-44008 48400-48405 MHZ RINGO RANGER  
A888-44208 48620-48625 MHZ RINGO RANGER  
A888-44408 48840-48845 MHZ RINGO RANGER  
A888-44608 49060-49065 MHZ RINGO RANGER  
A888-44808 49280-49285 MHZ RINGO RANGER  
A888-45008 49500-49505 MHZ RINGO RANGER  
A888-45208 49720-49725 MHZ RINGO RANGER  
A888-45408 49940-49945 MHZ RINGO RANGER  
A888-45608 50160-50165 MHZ RINGO RANGER  
A888-45808 50380-50385 MHZ RINGO RANGER  
A888-46008 50600-50605 MHZ RINGO RANGER  
A888-46208 50820-50825 MHZ RINGO RANGER  
A888-46408 51040-51045 MHZ RINGO RANGER  
A888-46608 51260-51265 MHZ RINGO RANGER  
A888-46808 51480-51485 MHZ RINGO RANGER  
A888-47008 51700-51705 MHZ RINGO RANGER  
A888-47208 51920-51925 MHZ RINGO RANGER  
A888-47408 52140-52145 MHZ RINGO RANGER  
A888-47608 52360-52365 MHZ RINGO RANGER  
A888-47808 52580-52585 MHZ RINGO RANGER  
A888-48008 52800-52805 MHZ RINGO RANGER  
A888-48208 53020-53025 MHZ RINGO RANGER  
A888-48408 53240-53245 MHZ RINGO RANGER  
A888-48608 53460-53465 MHZ RINGO RANGER  
A888-48808 53680-53685 MHZ RINGO RANGER  
A888-49008 53900-53905 MHZ RINGO RANGER  
A888-49208 54120-54125 MHZ RINGO RANGER  
A888-49408 54340-54345 MHZ RINGO RANGER  
A888-49608 54560-54565 MHZ RINGO RANGER  
A888-49808 54780-54785 MHZ RINGO RANGER  
A888-50008 55000-55005 MHZ RINGO RANGER  
A888-50208 55220-55225 MHZ RINGO RANGER  
A888-50408 55440-55445 MHZ RINGO RANGER  
A888-50608 55660-55665 MHZ RINGO RANGER  
A888-50808 55880-55885 MHZ RINGO RANGER  
A888-51008 56100-56105 MHZ RINGO RANGER  
A888-51208 56320-56325 MHZ RINGO RANGER  
A888-51408 56540-56545 MHZ RINGO RANGER  
A888-51608 56760-56765 MHZ RINGO RANGER  
A888-51808 56980-56985 MHZ RINGO RANGER  
A888-52008 57200-57205 MHZ RINGO RANGER  
A888-52208 57420-57425 MHZ RINGO RANGER  
A888-52408 57640-57645 MHZ RINGO RANGER  
A888-52608 57860-57865 MHZ RINGO RANGER  
A888-52808 58080-58085 MHZ RINGO RANGER  
A888-53008 58300-58305 MHZ RINGO RANGER  
A888-53208 58520-58525 MHZ RINGO RANGER  
A888-53408 58740-58745 MHZ RINGO RANGER  
A888-53608 58960-58965 MHZ RINGO RANGER  
A888-53808 59180-59185 MHZ RINGO RANGER  
A888-54008 59400-59405 MHZ RINGO RANGER  
A888-54208 59620-59625 MHZ RINGO RANGER  
A888-54408 59840-59845 MHZ RINGO RANGER  
A888-54608 60060-60065 MHZ RINGO RANGER  
A888-54808 60280-60285 MHZ RINGO RANGER  
A888-55008 60500-60505 MHZ RINGO RANGER  
A888-55208 60720-60725 MHZ RINGO RANGER  
A888-55408 60940-60945 MHZ RINGO RANGER  
A888-5







# SAVE on Computer Age HAM Accessories at AES



**AEA**  
MBA-RO Basic CW/ASCII/Baudot reader ..... \$299.95  
MBA-RC Deluxe reader/code converter ..... 399.95



**DRAKE**  
Theta 7000E Communication terminal .... \$1095.00



**HAL**  
DS-3100 ASR ASCII/Baudot/Morse terminal \$2195.00  
DS-3100 w/MS-03100 Message store option ... 2790.00  
CWR-685A Telereader ..... 995.00  
CT-2100 Communications receive terminal .... 845.00  
KB-2100 Keyboard ..... 175.00  
MSG-2100 Message storage ROM ..... 25.00  
RM-2100 Rack mounting kit ..... 25.00  
DS-2050 KSR ASCII/Baudot/TX morse terminal 649.00  
MR-2000 Morse receive option ..... 159.00  
DS-2050 w/MR-2000 Morse receive option..... 808.00  
ST-6000 Demodulator/keyer w/osc. tuning..... 699.00  
ST-5000 Demodulator/keyer ..... 249.00



**IRL**  
FSK-1000 RTTY demodulator ..... \$498.00  
FSK-1020 AFSK Keyer ..... 47.00  
FSK-1000 w/FSK-1020 installed ..... 545.00  
FSK-500 Basic RTTY demodulator ..... 249.00  
FSK-510 Loop supply (plug-in) ..... 29.00  
FSK-500 w/FSK-510 installed ..... 278.00



**KANTRONICS**  
Field Day II CW/RTTY reader ..... \$449.95  
Mini-Reader CW/RTTY reader ..... 289.95  
Micro-RTTY CW to RTTY send/rec. converter ... 299.95


## IMPORTANT!

The prices shown in this ad are suggested by the Manufacturer. On most MAJOR items we can give you a Big Discount. Just Call Toll Free 1-800-558-0411 & ask for Paul Sirbinski.

**MFJ**  
MFJ-494 CW/Baudot/ASCII super keyboard . \$279.95  
MFJ-496 Super keyboard II ..... 339.95  
MFJ-53 AFSK plug-in module ..... 39.95  
MFJ-54 Loop keying plug-in module..... 29.95  
MFJ-61 Clock module for MFJ-496 ..... 29.95



**MICROLOG**  
ATR-6800 CW/RTTY/SSTV terminal ..... \$2370.00  
ATR-6800 w/9" monitor ..... 2495.00  
80 column dot matrix printer ..... 695.00  
Printer bought w/Microlog major unit ..... 650.00  
AKB-1 Deluxe programmable keyboard ..... 449.00  
AVR-2 CW/RTTY/ASCII/AFSK demodulator 599.00  
AKB/AVR Split screen system w/mod. .... 1099.00



**MACROTRONICS**  
Terminal T1 Comm. terminal for TRS-80 .. \$499.00  
Terminal T3 Comm. term. - Model-3 TRS-80 499.00  
TA-650 Ham interface for Apple II ..... 499.00



**ROBOT**  
Model 800 ASCII/Baudot/CW terminal ..... \$895.00



**ROBOT**  
Model 400 SSTV scan converter ..... \$795.00  
RF-1 RF video modulator board ..... 29.00

**B&W TV CAMERA**  
RCA TC-1000 ..... \$290.00



**B&W TV MONITORS**  
ELECTROHOME ESM-914 9" ..... \$169.00  
NEC JB-1201 M(A) 12" (green screen) ..... 199.95  
RCA TC-1110 9" ..... 215.00  
RCA TC-1209 10" ..... 305.00  
RCA TC-1217 17" ..... 500.00  
PANASONIC TR-930 9" (pictured) ..... 185.00  
SANYO 9" ..... 199.00  
SANYO 12" ..... 229.00  
SANYO 15" ..... 279.00

Call Toll Free: 1-800-558-0411

In Wisconsin (outside Milwaukee Metro Area)  
1-800-242-5195

# AMATEUR ELECTRONIC SUPPLY<sup>®</sup> Inc.

4828 W. Fond du Lac Avenue; Milwaukee, WI 53216 - Phone (414) 442-4200

## AES BRANCH STORES

## ASSOCIATE STORE

WICKLIFFE, Ohio 44092  
28940 Euclid Avenue  
Phone (216) 585-7388  
Ohio Wats 1-800-362-0290  
Outside Ohio 1-800-321-3594

ORLANDO Florida 32803  
621 Commonwealth Ave.  
Phone (305) 894-3238  
Fla. Wats 1-800-432-9424  
Outside Fla. 1-800-327-1917

LAS VEGAS, Nevada 89106  
1072 N. Rancho Drive  
Phone (702) 647-3114  
Pete WA8PZA & Squeak AD7K  
Outside Nev. 1-800-634-6227

ERICKSON COMMUNICATIONS  
CHICAGO, Illinois 60630  
5456 N. Milwaukee Avenue  
Phone (312) 631-5181  
Outside ILL. 1-800-621-5802

New AES Branch Store - 1898 Drew Street • CLEARWATER, FLORIDA 33515 • Phone (813) 461-4267





# IMPROVE YOUR MORSE SKILLS

WITH THE  
  
**MODEL KT-1  
 KEYER TRAINER**

## FEATURES INCLUDE:

- PRECISE SPEED CONTROL
- 24,000 CHARACTER PSEUDO-RANDOM LOOP WITH 10 STARTING POINTS AND FREE ANSWER BOOK
- EXCLUSIVE AUTOMATIC SPEED INCREASE
- RANDOM PRACTICE MODE
- OPERATES FROM 12 VDC

call or visit:

**DERRICK ELECTRONICS**  
 714 West Kenosha  
 Broken Arrow, OK 74012  
 TOLL FREE (800) 331-3688

**AEA**  
 Brings you the  
 Breakthrough!

## UPDATE YOUR 2M RIG

### SCANNERS:

#### IC2AT

KENWOOD TR7400 A, TR7600, IC22S  
 & TR7625

TEMPO (S-1, S-1A, S-2, S-5)

KDK 2015, KDK 2016A,

YAESU FT227R

MIDLAND 13-510, 13-513

CLEGG FM-28

KIT PRICE \$39.95

(TEMPO & IC2AT

PREASSEMBLED ONLY)

SPECIAL PREASSEMBLED: REG.

\$59.95 SPECIAL NOW \$49.95

### AUTO-RESUME SCAN MODULES \$24.95

YAESU: FT227RA, FT227RB,

FT 207R, CPU2500R

AZDEN: PCS2000, PCS2880,

ICOM: IC255A

### FM ADAPTER NOW AVAILABLE

CONVERTS EXISTING HF

TRANSCEIVERS TO

10-M FM

Kit \$39.95

Preassembled \$49.95

INCLUDE \$1.50 FOR  
 POSTAGE AND HANDLING PER ITEM

**AED ELECTRONICS**

Tel: 514-737-7293

P.O. Box 730, Snowdon Station  
 Montreal Quebec H3X 3X8 Canada

✓ 3

## PORTA-PEATER™ INSTANT REPEATER

Command and control module makes an instant repeater from any 2 radios with absolutely no modifications to the radios. Interfaces via the external speaker and mic jacks. Perfect for a personal, emergency, or fixed repeater. Write or call for detailed data manual. We accept VISA and M/C. Request catalog.

- 4 individual CW-IDs (1K PROM)
- VOX—COR, COR triggers
- Adj. 0-15 min. ID cycle timer
- Adj. 0-15 min. Time Out timer
- Adj. 0-30 sec. hang timer
- Adj. 20db local mic amp
- True repeater beacon, or manual modes
- 250 volt switching capability
- Complete gain/interface controls
- Complete technical manual
- PCB size 5 3/4" x 5 3/4"
- 22 pin edgcard interface

**Assembled,  
 Tested,  
 Burned In,  
 Programmed  
 (Inc. \$3. postage)**

**\$99.<sup>00</sup>**

✓ 302

## W-S ENGINEERING

P.O. BOX 58

PINE HILL, N.J. 08021

24 HR. PHONE: 201-852-0269

## THE AUTEK "QRM ELIMINATOR"



**Model QF-1A  
 For SSB & CW  
 \$73.00**

115 VAC supply built-in. Filter by-passed when off.

Auxiliary Notch rejects 80 to 11,000 Hz! Covers signals other notches can't touch.

Four main filter modes for any QRM situation.

Continuously variable main selectivity (to an incredible 20 Hz!)

Continuously variable main frequency. (250 to 2500 Hz)

AUTEK pioneered the ACTIVE AUDIO FILTER back in 1972. Today, we're still the engineering leader. Our new QF-1A is the latest example. It's INFINITELY VARIABLE. You vary selectivity 100:1 and frequency over the entire usable audio range. This lets you reject whistles with dual notches (to 70 dB), or reject SSB hiss and splatter with a fully adjustable lowpass plus aux. notch. Imagine what the NARROWEST CW FILTER MADE will do to QRM! HP rejects low frequencies. Skirts exceed 80 dB. 1 watt speaker amp.

Built-in 115 VAC supply. 6 1/2 x 5 x 2 1/2. Two-tone grey styling. Even latest rigs include only a fraction of the QF-1A selectivity. Yet it hooks up in minutes to ANY rig—Yaesu, Kenwood, Drake, Swan, Atlas, Tempo, Heath, Collins, Ten-Tec, etc. Just plug it into your phone jack and connect spkr. or phones to the output. Join the thousands of owners who now hear stations they couldn't copy without a QF-1A! It really works!

## WORLDS RECORD KEYER. OVER 4000 DX QSO'S IN 2 DAYS!



**Model MK-1 Keyer \$104.50**

Probably the most popular "professional" contest keyer in use, yet most owners are casual CW operators or novices. After a few minutes, you'll see how memory revolutionizes your CW operation! Just start sending and record your CQ, name, QTH, etc. in seconds. 1024 bits stores about 100 characters (letters, numbers). Playback at any speed. Dot/dash memories, triggered clock, repeat, combine, 5 to 50+ WPM, built-in monitor and 115 VAC supply. Works with any paddle. Sit back and relax while your MK-1 calls CQ and handles standard exchanges!

Optional memory expander (ME-1) expands any MK-1 to 400 characters. ME-1 factory installed \$35. Owner installed, only \$25. Add more memory now or later!

## NO LONG DELAYS. WE SHIP 95% OF ORDERS FROM STOCK

We sell only factory direct. No dealer markup in our price. Order with check, M.O., VISA, MC. We pay shipping in 48 states. Add 4% tax in Fla. Add \$3 to Canada, Hi., Ak. Add \$18 each elsewhere. (Shipped air.)

*Autek Research*

BOX 302S

ODESSA, FLORIDA 33556 • (813) 920-4349



# SOCIAL EVENTS

from page 61

22nd annual ARRL-approved Lafayette Amateur Radio Hamfest on Saturday and Sunday, March 13-14, 1982, at the Evangeline Downs Racetrack Club House facility, located directly off Highway 167, five miles north of Lafayette LA.

## WINCHESTER IN MAR 14

The Randolph Amateur Radio Association will hold its 3rd annual hamfest on Sunday, March 14, 1982, from 8:00 am to 5:00 pm at the National Guard Armory, Winchester IN. Tickets are \$2.00 in advance and \$3.00 at the door. Table space is \$2.50 and table space with table is \$5.00. Setup times are 6:00 pm to 8:00 pm on Saturday and 6:00 am to 8:00 am on Sunday. For reservations or additional information, contact RARA, PO Box 203, Winchester IN, or phone W9VJX at (317)-584-9361.

## MARSHALL MI MAR 20

The Southern Michigan ARS and the Calhoun County Repeater Association will hold the 21st annual Michigan Cross-

roads Hamfest on Saturday, March 20, 1982, at the Marshall High School, Marshall MI. Doors will open at 7:00 am for exhibitors and 8:00 am for buyers and lookers. Free parking, carry-in help, and full food service will be available at the school. Table space is \$.50 per foot and will be reserved until 9:00 am. Talk-in on .071.67 and .52. For more information, write SMARS, PO Box 934, Battle Creek MI 49016, or call Earl Goodrich at (616)-781-3554.

## GRAYSLAKE IL MAR 20

The Civil Air Patrol will hold its second annual spring hamfest on Saturday, March 20, 1982, at Lake County Fairgrounds, US 45 and 120, Grayslake IL. Donations are \$2.00 and tables are \$3.00. For more information and reservations, send an SASE to Captain Ed Rehm W9NXX, 637 Emerald Street, Mundelein IL 60060.

## FORT WALTON BEACH FL MAR 20-21

The Playground Amateur Radio Club will hold its 12th annual swapfest on Saturday,

March 20, 1982, from 8:00 am to 4:00 pm and Sunday, March 21, 1982, from 8:00 am to 3:00 pm at the Okaloosa County Fairgrounds, Fort Walton Beach FL.

## IRVINGTON NJ MAR 21

The Irvington RAC Hamfest will be held on Sunday, March 21, 1982, from 9:00 am to 4:00 pm at the P.A.L. Building, 285 Union Avenue, Irvington NJ. Take the Garden State Parkway to exit 143 north 143B south. Admission is \$1.00 and tables are \$3.00. Refreshments will be available. Talk-in on .34/.94 and .52. For additional information, call Ed WA2MYZ at (201)-687-3240 or write IRAC, P.A.L. Building, 285 Union Avenue, Irvington NJ 07111.

## JEFFERSON WI MAR 21

The Tri-County Amateur Radio Club will hold its annual hamfest on March 21, 1982, from 8:00 am to 3:00 pm at the Jefferson County Fairgrounds, Jefferson WI. Tickets are \$2.50 in advance and \$3.00 at the door. Tables are \$2.50 in advance and available at the door for \$3.50. Parking is free and there will be plenty of food, beer, and prizes. The grand prize will be awarded at 2:30 pm. Talk-in on 146.52 and 146.22/.82. For more information, advance tickets, and tables, send an SASE to Horace Hilker K9LJM, PO Box 204, 261 E. High Street, Milton WI 53563.

## COLUMBUS GA MAR 27-28

The Columbus Amateur Radio Club will hold its annual hamfest on March 27-28, 1982, at the Columbus Municipal Auditorium, Victory Drive (US 280) at the south end of 4th Avenue (Highway 27), Columbus GA, from 9:00 am to 5:00 pm on Saturday and from 9:00 am to 3:30 pm on Sunday. Features will include a flea market, free overnight parking at hamfest site for self-contained campers, free coffee and hot chocolate, inside exhibits, and many prizes (including a main prize of a Radio Shack TRS-80 Mod III). Ticket donations are 6 for \$5.00 or 13 for \$10.00. To reserve inside table space at \$3.00 per table per day, contact Jeannie Hunting K4RHU, 2701 Peabody Avenue, Columbus GA 31904, or call (404)-322-7001. Talk-in on .01/.61 N4BJZ/R. For additional

information, write CARC, PO Box 6336, Columbus GA 31905.

## ST. LOUIS MO MAR 27-28

The Gateway Amateur Radio Assn. will hold ARCH '82, an official ARRL convention, March 27-28, 1982, at the Chase Park-Plaza Hotel, St. Louis MO. Advance tickets are \$3.00. Features for the amateur radio operators and computer hobbyists will include a flea market, workshops, forums, major national exhibitors and dealers, prizes, ladies' activities, and a Saturday evening banquet. Special hotel accommodations will be available. For additional information, contact Gateway Amateur Radio Assn., PO Box 8432, St. Louis MO 63132, or phone (314)-361-4965.

## MADISON OH MAR 28

The Lake County Amateur Radio Association will hold its fourth annual Lake County Hamfest on Sunday, March 28, 1982, at Madison High School, Madison OH. Admission is \$2.50 in advance (send an SASE before March 14, 1982) and \$3.50 at the door. A table and display space is \$5.00 for a 6-foot table and \$6.50 for an 8-foot table. A table donation with a reservation will hold a space until 10:00 am. There will be plenty of free parking, commercial exhibits for ham and computerist, an inside flea market, door prize drawings hourly, and a main prize drawing at 3:05 pm. Hours will be from 8:00 am to 4:00 pm and vendors may set up at 6:00 am. Overnight accommodations are available within a 15-minute drive. Talk-in on 147.81/.21. Check-in on 146.52/.52. For further information or reservations, send an SASE to Lake County Hamfest Committee, 1326 East 349th Street, Eastlake OH 44094, or call (216)-953-9784.

## GRAYSLAKE IL MAR 28

The Libertyville and Mundelein Amateur Radio Society (LAMARS) will hold its annual hamfest on March 28, 1982, at the Lake County Fairgrounds, located at the intersection of Rtes. 120 and 45, Grayslake IL. Tickets are \$2.00 in advance or \$2.50 at the gate. Doors open at 8:00 am. Hot food and drink will be available, as well as 9-foot tables at \$5.00 per table. Prizes,

# CORRECTIONS

Readers who build the VE3CYC ATV project beginning on page 20 of this issue should include the following changes to make the converter more stable and less sensitive to antenna and feedline changes:

1) Install the MRF901 transistors from the foil side of the board.

2) Referring to Fig. 8 in the article, add a 68-Ohm resistor directly across the 440-MHz input cable on the circuit board. Solder one end of the resistor to the stripline near the center conductor of the coax. The other end of the resistor should be soldered directly to the circuit board ground foil.

Jeff DeTray WB8BTH  
73 Magazine Staff

The schematics in "TVRO Signal Source" (page 46, January, 1982), are missing a resistor between the +12-V terminal and the collector of the oscillator transistor. This part should be added to Figs. 1 and 2.

Tim Daniel N8RK  
73 Magazine Staff

Paul Grupp KA1LR's review of the AEA MBA Code Reader in the January, 1982, issue of 73 mentioned that a cure is available to reduce noise emitted by the unit's microprocessor. AEA informs us that this cure is very simple: Just put a bypass capacitor at the power-line input.

Tim Daniel N8RK  
73 Magazine Staff



## FILTER CASCADING WORKS!

You can get significantly better performance from your Receiver by improving its IF filtering. The most cost-effective way to do this is to place a superior 8-pole SSB filter essentially in series (or Cascade) with the original unit. The resulting increase in the number of poles of filtering to as many as 16 causes a dramatic increase in selectivity and reduction of adjacent channel QRM. The authors of the following major articles all stress the effectiveness of FOX-TANGO filters in this application and comment on its simplicity: easy soldering; no drilling, no switching, and no panel changes. As a bonus, CW performance is improved as well as SSB, at no extra cost or effort!

**Recent Magazine Articles on Filter Cascading**  
**YAESU FT-901/902. See "73", Sept. 1981**  
**HEATH SB104A See "Ham Radio", April 1981**  
**KENWOOD TS820 See "CQ", March 1981**

Read the original article or send \$1 to FoxTango for complete details of the one that interests you. To make the modification, order the appropriate cascading kit from below. Each contains the parts specified in the article, the recommended Fox-Tango filter, and complete instructions.

**Improved Fox-Tango Cascading Kits in Stock**  
**YAESU FT-901/902 Series..... \$65**  
**HEATH SB104A Series..... \$60**  
**KENWOOD TS820 Series..... \$70 w/mini amp.**  
**\*KENWOOD TS520 Series.... \$70 w/mini amp.**  
**\*YAESU FT-101 Series (not ZD) \$75 w/casc bd**  
 \*Proven mods based on articles in preparation

Shipping via Airmail: \$2 US/Canada, \$5 Elsewhere  
 Florida Residents: Add 4% sales tax

FOX-TANGO stocks the widest variety of custom-made time-tested crystal filters available from any source for Yaesu, Kenwood, Heath, Drake, and Collins rigs. Cascading is only one application for these filters. Others include replacing outdated or inferior original units, filling spots provided for optional filters, or adding extra filters using diode switching boards if the "spots" are filled. However, since the degree of improvement depends upon the quality of the filter used, cheap substitutes are no bargain! FOX-TANGO has never spared expense or effort to make its filters the very BEST and guarantees satisfaction - plus fast, friendly, knowledgeable, personalized service. For information about our complete line, including SSB, CW and AM filters, phone or write for our free brochure. Specify the set you want to improve.

We welcome mail or phone orders and accept payment by VISA, MASTERCARD, M.O., Check, Cash, or C.O.D. (at your expense).

### FOX TANGO CORPORATION

Since 1971, By and For Radio Amateurs  
 Box 15944S, W. Palm Beach, FL 33406  
 Phone: 1-305-683-9587

✓323

### GINPOLE GP-81

Consists of 3 major parts:

Pulley Assembly

Aluminum Pole Assembly 10 ft. long 2" O.D. (1" E.M.T. or equiv.)

Clamp Assembly

Two methods of purchasing the IIX Equipment GINPOLE are available:

Method (1) Purchase GP 81-Kit GINPOLE Includes pulley and clamp assemblies which can easily be shipped U.P.S.

The customer purchases the pipe locally to save shipping cost. Recommended pipe is aluminum 1 1/2" (2" O.D.) electrical mechanical tubing, also referred to as 1 1/2" E.M.T. however, a suitable substitute may be used.

GP 81-Kit \$129.50 U.P.S. included

Method (2) Purchase GP 81-1 GINPOLE Assembly Entire GINPOLE shipped Motor Freight F.O.B. Oak Lawn, IL \$159.50

# NEW!

IIX EQUIPMENT

P. O. Box 9 • Oak Lawn, IL 60454  
 (312) 423-0605

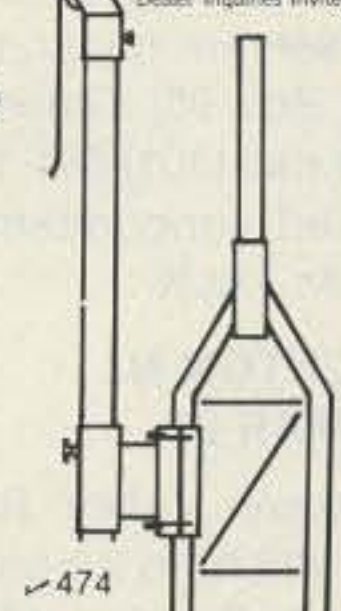


### GP-81 GINPOLE

- Fits all popular towers 1 1/2" O.D. to 1 3/4" O.D. legs
- Strong welded steel construction
- Hot dipped plated
- Dead lift tested at 120 lbs.
- Will last a lifetime



Dealer Inquiries Invited



✓474

## GO MOBILE WITH YOUR H.T.!

ICOM Available

Guaranteed!



\*A unique battery eliminator\*

HANDI-TEK Regulator allows constant hand-held operation from auto DC or base supply with no nicad drain and WITHOUT RADIO MODIFICATION!

NOW FOR FT-208R & TR-2500

MODEL K-1 for TR-2500 (similar to I)

MODEL N for FT-208R (similar to kit)

Model I—Icom IC-2A/T; K—TR-2400; N—FT-208R

Y—FT-207R, T—Simple mod for Temp

\$24.95 PPD in USA. CA add \$1.50.

✓460

HANDI-TEK

P.O. BOX 2205, LA PUENTE, CA 91748

# Ducks are getting smaller! and...



# better!



Actual Size

Because you and the leading radio manufacturers want the best-performing, the best looking antenna; Centurion has grown to be the Duck leader. We've developed many smaller antennas to make the hand-held radio perform better, and now the newest duck...the Tuf Duck "mini". It's shorter (about 3") yet it's a full 1/4 wave radiator on VHF.

# CENTURION TUF DUCK ANTENNAS

CENTURION

Phone 402/467-4491  
 Telex 48-4377 CENTURION LCN  
 P.O. Box 82846 Lincoln, NE 68501 2846

✓102

## DIRECTION FINDING?

- ★ Doppler Direction Finding
- ★ No Receiver Mods
- ★ Mobile or Fixed
- ★ Kits or Assembled Units
- ★ 135-165 MHz Standard Range



- ★ Circular LED Display
- ★ Optional Digital Display
- ★ Optional Serial Interface
- ★ 12 VDC Operation
- ★ 90 Day Warranty

**New Technology** (patent pending) converts any VHF FM receiver into an advanced Doppler Direction Finder. Simply plug into receiver's antenna and external speaker jacks. Use any four omnidirectional antennas. See June 1981 issue of 73 for technical description. Kits from \$270. Assembled units and antennas also available. Call or write for full details and prices.

**DOPPLER SYSTEMS,**

5540 E. Charter Oak, (602) 998-1151  
 Scottsdale, AZ 85254

✓425



including a synthesized HT, will be awarded to licensed amateurs. Talk-in on 146.94 and 147.63/03 (Waukegan repeater). For reservations or tickets, write WA9HRN, Chairman, LAMARS, PO Box 751, Libertyville IL 60048 and include an SASE.

**SEWARD PA  
MAR 28**

The Conemaugh Valley Amateur Radio Club will hold its fifth annual hamfest on March 28, 1982, from 8:00 am until 4:00 pm at the Sandy Bottom Sportsman's Club, Seward PA, approximately ten miles northwest of Johnstown on Rte. 56. There will be plenty of food and refreshments available, as well as many good prizes. Talk-in on 146.34/94.

**BALTIMORE MD  
MAR 28**

The Baltimore Amateur Radio Club, Inc., will hold the 1982 Greater Baltimore Hamboree and Computerfest on Sunday, March 28, 1982, beginning at 8:00 am at the Maryland State Fairgrounds Exhibition Complex located at exit 17 of I-83, three miles north of I-695 (near

Baltimore) in Timonium MD. Admission is \$3.00. Amateur radio, personal computer, and small business computer dealers will be featured at the dealers' display area. There also will be an indoor flea market, an outdoor hard-surface tailgate area, food service, free parking, hourly door prizes, and cash grand prizes. Talk-in on .34/94 and .07/67. For more information and table reservations, contact GBH&C, PO Box 95, Timonium MD 21093, or call (301)-561-1282. For a recorded announcement, dial (301)-HAM-TALK.

**TRENTON NJ  
MAR 28**

The Delaware Valley Radio Association will hold its annual flea market on Sunday, March 28, 1982, from 8:00 am to 4:00 pm at the New Jersey National Guard 112th Field Artillery Armory, Eggerts Crossing Road, Lawrence Township NJ. Advance registration is \$2.50; \$3.00 at the door. There will be indoor and outdoor flea market areas, door prizes, raffles, refreshments, and FCC examinations. Sellers are asked to bring their own tables. Talk-in on 146.07/67

and 146.52. For further information, write DVRA, PO Box 7024, West Trenton NJ 08628.

**FRAMINGHAM MA  
APR 4**

The Framingham Amateur Radio Association will hold its 6th annual spring flea market on Sunday, April 4, 1982, at the Framingham Police Station drill shed, Framingham MA. Admission is \$2.00. Sellers' tables are \$8.00 before March 27, and \$10.00 after that date. Doors will open at 10:00 am but sellers may begin setting up at 8:30 am. Radio equipment, computer gear, food, and bargains will be available. Talk-in on .75/15 and .52. For more information, contact Ron Egalka K1YHM, 3 Driscoll Drive, Framingham MA 01701, or phone (617)-877-4520.

**GRAND JUNCTION CO  
APR 17**

The Grand Mesa Repeater Society will hold the third annual Western Slope Swapfest on Saturday, April 17, 1982, from 10:00 am to 4:00 pm at the Plumbers and Steamfitters Union Hall, 2384 Highways 6 and 50, Grand

Junction CO. Admission is free and swap tables are \$5.00. Features will include an auction, door prizes, and refreshments. Talk-in on .22/82. For further information, send an SASE to Dale Ellis KD0M, 588 Starlight Street, Grand Junction CO 81501, or call (303)-434-5981.

**RALEIGH NC  
APR 18**

The Raleigh Amateur Radio Society will hold its 10th annual hamfest on Sunday, April 18, 1982, from 8:00 am to 4:00 pm at the Crabtree Valley Shopping Center parking area, Raleigh NC. Admission is \$4.00; there will be a table charge for exhibitors and flea market displays. First prize is a choice of a Kenwood TS-830S transceiver or an Icom IC-251A multi-mode 2m transceiver with a Mirage B108 80-Watt amplifier. A hospitality room and party will be held the preceding evening from 7:00 pm to 10:00 pm. Talk-in on 146.04/146.64 and 146.28/146.88 both days. For more information, please contact Ken Boggs KB4RV, 8704 Cliff Top Ct., Raleigh NC 27612, or phone (919)-782-8646.

# Two Keys To Perfect Code...



**The CODEM: a universal CW interface for your personal computer.**

**\$124.95**

Here is an easy way to get your Morse code software on the air! The CODEM converts received CW audio to RS232 or TTL signal levels and RS232 or TTL signal levels to transmitter keying. The CODEM doubles as a code practice oscillator and CW regenerator. A sharp 800 Hz bandpass filter, AM detector and low pass filter are designed into the CODEM to provide outstanding noise and QRM rejection. Requires a 9 VDC power supply.

CODEM ..... \$124.95  
9 VDC Power Supply ..... 9.95  
Shipping and Handling ..... 5.00

**CW89: a sophisticated split screen Morse code transceiver and trainer program for Heath computers.**

**\$99.95**

Transmit and decode CW with your H-8/H-19, H-89 or Z-89. This feature packed program incorporates 4-99 WPM operation, receive autotrack, a 1000 character pre-type buffer, 10 user-definable messages, unique break-in mode, on-screen status, disk I/O and hard copy and a versatile code practice section. A comprehensive manual and prompt card are included with CW89. Requires HDOS, 32K RAM and hardware interface (such as the CODEM).

CW89 postpaid ..... \$99.95  
CW89C H-8/H-89 Interconnect Cable for CODEM 24.95

Save over \$14.00 with complete CW package for H-8/H-89. Package includes CODEM, Interconnect Cable, Power Supply, CW89 Software, complete documentation and shipping.

CW89P ..... \$249.95

**COMMSOFT** ✓ 59

665 Maybell Avenue • Palo Alto, CA 94306 • (415) 493-2184

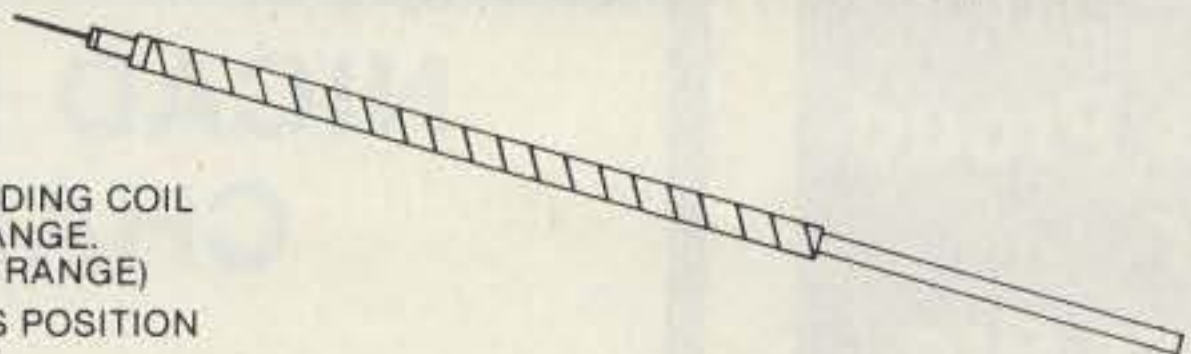
Write for free catalog

California residents add applicable sales tax.

Master Card and VISA accepted



# ANTECK, INC.



STAINLESS STEEL WHIP—FIBERGLASS LOADING COIL  
 — PATENT APPLIED. NO COILS TO CHANGE.  
 — LESS THAN 1.5 VSWR (ENTIRE TUNING RANGE)  
 TUNE 3.2 TO 30 MHz FROM THE OPERATORS POSITION  
 — FAST AND SLOW SCAN RATES

The Model MT-1RT mobile antenna tunes 3.2 to 30 MHz inclusive. 750 watts CW, 1500 watts PEP for hams, military, MARS, CAP, and commercial service. Center loaded for high efficiency. Enables tuning to exact resonance to wanted frequency. Allows full output from solid state finals. No worry about reduced output from shut down circuits. Output is unaffected by moisture and the elements. Tuned by a control box at the operator's position. Mast section contains a double action hydraulic cylinder driven by two miniature hydraulic pumps and 12 volt DC motors for positive control. No creeping during operation or mobile motion. Can be removed up to 500 ft. from antenna.

MT-1RT amateur net \$240.00  
 MT-1RTR (retro kit for all MT-1's) \$118.00  
 MT-1 amateur net 129.95  
 MT-1A (marine) stainless steel \$179.95

9.00 UPS shipping in U.S.  
 7.00 UPS in U.S.  
 7.00 UPS in U.S.  
 7.00 UPS in U.S.



356  
**ANTECK, INC.** Route 1, Box 415  
 Hansen, Idaho 83334 208-423-4100

## Take your favorite H.T. out for a drive tonight.

VISA or MASTERCARD for same day shipment.

For \$69.95 you get the most efficient, dependable, fully guaranteed 35W 2 meter amp kit for your handy talkie money can buy.

Now you can save your batteries by operating your H.T. on low power and still get out like a mobile rig. The model 335A produces 35 watts out with an input of 3 watts, and 15 watts out with only 1 watt in. Compatible with IC-2AT, TR-2400, Yaesu, Wilson & Tempo! Other 2 meter models are available with outputs of 25W and 75W, in addition to a 100W amplifier kit for 430MHZ.



382  
**Communication Concepts Inc.** 2648 N. Aragon Ave., Dayton, OH 45420  
 (513) 296-1411

## Digital Multimeter



The Drake DM2350 Digital Multimeter is a convenient, small handheld liquid crystal display meter ideal for the serviceman or hobbyist. This 3½ digit meter is auto-ranging, auto-zeroing, has polarity indication, and an over-range warning signal. Battery life is greater than 300 hours with a "low battery" indicator. A continuity test sounds a signal when circuit resistance is less than 20 ohms. Dc accuracy is a basic 0.8%.

Batteries, probes, 20 amp current shunt, spare fuse and soft carrying case all included at \$95.95

Add \$2.50 shipping and handling per order.

Send check with order and provide street address for UPS shipment. Ohio residents add Sales Tax. Charge card buyers may call toll free:

1-800-543-5613



**DRAKE**

In Ohio, or for information call:  
 1-513-866-2421

**R. L. DRAKE COMPANY**

540 Richard Street, Miamisburg, Ohio 45342

INSTITUTIONAL AND DEALER INQUIRIES INVITED.

# NEW PRODUCTS FROM HAL-TRONIX

### 2304 MHz DOWNCONVERTERS

Frequency Range 2000-2500 MHz

2304 Model 1: Basic three-stage, less case

and connectors.....\$49.95

2304 Model 2: Three-stage, includes preamp, with die-cast case and connectors.....\$59.95

2304 Model 3: With high-gain preamp, die-cast case and connectors.....\$69.95

The above models complete with high-quality drilled PC boards, all electronic components, etc., with 15-page manual.

Note: Any of the above, factory wired, \$50 additional

#### POWER SUPPLIES FOR THE DOWNCONVERTERS:

Power supply kit #1, less case and connectors.....\$19.95

Power supply kit #2, includes case & connectors.....\$24.95

Power supply—already built, complete.....\$34.95

#### PARTS FOR THE NTSC RF MODULATOR FOR CHANNELS 3, 4, or 5.

This is **not** a complete kit. The hard-to-get parts include the LM-1889, the .08 microhenry tank coil, the 7-14 microhenry adjustable coil, the 10 microhenry RF coil, with schematic (no PC board) as used in Bob Cooper's satellite TV receiver. Real buy at.....\$5.95

#### SHIPPING INFORMATION

ORDERS OVER \$20.00 WILL BE SHIPPED POSTPAID EXCEPT ON ITEMS WHERE ADDITIONAL CHARGES ARE REQUESTED. ON ORDERS LESS THAN \$20.00 PLEASE INCLUDE ADDITIONAL \$1.50 FOR HANDLING AND MAILING CHARGES. SEND SASE FOR FREE FLYER.

### TOUCHTONE DECODER KITS

**HAL 567-12:** single line in, 12 lines out, complete with 2-sided plated-through G-10 board and all components. Uses seven 567's and three 7402's.....\$39.95

**HAL 567-16:** single line in, 16 lines out, complete with 2-sided plated-through G-10 board and all components; includes 22-pin edge connector. Uses eight 567's and four 7402's. (See construction article in April 1981 Radio & Electronics for complete writeup.).....\$69.95

### TOUCHTONE ENCODER KITS

**HAL ECD-12:** 3 x 4 twelve-character encoder utilizing the ICM 7206 Intersil chip. Kit comes complete with both LED and audio-coupled outputs (speaker included). With aluminum anodized case.....\$29.95

**HAL ECD-16:** 4 x 4 sixteen-character encoder utilizing the ICM 7206 Intersil chip. Kit comes complete with LED and audio-coupled outputs (speaker included). With aluminum anodized case.....\$39.95



**"HAL" HAROLD NOWLAND**  
**W8ZXH**

31 **HAL-TRONIX**

P. O. BOX 1101  
 SOUTHGATE, MICH. 48195  
 PHONE (313) 285-1782



# NOW!

**HAL Communications Is Proud To Announce That Our Amateur Radio Products Are Being Stocked At The Following Leading Amateur Dealer Stores:**

#### EASTERN UNITED STATES:

**AMATEUR ELECTRONICS SUPPLY**  
28940 Euclid Ave.  
Wickliffe, OH 44092  
(216) 585-7388

**ELECTRONICS INTERNATIONAL SERVICE CORP.**  
11305 Elkin Street  
Wheaton, MD 20902  
(301) 946-1088

#### MIDWEST UNITED STATES:

**AMATEUR ELECTRONICS SUPPLY**  
4828 W. Fond du Lac Ave.  
Milwaukee, WI 53216  
(414) 442-4200

**DIALTA AMATEUR RADIO SUPPLY**  
212 - 48th Street  
Rapid City, SD 57701  
(605) 343-6127

**ERICKSON COMMUNICATIONS**  
5456 N. Milwaukee Avenue  
Chicago, IL 60630  
(312) 631-5181

**HAM RADIO CENTER**  
8340-42 Olive Blvd.  
St. Louis, MO 63132  
(314) 993-6060

**THE HAM SHACK**  
808 N. Main St.  
Evansville, IN 47711  
(812) 422-0231

**KRYDER ELEC.**  
Georgetown N. Shopping Ctr.  
2810 Maplecrest Rd.  
Ft. Wayne, IN 46815  
(219) 485-9793

**UNIVERSAL AMATEUR RADIO**  
1280 Aida Drive  
Reynoldsburg, OH 43068  
(614) 866-4267

#### WESTERN UNITED STATES:

**AMATEUR ELECTRONICS SUPPLY**  
1072 N. Rancho Drive  
Las Vegas, NV 89106  
(702) 647-3114

**CW ELECTRONICS**  
800 Lincoln Street  
Denver, CO 80203  
(303) 832-1111

**HENRY RADIO, INC.**  
2050 S. Bundy Dr.  
Los Angeles, CA 90025  
(213) 820-1234

#### SOUTHERN UNITED STATES:

**ACK RADIO SUPPLY COMPANY**  
3101 4th Ave. South  
Birmingham, AL 35233  
(205) 322-0588

**AGL ELECTRONICS**  
13929 N. Central Expwy  
Suite 419  
Dallas, TX 75243  
(214) 699-1081

**AMATEUR ELECTRONIC SUPPLY**  
621 Commonwealth Ave.  
Orlando, FL 32803  
(305) 894-3238

**AMATEUR ELECTRONIC SUPPLY**  
1898 Drew Street  
Clearwater, FL 33515  
(813) 461-4267

**AMATEUR RADIO CENTER**  
2805 N.E. 2nd Ave.  
Miami, FL 33137  
(305) 573-8383

**BRITT'S TWO-WAY RADIO**  
2508 N. Atlanta Rd.  
Belmont Hills Shopping Center  
Smyrna, GA 30080  
(404) 432-8006

**GISMO COMMUNICATIONS**  
1039 Latham Drive  
Rock Hill, SC 29730  
(803) 366-7157

**KRYDER ELECTRONICS**  
5826 NW 50th Street  
Oklahoma, OK 73122  
(405) 789-1951

**MADISON ELECTRONICS**  
1508 McKinney Ave.  
Houston, TX 77010  
(713) 658-0268

**N & G DISTRIBUTING CORP.**  
7201 N.W. 12th Street  
Miami, FL 33126  
(305) 592-9685

**RAY'S AMATEUR RADIO**  
1590 US Highway 19 South  
Clearwater, FL 33516  
(813) 535-1416

**Call Or Stop-In And See HAL Equipment At Your Favorite Amateur Dealer.**

Write today for HAL's latest RTTY catalog



**HAL COMMUNICATIONS CORP.**

Box 365  
Urbana, Illinois 61801  
217-367-7373

345

## NICAD BATTERY CHARGERS


### RAPID MOBILE CHARGER



Charge your handheld radio off 12 volt source in 4-6 hours. Will not overcharge your batteries due to automatic shut-off circuitry. Equipped with cigarette lighter plug on the input side and the appropriate charging plug on the output side. Cord lengths allow for convenient use while charging! Models available for the Kenwood TR2400, Yaesu 207R, Tempo S1, S2, S4, S5, Santec HT1200, Wilson MKII and MKIV. Other models available also. Please call or write for more info.

**\$34.95**

### RAPID II CHARGER



Our NEW AC version of the Rapid Mobile Charger. Charge your handheld radio in 2-3 hours. Will not overcharge batteries due to the same automatic shut-off circuitry found in our Rapid Mobile Charger. The input is equipped with a UL approved transformer and the output with the appropriate charging plug. No adjustments necessary! LED indicator shows current is flowing and all the proper connections have been made. Models available for Kenwood TR2400, Yaesu 207R, Tempo S1, S2, S4, S5, Santec HT1200, Wilson MKII and MKIV.

**\$49.95**

**TERMS:** US & Canada add 5% shipping, handling and insurance. All others add 10% (20% Air Mail). COD add \$2.00 COD fee. Ohio residents add 4% sales tax. Visa/Mastercard welcome.

Satisfaction Guaranteed

10 day unconditional guarantee! If you are not satisfied with this product, return it within 10 days in original condition and we will refund your money (less shipping & handling).

Dealers please inquire



**DEBCO ELECTRONICS**  
P. O. BOX 9169 DEPT. C  
CINCINNATI, OHIO 45209  
Phone: (513) 531-4499

330



# step up to the best...

Without doubt LR-1 is the repeater value leader! Compare its outstanding performance with any repeater -- then look at its price. LR-1 features include individual die-cast shielding of receiver and transmitter plus a separately shielded 6-stage receiver prefilter for peak performance in harsh RF environments • Front panel metering of all vital functions • CW identifier • Symmetric hard limiting for clean natural audio • Low power MOS control logic • Even the cabinet is included -- just plug in and go! The price? Only \$1095 (US amateur club net).

**LINKING?** The LR-1 is also available with control circuitry for Link Transceiver operation. Now link repeater sites with the flexible control capability you've always wanted.

**HIGH POWER?** Our PA-75 power amplifier is the champion! Ruggedly built to give years of dependable operation in continuous duty repeater service.



Mark 3C repeaters and controllers have no equal in performance. Both units feature auto patch, reverse autopatch, autodial, 13 Morse messages and a total of 39 functions. Both feature microprocessor control and both have been proven in the field from icy Alaska to tropical Brazil. A Mark 3C supercontroller can make any repeater a super performer. The Mark 3CR repeater is in a class by itself. It combines superbly designed RF circuitry in one handsome package. It is without doubt the world's most advanced repeater!

• SEE US AT DAYTON •

CALL OR WRITE FOR FULL DETAILS

## MICRO CONTROL SPECIALTIES <sup>✓ 49</sup>

23 Elm Park • Groveland, Massachusetts 01834 • Telephone (617) 372-3442



# NEW PRODUCTS

## DX PREFIX LIST DX-1

The DX Prefix List is a custom-printed list of 367 separate places, including all of the current ARRL DX countries. Each location is calculated by pinpointing two locations. The DX Prefix List has 10 unique columns of information. First the list is arranged alphabetically and numerically by prefix. The next column contains the name of the country. The third column describes each CQ continent, while the fourth column lists the CQ zone. The ITU zone is listed in the fifth column. Columns six and seven give the short and long path distances in statute miles. The eighth and ninth columns provide bearings for short and long path. The rest of each line has a checklist to tally contacts, SSB or CW, and receipt of a QSL.

The DX Prefix List is priced at \$6.95 (plus \$1.50 shipping). Each listing is custom-printed for your station's location. For more information, contact *DX Prefix List, Jon Presley WD0EAO, Route 3, Box 117, Lebanon MO 65536*. Reader Service number 477.

## QUAD BANDER ALL-MODE TRANSCEIVER

Trio-Kenwood Communications has announced a unique new radio, the TS-660 "Quad Bander," an all-mode transceiver designed for operation on 6, 10, 12, and 15 meters. The unit features built-in dual vfo's, a five-channel memory, and memory scan. Modes of operation

are FM, SSB (USB), CW, and AM.

The TS-660's rf output power is 10 Watts on SSB, CW, and FM, and four Watts on AM. The radio operates from a 13.8 volts dc power supply. Kenwood's list price is \$699.95. Additional information may be obtained by contacting *Trio-Kenwood Communications, PO Box 7065, Compton CA 90224*.

## COAXIAL ANTENNA

Power Gain Systems has announced a coaxial antenna that offers a new approach to the construction of the well-known double-bazooka dipole design. The antenna has the broadband, low swr characteristics of the bazooka and features injection-molded plastic construction for weatherproofing, strength, and durability.

The antenna comes with an SO-239 fitting and is ready to accept any length of 50-Ohm feedline without the necessity of a balun or tuner. Available for 80 through 10 meters, the Power Gain Systems coaxial dipole costs between \$34.95 and \$39.95. For more information, contact *Power Gain Systems, 1007 Cypress St., West Monroe LA 71291; (315)-325-4754*. Reader Service number 476.

## 10-kHz-TO-30-MHz TUNER

The new *Signal/Match* from Grove Enterprises is a state-of-the-art frequency-selective tuner designed to optimize impedance matching between 10 kHz and 30 MHz. It will reduce, and in



*Kenwood's Quad Bander all-mode transceiver.*

many cases remove, receiver intermodulation, images, and front-end overload. Background noise is reduced. VLF signals you never dreamed were there come roaring in loud and clear.

Front-panel switches allow instant selection between two antennas and between two receivers (or two antenna inputs to one receiver). Matched rotary switches permit the listener to peak signal strength of the frequency of interest, while a main tuning dial provides sharp resolution of the final signal. Priced at \$99.95, *Signal/Match* comes complete with instruction manual and all interconnecting cables. For further information, contact *Grove Enterprises, Dept. C, Brasstown NC 28902; (704)-837-2216*. Reader Service number 478.

## 3.3-METER DISH

The Director III satellite receiving antenna from International Satellite Video Corporation utilizes space-age materials and technology for a unique lightweight design. The 3.3-meter dish has a high-efficiency Cassegrain (dual reflector) feed system which places receive electronics at the rear. The unusual perforated aluminum reflector surface with approximately 80% open area is almost impervious to wind.

The Director III is supplied with a correcting polar mount so that satellite selection requires only one adjustment. The complete system may be shipped by UPS. Installation time is approximately 2-3 hours. Options include programmable remote sat-



*Grove Enterprises' Signal/Match.*



*The Director III 3.3-meter dish.*



ellite aiming and electronic polarity selection. The Director III is available from *International Satellite Video Corp.*, Box 5685, Orange CA 92667; (714)-998-6080. Reader Service number 481.

#### HF SWR/WATTMETER

MFJ Enterprises is introducing its new MFJ-816 low-cost HF swr/wattmeter for the 1.8- to 30-MHz range. Features include toroidal pickup for uniform sensitivity over the entire HF frequency range, dual ranges (30 and 300 Watts), and a two-color meter scale.

The MFJ-816 HF swr/wattmeter is priced at \$29.95 (plus shipping and handling). For more information, contact *MFJ Enterprises*, PO Box 494, Mississippi State MS 39762; (800)-647-1800. Reader Service number 479.

#### SATELLITE TV RECEIVER

Telecom Industries' new TIC 1240 satellite television receiver now provides improved AFC and scan tune (for fast and easy satellite locating) as standard features. Improved threshold combined with better video resolution provides picture quality found in receivers twice the price.

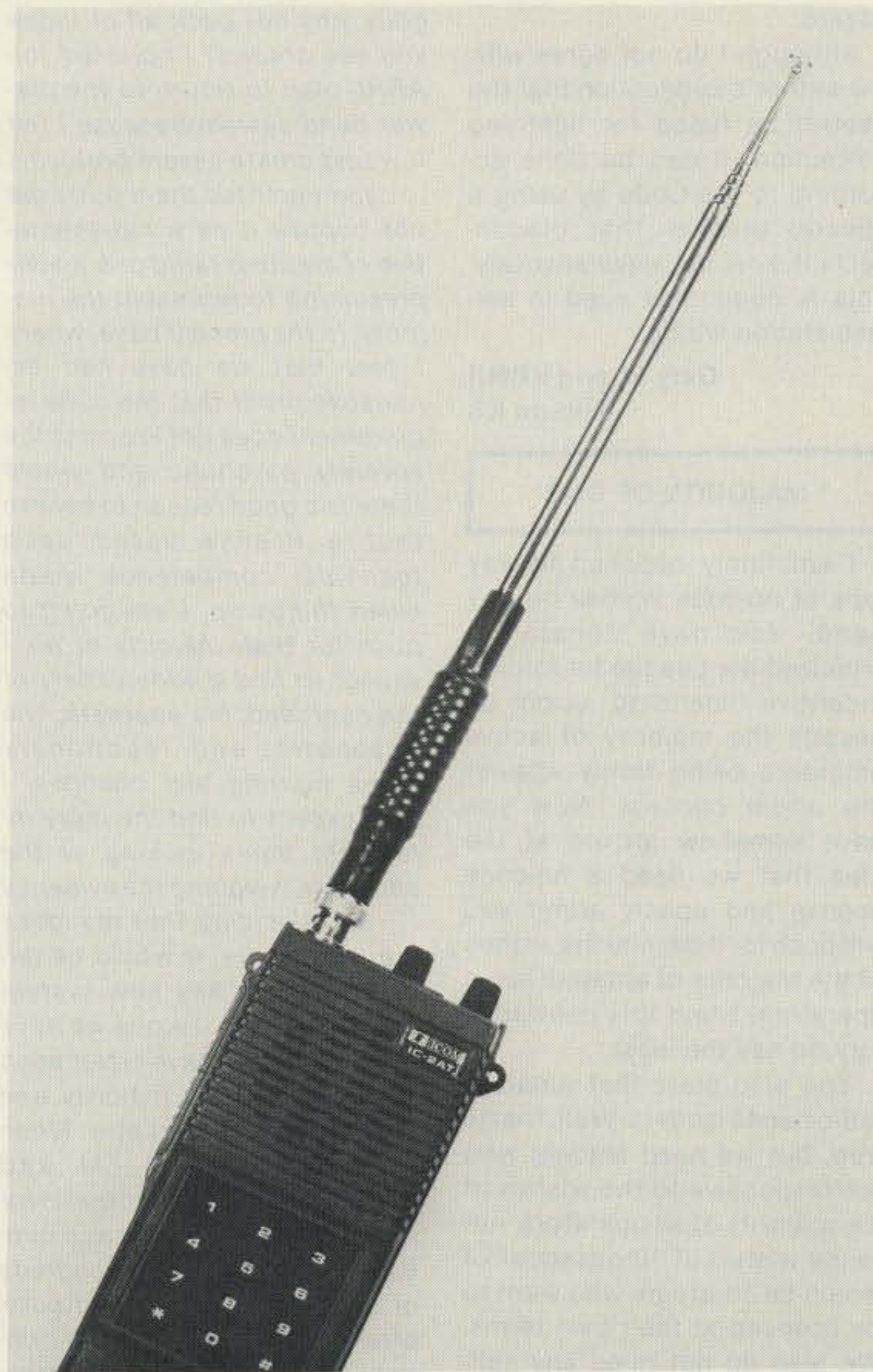
The dual-conversion down-converter (204A) mounts directly at the LNA output while provid-

ing +15 volts through the N connector as well as externally. Improved environmental characteristics include hermetically-sealed connectors and temperature compensation for a virtually drift-free picture. The TIC 1240, with a retail price of \$995, is available from *Telecom Industries Corp.* 27 Bonaventura Drive, San Jose CA 95134; (408)-262-3100. Reader Service number 482.

#### 5/8-WAVE HT ANTENNA

The Tuned Antenna Company has announced a two-meter 5/8-wave antenna, the Super Stick II, for use on hand-held radios. The Super Stick II, when fully extended, offers 6 to 9 dB of signal output over traditional rubber duck antennas. All connections are soldered and copper-plated for years of troublefree service. The Super Stick II has been designed to operate when collapsed, giving performance equal to or better than a rubber duck antenna.

Super Stick II is available with BNC, 5/16-32, F, TNC, or PL-259 connectors, at a suggested retail price of \$19.95. For more information, see your local ham dealer or contact the *Tuned Antenna Company*, 9520 Chesapeake Dr. #606, San Diego CA 92123. Reader Service number 480.



The Tuned Antenna Company's 5/8-wave HT antenna.

## LETTERS

#### TO BE A DXER

I enjoyed very much the interview with the Colvins of Yasme fame in the October, 1981, issue of *73*. Many DXers I know would give their right 3-500Z to go on a DXpedition like those the Colvins are famous for. To be a DXer one must incorporate feelings about being on the other end of the microphone. Some day I'll be there, but for now, CQ DX.

**Michael Weber WB8RDN**  
Cincinnati OH

#### EARTH PEOPLE

I was recently rummaging through *Sailing*, a new book of

whimsical nautical definitions by Henry Beard and Roy McKie. Therein I encountered the following unlikely commentary: "Citizens Band Radio—Part of a government study of terrestrial radio emissions to determine if intelligent life exists on Earth. None has so far been detected." 10-4!

**Robert Rice WB7VIP**  
Oak Harbor WA

#### SING ALONG

Kit K5KL and *73 Magazine* are to be congratulated for the fine story, "Update your CW Music Keyboard," in the December issue. It is hoped that this article will motivate others to write

about their experiences and improvements.

CW music keyboards ("This Station Plays Beautiful CW," *73 Magazine*, February, 1979) are playing from Auckland (Fred ZL1ALP/MM) to Vienna (Hans OE1WH) with many in between. My mail indicates that others also could write interesting stories and additions and improvements for the CW music keyboards. Topics mentioned to me include: hard copy, expanded memory, speed indicator, replacing the 4078, use of the 3351 and a single-voltage power supply, solving propagation-delay problems, Crom was wrong to badmouth wirewrap, and many others.

If anyone still has a problem, be advised that I still answer all letters. Please include an SASE.

**Russell C. W. Crom AG9N**  
Mt. Prospect IL

#### WATCH IT!

In the article, "Ham Shack Design for Beginners," a very dangerous situation could develop if a reader followed the author's advice. I am referring to questions two and three that deal with fusing both the hot and the neutral.

In the National Electrical Code, 1981 edition, Article 240, Section 20, it states: A fuse or an overcurrent trip unit of a circuit breaker shall be connected in series with each ungrounded conductor.

Section 22 of Article 240 goes on to say: No overcurrent device shall be connected in series with any conductor that is intentionally grounded.

Besides being against the Code, the article's suggestion could pose a serious hazard. If the neutral fuse should open, the equipment, though not operational, would still be



energized and a possible hazard.

Although I do not agree with the author's suggestion that the neutral be fused for lightning protection, it can be done according to the Code by using a special breaker that disconnects the neutral simultaneously. This is commonly used in service-station wiring.

**Gary Strong KB0UI  
Auburn KS**

### MAJORITY OF ONE

I am firmly opposed to any type of no-code license on any band. You have constantly criticized the League for forcing incentive licensing upon us despite the majority of active amateurs being firmly against the whole concept. Now you have somehow arrived at the idea that we need a no-code license and openly admit you will push for it despite the wishes of the majority of amateur radio operators. I find this contradictory, to say the least.

You also state that amateur radio needs leaders. Well, that is true, but we need leaders who are responsive to the wishes of the majority of all operators, not to the wishes of "thousands" of would-be amateurs who want to be licensed at their own terms. We also do not need any self-appointed leaders who decide single-handedly what is good or bad for amateur radio.

A true leader should always work with the majority to develop new ideas and accomplish needed improvements. This is a democracy, and that's the way it works.

**Charles E. Daum WA4YZF  
Lutz FL**

Charles, aren't you a little confused between what is a leader and what is a follower? You seem to be looking for a leader who won't lead, but who will do what the majority wants ... if anyone really knows what that is. When the ARRL proposed the plan to get 85% of the hams off phone, they claimed that only 20% of the members were opposed, so perhaps they were representing the majority. Since we have no elections in the ham field for leaders, all you are ever going to get are self-appointed ones. Now, if you want leaders without any ideas and with no interest in improving amateur radio ... which is what you

seem to be plugging for ... by golly why not back all of those you see around? I opposed the ARRL plan to return to the pre-war band system because I felt it would create severe problems ... and I pointed them out. I did not oppose it as a representative of amateur radio or a leader presuming to represent the majority. In the present case, where I feel that we have had exhaustive proof that the code requirement does not keep out the severely psychotic and where there is a good reason to believe that a license based upon technical competence would clean things up, I am going to push for that, majority or no. I expect to find a wide variety of the confused, the apathetic, the psychotic, and reactionary hams fighting any changes. I also expect to find the more intelligent hams looking at the situation, weighing the evidence ... and deciding that my ideas are worth a try. It would be difficult to have any new system fail worse than the one we have now. Charles, I have never been responsive to the majority and I'm not going to start now. When I perceived that FM and repeaters would be fantastic for amateurs I went ahead and published hundreds upon hundreds of articles ... I published book after book ... and held FM symposiums ... plus a monthly repeater newsletter. The majority of hams hated it and raised hell over this. I stuck to my guns and today FM is the most popular aspect of amateur radio by far. Now the majority sees it my way ... and perhaps now I am a leader in their eyes. Well, when I was one against the crowd, was I a leader then? You don't want a leader, you want a wishy-washy namby-pamby puppet and I wish you a lot of luck in finding one. Come to think of it ... you won't have much trouble, for just such a sterling man seems to be in the offing. If you really want to be in the large group following a puppet, your opportunity is at hand ... but leave me out of that.—Wayne.

### HOOEY

In an effort to sell magazines and memberships, the ARRL drafted almost every CBer onto the ham bands. And now you want to drop the code requirements and draft everyone else, probably to sell magazines

also. If the Aircraft Owner's and Pilot's Association took the same position, we would have the air space completely full of aircraft.

Mister Green, you need to understand that amateur radio is a hobby, not a business. And a no-skills license is not the answer to poor circulation. There are many hams that have dropped 73 (like myself) because of your "license everyone" position. In the future, I intend to plug you on the air and at meetings as the man who "sells magazines at the expense of amateur radio." Regrettably, your publication is a very good one. But it is not worth the damage you are doing to amateur radio.

**"Butch" Rogers K3RYI  
Wichita KS**

Butch, you are full of guano. Oh, I've heard that brand of baloney before ... about the crass commercial interests trying to get anyone and everyone into hamming in order to make dirty money. Well, it's hooey. ARRL did not draft CBers into amateur radio. If you would put what is left of your brain into gear you would recognize that anyone with any kind of an interest in radio communications ... which is what I think we're looking for in hams ... has to be a fruitcake not to try out CB for starters. If there had been anything like that when I got into ham radio, you can bet I would have been using it. So putting down someone for starting off with CB is ridiculous ... a redneck reaction. No one that I've seen is trying to draft people for amateur radio with less abilities than now ... indeed, it would be difficult to have a lower entry requirement than at present, considering some of the turkeys we have been getting into amateur radio of late ... in case you've turned on a radio. I ... and 73 Magazine ... are proposing a much tougher type of license exam than at present ... one which might keep some of the pigs out of the ham fraternity. I think we've seen more than enough proof that a code exam keeps out little and that some other means of separation of the sheep from the goats is needed. I believe that a technical exam, given by a ham club, one which follows a series of technical classes given by the club, will be a better system and will result in fewer obscene-

mouthed nerds getting licenses. It is you who are doing the really serious damage to amateur radio ... not those of us who are trying to clean it up by setting better standards for licensing.—Wayne.

### NOT DUMB

I fully agree with you in reference to your editorial in December's 73 Magazine. I would very much like to have a ham license but I have trouble with the code portion of the test. I do not consider myself a dumb person, but I seem to have a mental block concerning code. I have used your tape and others, but it seems that when I learn the sounds, I cannot get words out of them. Anyway, keep up the good work on 73 Magazine, knowing that I for one will not drop my sub until your mag goes to all computers. I use computers in my work, but still do not own my own personal one. As I live 90 miles from Denver, I do not get even one television station and so subscribe to about 70 magazines at this time. I must say that the most-read and looked-at magazines are the ones put out by you. Keep up the good work.

You can also be sure of my support concerning a non-code license. Basically, I would like a license to be able to use ham radio in emergency situations. To be honest, the way the bands sound I do not have any interest in DX. It seems that most stations are interested only in a signal report and a QSL card. At least as far as US stations are concerned. In case you were wondering, I have a business license and so do use radio in the course of my everyday work—which is running a ranching business. Well, anyway, keep up the good work with your magazines.

**David L. Andrews  
Granby CO**

David, a contact is whatever you make it. Whether you are talking on two meters, on 75 meters, or working DX, the type of contact is up to you. Oh, if you call in on a DX pileup or on a list operation, you know you are in for a QSL-type of contact. But if you are really interested in meeting people and talking with them, they are there, and they are as anxious to talk with you as you with them ... if you give them the chance. I've had hour-long rag chews with even the rarest



## Interested In DX?

Dick Bash says you need THE COMPLETE IDIOT'S GUIDE TO DX (by Stu Gregg, NF4Z) if:

- ... you think IRC means International Red Cross
- ... you're still working on your DXCC
- ... you think WAC means a female army person
- ... you're not a BIG GUN (yet)
- ... you think the 'BUREAU' is where you put your socks



The Idiot's Guide pulls no punches and doesn't 'snow' you with nonessentials, but it does unlock some DXers' secrets; for example: How to QSL, What to say, Where to place your antenna, How much power to use, Whose awards can you get, Why and When to use SSB or CW, and much more... things that you need to know, and information that Honor Roll members had to learn the hard way.

Dozens of DXers have been interviewed and their suggestions have been included here. Take a tip from the "Big Guns" and use their secrets and tricks.

THE COMPLETE IDIOT'S GUIDE TO DX is available at dealers nationwide for only \$12.95, but if you can't stand to wait, rush Dick \$15.45 (which will cover First Class postage). If you live in California, please include 84¢ for Sales Tax. Telephone orders accepted 10 AM-6 PM California time.

### BASH EDUCATIONAL SERVICES, INC.

P.O. Box 2115  
San Leandro, California 94577 ✓26  
(415)352-5420

# BARKER & WILLIAMSON'S PORTABLE ANTENNA

MODEL  
370-10



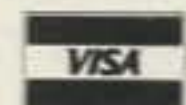
Designed for  
APARTMENTS — MOTELS — VACATIONS  
Quick Simple Installation. Operates on 2, 6, 10, 15, 20 and 40 meters. All coils supplied. Only 22-1/2 inches long. Weighs less than 2 lbs. Supplied with 10 ft. RG 58 coax and counter poise. Whip extends to 57 inches. Handles up to 300 watts.

VSWR—1.1:1 when tuned

Write for more details and other B&W products



BARKER & WILLIAMSON, INC.  
10 CANAL STREET  
BRISTOL, PA. 19007  
215-788-5581 ✓11



**ege, inc.**


ORDER  
TOLL  
FREE

## MARCH SALE

1-800-336-4799

ORDER HOURS: 11 am - 8 pm M-F  
9 am - 4 pm Saturday

Bonus: 2% Discount for Prepaid Orders  
(Cashier's Check or Money Order)



✓453

Closed Tuesdays

TEN-TEC SPECIALS	
515 Argonaut HF XCVR	399.95
525 Argosy HF XCVR	469.00
580 Delta HF XCVR	748.95
546 Omni-C HF XCVR	1040.00
TEN-TEC Accessories in stock at discount prices	
MFJ PRODUCTS (Call for other MFJ items)	
989 New 3KW Tuner	287.75
962 1.5KW Tuner mtr/switch	199.95
949B 300 watt deluxe tuner	122.00
941C 300 watt tuner switch/mtr	78.42
940 300 watt tuner switch/mtr	69.70
484 Grandmaster memory keyer 12 msg	121.72
482 4 msg Memory keyer	87.96
422 Pacesetter Keyer w/Bencher BY1	87.15
408 Deluxe Keyer with speed mtr	69.69
496 Keyboard II	296.95
752B Dual turnable filter	78.42
102 24-hour clock	30.95
DAIWA/MCM	
CN 520/CN 540 Watt Meters	59.95/69.95
CNW418/CNW518 Antenna Tuners	169.95/279.95
CNA 2002 Auto 2.5W Tuner	399.95
ASTRON POWER SUPPLIES (13.8 VDC)	
RS7A 5 amps continuous, 7 amp ICS	48.60
RS12A 9 amps continuous, 12 amps ICS	66.35
RS20A 16 amps continuous, 20 amps ICS	87.20
RS20M same as RS20A + meters	105.50
RS35A 25 amps continuous, 35 amp ICS	131.95
RS35M same as RS35A + meters	151.95
MINIQUAD HQ-1	129.95
ALLIANCE HD73 Rotor	91.95
CDE HAM IV ROTOR	165.95

VoCom Antennas/2m Amps	
5/8 wave 2m hand held Ant	19.95
2 watts in, 25 watts out 2m Amp	69.95
200 mw in, 25 watts out 2m Amp	82.95
2 watts in, 50 watts out 2m Amp	105.95
MIRAGE AMPS & WATT METERS	
MPI HF/MP2 VHF SWR/Watt Meter	CALL
B23 2 in, 30 out, All Mode	CALL
B108 10 in, 80 out, All Mode, Pre-Amp	CALL
B1016 10 in, 160 out, All Mode, Pre Amp	CALL
BENCHER PADDLES Black/Chrome	35.25/42.95
BUTTERNUT NEW! HF6V 10-80m Vertical	99.95

SUPER SPECIALS	
AEA Isopole Ant., Keys, Code Readers	CALL
ASTRON POWER SUPPLIES	
VS35M 25 amp continuous adjustable	171.00
VS20M 16 amp continuous adjustable	124.00
AZDEN PCS 300 handheld, 2m	CALL
PCS 3000 2m XCVR	284.00
SANTEC H71200 2m handheld	269.00
S7-7/7 440-450 handheld	284.00
NEW SANTEC 2m & 440 MHz handhelds. Call for Quotes	
KDK FM 2025A 25 watt FM XCVR	269.95

BIG DISCOUNTS	
KENWOOD, ICOM, YAESU, AZDEN, KDK — Call for our quote —	
HY-GAIN ANTENNAS	
NEW! TH7DXX Triband Beam—List \$499.00	CALL
TH3MK3 3-Element Beam	179.95
TH3JR 3-Element Triband	138.95
18AVT/WB 10-80 Vertical	82.95
14AVQ/WB 10-40 Vertical	50.77

CUSHCRAFT (other antennas in stock)		
A4 New Triband Beam 10-15-20m	205.95	
A3 New Triband Beam 10-15-20m	165.95	
AV3 New 10-15-20m Vertical	41.50	
ARX 2B New Ringo Ranger 2m	33.95	
A32-19 2m "Boomer" DX Beam	75.95	
220B 220 MHz "Boomer"	68.95	
214B Jr. Boomer 144-146 MHz	61.95	
214FB Jr. Boomer 144.5-148 MHz	61.95	
A147-11 11-Element 2m	34.50	
TELEX HEADSETS-HEADPHONES		
C1210/C1320 Headphones	22.95/32.95	
PROCOM 200 Headset/dual Imp. MIC	77.50	
PROCOM 300 lt/wt Headset/dual Imp. mic	69.95	
CABLE RG8/U Foam 95% Shield	26¢/ft.	
8 wire Rotor 2 #18, 6 #22	18¢/ft.	
KLM ANTENNAS (other antennas in stock)		
KT34A 4-Element Triband Beam	320.75	
KT34XA 6-Element Triband Beam	469.50	
144-148 13LB 2m 13-Element with balun	77.95	
144-148 16C 2m 16-Element for oscar	93.55	
420-450 14 420-450 MHz 14-element beam	37.54	
420-450 18C 420-450 MHz 18-element oscar	58.70	
432 16LB 16 elem, 430-434 MHz beam/balun	60.70	
HUSTLER 5BTV 10-80m Vertical	92.50	
4BTV 10-40m Vertical	73.95	
3TBA New 10-15-20m Beam	188.95	
HF Mobile Resonators		
10 and 15 meter	Standard	Super
20 meters	7.95	12.50
40 meters	10.95	14.95
75 meters	12.50	17.30
Avanti AP 151.3G 2m on glass ant.	13.50	27.95

ORDER INFORMATION  
Orders: 1-800-336-4799  
Information and Virginia orders: (703) 643-1063  
Store Hours: M-W-F: 12 noon-8 pm  
Saturday: 9 am-3 pm

Mailing Address: 2410 Drexel St.  
Woodbridge, VA 22192  
Store Location: 14415 Jefferson Davis Hwy.  
Woodbridge, VA 22191

— CALL FOR QUOTES —  
Send stamp for a flyer. Terms: Prices do not include shipping. VISA and Master Charge accepted. 2% discount for prepaid orders (cashier's check or money order). COD fee \$2.00 per order. Prices subject to change without notice or obligation.



of DX, finding things of mutual interest to discuss. I've found that most hams in rare spots are pathetically eager to talk. They are always running up against hams who want their QSL for a country, a prefix, etc., and it gets to be an expensive bore in a short while, driving many of them off the air. The more you can get into rag chews with these chaps, the more they will enjoy amateur radio . . . so you are performing a public service at the same time that you are enjoying yourself. You know, not every ham in the world lives and dies over the ARRL Honor Roll, or even over a DXCC certificate. Some are in it for the fun of talking . . . so give them a chance. You'll rarely hear me fighting the pileups. I tend to look for longer contacts, talking about how it is to live where they are, what there is to see, the skin diving, the photography, things like that.—Wayne.

#### WHERE'S ELMER?

As an aspiring Novice, I naturally subscribe to the better publications such as 73. I read and re-read each issue, with the hope that I can somehow begin to make sense of some of the articles and projects. I have been a kit builder for years (Heath), and just recently I decided to venture again into the world of amateur radio.

While I have received much information from 73, I think that many of the construction articles go right over the heads of the less sophisticated in electronics construction. Many of the equipment designs would be fantastic for the Novice just getting started, but the schematics scare them away. If the projects were presented with circuit board layouts with parts placement and wire directions, that would be a real boon to the Novice, both educationally and in the pocketbook.

There is one other problem that I would like to discuss with you briefly. As an "outsider" looking to get in, I have noticed a few idiosyncrasies of the amateur operator that perhaps have escaped the eye of those "inside."

I use the words "outsider" and "insider" because this is the way I have been made to feel by some of the amateurs I have come in contact with. They have made me feel as though my

questions were stupid. They seem to lack the time to answer questions, and can't be bothered with a person who can't read schematics but only Heathkit™ diagrams. It would seem that unless you are a 25-wpm Extra with a 2-kW station with super quads, membership in clubs is discouraged.

Your editorial in the December, 1981, issue of 73 was of particular interest to me. You bemoan the loss of potential amateurs, the loss of new technical manpower, etc. You also stated that the youth of our nation should be made aware of the future in electronics and the fun of ham radio, through local clubs. This reminded me of when I was 16 and my imagination was first sparked by the lure of amateur radio. I was met with the same indifference as I am experiencing now, 20 years later. I had forgotten my bad experience and was just reminded of it recently when I again attempted to join the fraternity—or should I say clique.

I don't mean to sound negative, but it is easy to see why most potential Novices are turned away from amateur radio. The amateurs should be looking more to themselves rather than rattle sabers at the FCC. License requirements are tough, but not insurmountable. But if left to the clubs, I dare say even fewer would be licensed, at least through my experience, anyway. For the last 7 months I have been searching for that elusive "Elmer" I've heard about, who is always ready, willing, and able to lend a hand. Instead, I've received indifference, ambiguous information concerning membership in most clubs, infrequent or non-existent schedules for meetings, and what seems like a total lack of interest in helping a newcomer.

No longer a child, I refuse to give up this time. I'll make it on my own, through your excellent tapes and books. Maybe someday I can offer myself as an Elmer and perhaps revive what appears to be a lost tradition.

**William J. Naughton, Jr.**  
Philadelphia PA

#### SURVIVAL

I have just finished reading Marvin Solomon WB8VNP's let-

ter, "Survival," which appeared in the December, 1981, issue of 73. I agree with his concern for the caliber and amount of scholastic training our children are receiving, but I think it goes further back than high school, all the way to our grade schools. Committed teachers are rewarded by moving them up into administration and replacing them with less competent educators who are interested only in the financial gains and not the education of our children. I'm not saying they are all like this, but the percentage of teachers who would rather promote a child with whom they had trouble instead of assuming the responsibilities of their jobs, namely to teach them the basics, is way too high!

I have a business where I'm in constant contact with children from grade school to college (I'm a barber) and it's amazing how many cannot even fill out a check properly, let alone do the basic fundamentals of math.

I have had a running battle with the school system here for almost twenty years, with four children in different levels of schooling. Sometimes I'm not sure whether I'm winning, but I urge every parent to be aware of the quality of schooling his children are receiving and if there is the smallest doubt that they are getting an adequate education, fight. Don't let them tell you what to do—you tell them. Otherwise the gap will get even wider.

**Barry Vierra WB6GZK**  
Fair Oaks CA

*You're right, Barry. Education has changed a good deal in the last 50 years. In the third grade I was taking courses in art appreciation, complete with the fundamentals of composition. This was invaluable to me when I got into photography . . . and later, when I went to work as a television cameraman, I was the only one in the crew who had had this sort of training. They taught us how to read music in the third grade, too . . . later valuable to me when I started singing in church and then in choruses. As far as I know, those subjects are long forgotten in most schools. Then there was a class in recognizing classical music, another one I'll bet they've stopped. That was in Brooklyn, New York, of all places . . . in the public schools.*

*The art and music classes were in New Jersey. Later, in high school, the art classes were even better. My mother got so enthused by them when she went to the same high school that she went into art for a career. There is much to be done about education. If we can't get the schools to improve we still may be able to pull it together with video/computerized teaching systems which will be along in a few years.—Wayne.*

#### CRIMINAL BAND?

After reading the letter by A. E. M. Spence VE7DKY, I felt compelled to voice my disagreement. First of all, I did not appreciate the insinuation that most of the lids on the air were from the 4th and 5th call areas. Since being licensed in 1976, I have heard very few hams from the 5th call area that would fall into the lid category. As for the New Mexico hams, I believe them to be of the highest caliber in the country.

The other statement that bothered me was the one on wanting the rest of the "Criminal Band" fraternity on the air. First of all, the proper name is "Citizens Band." Second, I as well as probably most of the amateurs don't want the average CB operator in the ranks, but there are a lot of CBers who would be an asset to the Amateur Radio Service. After all, they are humans just like everyone else, and everybody must start somewhere.

I got my start because of CB, and I don't consider myself a lid. I have an Advanced class license for which I worked very hard, and am into VHF, HF, and into the extra modes of RTTY and OSCAR. I am very active in building, and work with integrated circuits. I am also into computers.

Now, if it were not for CB, I probably would never have entered the world of amateur radio and electronics. Now, of course, I have a very marginal use for the Citizens Band radio service, but let us place credit where credit is due.

I do think that Mr. Spence should do a re-evaluation of the entire basis of his opinions.

**Stan Gantz WB5TGL**  
Silver City NM



# Orbit



**ORBIT** is the Official Journal for the Radio Amateur Satellite Corporation (AMSAT), P.O. Box 27, Washington, DC 20047. Please write for application.

For a **FREE SAMPLE COPY** please send \$1 to cover First Class Postage and handling to: Orbit, 221 Long Swamp Road, Wolcott, CT 06716.



**FAST  
SCAN**

**\*\$249**

A modular approach... for your own custom-designed ATV system... Here's how



**TXA5-4 ATV EXCITER/MODULATOR \$89 ppd**

This wired and tested module is designed to drive the Motorola MHW-710 module in the PA5 10 watt linear amp. The crystal in the 100 MHz region keeps harmonics out of two meters for talk back. The video modulator is full 8 MHz for computer graphics and color. Requires 13.8 vdc reg @ 70 ma. Tuned with xtal on 439.25, 434.0, or 426.25 MHz. Provision for sync expanding. Freq. available.

**PA5 10 WATT ATV POWER MODULE \$89 ppd**

The PA5 will put out 10 watts RMS power on the sync tips when driven with 80 mw by the TXA5 exciter. 50 ohms in and out, plus bandwidth for the whole band with good linearity for color and sound. Requires 13.8 vdc regulated @ 3 amps.



**FMA5 AUDIO SUBCARRIER GENERATOR \$29 ppd**



Puts audio on with your camera video just as broadcast TV does at 4.5 MHz. Puts out up to 1 v p-p to drive the TXA5 or VM-2, 3, or 4 modulators. Requires low Z mic (150 to 600 ohms), and +12 to 18 vdc @ 25 ma. Works with any xmtr with 5 MHz video bandwidth.

**TVC-2 ATV DOWNCONVERTER... \$55 ppd**

Stripline MRF901 (1.7 db NF) preamp and double balanced mixer module digs out the weak ones but resists intermods and overload. Connects between uhf antenna and TV set tuned to channel 2 or 3. Varicap tunes 420 to 450 MHz. Requires +12 to 18 vdc @ 20 ma. Super sensitive TVC-2L with NE64535 preamp (.9db NF) stage... \$69 ppd.



**\*TXA5, PA5, FMA5 and TVC Basic Module Pkg.**

Call or write for our complete list of specifications, station set-up diagrams, and optional accessories which include antennas, modulators, detectors, test generators, cameras, etc. **WE ARE A FULL-LINE SUPPLIER OF ALL YOUR ATV NEEDS.**

TERMS: VISA or MASTER CARD by telephone or mail, or check or money order by mail. All prices are delivered in USA. Allow three weeks after order for delivery.

(213) 447-4565 Charge card orders only

**P.C. ELECTRONICS** 2522 Paxson Lane,  
Tom W6ORG Maryann WB6YSS Arcadia, California 91006



## SPECTRUM INTERNATIONAL INC.

### THE MORSE TALKER

THE PRODUCT THAT SPEAKS FOR ITSELF!!



#### FEATURES

- ★ Complete self-contained Speaking Morse Tutor
- ★ Latest state of the art microprocessor speed synthesis system
- ★ Suitable for beginners and proficient operators alike
- ★ A "must" for novice classes
- ★ Wide speed range: 2-20 wpm
- ★ High speed option: 12-48 wpm
- ★ Variable group length and single character facility

**PRICE \$225.00**

**Shipping \$5.50**

✓ 436

**Spectrum International**

**Inc. P.O. Box 1084 S, Concord, Mass. 01742 USA**



# RTTY LOOP

Marc I. Leavey, M.D. WA3AJR  
4006 Winlee Road  
Randallstown MD 21133

One of the most enjoyable and at the same time most rewarding aspects of writing this column is answering questions posed by readers. Because of the volume of mail received and my rather tight schedule, I am not always able to answer each one individually. Letters containing requests for a specific circuit or part are often unanswerable when received, and normally are held until such time as the requested information becomes available.

On the other hand, questions of general interest, such as those relating to RTTY principles or techniques, frequently wind up here in the pages of 73. Not everyone is an expert, or even well versed, in everything. Questions from novice RTTY users as well as meaty tidbits from old pros provide an interesting and varied fare for the readership. Hungry? Let's see what's on today's menu.

Emil Guerrero, a "prospective ham" living in Portchester, New York, wants to add RTTY to his SWL (shortwave listening) shack. Emil notes that he is "no speed reader" and is interested in using a code converter to allow display of ASCII data on a Murray (Baudot) machine. Specifically, he asks about the feasibility of using a Murray printer running at 60 wpm (45.45 baud) to copy an ASCII transmission being sent at 150 or 300 baud.

Converting the eight-level ASCII to five-level Murray is no problem, Emil, and several hardware and software schemes have been covered in this column and within the pages of 73 over the past few years. The problem comes in when you try to build the reservoir.

"Reservoir," you ask? Well, it breaks down like this. ASCII transmission coming in at 300 baud, the most commonly used speed, represents about 30 characters every second. In, let's say, the first minute, that represents about 1800 characters. On the receiving end, that teleprinter is able to handle five-level input at 45.45 baud, which

represents about six characters per second, or about 360 characters per minute. Not counting slop-over, this represents about 1440 characters per minute that must be stored. In a ten-minute broadcast, you would have to provide a reservoir, such as with a computer-style read/write memory, of some 14,400 characters. That's roughly 14 kilobytes! Now you need some means of stuffing data into that memory, pulling it out, keeping track of where you are, and doing a code conversion (ASCII to Murray, remember?) all at the same time. You need a computer.

Now, it can be done, and certainly individual characters can be converted from one code to another without all this hassle. But in order to receive automatic transmission, that is, transmission at machine speed, a buffer and some machine "smarts" are needed. Hopefully, some of the articles published in the past will help.

Emil is not alone, by the way. A similar letter was received from Larry LeMone K7IHI, out in Provo, Utah, who is also interested in such a conversion scheme.

Along the same line, but with an interesting variation, comes a letter from Curt Heuberger K1CH in Seekonk, Massachusetts. Curt is interested in using an IBM Selectric® typewriter for a RTTY I/O device. I see no reason why such a code conversion could not be implemented using a Murray-to-correspondence scheme similar to those which implement ASCII on the Selectric. I am using such a scheme here with an unpublished program that turns an I/O Selectric into a "smart" printer. It would be simple to take a scheme like that and change the code tables to convert to Murray rather than ASCII. Curt mentions that he has the "fixin's" for a small Z-80 computer sitting on the shelf. Either that or a small single-board computer like the "Kilobaud Classroom Komputer" described here a few months back would be ideal to implement a RTTY Selectric system.

Emil, along with Richard Flink

WB2SOU, out in Hillsdale, New Jersey, wonders about where to find stations broadcasting weather or press information. I again refer to Tom Harrington's book, *World Press Service Frequencies*, available from the 73 Radio Bookshop for \$5.95 (order book number BK1202). This book, along with its periodic updates, comprises one of the most complete listings I have seen and includes a wide spectrum of international RTTY stations. It is, by the way, only one of the good books to be found on a tour through the Bookshop.

Merging computers and RTTY continues to be a popular topic. George Gadbois W3FEY is confused as to why, with several of the schemes I have described to input RTTY into a 6800 computer, I have resorted to a software UART rather than configuring the serial port into the five data bits needed for Murray code.

Well, George, this all relates to the type of chip used for input into this series of computer. Rather than a general-purpose UART, the 6800 series of computers—that is, most computers based on the Motorola M6800 CPU—commonly use a Motorola 6850 ACIA (Asynchronous Communications Interface Adapter) chip. The ACIA is more "powerful" than a UART in that it allows more control to be passed in and out of the computer and interfaces with the bus and serial communications line very well, but lacks the ability to be configured in other than a seven- or eight-bit format.

It is this failing, as it were, that forces us into using an alternate scheme, other than the serial ACIA, that is, to input five-level Murray into a 6800 computer. There are two ways to go. Either use a UART, which means building an interface board and software, or use a parallel port, which involves only new software. For a frugal fellow like me, the "software UART" is the logical choice.

Once selected, the software approach suddenly offers all kinds of other advantages. Speed changing or code changing is trivial to accomplish. Auxiliary lines are available to key the transmitter, turn on lights, or brew the coffee. All kinds of nice things fall into place, and you even save a few bucks: Neat!

It is for this reason that another scheme, posed by Paul Pennington of Martinez,

Georgia, will fall through. Paul is using an SWTPC 6800 computer with a video board display and a modem connected to the computer's former input board, an ACI-based interface. Paul feels that feeding receiver audio into the modem and then through into the ACIA for input would be a viable way to implement RTTY on a shoestring.

There are a few problems with this idea, no matter how attractive it seems. First of all, the common modem receive frequencies in originate mode, the "normal" state of affairs, are mark = 2225 Hz and space = 2025 Hz. Contrast this to the RTTY "standard" of mark = 2125 Hz and space = 2975 Hz used on VHF links. Not only is the degree of shift different (200 Hz vs. 850 Hz), but the direction is wrong also. Now, if you were on HF and used the wrong sideband to tune in a 170-Hz shift signal, you might get the modem filters to recognize the signal, but then another problem arises.

The usual mode of transmission on amateur circuits is still five-level Murray, and here you are with that ACIA board just as tied as ever to seven- or eight-bit codes. Sorry! I am afraid that you would either be limited to receiving ASCII or would have to replace the ACIA with a UART in order to input the Murray code unmolested. As a kluge you could try to interface the modem to the one-bit parallel port software UART we have been talking about, but I can't recommend that.

The other problem is in using that modem itself. The extra bucks that a RTTY demodulator costs buy quite a bit in selectivity, function, and features when compared to a landline-style modem. You might look into a small demodulator, such as the iRL FSK-500 highlighted here a few months back, to complete a RTTY station at minimal expense.

Boy, this has been a depressing column, so far! All I have done is tell this fellow or that one that this scheme or that will not work. How about something encouraging?

Nicholas Oland W3DSE of Reading, Pennsylvania, is looking for a way to convert a surplus ASCII video terminal to Murray. Nick states that he is



# PLUG INTO SAVINGS!


We've cornered the market!

## VERSATILE USER PROGRAMMABLE CHIP

MM5766N N.S.C.  
 • Any key sequence, including constants and data entry points, may be stored automatically in the Load Mode and executed in the Run Mode.  
 • 102 step storage capacity of up to 47 different keys arranged in a 12x4 matrix. Its possible to build many projects with this chip. Pin outs and specs supplied with order. (#C10003) **\$4.95**

## WATCH GUTS

- S10009 LED WATCH GUTS (untested) .75
- S10010 L.C.D. WATCH GUTS (untested) .75
- SPECIAL: Mix and Match. BUY four watch guts for \$2.00.
- S10014 Motorola 4MHz Crystal Oscil. 5V In, 4MHz Out. TTL Compatible. w/pin outs **4.95**




S10001 **PARTS BOARDS**  
 The perfect way to fill up your parts bin on a budget! We found all sorts of neat resistors, discretes, caps, ics, etc. **2.00**

# M&M

**Electronic Sales, Inc.**  
 Phone (206) 682-5025 (in Wash. State)  
 2300 First Ave., Seattle, Washington 98121

✓ 98

## MARCH SPECIALS



More factory lemons from National Semiconductor!  
 Printing Calculators - Most are easily repaired. These units have addition, subtraction, division, multiplication, two function memory, floating decimal and percent key.

- S10029 Model 312 Table Top Model w/ Green Fluorescent Display
- S10032 Model 300 Table Top Model w/No Display
- S10034 Model 410 Table Top Model w/ L.C.D. Display
- S10015 Model 500 Pocket Model w/ Green Fluorescent Display **YOUR CHOICE \$9.95 each**



J10001

### C.E.I. Matchmaster

The CEI MATCHMASTER is designed to measure the standing wave ratio between a CB transmitter and the antenna. (Fixed or Mobile). The unique and innovative circuit design requires no calibration and has negligible line losses. It can, therefore, be left "On Line" all the time **JUST \$9.95**

For Phone Orders:  
**TOLL FREE HOT LINE**  
**1-800-426-0634**



For Areas Outside Of Washington State (Including Alaska & Hawaii)

**TERMS:** Minimum order \$10.00/U.S. Funds Only / Open account to schools and government agencies / All orders shipped U.P.S. or P.P. / Add 10% (postage & handling) for orders under \$100.00. For orders greater than \$100.00, we'll pay the freight / Back-ordered items shipped prepaid / Washington State residents add 5.4% sales tax / MasterCard & Visa accepted / C.O.D.'s add \$2.00 extra.


We reserve the right to limit quantities / All items subject to prior sale / We reserve the right to substitute manufacturers.

B10003 **Color Burst Crystal**  
 3.579545 MHz

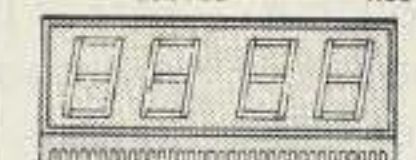


.50  
 OR 10/4.75

Z10006 **10 Segment L.E.D. Bar Graph** (Green) **3.50**



Z10009 **4 Digit .5" Clock Display** w/colon, CC., Red **1.95**



## 6-PACK CALCULATORS \$6.95

Unbelievable Assortment!!  
 Factory lemons - most are easily repaired. National Semiconductor.



(A10014)

## ADAPTOR



### X10003

4.5 VC @ 200MA ADAPTOR  
**\$2.95 ea.**

## INSTANT REBATE

When your order totals **\$50** or more, you may take **\$5** off the total of your order.

It's almost like finding a five dollar bill!

## SHOCKING SAVINGS CONT.



F10042 1000MFX25V Electrolytic (R)

**35¢ ea.** BULK PRICE 10-3.00

W10000 18/3, 6' Line Cord \$2.95, 2/\$5.00

B10002 22/44, 156, Tin, Edge Connector 99¢

## SHOCKING SAVINGS

K10015 Augat T0-3 Socket \$ .59

B10004 1.5V "N" Cell (Eveready) This will run your watch guts a lot longer than a button cell \$ .25

H10000 Right Angle Phono Jack (P.C. Mount) 20¢ each

N10000 Acid Brush 25¢ each, 5/\$1.00

N10001 SolderBrush 50¢ each, 3/\$1.00



### GUARANTEED DEFECTIVE!

A complete 12 hour digital clock. Some are manufacture line rejects, some are returns, and some are just scratched. Features: hours, minutes, alarm, snooze alarm. Parts value alone would equal \$20.00, you pay **only \$6.00 ea.** (S10013)



A10023 Solderless Lug Assortment 50 Popular Sizes Just \$2.49

## LINE PRINTER HAMMER DRIVER BOARD

Each board contains approx. 130 each MJE800 (Silicon Darlington NPN hfe 750, 1.5A). About \$130.00 worth, over 100 1N4001 diodes, plus support chips. The whole package is yours for only **\$19.95.** S10023

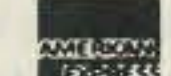
# The Electronic Breadboard

Computer Aided Design (CAD) is one of the newest of the applications of microcomputer technology. THE ELECTRONIC BREADBOARD permits the design and analysis of analog circuits. It can be used to evaluate voltages, currents, impedance and the frequency response of any circuit.

This package is ideal for audio component repairmen, ham radio technicians, hobbyists, electrical engineers, telecommunications engineers, audiophiles and students of electronics. Plug it in and slice away a lot of guesswork.

**0287R-37 Model I & III Level II 16K \$49.95\***

\*Plus \$2.50 shipping



# Instant Software™

PETERBOROUGH, N.H. 03458

✓445

**TO ORDER:** See your local Instant Software dealer or call Toll-Free

1-800-258-5473 orders only

In New Hampshire 1-603-924-9471

Mon.-Fri. 8:00 am-4:30 pm E.S.T.



not looking for buffers or other bells and whistles, but just for a straight ASCII/Murray scheme for manual operation.

Well, as long as the display terminal is able to operate faster than the input, as it would be with a 300-baud terminal receiving 45.45-baud code, the reservoir problem detailed above would not be a factor. Similarly, I presume few of us can type at machine speed for any length of time, and if you can, you could not go any faster on an old Model 15, so let's accept that constraint also. Fig. 1 is a block diagram of what you need, a

simple hardware ASCII-to-Murray duplex converter. Several such schemes have been published in *73 Magazine* in the past.

Nick also relates difficulty in finding specialized chips, UARTs, and the like needed for building projects such as this. I have found that most of the firms who advertise right here in *73* do a fine job of providing just about any imaginable part. When I have needed a particular chip or part that is not listed in their ads or catalogs, a phone call or letter to selected firms will usually turn up one able to supply the item from stock. Not

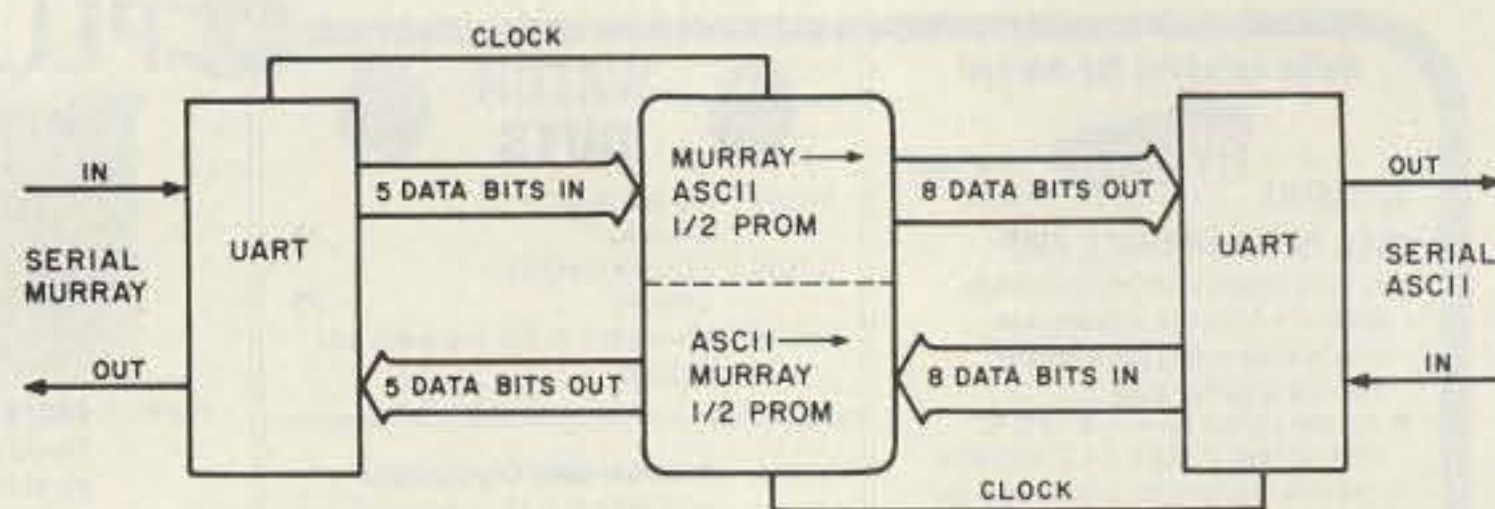


Fig. 1. ASCII/Murray conversion block diagram.

all stocked items are able to be listed, you know.

Above all, know the firm with which you deal, either through a friend's recommendation or with the endorsement of the publisher of the ad. Don't send

cash through the mails, and keep a copy of your order should problems develop later.

Next month is April, and every year at this time I get the urge to write something, shall we say, unique. Want to find out? Don't miss next month's RTTY Loop!

# W2NSD/1 NEVER SAY DIE

editorial by Wayne Green

from page 8

cians, and electronics experts. Well, the recent emphasis on skipping theory in the getting of a ham ticket, with the use of the ARRL Q&A and Bass cheat books instead of an understanding...using only an ability to copy code as the filter...has reduced our ranks to a mere handful of technicians and electronics experts. By using the code as the only serious test...if you can call five words per minute serious...and throwing out any real need for technical knowledge, we have thrown out most of our value to the country...and to ourselves.

Yes, a few of you reading this have taken the trouble to use the *73* license study course and you have a good understanding of the fundamentals of electronics. You are in the minority, sad to say. And how many clubs take a half hour or so at the beginning of their meetings to run through some aspect of radio or electronics theory? Maybe a dozen out of several thousand.

Reservoir of operators? Sure, but for what? Not for any military need today. The military rarely uses code today. They use phone for local communications and automatic encrypted systems for longer ranges. Forty

years ago, it took a few months to train a ham to be of value to the armed forces. During WWII, 80% of the hams went into the services and helped out...mostly as technicians, not as Morse operators. That was before RTTY was really invented. Once that was an accomplished fact, the use of Morse virtually disappeared. Today, with computers so small you can carry them in your shirt pocket, no one needs a hand key or an old Teletype<sup>TM</sup> clunker. Computers can be used to write messages and then they can be plugged into a communications system and the message can be transferred almost instantly, anywhere.

Indeed, I've recently written about a system which I suggest that amateurs start developing, using currently-available technology and equipment, which would allow us to communicate at 8,500 words per minute. With some encoding, that can be upped to 26,000 words per minute.

Some reservoir we are at present! It could take a couple of years to train hams to cope with today's military technology.

Okay, on to 97.1(e), the last of the reasons for amateur radio to exist as a service. International goodwill. Boy, can we stand to do some work on *that* one. I sup-

pose there are a few ops in foreign countries who feel goodwill when dumped on by a pileup...damned few. And how many of the DX ops really enjoy our 5,000-Watt Honor Roll (the irony of *that*)—ops wiping out every new and rare country which comes on the bands? Is it going to be claimed that an exchange on CW of signal reports and a handle are really generating goodwill? Don't make me laugh so hard that I break open my 40-year-old appendix scar.

Look here, don't get mad at me for simply stating the facts of life. If you don't like the facts, do something to change them...don't beef at me for having the gall to state the obvious.

Now, you are not going to have any problem finding a whole raft of hams who swear by the Morse code...which I admit is extremely useful when you want to blink your eyes in code (would it be faster in ASCII?). But how many of you are going to try to tell me that you honestly believe that the code requirement has kept out the dingbats? Brother, we are up to here in psycho cases, so don't tell me about keeping out the undesirables. When I see four-year-old kids passing the code test and getting a ham ticket, I have trouble not being terminally sarcastic when I hear claims about it keeping our bloodline pure. If you are lucky enough to be in an area where two meters is sane, please get Bill Pasternak to send you some tapes of two meters in Los Angeles. You'll never be the same. A zoo.

And I'm getting a little sick of hearing that I am for opening the floodgates to the loonies. Those gates have been open for years.

I'm for making amateur radio a technical hobby...with required courses in theory given by clubs...and damned good exams given by the same clubs. Maybe we can stem the tide of CB outcasts.

By golly, *that* felt good. Well, now back to being mild-mannered, lovable old Wayne Green.

## CODE COURSES THE PITS



A recent call from Larry Horne, who runs a school in New York which teaches code in a matter of a few days, preparing people for their ham tickets, brought out that tests of the many code cassette courses on the market had shown most of them to be disasters. One of the very worst, oddly enough, was one of the best selling, put out by a national ham organization. And, yes, the organization knows that the course is bad and is losing us hams by the tens of thousands, but apparently it feels that it is too much trouble to change it...and, after all, it is selling well. Dealers, interested in making a buck any way they can, allow this travesty to be sold. Pity, when there are some very good code courses available.

Larry is running some tests for the Coast Guard to show them how fast some of the modern systems are...systems such as the *73* Code Course. The Coast Guard, which I understand has been quite hostile to amateur radio in the past, has been putting their trainees through a five-month, forty-hour-a-week course in which about 20% get to a speed of 18 wpm. Then, after a year on the job, another 20% qualify for 18 wpm.



# Wayne Green Books

NEW  
ARRIVALS



## Annotated BASIC—A New Technique for Neophytes.

BASIC programming was supposed to be simple—a beginner's programming language which was so near to English that it could be easily understood. But, in recent years, BASIC has become much more powerful and therefore much more difficult to read and understand. BASIC simply isn't basic anymore.

*Annotated BASIC* explains the complexities of modern BASIC. It includes complete TRS-80\* Level II BASIC programs that you can use. Each program is annotated to explain in step-by-step fashion the workings of the program. Programs are flowcharted to assist you in following the operational sequence. And—each chapter includes a description of the new concepts which have been introduced.

*Annotated BASIC* deals with the hows and whys of TRS-80 BASIC programming. How is a program put together? Why is it written that way? By observing the programs and following the annotation, you can develop new techniques to use in your own programs—or modify commercial programs for your specific use.

*Annotated BASIC Volume 1* contains Projecting Profits, Surveyor, Things to Do, Tax Shelter, Introduction to Digital Logic, Camelot, The Soundex Code, Deduction, Op Amp, Contractor Cost Estimating. **BK7384 \$10.95** ISBN 0-88006-028-X

*Annotated BASIC Volume 2* contains Rough Lumber List, Trip Mileage, Flight Plan, OSCAR Data, SWR/Antenna Design, Supermaze, Petals Around the Rose, Numeric Analysis, Demons, Air Raid, Geography Test, Plumbing System Design. (available March) **BK7385 \$10.95** ISBN 0-88006-037-9

**Order Both Volumes and Save! BK738402 \$18.95**

## Kilobaud Classroom—

### A practical course in digital electronics

by George Young and Peter Stark

Learning electronics theory without practice isn't easy. And it's no fun to build an electronics project that you can't use. *Kilobaud Classroom*, the popular series first published in *Kilobaud Microcomputing*, combines theory with practice. This is a *practical* course in digital electronics. It starts out with very simple electronics projects, and by the end of the course, you'll construct your own working microcomputer!

Authors Young and Stark are experienced teachers, and their approach is simple and direct. Whether you're learning at home or in the classroom, this book provides you with a solid background in electronics—and you'll own a computer that you built yourself!

*Kilobaud Classroom* contains Getting the Ball Rolling, Gates and Flip-Flops Explained, J.K. Flip-Flops and Clocked Logic, PC Boards and Power Supplies, Hardware Logical Functions, Voltage, Current and Power Supplies, Transistors, Diodes and OP Amps, Pulses and More Pulses, Counters and Registers, Bus Traffic Control, ROM and RAM Memories, I/O Circuitry, Parallel and Serial I/O Ports, Computer I/O III, Computer I/O IV, Computer I/O V, Processor Connections, Finally... The Kilobaud Crescendo, Eproms and Troubleshooting, Expansions and Programming, Machine-Language Programming, Assembly-Language Programming, Connecting to the Outside World.

ISBN 0-88006-027-1 (available March) **BK7386 \$14.95**

## The New Weather Satellite Handbook

By Dr. Ralph E. Taggart WB8DQT

Here is the completely updated and revised edition of the best-selling *Weather Satellite Handbook*—containing all the information on the most sophisticated spacecraft now in orbit. Dr. Taggart has written this book to serve both the experienced amateur satellite enthusiast and the newcomer. The book is an introduction to satellite watching that tells you how to construct a complete and highly effective ground station. Not just ideas, but solid hardware designs and all the instructions necessary to operate the equipment are included. An entire chapter is devoted to microcomputers and the Weather Satellite Station. And for the thousands of experimenters who are operating stations, *The New Weather Satellite Handbook* details all the procedures necessary to follow the current spacecraft.

*Weather Satellite* contains Operational Satellite Systems, Antenna Systems, Weather Satellite Receivers, A Cathode Ray Tube (CRT) Monitor for Satellite Picture Display, A Direct-Printing Facsimile System for Weather Satellite Display, How to Find the Satellite, Test Equipment, Microcomputers and the Weather Satellite Station, Station Operations.

ISBN 0-88006-015-8 available now! **BK7383 \$8.95**

\*TRS-80 is a trademark of Radio Shack Division of Tandy Corp.

FOR TOLL-FREE ORDERING CALL 1-800-258-5473  
WAYNE GREEN BOOKS • PETERBOROUGH NH 03458

WG02

Use the order card or itemize your order on a separate piece of paper and mail to Wayne Green Books Attn: Sales • Peterborough NH 03458. Be sure to include check or detailed credit card information. (Visa, Master Charge or American Express accepted.) No C.O.D. orders accepted. All orders add \$1.50 for the first book, postage and handling; \$1.00 each additional book; \$10.00 per book foreign air mail. Please allow 4-6 weeks after publication for delivery. Questions regarding your order? Please write to Customer Service at the above address.



60% wash out. So much for the old code-teaching system.

Would you believe that it is possible to start rank beginners out at 20 wpm? In fact, tests are being made at 35 wpm for starters...yes, from the very start. And the tests are very promising. It seems it is no more difficult to get the feeling of the pattern of a character at 35 wpm than it is at 5 wpm. Better; instead of setting up a look-up table in one side of the brain and transferring the sound pattern from the other half of the brain for comparison, everything is done in the same side of the brain. This avoids the old plateau syndrome...a disaster which has washed out hundreds of thousands of prospective hams.

Tentative tests seem to indicate that women, in particular, benefit from this avoidance of the left to right to left brain-shuffle problem. Perhaps it is the more intense competitive dedication of men that finally overcomes this mess rather than anything inherent. At any rate, setting up a learning system which uses one side of the brain only cuts the learning time to shreds, avoids much of the agony and sweat, and

almost guarantees 100% success for anyone trying. It's almost fun...but not quite.

I'd like to see how far this concept can be carried. I don't see any reason why code can't be taught using this system and starting out at 50 wpm...and possibly even up to 100 wpm. Once you stop having to send the signals back and forth through the slow brain circuits and set up an operation which is largely done in the super-fast subconscious part of the brain, we're not sure what speed can be attained.

So, if you are asked about code-learning systems by newcomers, their fate is in your hands. You can recommend the best sellers...and doom them, for the most part...if not to failure, at least to agony. Or you can give them a real boost by recommending one of the only two (as far as I know) courses on the market which train the brain for automatic character recognition. That's the 73 Blitz Code Course.

#### IT'S UP TO US!

Don KA7DTP sent me a copy of an article from *Science* which said that the government has now terminated all efforts at

listening for alien radio messages. The \$2M a year program was shot down by Senator Proxmire, saying that, "It's hard enough to find intelligent life here in Washington."

NASA scientists were building a multichannel spectrum analyzer to detect non-random signals from space. That's down the tubes now and, according to a scientist from Stanford University, "The important contacts with extraterrestrial life will be left to radio hams." That's hardly a mandate, but if any readers are interested in pursuing the project, I can assure you that *73 Magazine* is most interested in providing the needed communications via articles and news.

What a pity that Sam Harris W1FZJ/KP4, who was a scientist on the big dish at Arecibo, isn't around to help get this started. Sam was one of the real ham inventors and pioneers...which is how he got the job at the research laboratory in the first place. It was Sam who built the first working parametric amplifier. He built it at home for use on six meters, and when I published the article on it most readers thought it was a humor piece. Who ever heard of feed-

ing an oscillator into an amplifier?

As a piece of further bad news for VHF old-timers, Sam's wife, Helen W1HOY, a true pioneer on six meters, passed away a few weeks ago. She was living in Puerto Rico in Arecibo. Both Sam and Helen will be missed by all of their friends...and by future hams who will not benefit from the many inventions that Sam might have produced if he had lived.

Getting back to listening for signals from space...I'm interested in some articles on this and perhaps an organization of ham pioneers to systematically scan space for coherent signals. With the recent progress in digital circuits, we should be able to come up with some relatively inexpensive circuits for detecting non-random signals. The next step is to choose the best frequencies...get all of the help from the satellite TV technology we can for dishes, low-noise front ends, downconverters...and start listening.

NASA and Senator Proxmire...I say that amateurs accept the challenge. Now, let's hear it from those readers who want to be involved with this project.

## OSCAR ORBITS

The tables of orbital information for OSCARs 8 and 9 were prepared with the assistance of Project OSCAR, Inc., PO Box 1136, Los Altos CA 94022. Due to the low orbit of OSCAR 9, its orbit is changing rapidly, making accurate long-range orbital predictions very difficult. Therefore, the OSCAR 9 information in these tables may be in error by several minutes and several degrees of longitude.

### THE RUSSIAN SATELLITES

The last days of 1981 were exciting ones for amateur satellite fans. On December 17, the Soviet Union simultaneously launched six new Radio Sport (RS) amateur radio satellites, designated RS-3 through RS-8. The new birds were placed into orbit by a single launch vehicle and each takes about two hours to orbit the Earth. Although they are in similar orbits, the RS satellites are by no means identical, and some of them have quite unique capabilities. Below is a brief description of the various features. Tables 1 and 2 summarize some important information for each satellite.

#### Beacons

Each satellite has one or more 10-meter beacon frequencies, as

OSCAR 8 ORBITAL INFORMATION FOR MARCH

ORBIT #	DATE	TIME (GMT)	EQ. CROSSING (DEGREES WEST)
20319	1	0106:11	85.3
20333	2	0110:42	86.4
20347	3	0115:13	87.6
20361	4	0119:44	88.8
20375	5	0124:15	89.9
20389	6	0128:46	91.1
20403	7	0133:17	92.2
20417	8	0137:48	93.4
20431	9	0142:19	94.6
20444	10	0003:39	69.9
20458	11	0008:10	71.1
20472	12	0012:41	72.2
20486	13	0017:12	73.4
20500	14	0021:43	74.6
20514	15	0026:15	75.7
20528	16	0030:46	76.9
20542	17	0035:17	78.0
20556	18	0039:48	79.2
20570	19	0044:19	80.4
20584	20	0048:50	81.5
20598	21	0053:21	82.7
20612	22	0057:52	83.8
20626	23	0102:23	85.0
20640	24	0106:54	86.2
20654	25	0111:25	87.3
20668	26	0115:56	88.5
20682	27	0120:27	89.6
20696	28	0124:58	90.8
20710	29	0129:29	92.0
20724	30	0134:00	93.1
20738	31	0138:31	94.3

OSCAR 9 ORBITAL INFORMATION FOR MARCH

ORBIT #	DATE	TIME (GMT)	EQ. CROSSING (DEGREES WEST)
2199	1	0009:45	132.1
2215	2	0132:56	152.7
2230	3	0120:54	149.5
2245	4	0108:50	146.4
2260	5	0056:45	143.2
2275	6	0044:39	140.0
2290	7	0032:32	136.8
2305	8	0020:23	133.6
2320	9	0008:13	130.4
2336	10	0131:13	151.0
2351	11	0119:01	147.8
2366	12	0106:47	144.6
2381	13	0054:32	141.3
2396	14	0042:16	138.1
2411	15	0029:58	134.8
2426	16	0017:40	131.6
2441	17	0005:20	128.3
2457	18	0128:09	148.8
2472	19	0115:46	145.5
2487	20	0103:23	142.3
2502	21	0050:58	139.0
2517	22	0038:31	135.7
2532	23	0026:04	132.3
2547	24	0013:35	129.0
2562	25	0001:05	125.7
2578	26	0123:43	146.1
2593	27	0111:11	142.8
2608	28	0058:37	139.4
2623	29	0046:02	136.1
2638	30	0033:25	132.7
2653	31	0020:48	129.3

OSCAR 8 ORBITAL INFORMATION FOR APRIL

ORBIT #	DATE	TIME (GMT)	EQ. CROSSING (DEGREES WEST)
20752	1	0143:02	95.4
20765	2	0004:23	70.8
20779	3	0000:54	72.0
20793	4	0013:25	73.1
20807	5	0017:56	74.3
20821	6	0022:27	75.4
20835	7	0026:58	76.6
20849	8	0031:29	77.8
20863	9	0036:00	78.9
20877	10	0040:31	80.1
20891	11	0045:02	81.2
20905	12	0049:33	82.4
20919	13	0054:04	83.6
20933	14	0058:35	84.7
20947	15	0103:06	85.9
20961	16	0107:37	87.0
20975	17	0112:08	88.2
20989	18	0116:39	89.4
21003	19	0121:10	90.5
21017	20	0125:41	91.7
21031	21	0130:12	92.8
21045	22	0134:44	94.0
21059	23	0139:15	95.2
21072	24	0000:35	70.5
21086	25	0005:06	71.7
21100	26	0009:37	72.8
21114	27	0014:08	74.0
21128	28	0018:39	75.2
21142	29	0023:10	76.3
21156	30	0027:41	77.5

OSCAR 9 ORBITAL INFORMATION FOR APRIL

ORBIT #	DATE	TIME (GMT)	EQ. CROSSING (DEGREES WEST)
2668	1	0000:09	126.0
2684	2	0130:30	146.4
2699	3	0117:56	143.0
2714	4	0105:14	139.6
2729	5	0052:30	136.1
2744	6	0039:45	132.7
2759	7	0026:58	129.3
2774	8	0014:10	125.9
2789	9	0001:21	122.4
2805	10	0123:48	142.7
2820	11	0110:48	139.3
2835	12	0057:55	135.8
2850	13	0045:01	132.3
2865	14	0032:06	128.9
2880	15	0019:09	125.4
2895	16	0006:12	121.9
2911	17	0128:21	142.1
2926	18	0115:20	138.6
2941	19	0102:19	135.1
2956	20	0049:16	131.6
2971	21	0036:11	128.0
2986	22	0023:06	124.5
3001	23	0009:59	121.0
3017	24	0131:59	141.2
3032	25	0118:50	137.6
3047	26	0105:39	134.0
3062	27	0052:27	130.4
3077	28	0039:14	126.9
3092	29	0026:00	123.3
3107	30	0012:45	119.7



**BEACON AND ROBOT FREQUENCIES  
(MHz)**

Satellite Name	Beacon Frequency	Robot Uplink	Robot Downlink
RS-3	29.320	—	—
RS-4	29.360	—	—
RS-5	29.450	145.830	29.330
RS-6	29.450	—	—
RS-7	29.500	145.840	29.340
RS-8	29.500	—	—

Table 1.

shown in the Table 1. When you hear one of the RS satellites, the frequency of the beacon can be a guide as to which bird it is. The beacon frequencies of RS-5 and RS-7 change when the satellite is in the "robot" mode. See below.

The beacons transmit telemetry information in a coded format. The information is sent in Morse Code at 20-30 words per minute. Each telemetry frame consists of the satellite identifier plus seven pieces of data. A typical telemetry frame might consist of "RS5 K00 D00 O76 G00 U00 S15 W17." As this is being written, the only channel thus far interpreted is the K channel, which indicates the output power of the transponder. When the value for K is 00, as in the example above, this means that the satellite's transponder is presently turned off. A K value other than 00 indicates that the transponder is in operation.

### Transponders

At press time, RS-5, 6, 7, and 8 were known to contain transponders for two-way communication. These operate in Mode A, which means you transmit to the satellites on 2 meters between 145.910 and 146.000 (the uplink), and listen for returning signals on 10 meters just below the beacon frequency (the downlink). Table 2 summarizes the transponder uplink and downlink frequencies.

Since a popular class of Soviet amateur license allows only low-power operation on VHF, these latest birds have very sensitive receivers. Therefore, it is recommended that you use no more than 10 Watts effective radiated power (erp) when attempting to communicate through the RS satellites.

### Robots

The most unusual feature of the new RS satellites is the "robot," an automatic CW QSO device present on RS-5 and RS-7. When operating, the robot calls CQ on one of the beacon frequencies and then listens for amateurs to respond on a specific 2-meter frequency. If you make the proper response, the robot then sends a short confirmation message containing your callsign, assigning a number to your contact, and thanking you for the QSO.

If I am trying to work the RS-5 robot, for instance, the response expected by the robot is "RS5 DE WB8BTH AR" or "RS5 DE WB8BTH AR K" (it's not yet clear if the final "K" is necessary). Of course, you

**COMMUNICATION PASSBANDS  
(MHz)**

Satellite Name	Uplink Passband	Downlink Passband
RS-5	145.910-145.950	29.410-29.450
RS-6	145.910-145.950	29.410-29.450
RS-7	145.960-146.000	29.460-29.500
RS-8	145.960-146.000	29.460-29.500

Table 2.

must substitute your own callsign as well as send the proper satellite identifier. If the robot has copied your complete response correctly, it will confirm the contact by sending "WB8BTH DE RS5 QSO NR XXX OP ROBOT TU FR QSO 73 SK." The XXX is a serial number assigned by the robot to your QSO. Sometimes the robot will "listen" to several callers and then send several confirmation messages in succession.

The uplink frequencies for robot operation are given in Table 1. The best success has been achieved when transmitting slightly (perhaps 4 kHz) below the frequencies in the table. Sometimes the beacon and robot frequencies are interchanged, so be sure to tune around.

### Experiments

According to the Soviets, RS-3 and RS-4 are intended for experimental use, explaining why no transponder or robot activity was heard on these satellites during their early life. By the time you read this, these two satellites may have produced some surprises.

### Orbital Parameters

The first rough estimates for the orbital periods of the new satellites range from 118.52 minutes for RS-3 to 119.77 minutes for RS-8. The corresponding per orbit longitude increments vary from 29.76 to 30.07 degrees. When the six satellites were first launched, they were quite close together. However, since they are in slightly different orbits, they quickly began to drift away from one another.

### Summary

The new RS satellites are very easy to hear. In the mid- to late evening, and again in the late morning hours, the six satellites have been solid copy, even on inexpensive shortwave receivers. A dipole or other simple 10-meter antenna will be perfectly adequate for good reception.

At this writing, the new satellites were only two weeks old, and their orbital parameters were not known with sufficient accuracy to permit the preparation of reference orbit tables, such as those published for OSCARs 8 and 9. More up-to-date information on the RS satellites can be found in ARRL bulletins and on the various AMSAT nets. Thanks to WB1EYI and W9KDR at the ARRL for their assistance in providing information used in this article. —WB8BTH.

### APARTMENT BLUES?

Get on the air NOW!

with

### HANDBOOK OF APARTMENT OPERATION

by Dan Fox, W2IQD.

Everything you need to know about operating from these tough spots. Over 150 fact-filled pages cover every aspect of apartment/condo operation.

### MONEYBACK GUARANTEE

only \$12.50 + \$1.50 p&h Check, MC, VISA (card#-date)

to Wessex Publishing Co. Dept. B9

POB 175 N. Chelmsford, MA. 01863

### Two-meter H.T. Amplifier Kit

\$56.95  
PPD. USA

1.5 watts in—20 out  
COR BNC in—SO-239 out  
small size: 1-3/16" x 3" x 4-1/2"  
Class C or AB1



ask about  
our other  
UHF & VHF  
amplifier kits

✓ 459

1398 Edwards Ave.  
Lakewood, OH 44107  
(216) 221-9500

**QRO ENGINEERING**



# Radio Bookshop

NEW from **73**

## THE NEW WEATHER SATELLITE HANDBOOK



BY DR. RALPH E. TAGGART

Here is the completely updated and revised edition of the best-selling **Weather Satellite Handbook**—containing all the information on the most sophisticated and effective spacecraft now in orbit. Dr. Taggart has written this book to serve both the experienced amateur satellite enthusiast and the newcomer. The book is an introduction to satellite watching, providing all the information required to construct a complete and highly effective ground station. Not just ideas, but solid hardware designs and all the instructions necessary to operate the equipment are included. For the thousands of experimenters who are operating stations, the book details all procedures necessary to modify their equipment for the new series of spacecraft. Amateur weather satellite activity represents a unique blend of interests encompassing electronics, meteorology and astronautics. Join the privileged few in watching the spectacle of earth as seen from space on your own monitoring equipment. Order BK7383 \$8.95

**SAVE \$2.95**

### WEATHER SATELLITE HANDBOOK (first edition)

By Dr. Ralph E. Taggart WB8DQT. Valuable information in this first edition *is not included* in Dr. Taggart's just published book, **The New Weather Satellite Handbook** (see above). Chapters such as "How to Build an Electric Timer for Satellite Tracking" and "Building an Automatic Control for the Satellite Receiving Station" will no longer be available when this edition is out of print. This is a good entry level text for those discovering the exciting new use of weather satellites. Regular price: \$4.95. **SPECIAL PACKAGE PRICE--BOTH BOOKS FOR ONLY \$10.95, SAVE \$2.95!** (This offer available only while supplies last.) Order WS7300 and receive both editions of the Weather Satellite Handbook for only \$10.95 (plus \$1.00 shipping and handling charge).

\*Use the order card in this magazine or itemize your order on a separate piece of paper and mail to: 73 Radio Bookshop • Peterborough NH 03458. Be sure to include check or detailed credit card information. Add \$1.50 first book, \$1.00 each additional book, \$10.00 per book foreign airmail. Note: Prices subject to change on books not published by 73 Magazine. Questions regarding your order? Please write to Customer Service at the above address. Please allow 4-6 weeks for delivery. No C.O.D. orders accepted. For Toll Free ordering call 1-800-258-5473.



## MAKE MONEY... **73** \$SELL MAGAZINE

*Selling 73 Magazine, the ham radio magazine that offers quality and quantity, brings the ham into your store. Once through the door you can sell him anything.*

*Our dealers are telling us that "73" outsells them all...so call today and join the dealers who make money with 73 Magazine.*

*For information on selling 73 Magazine call 603-924-9471 and speak with Ginnie Boudrieau, our Bulk Sales Manager. Or write to her at:*

**73** MAGAZINE  
80 Pine Street  
Peterborough NH 03458



# HAM HELP

I would like to correspond with someone who has used a Cushcraft R-3 half-wave vertical antenna.

**Marvin Rosen N3BQA**  
20 W. Madison St.  
Baltimore MD 21201  
(301)-685-6308

I am looking for a vfo to accompany my Hallicrafters SR-42 receiver.

**Ben Kronnick WB6REN**  
2539 Thayer Court  
Riverside CA 92507

I am in need of a copy of the owner's manual and schematic for a Robyn MT701 CB transceiver tester.

**S.E. Hess W7CW**  
6540 Chico Way N.W.  
Bremerton WA 98310

I would like to hear from old members of the 136th Radio Intelligence Corps, especially those operating at Section

Eight: Nadzab, Hollandia, Leyte, and Tokyo.

**Donald E. Head K8NCZ**  
8190 Wright Road  
Broadview Heights OH 44547

I am in need of an assembly manual for a Knightkit dc oscilloscope, model KG-635. I will copy and return your original.

**R. Weinberger KB6TI**  
14130 Alta Vista  
Saratoga CA 95070

I am looking for a used communications service monitor, preferably a Cushman or IFR.

**Tommy S. Evans NE4J**  
401 East Vance St.  
Wilson NC 27893

I am in need of a schematic and instruction manual for a Gonset G-151 FM Communicator.

**James Leathem K7BTB**  
48 Pine Cone Dr.  
Williams AZ 86046

## ALL NEW 15 Meter Mobile CW & USB



**21.000—21.450 MHz**

High 10W (PEP) low 2W (PEP); VFO tuning; noise blanker; fine-tune SB, KHz ± CW off-set; digital frequency counter; 13.8V dc @ 3A, negative ground; L 9.5" x W 9" x H 2.5"; weight (2.3 kg) 5.7 lbs.; mobile mounting bracket. **UNDEF \$300**

**SERIOUS DEALER LISTS AVAILABLE**



✓ 318

1275 N. GROVE ST.  
ANAHEIM, CALIF. 92806 (714) 630-4541

NOTE: Price, specifications subject to change without notice and obligation.

## SLEP MAIL-ORDER SPECIALS

<b>DRAKE</b>	
TR-5 TRANSCEIVER-NEW MODEL SOLID STATE DIGITAL READOUT, 160-10M, FULL BREAK-IN CW, 12VDC, LIST \$1,099.00, SALE	\$ 988.00
TR-7A TRANSCEIVER-NEW MODEL WITH NOISE BLANKER 500HZ CW FILTER, 160-10M PLUS GENERAL COVERAGE, DIGITAL READOUT, HAS MANY IMPROVED FEATURES, LIST \$1,699.00, SALE	1,488.00
PS-7 POWER SUPPLY, 12VDC OUTPUT 25 AMP CONTINUOUS, REGULATED FOR TR-7A/TR-5, LIST \$299.00, SALE	269.00
PS-75 POWER SUPPLY, 15 AMP CONTINUOUS, 25A ICAS FOR TR-7A/TR-5, LIST \$199.00, SALE	187.00
R-7A RECEIVER NEW MODEL WITH NOISE BLANKER, 500 HZ CW FILTER, 0-30 MHZ DIGITAL READ-OUT, AN EXCELLENT GENERAL COVERAGE RECEIVER, LIST \$1,649.00, SALE	1,448.00
L-7 LINEAR AMPLIFIER 2 KW WITH PIS, TWO 3-500Z, LIST \$1,400.00, SALE	1,250.00
L-75 LINEAR AMPLIFIER 1.2 KW WITH PIS, ONE 3-500Z, LIST \$854.95, SALE	745.00
THETA 7000E MICROPROCESSOR CONTROLLED COMMUNICATION TERMINAL, PERFORMS WITH ANY AMATEUR RADIO INSTALLATIONS LIST \$1,095, SALE	965.00
TR-930 VIDEO MONITOR, 9" FOR 7000E, LIST \$185.00, SALE	165.00
MN-2700 ANTENNA TUNER 2KW 160-10M, LIST \$349.00, SALE	312.00
MN-75 ANTENNA TUNER 200W 160-10M, LIST \$259.00, SALE	232.00
ESR24 TVRO EARTH STATION, RECEIVER	745.00
SC-ESR SINGLE CONVERSION DOWN CONVERTER FOR ESR24	250.00
SPH24 SPLASH PROOF HOUSING FOR SC-ESR	60.00
RA-7 FAN FOR TR-7, TR-5, PS-7, DL-1000	29.00
SP-75 SPEECH PROCESSOR	142.00
CW-75 ELECTRONIC CW KEYS	72.00
P-75 PHONE PATCH	72.00
LA-7 BALANCE LINE AMPLIFIER 600 OHM	46.00
TV-3300 LOW PASS FILTER	28.00
TV-300 HIGH PASS FILTER FOR 300 OHM TWIN LEAD	15.95
TV-75 HIGH PASS FILTER FOR 75 OHM COAX	17.95
SL-300, SL-500, SL-1800, SL-4000, SL-6000 FILTERS FOR TR-5, TR-7, R-7	EACH 55.00
R-4C FILTERS FL-250, FL-500, FL-1500	EACH 55.00
AK-75 DIPOLE ANTENNA 160-10M 2KW	38.00
DL-300 DRY DUMMY LOAD 300W	25.00
DL-1000 DRY DUMMY LOAD 2 KW	49.00
7077 DESK MICROPHONE TR-5, TR-7	45.00
1549 ANTENNA HFVHFUHF SURGE SHUNT FOR ALL TRANSCEIVERS, RECEIVERS PASSING UP TO 200W, AN EXCELLENT PROTECTION DEVICE	24.95
3001 REPLACEMENT PILL ELEMENT FOR 1549, BUY A SPARE	5.00
SERVICE MANUALS TR-5, TR-7, TR-7A, R-7, R-7A	EACH 35.00
NB-7 NOISE BLANKER TR-7	82.00
AUX-7 RANGE PROGRAM BOARD TR-7, TR-7A	44.00
RV-7 REMOTE VFO TR-7/TR-7A	175.00
<b>ICOM</b>	
730 HF TRANSCEIVER 12V, LIST \$829.00, SALE	709.00
720 HF TRANSCEIVER 12V, LIST \$1,349.00, SALE	1,185.00
251A TRANSCEIVER 2M AC/12V, LIST \$749.00, SALE	645.00
25A 2M FM MOBILE 12V, LIST \$349.00, SALE	309.00
290A 2M FM/SSB/CW LIST \$549.00, SALE	488.00
2AT HAND HELD WITH TOUCH-TONE 2M, LIST \$269.00, SALE	239.00
3AT HAND-HELD WITH TOUCH-TONE 220 MHZ, LIST \$299.00, SALE	269.00
4AT HAND-HELD WITH TOUCH-TONE 450 MHZ, LIST \$299.00, SALE	269.00
PS-15 POWER SUPPLY FOR 720A/730, LIST \$149.00, SALE	138.00
AH-1 FIVE BAND MOBILE ANTENNA WITH TUNER 3.5-28 MHZ LIST \$289.00, SALE	258.00
BP-3 NICAD PACK	29.50
BP-4 ALKALINE CASE	12.50
BP-5 NICAD PACK 425MA AT 10.8V	48.00
BC-30 DROP-IN CHARGER FOR ALL BP SERIES	64.00
CP-1 CIGARETTE LIGHTER PLUG/CORD	9.50
DC-1 DC OP PACK FOR 2AT	17.50
EX-2 RELAY BOX 701, 720, 730	34.00
EX 202 AUTO BAND SWITCHING 730	27.50
EX 203 CW AUDIO FILTER 150 HZ/6DB 730	39.00
FL-30 SSB PASS BAND TUNE CRYSTAL FILTER 730	58.00
FL-32 CW FILTER 720A	58.00
FL-34 AM FILTER 720A	48.00
FL-44 455 KHZ SSB CRYSTAL FILTER 730	145.00
FL-45 CW NARROW CRYSTAL FILTER 730	58.00
HM-8 MIKE 8 PIN W/TONE ENCODER	45.00
HM-9 SPEAKER MIKE FOR IC-2, 3, 4	32.00
HM-10 SCANNING MIKE	36.00
SM-5 BASE MIKE 8 PIN	36.00
MB-5 MOBILE MOUNT 730	19.50
BC-10A MEMORY BACK-UP UNIT	10.00
<b>TEN-TEC</b>	
525 ARGOSY 100/10W 3.5-30 MHZ TRANSCEIVER, LIST \$549.00, SALE	489.00
546 OMNI C 160-10M DIGITAL READ-OUT, LIST \$1,249.00, SALE	1,048.00
580 DELTA 160-10M DIGITAL READ-OUT TRANSCEIVER, LIST \$869.00, SALE	745.00
444 HERCULES AMPLIFIER, SOLID STATE 1KW, LIST \$1,575.00, SALE	1,329.00
225 AC/PS FOR ARGOSY 525, LIST \$129.00, SALE	118.00
255 AC/PS FOR OMNI, LIST \$199.00, SALE	169.00
280 AC/PS FOR DELTA, LIST \$169.00, SALE	149.00
215PC MICROPHONE WITH COILED CORD/PLUG	32.00
228 ANTENNA TUNER W/SWR BRIDGE 100W PEP	89.00
229 ANTENNA TUNER, NEW MODEL W/SWR BRIDGE 2KW PEP	229.00
243 REMOTE VFO OMNI C	169.00
217, 218, 219, FILTERS 525/546 EACH	49.00
220 FILTER 2.4 KHZ 8 POLE 525	49.00
282, 285 FILTERS FOR 580, EACH	45.00
289 NOISE BLANKER 580	38.00
22 MOBILE MOUNT 525	25.00
645 ULTRAMATIC DUAL PADDLE KEYS	75.00
670 SINGLE PADDLE KEYS	38.00
<b>EXTRA BONUS</b> —WE PAY SHIPPING TO 50 STATES, APO, FPO, MASTER CARD, VISA OR CHECKS ACCEPTED. SAVE MONEY BY ORDERING TODAY AT THESE LOW DISCOUNT PRICES. MAIL OR PHONE BILL SLEP 704-524-7519.	



✓ 367

Electronic Distributors

**Slep Electronics Company**

P. O. BOX 100, HWY 441, DEPT. 73  
OTTO, NORTH CAROLINA 28763



# MOVING?

Let us know 8 weeks in advance so that you won't miss a single issue of 73 Magazine.

Attach old label where indicated and print new address in space provided. Also include your mailing label whenever you write concerning your subscription. It helps us serve you promptly. Write to:

**73 magazine**

Subscription Department  
P.O. Box 931  
Farmingdale NY 11737

- Address change only       Payment enclosed  
 Extend subscription  
 Enter new subscription       Bill me later  
 1 year \$24.97 (Canada \$27.97, Foreign surface \$44.97/US funds.)  
 Foreign air mail, please inquire.

*If you have no label handy, print OLD address here.*

AFFIX LABEL

Name \_\_\_\_\_ Call \_\_\_\_\_

Address \_\_\_\_\_

City \_\_\_\_\_ State \_\_\_\_\_ Zip \_\_\_\_\_


*print NEW address here:*

Name \_\_\_\_\_ Call \_\_\_\_\_

Address \_\_\_\_\_

City \_\_\_\_\_ State \_\_\_\_\_ Zip \_\_\_\_\_

323B6



## Can 20% Be Wrong?

A recent survey showed that 20% of the 73 subscribers also read Kilobaud MICROCOMPUTING magazine . . . and enjoy it. This is the best way to learn and keep up with the rapidly developing world of microcomputers. There's nothing to be afraid of, you just have to read an interesting magazine and you'll learn. Try a subscription to Kilobaud MICROCOMPUTING and see for yourself.

- New subscription       Renewal       12 issues for \$24.97  
 Payment enclosed \$ \_\_\_\_\_  
 VISA       MC       AE       Bill me

Card # \_\_\_\_\_ Interbank # \_\_\_\_\_

Signature \_\_\_\_\_ Exp. date \_\_\_\_\_

Name \_\_\_\_\_

Address \_\_\_\_\_

City \_\_\_\_\_ State \_\_\_\_\_ Zip \_\_\_\_\_

*—for even faster ordering service call toll free (800) 258-5473*

Canadian: \$27.97, one year only, U.S. funds. Foreign surface, \$44.97, one year only, U.S. funds. Foreign air mail, please inquire. Please allow 6 weeks for delivery.

323B6

MICROCOMPUTING • POB 997 • Farmingdale NY 11737

# NEW From 73 MAGAZINE

## THE 1982 EDITION GENERAL LICENSE STUDY GUIDE

by Timothy M. Daniel N8RK

This is the complete guide to the General License. Learning rather than memorizing is the secret. This is not a question-and-answer guide that will gather dust when the FCC issues a new test. Instead, this book will be a helpful reference, useful long after a ham upgrades to General. Includes up-to-date FCC rules and an application form.

ORDER yours today and talk to the world.

SG7358 \$6.95

The 1982 edition will be ready to ship in March.

\*Use the order card on the Reader Service page of this magazine or itemize your order on a separate piece of paper and mail to: 73 Radio Bookshop • Peterborough NH 03458. Be sure to include check or detailed credit card information. No C.O.D. orders accepted. Add \$1.50 handling charge for the first book; \$1.00 for each additional book. Questions regarding your order? Please write to Customer Service at the above address. Please allow 4-6 weeks for delivery.

**FOR TOLL FREE ORDERING  
CALL 1-800-258-5473**

# TRS 80\* OWNERS ARISE!



Arise and subscribe to 80 MICROCOMPUTING, the newest and fastest growing microcomputer magazine. This is full of news about programs, accessories and theory on the world's largest selling computer, the TRS-80\*—definitely beginner level and includes lots of program listings. Find out what all the fuss is about.

- New subscription       Renewal       12 issues for \$24.97  
 Payment enclosed \$ \_\_\_\_\_  
 VISA       MC       AE       Bill me

Card # \_\_\_\_\_

Interbank # \_\_\_\_\_ Exp. date \_\_\_\_\_

Signature \_\_\_\_\_

Name \_\_\_\_\_

Address \_\_\_\_\_

City \_\_\_\_\_ State \_\_\_\_\_ Zip \_\_\_\_\_

**80 microcomputing**™

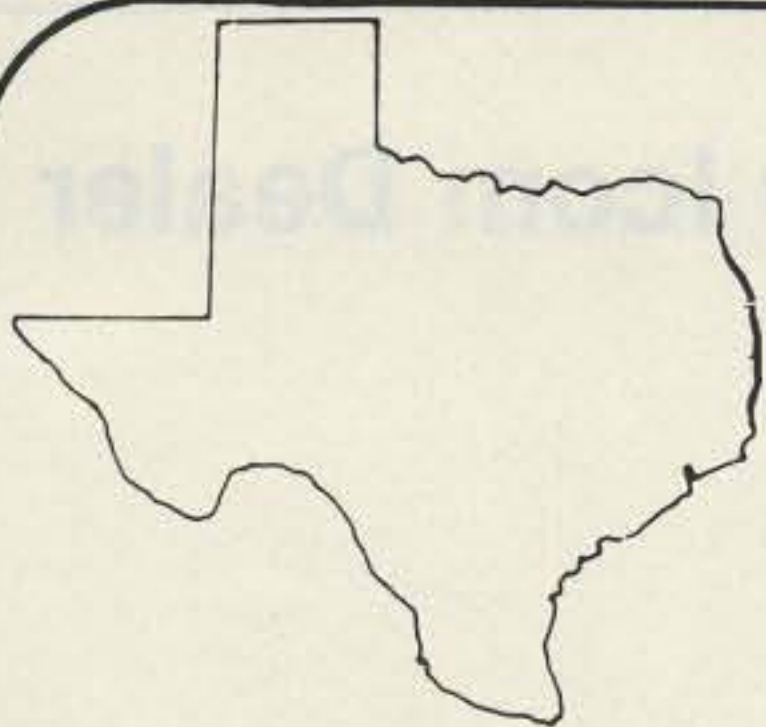
• P.O.B. 981 • Farmingdale N.Y. 11737

\*TRS-80 is a trademark of Tandy Corporation.

Please allow 6 weeks for delivery  
Canadian: 1 yr. only/\$27.97 in US Funds  
Foreign: 1 yr. only/\$44.97 in US Funds

323B6





**Universal Communications**  
 A DIVISION OF INNOVATIVE LABS, INC.  
 P.O. BOX 339  
 ARLINGTON, TEXAS 76004-0339



**SUPERVERTER I.....\$99.95**

The ultimate in converter technology! Dual-stage selective preamp, mixer, i.f. amplifier and no-drift crystal-controlled oscillator. We recommend this unit for **experienced kit builders**. 12v Stationary Power Supply...\$24.95 for Superverter I.

**SELECTIVE PREAMP.....\$44.50**

This new unit is not like other wideband preamps. Experienced kit builders can easily add this unit to our existing boards or to other manufacturers' boards to improve overall performance.

**2300 MHZ CONVERTER KIT.....\$35.00**

Complete with PC board, parts and 10-page instruction book.

**VARIABLE POWER SUPPLY.....\$24.95**

Complete kit includes all components for working unit, including deluxe box and overlays.

**DISK YAGI ANTENNA.....\$25.00**

Complete kit with PVC and mounting bracket. Stronger than loop yagi, and equal in gain.

**4-FOOT DISH ANTENNA.....\$54.95**

Overall 25 dB gain. Partial assembly required. Shipped UPS (ground) only.

**DL-2000 SATELLITE RECEIVER.....\$749.95**

Fully assembled receiver—this is not a kit.

**120° LNA.....\$650.00**

**TERMS: COD, Money Order, Bank Cards**

**HOURS: 8:30-4:30 CDST; MON-FRI (817) 265-0391 INFORMATION**

Our product may be copied, but the performance is never equalled. **P.O. BOX 339, ARLINGTON, TX 76004-0339**

**UNIVERSAL COMMUNICATIONS**

**TERMINALL**

**NEW!  
FOR YOUR  
TRS-80**



**\$499.00**

**Simplicity of Operation — Superior Performance**  
**What are you waiting for? THIS IS THE WAY TO GO!**

- **TERMINALL** is a hardware and software system which converts your TRS-80\* (model I or III) into a state of the art communications terminal. TERMINALL works with a general purpose computer, is expandable, has superior performance and is simple to use. TERMINALL has it all!
- **Simplicity.** TERMINALL is easy to connect to your radio and easy to use. Plug into your receiver headphone jack and copy Morse code, Baudot or ASCII. Plug into your CW jack and send Morse code. Attach a microphone connector and send Baudot or ASCII using audio tones (AFSK). That's all there is to hooking it up. You will be on the air and transmitting in minutes!
- **Software on cassette and disk**, assembled and tested hardware and extensive instruction manual. Specify Model I or III. Level BASIC, 16K required.

**THE COMMUNICATIONS TERMINAL THAT DOES IT ALL!**

- **Software** may be loaded into your computer on cassette or disk. Enter your callsign and the time and you will start receiving immediately. No adjustments are needed to receive Morse code. It's fully automatic. It works. You will be on the air and transmitting in minutes.
- **Full ASCII capabilities.** Upper and lower case, control codes, even/odd/no parity, 6, 7 or 8 data bits, 75 to 110 baud.
- **Buffered ASCII parallel printer output:** any or all text, or WRU activated (AUTO START).
- **Hardware clock** maintains correct time during all operations. Programmable time/date format.
- **Flexible Interfacings:** Separate CW and RTTY demodulators, AFSK, CW and PTT keying, 60 mil loop interconnect, RS232 IN and OUT, hand key input, and side tone output.
- **Multilevel Displays:** Edit Window to enter transmit text or program messages. Status Window displays mode, operating parameters, prompts and error messages. Dialogue Window displays received and transmitted text. Review window for examining and editing historical text.
- **Fantastic Morse Reception:** Six stage active filter demodulator and auto adaptive Morse algorithm copies the weak and sloppy ones.
- **Multiple user defined WRU.** Four WRU functions You can select any combination of (1) initiate sequence, (2) Terminate sequence, (3) what to transmit back (if anything), (4) whether to save on tape or not. WRU functions work in all modes (Morse, Baudot or ASCII).
- **Word wrapping,** word mode editing, diddle, ignore carriage returns, user programmable end of line sequence, adjustable carriage width, transmit delay (fixed, none, auto adaptive), break mode, keyboard selectable: baud rate, shift, CW keying, unshift-on-space and signal invert.
- **General Purpose vs Dedicated:** TERMINALL works with a general purpose computer so the majority of your investment has many different applications.

**We discount Epson Printers  
Call Now!**

**MACROTRONICS, inc.®**

1125 N. Golden State Blvd.  
Turlock, California 95380

✓ 44



C.O.D.

**USE OUR TOLL FREE NUMBER TO ORDER  
(800) 344-7493**

In CA & for service (209) 667-2888 or 634-8888  
**15 DAY MONEY BACK TRIAL PERIOD**  
 1 Yr. Parts and Labor limited Warranty  
 \*TRS-80 is a registered trademark of Radio Shack



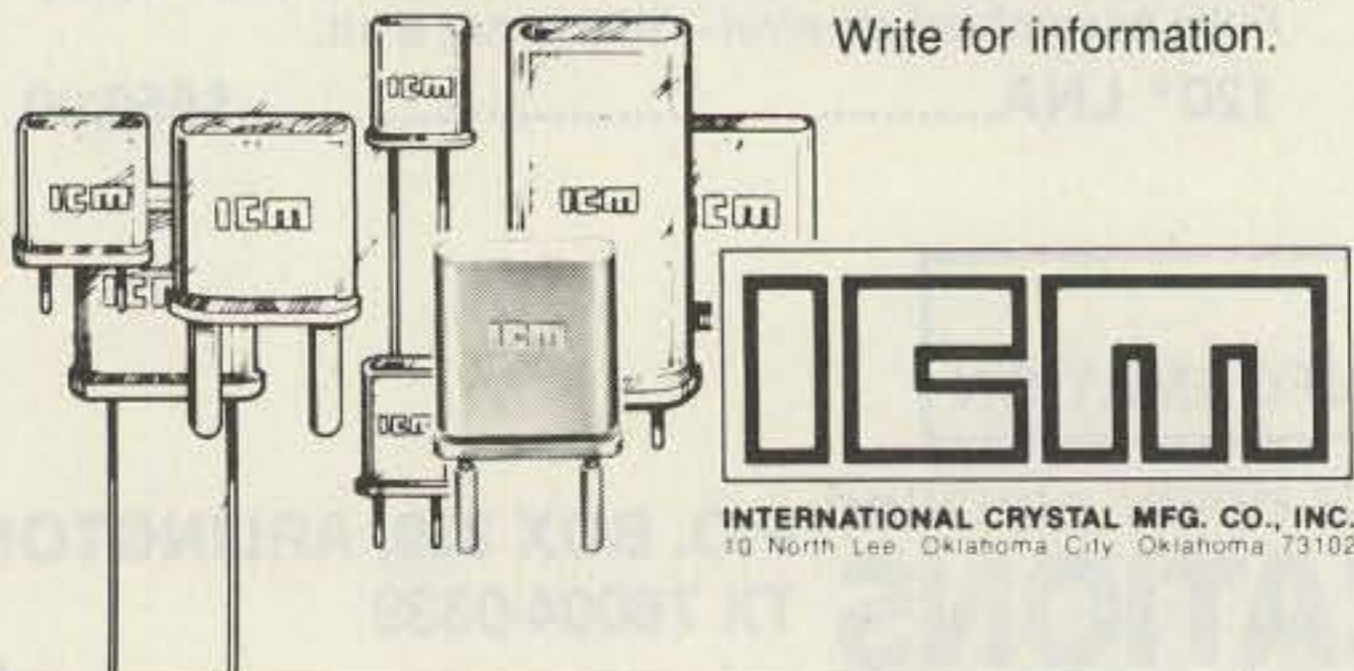
# THERE IS A DIFFERENCE IN QUARTZ CRYSTALS

International's leadership in crystal design and production is synonymous with quality quartz crystals from 70 KHz to 160 MHz. Accurately controlled calibration and a long list of tests are made on the finished crystal prior to shipment.

That is why we guarantee International crystals against defects, material and workmanship for an unlimited time when used in equipment for which they were specifically made.

Orders may be placed by Phone: 405/236-3741.  
TELEX: 747-147. CABLE: Incrystal · TWX:  
910-831-3177 · Mail: International Crystal Mfg. Co., Inc.,  
10 North Lee, Oklahoma City, Oklahoma 73102. ✓36

Write for information.



## Iowa's Only Icom Dealer



### G&K Amateur Supply

2920 East 9th St.  
Des Moines, Iowa 50316

7:00—5:00 Mon-Fri.

7:00—1:00 Sat.

Leroy WD0CZO

✓ 101

# MIDCOM

## CALL NUMBER ONE!

CARLOAD INVENTORIES • ROCK BOTTOM PRICES  
SUPER-FAST SERVICE

LINES: AEA	ALPHA	CUSHCRAFT	DENTRON	KANTRONICS	MINI-PRODUCTS	NYE	TEN TEC
AVANTI	BEARCAT	COLLINS	HY GAIN	KLM	MOR GAIN	PALOMAR ENG	UNIVERSAL
ASTRON	BIRD	CDE	HUSTLER	KENWOOD	MIRAGE	REGENCY	UNARCO-ROHN
ALLIANCE	BENCHER	DRAKE	ICOM	MICROLOG	MFJ	SWAN	VIBROPLEX

CALL TOLL FREE **1-800-325-3609** IN MISSOURI  
314-961-9990  
MID-COM ELECTRONICS • 8516 MANCHESTER ROAD • BRENTWOOD, MO 63144



✓ 52



# RADIO BOOKSHOP

## ANTENNA BOOKS



**PRACTICAL ANTENNAS FOR THE RADIO AMATEUR**—A manual describing how to equip a ham station with a suitable antenna. A wide range of antenna topics, systems, and accessories are presented giving the reader some food for thought and practical data for construction. Designed to aid the experienced ham and novice as well. Only BK1015 \$9.95.\*

**VHF ANTENNA HANDBOOK**—The new *VHF Antenna Handbook* details the theory, design, and construction of hundreds of different VHF and UHF antennas... a practical book written for the average amateur who takes joy in building, not full of complex formulas for the design engineer. Packed with fabulous antenna projects you can build. \$5.95.\* BK7368

**73 DIPOLE AND LONG-WIRE ANTENNAS**—by Edward M. Noll W3FQJ. This is the first collection of virtually every type of wire antenna used by amateurs. Includes dimensions, configurations, and detailed construction data for 73 different antenna types. Appendices describe the construction of noise bridges, line tuners, and data on measuring resonant frequency, velocity factor, and swr. \$5.50.\* BK1016

● **ALL ABOUT CUBICAL QUAD ANTENNAS (2nd edition)**—BK1196—The "Classic" on Quad design, theory, construction, and operation. New 2nd edition contains new feed and matching systems and new data. \$5.95.\*

● **BEAM ANTENNA HANDBOOK (New 5th edition)**—BK1197—Yagi beam theory, construction and operation. Information on wire beams, SWR curves and matching systems. A "must" for serious DXers. \$5.95\*

● **VHF HANDBOOK FOR RADIO AMATEURS**—BK1198—Contains information on FM theory, operation and equipment, VHF antenna design and construction, satellite-EME, and the newest solid-state circuits. \$6.95\*

● **THE RADIO AMATEUR ANTENNA HANDBOOK**—BK1199—All about wire antennas, beams, tuners, baluns, coax, radials, SWR and towers. Clear and complete information. \$6.95\*

● **SIMPLE, LOW-COST WIRE ANTENNAS FOR RADIO AMATEURS**—BK1200—All new data and everything you want to know about low-cost, multi-band antennas, inexpensive beams, "invisible" antennas for hams in "tough" locations. \$6.95\*

● **HOW TO DEFEND YOURSELF AGAINST RADAR**—BK1201—by Bruce F. Bogner and James R. Bodnar, a lawyer and radar expert. This book gives you the ammunition to challenge the radar "evidence" that usually leads to a speeding conviction. The major part of the book details the inner workings of radar—you'll become more of an expert than most police officers and judges. The remainder of the book outlines how to defend yourself against a speeding ticket—the observations, measures and testimony you must obtain to defend yourself without the help of a lawyer. The price is a lot less than a fine! \$6.95\*

## THE WELL EQUIPPED HAM SHACK



## COOK BOOKS

**TTL COOKBOOK**—by Don Lancaster. Explains what TTL is, how it works, and how to use it. Discusses practical applications, such as a digital counter and display system, events counter, electronic stopwatch, digital voltmeter and a digital tachometer. \$9.50.\* BK1063

**CMOS COOKBOOK**—by Don Lancaster. Details the application of CMOS, the low power logic family suitable for most applications presently dominated by TTL. Required reading for every serious digital experimenter! \$10.50.\* BK1011

**TVT COOKBOOK**—by Don Lancaster. Describes the use of a standard television receiver as a microprocessor CRT terminal. Explains and describes character generation, cursor control and interface information in typical, easy-to-understand Lancaster style. \$9.95.\* BK1064

**SPECIAL OFFER**  
Chart of  
**UNITED STATES AMATEUR RADIO PRIVILEGES**

by class of license, emission type, and frequency from 160 thru 2 meters, including provision for the new 30, 17, and 12 meter bands. This 22 x 28 in. twelve-color chart is the first of its kind to be both informative and decorative. \$3.00 value, only \$1.95 with the purchase of 1 or more books from the Radio Bookshop. (Supplies limited, order now.)  
**CH7300 \$1.95.**

**WORLD REPEATER ATLAS**—Completely updated, over 230 pages of repeater listings are indexed by location and frequency. More than 50 maps pinpoint 2000 repeater locations throughout the USA. Foreign listings include Europe, the Middle East, South America, and Africa. \$4.95\* BK7315

**THE MAGIC OF HAM RADIO**—by Jerrold Swank W8HXR begins with a brief history of amateur radio and of Jerry's involvement in it. Part 2 details many of ham radio's heroic moments. Hamdom's close ties with the continent of Antarctica are the subject of Part 3. In Part 4 the strange and humorous sides of ham life get their due. And what of the future? Part 5 peers into the crystal ball. \$4.95.\* BK7312

**A GUIDE TO HAM RADIO**—by Larry Kahaner WB2NEL. What's Amateur Radio all about? You can learn the basics of this fascinating hobby with this excellent beginner's guide. It answers the most frequently asked questions in an easy-going manner, and it shows the best way to go about getting an FCC license. A Guide to Ham Radio is an ideal introduction to a hobby enjoyed by people around the world. \$4.95.\* BK7321

**WORLD RADIO TV HANDBOOK 1982, 25TH EDITION**—This book is the bible of international broadcasters, providing the only authoritative source of exact information about broadcasting and TV stations world wide. This 1981 edition is completely revised, giving comprehensive coverage of short, medium and long wave, 560 pages of vital aspects of world listening. \$16.50. BK1184

## MICROCOMPUTER BOOKS FROM 73

Some of the Best from

**40 COMPUTER GAMES**  
from  
kilobaud microcomputing

Includes: Gambling, Racing, Space, Board Games, Card Games, Guessing Games, Puzzles, Calculators, Odds & Ends

● **SOME OF THE BEST FROM KILOBAUD/MICROCOMPUTING**—BK7311—A collection of the best articles that have recently appeared in Kilobaud/MICROCOMPUTING. Included is material on the TRS-80 and PET systems, CP/M, the 8080/8085/Z80 chips, the ASR-33 terminal. Data base management, word processing, text editors and file structures are covered too. Programming techniques and hardware construction projects for modems, high speed cassette interfaces and TVTs are also included in this large format, 200 plus page edition. \$10.95.\*

● **40 COMPUTER GAMES**—BK7381—Forty games in all in nine different categories. Games for large and small systems, and even a section on calculator games. Many versions of BASIC used and a wide variety of systems represented. A must for the serious computer gamesman. \$7.95\*

● **THE NEW HOBBY COMPUTERS**—BK7340—This book takes it from where "HOBBY COMPUTERS ARE HERE!" leaves off, with chapters on Large Scale Integration, how to choose a microprocessor chip, an introduction to programming, low cost I/O for a computer, computer arithmetic, checking memory boards... and much, much more! Don't miss this tremendous value! Only \$4.95.\*

● **UNDERSTANDING AND PROGRAMMING MICRO-COMPUTERS**—BK7382—A valuable addition to your computing library. This two-part text includes the best articles that have appeared in 73 and Kilobaud Microcomputing magazines on the hardware and software aspects of microcomputing. Well-known authors and well-structured text helps the reader get involved. \$10.95\*

**HOW TO BUILD A MICROCOMPUTER—AND REALLY UNDERSTAND IT**—by Sam Creason. The electronics hobbyist who wants to build his own microcomputer system now has a practical "How-To" guidebook. This book is a combination technical manual and programming guide that takes the hobbyist step-by-step through the design, construction, testing, and debugging of a complete microcomputer system. Must reading for anyone desiring a true understanding of small computer systems. \$9.95.\* BK7352

**HOBBY COMPUTERS ARE HERE!!** If you want to come up to speed on how computers work—hardware and software—this is an excellent book. It starts with fundamentals and explains the circuits and the basics of programming, along with a couple of TVT construction projects, ASCII, Baudot, etc. This book has the highest recommendations as a teaching aid. \$4.95.\* BK7322

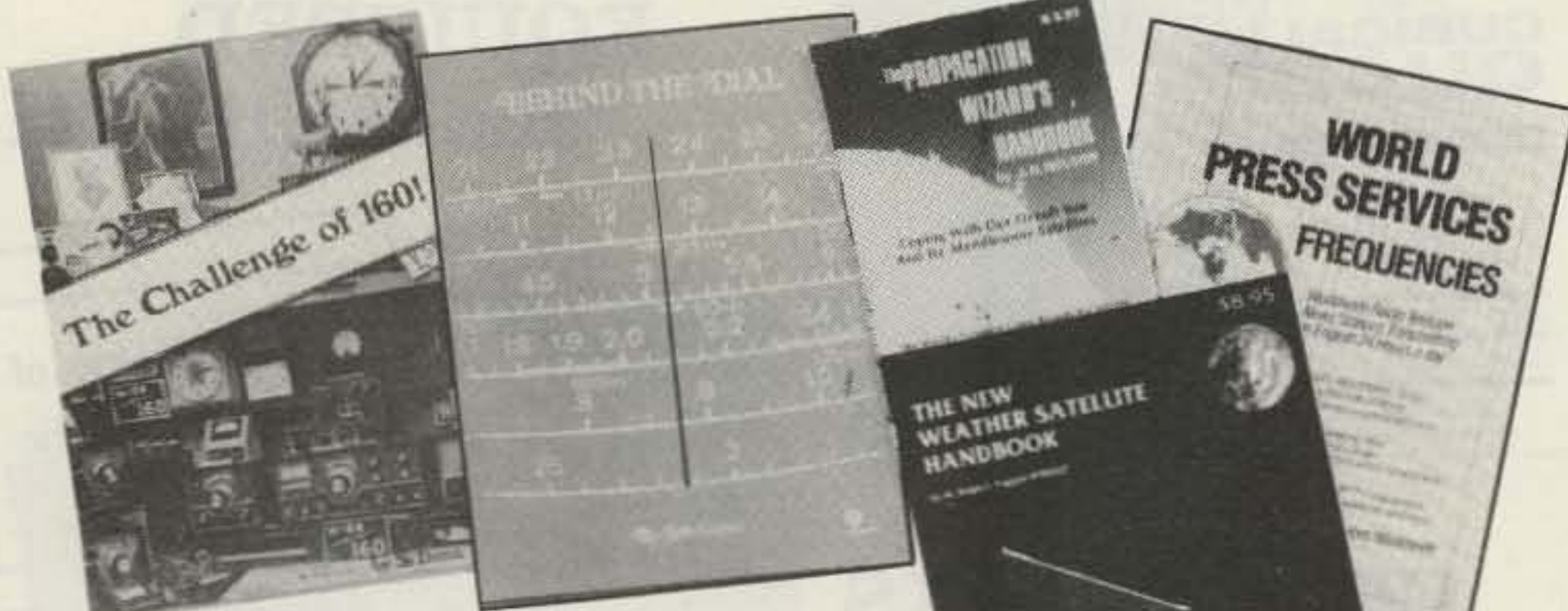
\*Use the order card in this magazine or itemize your order on a separate piece of paper and mail to: 73 Radio Bookshop • Peterborough NH 03458. Be sure to include check or detailed credit card information. No C.O.D. orders accepted. All orders add \$1.50 handling first book, \$1.00 each additional book, \$10.00 per book foreign airmail. Please allow 4-6 weeks for delivery. Questions regarding your order? Please write to Customer Service at the above address. (Prices subject to change on books not published by 73 Magazine.)

**FOR TOLL FREE ORDERING CALL 1-800-258-5473**



# RADIO BOOKSHOP

## THE 73 TECHNICAL LIBRARY



**BEHIND THE DIAL**—by Bob Grove. Get more fun out of shortwave listening with this interesting guide to receivers, antennas, frequencies, and interference. \$4.95.\* BK7307

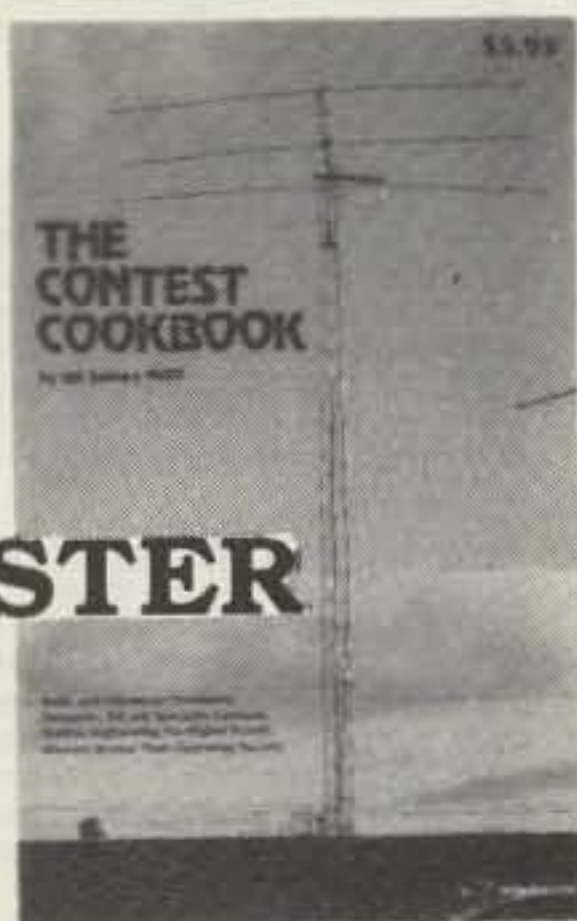
**THE CHALLENGE OF 160**—is the newest book in the 73 technical library, dedicated to 160-meter operating. Si Dunn provides all necessary information to get started on this unique band. The all-important antenna and ground systems are described in detail. The introduction contains interesting photos of Stew Perry's (the King of 160) shack. This reference is a must for new and experienced "Top Band" operators. Price: \$4.95.\* BK7309

**SSB... THE MISUNDERSTOOD MODE**—by James B. Wilson. Single Sideband Transmission... thousands of us use it every day, yet it remains one of the least understood facets of amateur radio. J. B. Wilson presents several methods of sideband generation, amply illustrated with charts and schematics, which will enable the ambitious reader to construct his own sideband generator. A must for the technically-serious ham. \$5.50.\* BK7351

**PROPAGATION WIZARD'S HANDBOOK**—by J. H. Nelson. When sunspots riddled the worldwide communications networks of the 1940s, John Henry Nelson looked to the planets for an answer. The result was a theory of propagation forecasting based upon interplanetary alignment that made the author the most reliable forecaster in America today. The book provides an enlightened look at communications past, present, and future, as well as teaching the art of propagation forecasting. \$6.95.\* BK7302

**TOOLS & TECHNIQUES FOR ELECTRONICS**—BK7348—by A. A. Wicks is an easy-to-understand book written for the beginning kit builder as well as the experienced hobbyist. It has numerous pictures and descriptions of the safe and correct ways to use basic and specialized tools for electronic projects as well as specialized metal working tools and the chemical aids which are used in repair shops. \$4.95.\*

## FOR THE CONTESTER



**THE CONTEST COOKBOOK**—reveals the secrets of the contest winners (domestic, DX, and specialty contests), complete with photos and diagrams of equipment used by the top scorers. Find out how to make 150 contacts in one hour. \$5.95.\* BK7308

\*Use the order card in this magazine or itemize your order on a separate piece of paper and mail to: 73 Radio Bookshop • Peterborough NH 03458. Be sure to include check or detailed credit card information. No C.O.D. orders accepted. All orders add \$1.50 handling first book, \$1.00 each additional book, \$10.00 per book foreign airmail. Please allow 4-6 weeks for delivery. Questions regarding your order? Please write to Customer Service at the above address. (Prices subject to change on books not published by 73 Magazine.)

## HANDBOOKS FOR THE HAMSHACK

**THE TEN METER FM HANDBOOK**—by Bob Hell K9EID. This handbook has been published to help the ten meter enthusiast learn more about the many methods of conversions and tricks that are used to make existing units work better. Join the great "tinkerers" of the world on ten FM and enjoy the fantastic amount of fun in communicating with amateur stations worldwide on ten meter FM. \$4.95.\* BK1190

**THE PRACTICAL HANDBOOK OF AMATEUR RADIO FM REPEATERS**—by Bill Pasternak WA6ITF (author of 73 Magazine's monthly column "Looking West") This is the book for the VHF/UHF FMer, compiled from material submitted by over a hundred individuals, clubs, organizations and equipment manufacturers. A "must have" for your ham shack shelf. \$12.95.\* BK1185

## —The 73— Test Equipment Library



**VOL. I COMPONENT TESTERS**—How to build transistor testers (8), diode testers (3), IC testers (3), voltmeters and VTVMs (9), ohmmeters (8 different kinds), inductance (3), capacity (9), Q measurement, crystal checking (6), temperature (2), aural meters for the blind (3), and all sorts of miscellaneous data on meters... using them, making them more versatile, making standards. Invaluable book. \$4.95.\* LB7359

**VOL. II AUDIO FREQUENCY TESTERS**—Jam-packed with all kinds of audio frequency test equipment. If you're into SSB, RTTY, SSTV, etc., this book is a must for you... a good book for hi-fi addicts and experimenters, too! \$4.95.\* LB7360

**VOL. III RADIO FREQUENCY TESTERS**—Radio frequency waves, the common denominator of amateur radio. Such items as swr, antenna impedance, line impedance, rf output, and field strength; detailed instructions on testing these items includes sections on signal generators, crystal calibrators, grid-dip oscillators, noise generators, dummy loads, and much more. \$4.95.\* LB7361

**VOL. IV IC TEST EQUIPMENT**—Become a troubleshooting wizard! In this fourth volume of the 73 TEST EQUIPMENT LIBRARY are 42 home construction projects for building test equipment to work with your ham station and in servicing digital equipment. Includes a cumulative index for all four volumes for the 73 TEST EQUIPMENT LIBRARY. \$4.95.\* LB7362

**RF AND DIGITAL TEST EQUIPMENT YOU CAN BUILD**—BK1044—Rf burst, function, square wave generators, variable length pulse generators—100 kHz marker, i-f and rf sweep generators, audio osc, af/rf signal injector, 146 MHz synthesizer, digital readouts for counters, several counters, prescaler, microwave meter, etc. 252 pages. \$5.95.\* BK1044

new

**WORLD PRESS SERVICE FREQUENCIES**—by Thomas Harrington. Can't wait to hear the evening news, or are you wondering about the news that you aren't hearing? Receive by Radio Teletype (RTTY) all the world news and financial happenings from the world capitals on a 24 hour a day basis. This book gives you the frequencies and times of broadcast of such news services as AP, UPI, Reuters, TASS, VOA and London Press. Also included is an introduction to RTTY with information on equipment, antennas, abbreviations—everything you need to get started in RTTY. \$5.95.\* BK1202

NEW!

**THE NEW WEATHER SATELLITE HANDBOOK**—by Dr. Ralph E. Taggart WB8DQT. Here is the completely updated and revised edition containing all the information on the most sophisticated and effective spacecraft now in orbit. This book serves both the experienced amateur satellite enthusiast and the newcomer. It is an introduction to satellite watching, providing all the information required to construct a complete and highly effective ground station. Solid hardware designs and all the instructions necessary to operate the equipment are included. For experimenters who are operating stations, the book details all procedures necessary to modify equipment for the new series of spacecraft. Amateur weather satellite activity represents a unique blend of interests encompassing electronics, meteorology and astronautics. Join the privileged few in watching the spectacle of earth as seen from space on your own monitoring equipment. \$8.95.\* BK7383

**INTERFERENCE HANDBOOK**—by William R. Nelson, WA6EQG—This timely handbook covers every type of RFI problem and gives you the solutions based on practical experience. Covers interference to TV, radio, hi-fi, telephone, radio amateur, commercial and CB equipment. Power line interference is covered in depth—how to locate it, cure it, work with the public, safety precautions, how to train RFI investigators. Written by an RFI expert with 33 years of experience, this profusely illustrated book is packed with practical easy-to-understand information. BK1230 \$8.95

**IC OP-AMP COOKBOOK**—by Walter G. Jung. Covers not only the basic theory of the IC op amp in great detail, but also includes over 250 practical circuit applications, liberally illustrated. 592 pages, 5½ x 8½, softbound. \$14.95.\* BK1028


**OWNER REPAIR OF RADIO EQUIPMENT**—by Frank Glass K6RQ. Here's a book that will teach you an approach to troubleshooting without a shack full of test equipment. Written in a narrative, non-mathematical style, it will encourage you to successfully fix your own rig problems 80 to 90% of the time. Even if you don't want to fix, you can learn a lot about how things work and fail. Add to your library and personal expertise. \$7.95.\* BK7310

FOR TOLL FREE ORDERING CALL 1-800-258-5473



# RADIO BOOKSHOP

## FOR THE NOVICE



### NEW, UPDATED EDITIONS OF OUR FAMOUS NOVICE LICENSE STUDY GUIDE AND NOVICE STUDY TAPES

● **NOVICE STUDY GUIDE**—SG7357—by Timothy M. Daniel N8RK. Here is the most up to date novice guide available. It is complete with information about learning Morse Code, has the latest FCC amateur regulations and the current FCC application forms. This guide is not a question/answer memorization course but rather it emphasizes the practical side of getting a ham license and putting a station on the air. It reflects what the FCC expects a Novice to know without page after page of dull theory. The most current information still available at last year's price. \$4.95

● **NOVICE STUDY TAPES**—CT7300—If you are just getting started in ham radio, you'll find these tapes indispensable! This up-to-the-minute revision of the 73 Study Course is the perfect way to learn everything you need to breeze through the Novice written exam. Theory, FCC regulations, and operating skills are all covered, and you'll be amazed at how fast you learn using these tapes!

Once the test is behind you, these tapes will go right on being useful, because they are packed with the latest information on setting up your own ham station, and getting on the air.

Thousands of people have discovered how easy learning from cassette can be—order now and enter the fascinating world of ham radio!—Set of 3—\$15.95.\*

Scientists have proven that you learn faster by listening than by reading because you can play a cassette tape over and over in your spare time—even while you're driving! You get more and more info each time you hear it. You can't progress without solid fundamentals. These three hour-long tapes give you all the basics you'll need to pass the Novice exam easily. You'll have an understanding of the basics which will be invaluable to you for the rest of your life! Can you afford to take your Novice exam without first listening to these tapes?

**SPECIAL OFFER! Both Novice License Study Guide and Novice Study Tapes \$19.95. Order NP7300.**

## 73 CODE TAPES ANY FOUR TAPES FOR \$15.95! \$4.95 EACH

### "GENESIS"

5 WPM—CT7305—This is the beginning tape for people who do not know the code at all. It takes them through the 26 letters, 10 numbers and necessary punctuation, complete with practice every step of the way using the newest blitz teaching techniques. It is almost miraculous! In one hour many people—including kids of ten—are able to master the code. The ease of learning gives confidence to beginners who might otherwise drop out.

### "THE STICKLER"

6+ WPM—CT7306—This is the practice tape for the Novice and Technician licenses. It is made up of one solid hour of code, sent at the official FCC standard (no other tape we've heard uses these standards, so many people flunk the code when they are suddenly—under pressure—faced with characters sent at 13 wpm and spaced for 5 wpm). This tape is not memorizable, unlike the zany 5 wpm tape, since the code groups are entirely random characters sent in groups of five.

### "BACK BREAKER"

13+ WPM—CT7313—Code groups again, at a brisk 14 per so you will be at ease when you sit down in front of the steely-eyed government inspector and he starts sending you plain language at only 13 per. You need this extra margin to overcome the panic which is universal in the test situations. When you've spent your money and time to take the test, you'll thank heaven you had this back-breaking tape.

### "COURAGEOUS"

20+ WPM—CT7320—Code is what gets you when you go for the Extra class license. It is so embarrassing to panic out just because you didn't prepare yourself with this tape. Though this is only one word faster, the code groups are so difficult that you'll almost fall asleep copying the FCC stuff by comparison. Users report that they can't believe how easy 20 per really is with this fantastic one hour tape.

### "OUTRAGEOUS"

25+ WPM—CT7325—This is the tape for that small group of overachieving hams who wouldn't be content to simply satisfy the code requirements of the Extra Class license. It's the toughest tape we've got and we keep a permanent file of hams who have mastered it. Let us know when you're up to speed and we'll inscribe your name in 73's CW "Hall of Fame."

## — General License Study Guide —

new FROM WAYNE GREEN BOOKS


**GENERAL LICENSE STUDY GUIDE**—by Timothy M. Daniel N8RK. This is the complete guide to the General License. Learning rather than memorizing is the secret. This is not a question-and-answer guide that will gather dust when the FCC issues a new test. Instead, this book will be a helpful reference, useful long after a ham upgrades to General. Includes up-to-date FCC rules and an application form. Order yours today and talk to the world. SG7358 \$6.95

● **ADVANCED CLASS LICENSE STUDY GUIDE**—SG1081—Ready to upgrade your license? To prevent retaking the FCC theory exam, you need the 73 Advanced theory guide. SSB, antenna theory, transmitters, and electronics measuring techniques are covered in detail in this easy-to-follow study guide. Special modes and techniques, such as RTTY, are also treated. An engineering degree is not necessary to master the Advanced theory—try this book before visiting the examiner's office! \$6.95.\* (Published by TAB Books previous to recent changes in FCC exam material.)

## FOR YOUR HAMSHACK

● **QSL CARDS**—73 turns out a fantastic series of QSL cards at about half the cost of having them done elsewhere because they are run as a fill-in between printing books and other items in the 73 Print Shop. 250 Style W—QW0250—for \$8.95\*; 500 Style W—QW0500—for \$13.95\*; 250 Style X—QX0250—for \$8.95\*; 500 Style X—QX0500; 250 Style Y—QY0250—for \$8.95\*; 500 Style Y—QY0500—for \$13.95.\* Allow 6-12 wks. for delivery.

● **LIBRARY SHELF BOXES**—These sturdy white, corrugated, dirt-resistant boxes each hold a full year of 73, *Kilobaud Microcomputing* or *80 Microcomputing*. With your order, request self-sticking labels for any of the following: 73, *Kilobaud Microcomputing*, *80 Microcomputing*, *CQ*, *QST*, *Ham Radio*, *Personal Computing*, *Radio Electronics*, *Interface Age*, and *Byte*. Order 1—BX1000—for \$2.00\*; order 2-7—BX2002—for \$1.50 each\*; order 8 or more—BX1002—for \$1.25 each\*.



Style Y



Style W



Style X

● Preserve and protect your collection for a lifetime! Order these handsome red binders with gold lettering. \$7.50 for 1, 3 for \$21.75, 6 for \$42.00. (Postpaid within USA, please add \$2.50 per order outside USA.) Check or money orders only, no phone or C.O.D. orders. 73 Binders, P.O. Box 5120, Philadelphia, PA 19141.

\*NOTE—Above address for Binders only.

## — SSTV TAPE —

● **SLOW SCAN TELEVISION TAPE**—CT7350—Prize-winning programs from the 73 SSTV contest. Excellent for Demo! \$5.95.\*

## BACK ISSUES

● **BACK ISSUES**—Complete your collection; many are prime collectables now, classics in the field! A full collection is an invaluable compendium of radio and electronics knowledge!

73300—Before July 1980.....	\$3.00
73350—July 1980 thru October 1981.....	\$3.50
73350P—November 1981 to Present.....	\$3.50
73005—5 your choice.....	\$10.75
73010—10 your choice.....	\$16.00
73025—25 your choice.....	\$27.00
73125—25 your choice.....	\$14.00

Add \$1.00 per issue if less than 10  
\$7.50 per order if 10 or more

● **FREE BACK ISSUE CATALOGS** are yours for the asking... specify 73 Magazine, and/or *Kilobaud Microcomputing*, back issue catalog when you send your name and address to us on a postcard.

## 73 MAGAZINE BINDERS

\*Use the order card in this magazine or itemize your order on a separate piece of paper and mail to: 73 Radio Bookshop • Peterborough NH 03458. Be sure to include check or detailed credit card information. No C.O.D. orders accepted. All orders add \$1.50 handling first book, \$1.00 each additional book, \$10.00 per book foreign airmail. Please allow 4-6 weeks for delivery. Questions regarding your order? Please write to Customer Service at the above address. (Prices subject to change on books not published by 73 Magazine.)

**FOR TOLL FREE ORDERING CALL 1-800-258-5473**



# List of AdvertisERS

\*Please contact these advertisers directly.

To receive full information from our advertisers please complete the following postage-paid card.

R.S. No.	Page	R.S. No.	Page	R.S. No.	Page	R.S. No.	Page
2	AEA/Advanced Electronic Applications.....72	*	Dakota Microwave.....57	36	International Crystal.....126	61	Radio Amateur Callbook, Inc.....41
3	AED Electronics.....103	330	Debco Electronics.....108	481	International Satellite Video Corp.....110	397	Radio World.....145
448	Advanced Communications International.....43	*	Derrick Electronics/AEA.....103	27	Iscan Engineering.....154	105	Radios Unlimited/AEA.....66
20	All Electronics.....66	*	Desktop Computing.....146	409	JDR Microdevices.....86, 87	62	Ramsey Electronics.....169, 174
*	Alpha Delta Comm.....91	43	DNE, Inc.....145	25	JJT Distributing.....156	54	Robot Research.....83
*	Amateur Electronic Supply.....81, 102, 147, 148	425	Doppler Systems.....105	38	Jameco Electronics.....177	418	Rolin Distributors.....66
5	Amateur-Wholesale Electronics.....23	*	R. L. Drake Company.....10, 11, 69, 95, 107	39	Jan Crystals.....151	95	S. G. Roscoe.....43
331	Amateur-Wholesale Electronics.....33	477	DX Prefix List.....110	354	Jensen Tools.....155	376	SMP.....57
7	American Crystal Supply.....154	453	E.G.E., Inc.....113	*	KB Microcomputing.....124	65	S-F Amateur Radio Service.....152
97	AMP-Letter.....154	*	80 Microcomputing.....124	81	KDK Distributing.....29	111	Sceptor Comm., Inc.....61
356	Anteck, Inc.....107	*	Electronic Equipment Bank.....150	*	Kantronics.....69, 152	64	Semiconductors Surplus.....170, 171
*	Antenna Bank.....153	447	Electronic Hobby Innovations.....45	*	Kenwood.....Cov IV, 7, 110	*	73 Magazine Books.....119, 122, 124, 127-129, 144, 145
71	Applied Invention.....56	82	Electronic Recyclers of MA.....156	4	Kirk Electronics.....153	Dealers Ad.....122	"Moving".....124
*	Associated Radio.....84	400	Engineering Consulting.....155	322	Lacue Communications Electronics.....69	Subscriptions.....131, 132, 145	University Microfilms.....132
*	Autek Research.....103	*	Erickson Communications.....151	452	Larsen Antenna.....97	333	Sentry Mfg. Co.....19
469	BG Carl Electronics.....144	66	ETCO Electronics.....93	53	Lewis Construction Co.....57	433	Skytec.....155
11	Barker & Williamson.....113	91	ETCO Electronics.....151	*	Live Via Satellite, Inc.....61	367	Slep Electronics.....123
26	Bash Educational Services.....113	22	Fair Radio Sales.....155	53	Luly Associates.....56	309	Spacecoast Research Corp.....61
92	Rex Bassett Electronics, Inc.....95	85	Faxscan, Inc.....145	98	M & M Electronics Sales.....117	*	Spectronics, Inc.....147, 176
*	Bilal Co.....151	439	Ben Franklin Electronics.....154	451	MCM Communications.....27	68	Spectrum Communications.....74, 75
*	Britt's Two-Way Radio/AEA.....91	323	Fox-Tango Corp.....105	47	MFJ Enterprises.....67, 69, 71, 73	436	Spectrum International, Inc.....115
12	Bullet Electronics.....156	23	Flesher Corp.....95	479	MFJ Enterprises.....111	32	Stellmaker Enterprises.....155
*	Butternut Electronics.....4	101	G & K Amateur Supply.....126	48	MHz Electronics.....158-167	30	Strux Corp.....155
*	C & A Roberts/AEA.....156	37	Gillaspie & Associates.....57	77	M-Squared Engineering.....147	69	Surplus Electronics Corp.....154
92	Ceco Communications, Inc.....145	*	Global Electronics.....61	44	Macrotronics, Inc.....125	482	Telecom Industries Corp.....111
102	Centurion International.....105	417	Gotham Antenna.....150	45	Madison Electronics Supply.....150	*	Ten-Tec.....25
321	Certified International.....155	478	Grove Enterprises.....110	49	Micro Control Specialties.....109	109	Tennessee Electronics.....56
89	Clutterfree Modular Consoles.....98	86	H & R Communications.....56	51	Microlog.....99	328	Texas Microtronics.....147
*	Code Quick.....155	345	Hal Communications.....15, 108	50	Microcraft Corp.....149	449	The Ham Shack.....150
59	Commsoft.....106	31	Hal-Tronix.....107	52	Mid-Com Electronics.....126	480	The Tuned Antenna Co.....111
28	Communications Center, NE.....172	*	Ham Radio Outlet.....3	308	J. W. Miller Div./Bell Industries.....41, 43	76	Trac Electronics.....71
382	Communications Concepts, Inc.....107	33	Hamtronics, NY.....173	318	National Comm. Group.....123, 144	104	Trionyx Industries Inc.....36
377	Communications Electronics.....157	18	Hastings Antenna.....60	412	Nemal Electronics.....143	88	Tufts Electronics.....100, 101
462	Communications Electronic Specialties.....149	303	Heath Company.....9	327	Nordlund & Associates.....61	*	Universal Communications.....55, 125
15	Communications Specialists.....31, 37	34	Henry Radio.....85	107	North Coast Microwave.....61	*	Van Gorden Engineering.....65
444	Computer Plus.....155	72	higain Electronics.....57	*	Orbit Magazine.....115	422	Valor Enterprises.....152
*	Crown Micro Products.....149	320	Hoosier Electronics.....63	*	P. C. Electronics.....77, 115	311	Vanguard Labs.....154
70	Cubic Communications.....17	*	ICOM.....Cov II	*	Palomar Engineers.....4	90	VoCom Products Corp.....65
484	Curtis Electro Devices.....143	474	IIX Equipment.....105	404	P. B. Radio Service.....73	302	W-S Engineering.....103
106	Cushcraft.....91	*	IRL.....45	421	Phillips Tech Electronics.....154	103	Wahl Clipper Corp.....95
*	Dayton Hamvention '82.....137	78	Independent Crystal Supply Co.....154	96	Power Gain Systems.....149	*	Wessex Publishing Co.....121
		6	Indy Amateur Supply.....156	476	Power Gain Systems.....110	108	Xitek Corp.....65
		414	Inotek Engineering.....154	459	QRO Engineering.....121	83	Yaesu Electronics Co.....Cov III
		445	Instant Software.....117	60	Quest Electronics.....168	483	Yaesu Electronics Co.....142
			Amateur Radio Programs.....117	21	R. W. D., Inc.....153		

## 73 MAGAZINE

### Books, ETC.

To order, complete the following postage-paid card, or itemize your order including detailed credit card information or check and mail to:  
73 Magazine/Mail Order Dept./Peterborough NH 03458.

Catalog #	Item	Price	Catalog #	Item	Price	Catalog #	Item	Price	Catalog #	Item	Price
BK1016	73 DIPOLE & LONG WIRE ANTENNAS	\$ 5.50	CT7306	CODE TAPE—6 + WPM	\$ 4.95	BK7305	POWER SUPPLY HANDBOOK	\$ 9.95	CT7350	SSTV TAPE	\$ 5.95
ST0000	73 SINGLE ISSUE BEFORE JULY 1980	\$ 3.00	CT7313	CODE TAPE—13 + WPM	\$ 4.95	BK1015	PRACTICAL ANTENNAS FOR THE RADIO AMATEUR	\$ 9.95	SG1081	STUDY GUIDE—ADV. CLASS	\$ 6.95
ST3507	SINGLE ISSUE JULY 1980 ON	\$3.50	CT7320	CODE TAPE—20 + WPM	\$ 4.95	BK1185	THE PRACTICAL HANDBOOK OF FM REPEATERS	\$ 9.95	SG1080	STUDY GUIDE—EXTRA CLASS	\$ 5.95
ST1025	73 BACK ISSUES—25 OUR CHOICE	\$14.00	CT7325	CODE TAPE—25 + WPM	\$ 4.95	BK7302	PROPAGATION WIZARD'S HANDBOOK	\$ 6.95	SG7357	STUDY GUIDE—NOVICE CLASS	\$ 4.95
ST0005	73 BACK ISSUES—5 YOUR CHOICE	\$10.75	CT7394	CODE TAPES (ANY FOUR ABOVE)	\$15.95	QW0250	QSL CARDS—STYLE W—250	\$ 8.95	BK1190	THE TEN METER FM HANDBOOK	\$ 4.95
ST0010	73 BACK ISSUES—10 YOUR CHOICE	\$16.00	BK7308	THE CONTEST COOKBOOK	\$ 5.95	QW0500	QSL CARDS—STYLE W—500	\$13.95	LB7359	TEST EQUIP LIB V1—COMPONENT TESTERS	\$ 4.95
ST0025	73 BACK ISSUES—25 YOUR CHOICE	\$27.00	BK7381	40 COMPUTER GAMES	\$ 7.95	QX0250	QSL CARDS—STYLE X—250	\$ 8.95	LB7360	TEST EQUIP LIB V2—AUDIO TESTERS	\$ 4.95
ST3006	Single back issue before July 1980	\$3.00	SG7358	GENERAL LICENSE STUDY GUIDE	\$ 6.95	QX0500	QSL CARDS—STYLE X—500	\$13.95	LB7361	TEST EQUIP LIB V3—RADIO EQUIP.	\$ 4.95
ST3507	Single back issue July 1980 on	\$3.50	BK7304	GIANT BOOK OF AMATEUR RADIO ANTENNAS	\$12.95	QY0250	QSL CARDS—STYLE Y—250	\$ 8.95	LB7362	TEST EQUIP LIB V4—IC TEST EQ.	\$ 4.95
ST0005	5 your choice	\$10.75	BK7321	A GUIDE TO HAM RADIO	\$ 4.95	QY0500	QSL CARDS—STYLE Y—500	\$13.95	BK7348	TOOLS & TECHNIQUES	\$ 4.95
	Add \$1.00 per magazine for shipping		BK7322	HOBBY COMPUTERS ARE HERE	\$ 4.95	BK1199	THE RADIO AMATEUR ANTENNA HANDBOOK	\$ 6.95	BK1063	TTL COOKBOOK	\$ 9.50
ST0010	10 your choice	\$16.00	BK7325	HOW TO BUILD A MICROCOMPUTER & REALLY UNDERSTAND IT	\$ 9.95	BK1044	RF & DIGITAL TEST EQUIPMENT	\$ 5.95	BK1064	TVT COOKBOOK	\$ 9.95
ST1025	25 your choice	\$14.00	BK1201	HOW TO DEFEND YOURSELF AGAINST RADAR	\$ 6.95	BK1059	RTL COOKBOOK	\$ 6.50	BK7382	UNDERSTANDING & PROGRAMMING MICROCOMPUTERS	\$10.95
ST0025	25 your choice	\$27.00	BK1028	IC OP AMP COOKBOOK	\$12.95	BX1000	SHELF BOX—1	\$ 2.00	CH7300	U.S. AMATEUR RADIO CHART	\$1.95
	Add \$7.50 per order for shipping		BK1230	INTERFERENCE HANDBOOK	\$ 8.95	BX1001	SHELF BOXES—2-7	\$1.50 each	BK1069	VERTICAL BEAM & TRIANGLE ANTNS	\$ 5.50
BK1196	ALL ABOUT CUBICAL QUAD ANTENNAS	\$ 5.95	BK7312	MAGIC OF HAM RADIO	\$ 4.95	BX1002	SHELF BOXES—8 AND UP	\$1.25 each	BK7368	VHF ANTENNA HANDBOOK	\$ 5.95
BK1197	BEAM ANTENNA HANDBOOK	\$ 5.95	BK1033	MASTER HANDBOOK OF HAM RADIO CIRCUITS	\$ 8.95	BK1200	SIMPLE, LOW COST WIRE ANTENNAS FOR RADIO AMATEURS	\$ 6.95	BK1198	VHF HANDBOOK FOR RADIO AMATEURS	\$ 6.95
BK7307	BEHIND THE DIAL	\$ 4.95	BK7340	THE NEW HOBBY COMPUTERS	\$ 4.95	BK7311	SOME OF THE BEST FROM KILOBAUD	\$10.95	BK7370	WEATHER SATELLITE HANDBOOK	\$ 2.50
BK7309	CHALLENGE OF 160	\$ 4.95	BK7383	THE NEW WEATHER SATELLITE HANDBOOK	\$ 8.95	BK7311	SOME OF THE BEST	\$ 7.95	BK1202	WORLD PRESS SERVICE FREQUENCIES	\$ 5.95
BK1011	CMOS COOKBOOK	\$10.50	CT7300	NOVICE THEORY TAPES	\$15.95	BK7351	SSB THE MISUNDERSTOOD MODE	\$ 5.50	BK1184	WORLD RADIO TV HANDBOOK	\$16.50
CT7305	CODE TAPE—5 WPM	\$ 4.95	BK7310	OWNER REPAIR OF RADIO EQUIPMENT	\$ 7.95				BK7315	WORLD REPEATER ATLAS	\$ 4.95



# Better by the dozen.

- 1. NEVER SAY DIE**—If you want controversy, Wayne Green W2NSD/1 will give it to you. His popular column ranges from travelogue to tirade and is guaranteed to entertain, inspire and enlighten you.
- 2. DX**—This globe-trotting column keeps you informed about the news of the DX world from Kingman Reef to Bahrain.
- 3. CONTESTS**—You get all the news on the contest world from Robert Baker WB2GFE. He'll give you information on upcoming events and results from recent contests.
- 4. FUN**—Just for fun, John Edwards KI2U provides you with wacky puzzles, quizzes, and games that test your ham mettle.
- 5. FCC**—If you're looking to the future, these outtakes from the Federal Register chronicle changes in policy and regulations that relate to amateur radio.
- 6. RTTY LOOP**—To keep you abreast of radioteletype developments, Marc Leavey WA3AJR explains the new RTTY equipment, the increasing role of computers in RTTY, and other matters of interest to digital communications fans.
- 7. REVIEWS**—Before you buy, save yourself some money...check 73's in-depth evaluation of the latest gear.
- 8. HAM HELP**—As a service to you, 73 prints your questions in our magazine. This helps you to obtain hard-to-get parts, schematics, and owner's manuals.
- 9. SATELLITES**—From Phase III to TVRO, 73 Magazine covers the news of the satellite world like no other radio amateur magazine.
- 10. NEW PRODUCTS**—This brief look at the latest ham equipment on the market keeps you on top of new developments in amateur radio.
- 11. AWARDS**—To find out what certificates are available where, read Bill Gosney KE7C's coverage of all the ham radio awards.
- 12. CONSTRUCTION**—The builder's magazine...that's 73. You get the best projects from the best authors every month.

Send me a dozen issues of **73 MAGAZINE**  
for the dozen reasons listed above! **FOR RADIO AMATEURS**

- 1 year, USA \$19.97
- 1 year, CANADA, US funds \$27.97
- 1 year, FOREIGN, Surface, US funds \$44.97
- MC  VISA  AM. EXP.  CHECK/MO

Name \_\_\_\_\_

Address \_\_\_\_\_


City \_\_\_\_\_ State \_\_\_\_\_ Zip \_\_\_\_\_

Card# \_\_\_\_\_ Ex. Date \_\_\_\_\_

Interbank # \_\_\_\_\_

Signature \_\_\_\_\_

Subscription Department  
P.O. Box 931  
Farmingdale, NY 11737  
**1-800-258-5473**  
Foreign air mail, please inquire.





# DX

## AMATEUR RADIO IN PARADISE

Cook Islands certainly has a lot to offer the traveling ham. There are only twenty-five amateurs, and its Prime Minister, Tom Davis ZK1AN, is very active on the air. It is an excellent location for working all types of DX, and when you are operating from there, you are rare DX yourself.

If the Cook Islanders are not already famous for their friendly, hospitable ways, it is only because the world has seen so little of them. Long isolated from major travel routes and today's world of bustling cities and crowded beaches, the islands which make up the self-governed area of Cook Islands are possibly the last unspoiled discoveries in the South Pacific.

The fifteen islands that comprise Cook Islands lie scattered over 751,000 square miles of the Pacific to the northeast of New Zealand. There are two distinct groups, the Northern and the Southern.


In the north lie the islands of Penrhyn, Nassau, Pukapuka, Manihiki, Rakahanga, and Suvarrow. All except Nassau are coral atolls. Amateur radio activity there is sparse, often only from visiting hams sent for research or for United Nations work. At the moment, there are

no permanently active hams in the Northern Cooks. I was recently on Manihiki Atoll for two weeks and made seventy HF contacts. Unfortunately, however, Murphy struck in the form of two large lizards which shorted out the rectifier board and the power transformer in my Kenwood 530S transceiver, limiting the number of radio contacts that I could have. (I will be making another trip shortly and hope this time to have a spare rig available.)

The Southern Group consists of two atolls, Palmerston and Manuae, and seven islands. These are Mangaia, Aitutaki, Atiu, Mauke, Mitiaro, Takutea, and the largest island and capital, Rarotonga, the most developed of all of them, although it is only twenty-five square miles in area.

Rarotonga is a fertile island with the breathtaking scenic beauty of white sand beaches and a sparkling clear lagoon. It has spectacular rugged mountain peaks together with a warm tropical climate perpetually tempered by the soft, cool, southeast trade winds. The highlands are mainly covered with tropical evergreen forests while the lowlands and valleys are used for planting.

Cook Islands, with a population of eighteen thousand, is



*The author and a Cook Islands friend.*

virtually bereft of natural resources and is dependent for its livelihood mainly on overseas trade. It imports over fifty percent of its food, all of its raw materials, plant machinery, and oil, the main source of energy in the islands. The main exports are bananas, copra, and canned orange and pineapple juices. It is completely self-governing,

with an elected Prime Minister and legislature.

All electricity in the islands is produced from oil imported from Fiji, and, like most other developing countries, Cook Islands is simply reeling under the burden of vastly higher energy costs and increasing food prices.

Amateur radio equipment for use in Cook Islands has a twenty percent customs duty levied upon it. In the case of an amateur bringing his own equipment for his own personal use, no duty is paid as long as the equipment leaves the country with the foreign ham. Local ac voltage is 240 volts, 50 Hz. The license fee is NZ\$6.00 per annum and is issued upon presentation of a copy (or the original) of your home station license. A very quick way of obtaining a ZK license is to forward full particulars to Miss Jane Amoa, PO Box 243, Rarotonga, Cook Islands, South Pacific.

Miss Amoa also runs an excellent service for the visiting amateur. This service provides a beach house complete with all the latest radio gear including

## Subscription Problem?

73 Magazine does not keep subscription records on the premises, therefore calling us only adds time and doesn't solve the problem.

Please send a description of the problem and your most recent address label to:

73 Magazine  
Subscription Dept.  
PO Box 931  
Farmingdale, NY 11737

Thank you and enjoy your subscription.

## this publication is available in microform



### University Microfilms International

300 North Zeeb Road  
Dept. P.R.  
Ann Arbor, MI 48106  
U.S.A.

18 Bedford Row  
Dept. P.R.  
London, WC1R 4EJ  
England



antennas for all bands, a housemaid, and car or bike rental, all for a very reasonable cost. In addition, portable generators with multi-voltages, transceivers, and antennas all can be hired by the more adventurous ham who wants to stage his own DXpedition to the outer or Northern Group of islands.

There are no television transmissions in Cook Islands, but there is an FM broadcast station on 103 MHz. Radio Cook Islands

broadcasts on shortwave—11760 kHz, and ZK4 and 1ZC on medium wave—630 kHz.

Stuart Kingan ZK1AA handles all of the interisland telephone patching, using modified amateur equipment. Transmissions are on 4038.00 MHz USB from 1800 hours GMT for the Southern Group. Northern Group transmissions are on 12214.00 MHz USB from 2000 hours GMT. His callsign for this network is ZKA2. He is also in

charge of the PEACESAT network, transmitting as ZK1XA Rarotonga on satellite frequency 149.220 MHz and receiving on 135.600 MHz from 0200 hours GMT. He uses very modest circularly-polarized antennas with 150 Watts output, which give excellent results. The network is in use daily.

Shortage of equipment and trained personnel to teach local youngsters about amateur radio and electronics is the main rea-

son why so few new licenses are being issued.

If you ever have the chance to visit Cook Islands, I strongly suggest you take out a license and operate, as conditions are excellent to all parts of the world. The local people are friendly and very helpful.

Kia Orana!

**James Goodger ZK1DG**  
PO Box 64  
Rarotonga, Cook Islands  
South Pacific

## CONTESTS



Robert Baker WB2GFE  
15 Windsor Dr.  
Atco NJ 08004

### SCORING:

Each contact made with another QCWA member will count as a single point. This year's contest has two multipliers. The first is the same as in years past: Each chapter is a multiplier of one. The second is that DX stations are a multiplier of two. DX stations are defined as Europe, Africa, South America, Asia, and Oceania—the same as for WAC of ARRL. Contacts within your own country count only as a chapter multiplier. Final score is then the total QSO points times the sum of the number of chapters and DX stations worked.

### AWARDS:

Plaques for the top phone and top CW scorers. Certificates will be given for the 2nd through 5th runners-up in both the phone and CW parties. Standings and scores will be published in the *QCWA News* (summer, 1982, issue).

### ENTRIES:

Logs should include the following information: time (GMT), call, QSO numbers, name, chapter number or name, and state or country. It is the responsibility of each contestant to provide a legible log (no carbon copies) and to list all claimed contacts. The total contacts for each page will be recorded at the bottom of each page. The total contacts for the party should be recorded at the top right of the first page of the log. Log sheets will not be returned. Make sure you have correct postage when you mail your logs. Send logs not later

than March 31st to: Pine Tree Chapter #134, Glenn Baxter K1MAN, Long Pond Lodge, Belgrade Lakes ME 04918. Separate logs and scores must be submitted for both the CW and phone parties. Work as many QCWA members as possible and apply for any of the special QCWA certificates which you may have qualified for: Worked 50 States, Worked 60 Chapters, Worked 100 Members, and/or Worked 500 Members.

### RSGB COMMONWEALTH CONTEST

**Starts: 1200 GMT, March 13**  
**Ends: 0900 GMT, March 14**

This contest is open only to members of the RSGB resident in the UK, and radio amateurs licensed to operate within the

British Commonwealth or British Mandated Territories.

The general rules for RSGB HF contests, published in the January, 1982, issue of *Radio Communication*, will apply. This contest is a single-operator, single-transmitter event. Evidence of simultaneous operation on more than one frequency may result in disqualification.

Also, all contacts must be on CW only. Contacts may be made with any station using a British Commonwealth callsign, except those within the entrant's own call area. UK stations may not work each other for points.

### EXCHANGE:

RS(T) plus serial number starting at 001.

### FREQUENCIES:

### QCWA QSO PARTY—PHONE

**Starts: 0001 GMT, March 13**  
**Ends: 2400 GMT, March 14**

This is the second weekend of the 25th annual QCWA QSO party. Contacts with the same station on more than one band can be scored only once. Contacts made with "captive" stations, such as those operating in local nets, are not valid.

### EXCHANGE:

QSO number, operator's name, and QCWA chapter identification (official number or name). Members not affiliated with a chapter should use "AL".

### FREQUENCIES:

Any authorized amateur frequency is permissible. The following suggested frequencies have been selected to minimize interference to others: 3900-3930, 7230-7260, 14280-14310, 21350-21380, and 28600-28630. The above frequencies are selected as a starting place. When pileups occur, don't be afraid to go to either side of these frequencies.

## CALENDAR

Mar 6-7	ARRL DX Contest—Phone
Mar 13-14	QCWA QSO Party—Phone
Mar 13-14	RSGB Commonwealth Contest
Mar 20-21	YL ISSB QSO Party—CW
Mar 20-22	BARTG Spring RTTY Contest
Mar 27-28	Spring VHF/UHF QSO Party
Apr 3-4	CW & RTTY World Championships
Apr 17-18	ARCI QRP Spring QSO Party
Apr 24-25	YL ISSB QSO Party—Phone
Jun 12-13	ARRL VHF QSO Party
Jun 26-27	ARRL Field Day
Jul 10-11	IARU Radiosport
Jul 17-18	International QRP Contest
Aug 7-8	ARRL UHF Contest
Aug 14-15	European DX Contest—CW
Sep 11-12	ARRL VHF QSO Party
Sep 11-12	European DX Contest—Phone
Oct 16-17	ARCI QRP CW QSO Party
Nov 6-7	ARRL Sweepstakes—CW
Nov 13-14	European DX Contest—RTTY
Nov 20-21	ARRL Sweepstakes—Phone
Dec 4-5	ARRL 160-Meter Contest
Dec 11-12	ARRL 10-Meter Contest



# RESULTS

## RESULTS OF WASHINGTON STATE QSO PARTY FOR 1981 sponsored by Boeing Employees' Amateur Radio Society (BEARS)

<i>Alabama</i>				<i>Ohio</i>				<i>Ferry</i>			
*K4ZGB	91	29	5,829	*N8FU	71	25	3,975	*W7GHT/M	9	5	135
<i>Alaska</i>				<i>Oklahoma</i>				<i>Franklin</i>			
*NL7D	38	15	1,140	*N5AFV	39	15	1,170	*W7GHT/M	13	9	351
<i>Arizona</i>				<i>Oregon</i>				<i>Garfield</i>			
*W7ZMD	152	38	15,352	*WA7RQS	56	18	2,070	*W7GHT/M	13	10	390
<i>Arkansas</i>				<i>Pennsylvania</i>				<i>Grant</i>			
*KE5B	122	31	9,517	*AD8J/3	49	19	2,147	*W7WMO	418	53	54,696
<i>California</i>				<i>South Dakota</i>				<i>Island</i>			
*N6PE	190	42	19,740	*WA0BZD	16	10	320	*W7GHT/M	46	21	2,898
<i>Colorado</i>				<i>Tennessee</i>				<i>King</i>			
*N0CKC	25	13	975	*WA4CMS	45	20	2,180	*KB7G	1,590	103	346,595
<i>Connecticut</i>				<i>Texas</i>				<i>Kitsap</i>			
*W1TEE	76	29	6,061	*W5OVU	82	26	4,264	*W7IIT	49	25	3,650
<i>Florida</i>				<i>Utah</i>				<i>Kittitas</i>			
*WA4FNA	43	17	2,196	*W7LN	27	10	800	*WA7STA	202	37	14,985
<i>Georgia</i>				<i>Vermont</i>				<i>Klickitat</i>			
*KA4BYS	67	24	3,264	*N1BRT	10	6	120	#*VE7ZZ/W7	1,043	109	252,771
<i>Idaho</i>				<i>Virginia</i>				<i>Lewis</i>			
*KA7LBA	8	7	112	*K4OD	60	22	3,344	*WA7YFJ	8	5	80
<i>Illinois</i>				<i>West Virginia</i>				<i>Lincoln</i>			
*WB9TBU	101	27	6,804	*KD8K	48	19	2,090	*W7GHT/M	42	21	2,646
<i>Indiana</i>				<i>Wisconsin</i>				<i>Mason</i>			
*KI9U	212	46	23,368	*K9GDF	107	34	9,350	*W7DFO	122	37	10,323
<i>Iowa</i>								<i>Okanogan</i>			
*WA0VBW	29	16	1,024	<b>CANADA</b>				*KD7H	233	43	30,057
<i>Kansas</i>				<i>British Columbia</i>				<i>Pend Oreille</i>			
*WD0CCW	46	21	1,932	*VE7AVN	39	21	1,638	*W7GHT/M	25	15	1,125
<i>Kentucky</i>				<i>Manitoba</i>				<i>Pierce</i>			
*N4FCE	21	13	546	*VE4RF	51	22	3,058	*W7BUN	900	73	131,473
<i>Maine</i>				<i>Ontario</i>				<i>Skagit</i>			
*K2QE/1	75	28	5,376	*VE3KK	70	27	5,670	*W7GHT/M	31	20	1,860
<i>Maryland</i>				<b>BRAZIL</b>				<i>Skamania</i>			
*N3AC	21	11	506	*PY1NEZ	20	8	320	#*VE7ZZ/W7	1,043	109	252,771
<i>Massachusetts</i>				<b>ENGLAND</b>				<i>Snohomish</i>			
*W1AQE	50	26	3,900	*G4HBI	6	4	48	*KB7NU	527	51	54,060
<i>Michigan</i>				<b>JAPAN</b>				<i>Spokane</i>			
*W8WVU	53	24	3,816	*JA7KE	45	20	2,240	*KB7UL	637	60	76,440
<i>Minnesota</i>				<b>SWEDEN</b>				<i>Stevens</i>			
*WB0LNO	44	18	1,584	*SM3DXC	24	16	1,136	*W7GHT/M	35	18	1,890
<i>Missouri</i>								<i>Thurston</i>			
*K0TBB	41	19	2,242	<b>WASHINGTON</b>				*WA7RDJ	86	32	6,144
<i>Montana</i>				<i>Benton</i>				<i>Walla Walla</i>			
*N7ATT	9	7	126	*K7RF	90	32	5,760	*W7GHT/M	31	17	1,581
<i>Nebraska</i>				<i>Chelan</i>				<i>Whatcom</i>			
*W0JJL	25	12	660	*K7GAH	57	22	3,762	*WB7CLU	1,484	103	305,704
<i>New Jersey</i>				<i>Clallam</i>				<i>Yakima</i>			
*W2CC	5	5	50	*WA7YMC	162	38	15,656	*N7AEN	264	67	37,252
<i>New York</i>				<i>Columbia</i>							
*WB2NDE	107	33	7,062	*W7GHT/M	21	17	1,071				
<i>North Carolina</i>				<i>Cowlitz</i>							
*KB4GZ	13	8	208	*KJ7N	511	53	70,331				
<i>North Dakota</i>				<i>Douglas</i>							
*N0CZO	9	5	90	*W7GHT/M	40	21	2,520				

\*Winner of QSO Party Certificate Award  
#Operated from Skamania/Klickitat county line  
Numbers after call letters are: QSOs, multiplier, and total score.



Use all bands, 80 through 10 meters. In accordance with IARU recommendations, contestants are requested to operate within the lower 30 kHz of each band except when contacting Novice stations.

#### SCORING:

Each completed contact counts 5 points per QSO. In addition, a bonus of 20 points may be claimed for the first, second, and third contacts with each Commonwealth call area. All British Isles prefixes (G, GB, GD, GI, GJ, GM, GU, and GW) count as one call area.

#### AWARDS:

To the winner, the BERU Senior Rose Bowl; to the runner-up, the BERU Junior Rose Bowl; and to the leading UK station, the Colonel Thomas Rose Bowl. Certificates of merit will be awarded to the first through third placings in home and overseas multi-band or single-band entries, as well as to the leading station in each overseas call area.

#### ENTRIES:

Separate logs are required for each band. Each band log should be separately totalled and should include, at the end, a check list of call areas worked on the band. Logs must include GMT time, callsign of station worked, exchanges, and points claimed. Separate band totals should be added together and total claimed score entered on the cover sheet. It is important that logs are carefully checked for duplicate contacts. Unmarked duplicate contacts for which points have been claimed will be heavily penalized and logs containing in excess of five will be disqualified.

Entries may be single- or multi-band. Single-band entries should show contacts on one band only; details of contacts made on other bands should be enclosed separately for checking purposes. Multi-band entries will not be eligible for single-band awards. Each entry will consist of the separate band logs together with a cover sheet, summary, and declaration that the rules and spirit of the contest were observed. Entries should be addressed to: D. J. Andrews G3MXJ, 18 Downsview Crescent, Uckfield, East Sussex TN22 1UB, England. All entries

must be received no later than May 17th.

#### VIRGINIA STATE QSO PARTY

Starts: 1800Z, March 13

Ends: 0200Z, March 15

Sponsored by the Sterling Park Amateur Radio Club. This year there are three categories of participation: 1) fixed or portable single transmitter, 2) fixed or portable multi-transmitter, and 3) mobile.

#### EXCHANGE:

QSO number and QTH (county for VA stations; state, province, or country for others).

#### FREQUENCIES:

Phone—3930, 7230, 21375, 28575; CW—60 kHz from low end, plus Novice bands.

#### SCORING:

Count one point per QSO. A station may be worked once on each band/mode. In addition, Virginia mobiles may also work the same station from each county visited. Virginia stations multiply QSO points times total of states, provinces, countries, and VA counties worked to get final score. All others multiply QSO points times numbers of VA counties worked to get final score. Virginia counties are determined by the USA-CA counties list.

#### AWARDS:

A plaque will be awarded to the highest Virginia score. Certificates go to the highest score in each state, province, country, and VA county.

#### ENTRIES

Mail logs and summary sheets no later than April 15, 1982, to A. Ray Massie K3RZR, Rt. 1 Box 115E, Dunnsville VA 22454. For a copy of the results, please include an SASE.

#### YL ISSB QSO PARTY—CW

Starts: 0001 GMT, March 20

Ends: 2359 GMT, March 21

Two six-hour rest periods are required. Operating categories include: single operator, DX/WK teams, and YL/OM teams. All bands will be used and the same station may be contacted on different bands for contact points but not as country multipliers. Two meters may be used, but



# WISCONSIN ASSOCIATION OF REPEATERS

## NEWSLETTER

#### NEWSLETTER OF THE MONTH

Some clubs have broad membership with diverse interests, while others focus much more closely on a single aspect of amateur radio. Similarly, a newsletter should contain information relating to the club's specialty. A general-interest club shouldn't fill its newsletter with DX info, while a DX-club newsletter would lose readership rapidly if it concentrated on 75-meter rag chewing.

This month's winner, the Wisconsin Association of Repeaters newsletter, sticks to its specialty and covers it well. WAR is the frequency coordinating body for repeaters in Wisconsin and, frequency coordination being the touchy matter it is, keeping the members (who are primarily repeater owners) informed is very important. The December issue is four letter-size pages long and includes an editorial regarding newsletter policies and an explanation of the new size of the newsletter (it used to be printed in half-page size). WAR's chairman writes concerning the new regulatory mood in Washington and the frequency coordinator describes in a "bedtime story" a recent problem concerning coordination in the state and uses it to point out the repeater owner's responsibility in the coordination process. The bulletin finishes off with minutes of the last (quarterly) meeting—particularly important for a club which draws its membership from across a large state.

The newsletter is printed by offset on colored paper with attractive graphics. Perhaps its nicest feature is the inclusion of an up-to-date listing of all coordinated repeaters in the state, arranged by geographical region. One portion of the list is a map of Wisconsin showing the regional breakdowns, so it is easy to determine in which region a repeater belongs. The list is printed on both sides of a separate letter-size sheet, so the newsletter needn't be defaced to save the list.

A newsletter editor needs to keep in mind the audience he is trying to reach; if he gives his specialized audience the specialized information that they joined together to learn, they will be happy both with the newsletter and with the club.

contacts must be direct and not through repeaters.

#### EXCHANGE:

Name, RST, SSBer number, country, state, and partner's call. If no partner, leave blank. If non-member, send "no number."

#### SCORING:

Score eight points for each member contacted on any continent. Non-member contacts count *one* point. Only member station contacts count for multipliers. Multipliers are each state, country, and province, as well as each team contacted

(only once for each team). When DX/WK partners contact each other, it counts as a double multiplier. Final score is sum of QSO points times the total multiplier.

#### ENTRIES:

Logs must show date/time (GMT), RST, SSBer number, partner's call, mode of operation, band, and period of rest time. Summary sheets show number of states, Canadian provinces, countries, YL/OM teams, DX/WK teams, and partner contacts. Send logs, summary sheets, and completed YL ISSB QSO Party applications to Minnie Connolly



KA0ALX, Star Rt. #1, Crocker MO 65452. Anyone needing blank forms or further information should send an SASE to the same address.

#### BARTG SPRING RTTY CONTEST

**Starts: 0200 GMT, March 20**  
**Ends: 0200 GMT, March 22**

The total contest period is 48 hours, but not more than 30 hours of operation is permitted. Time spent as listening counts as operating time. The 18 hours of non-operating time can be taken at any time during the contest, but off periods may not be less than 3 hours at a time. Times on the air must be summarized on the summary sheet.

There are separate categories for single-operator, multi-operator, and shortwave listener stations. Use all amateur bands from 80 through 10 meters. Stations may not be contacted more than once any one band.

#### EXCHANGE:

The message exchange consists of:

1) Time in GMT; this must consist of a full four-figure group and the use of the expression "same" or "same as yours" will not be acceptable.

2) RST and message number; the message must consist of a three-figure group starting with 001 for the first contact made.

#### SCORING:

All 2-way RTTY contacts with other stations within one's own country earn two points; contacts outside your country earn ten points. All stations can claim a bonus of 200 points for each country worked, including their own. Note that any one country may be counted again if worked on a different band, but the continents are counted once only. The ARRL country list is used and, in addition, each W/K, VE/VO, and VK call area will be counted as a separate country. Final score is (sum of QSO points times the total number of countries worked) added to (the number of countries times 200 bonus points each times the number of continents). Note: Proof of contact will be required in cases where the station worked does not appear in any other contest log received or the station worked does not submit a check log.

#### AWARDS:

Certificates will be awarded to the leading stations in each of the three classes, the top station in each continent, and to the top station in each W/K, VE/VO, and VK area.

If a contestant manages to contact 25 or more different countries on 2-way RTTY during the contest, a claim may be made for the Quarter Century Award (QCA) issued by BARTG and for which a fee of \$3.00 (USA) or 15 IRCs is required.

Make your claim at the same time you send your log. Holders of existing QCA awards should indicate and list any new countries to be added to their existing records. Make your claims at the same time that you send in your log. However, due to the high volume of work, it will not be possible to prepare and dispatch any new awards or update any existing awards until the final results of the contest have been evaluated and published.

Additionally, if any contestant manages to make contacts on 2-way RTTY with each of the six continents and the BARTG Contest Manager has received either a contest or check log from each of the six stations concerned, a claim may be made for the WAC Award issued by the *American RTTY Journal*. The necessary information will be sent to the *Journal*, which will issue the WAC Award free of charge.

#### ENTRIES:

Use a separate sheet for each band and indicate all times on the air. Logs should contain: date/time in GMT, callsign of station worked, RST and message number sent, time RST and number received, and points claimed. Logs received from shortwave listeners *must* contain the callsign of the station heard and the report sent by that station to the station he is working. Incomplete loggings are not eligible for scoring. The summary sheet should show the full scoring, the time on the air, and, in the case of multi-operator stations, the names and callsigns of all operators involved with the operation of the station. All logs must be received by May 31st in order to qualify. Summary and log sheets are available from the Contest Manager at the address shown below. The judges' decision will be final and no correspondence can be entered into with respect to incorrect or late entries. All logs submitted will remain the property of the British Amateur Radio Teleprinter Group. Send entries to: Ted Double G8CDW, 89 Linden Gardens, Enfield, Middlesex EN1 4DX, England.

#### SPRING VHF QSO PARTY

**Starts: 1600 local time, March 27**  
**Ends: 2400 local time, March 28**

Sponsored by the Ramapo Mountain ARC. The contest

rules are considerably different from the last two contests.

Classes of entry include single- and multi-transmitter. A station of the single-transmitter class may operate using several different transmitters but may not emit more than one signal at any given time. A station of the multi-transmitter class may operate simultaneously with a single emission on several different bands. The number of operators, loggers, etc., does not affect the class of the station entry.

A section is defined as a geographical area one degree in longitude by one degree in latitude, identified by a 4- or 5-digit number indicating the next lowest degree of longitude and latitude. Example: RMARC club station WA2SNA, located in Oakland NJ at 74° 15' west and 41° 3' north, would use a section designator of 7441.

Each QSO has a point of value based on the distance between stations as determined by the larger of the differences between the section designators' latitude or longitude plus 1, with a maximum of 10 QSO points. Example: WA2SNA in 7441 works W3XX in 7638. The difference between 74 and 76 is 2. The difference between 41 and 38 is 3. Three is the larger difference, so adding 1 to it would result in 4 QSO points.

The section multiplier is the total number of different sections worked per band. The following band multipliers are used to determine the final score per band: 50 MHz = × 1, 144 MHz = × 2, 220 MHz = × 4, 432 MHz = × 8, 1296 MHz = × 16, and 2304+ MHz = × 32. The score per band is equal to the total of QSO point values per band times the section multiplier times the band multiplier. The total score is the total of individual band scores. Each two-way QSO must include an exchange of station callsign, section designator, and class of entry (single- or multi-transmitter).

Prepare a separate log sheet for each band. Heading information must include your station callsign, section designator, and class of entry. Each individual QSO entry must include date/time (GMT), callsign, section designator, and entry class of the station worked, and the QSO point value. Per band summary information must include the total of QSO point values



#### QSL OF THE MONTH: KA8DDT

Does the design on David Ashenfelter KA8DDT's card look familiar? It's based on graphics used by ABC News during the 1980 presidential election.

If you would like to enter our contest, put your QSL card in an envelope and mail it, along with your choice of a book from 73's Radio Bookshop, to 73 Magazine, Pine Street, Peterborough NH 03458, Attention: QSL of the Month. Entries which do not use an envelope (the Postal Service does occasionally damage cards) and do not specify a book will not be considered.



and the total of different sections worked.

Prepare one entry sheet, indicating for each band: band, QSO point total, number of sections, band multiplier, and band score. Also include the total of all band scores. This sheet must also include your station callsign, your section designator, ARRL section and division, and mailing address, and must be signed by the licensee or trustee of the call used.

An SASE to the RMARC will obtain log and entry forms. All who submit the required data will receive a copy of their newsletter with results. Award certificates will be issued to the highest scoring stations on each band as well as on a total basis in each ARRL section, division, and overall. Mail forms no later than May 1st to: Ramapo Mountain ARC, PO Box 364, Oakland NJ 07436.

#### CW & RTTY WORLD CHAMPIONSHIPS

CW Event: 0000 to 2400 GMT, April 3  
Phone Event: 0000 to 2400 GMT, April 4

Sponsored jointly by *73 Magazine* and the *RTTY Journal*. Use all bands, 10 through 80 meters, on the specified mode. Cross-mode contacts do not count. The same station may be worked *once* per mode.

Operator classes are: a) single operator, single transmitter, non-computerized; b) single operator, single transmitter, computerized; c) multi-operator, single transmitter, non-computerized; and d) multi-operator, single transmitter, computerized. Single operator stations may work 18 hours maximum per mode, while multi-operator stations may operate the entire 24-hour period. Off times are no less than 30 minutes each and must be noted in logs. To be eligible for the computerized class, your station must be interfaced with a microprocessor-controlled RTTY and/or CW operating system such as the TRS-80, Heath/Zenith, Apple, PET, OSI, Hal, etc. Utilizing a memory keyer for CW does not constitute a computerized station.

Entry categories are: a) CW

only, b) RTTY only, and c) CW and RTTY both.

#### EXCHANGE:

Stations within the 48 contiguous United States and Canada must send RST and state, province, or territory. All others will send RST and a consecutive contact number. If your station is computerized, add the letter "C" to the end of your exchange.

#### SCORING:

Count 1 QSO point for each valid contact. An additional *bonus* point is earned if the station worked is computerized and sent a "C" at the end of his exchange. Count 1 multiplier point for each of the 48 contiguous United States and each Canadian province/territory and DX country (outside the contiguous US and Canada). The total claimed score is the total QSO points times the total multiplier points.

#### AWARDS:

Contest awards will be issued in each entry category and operator class in each of the US call districts and Canadian provinc-

es and territories, as well as in each DX country represented. Other awards may be issued at the discretion of the awards committee. A minimum of 5 hours and 50 QSOs must be worked on a mode to be eligible for awards.

#### ENTRIES:

Entries must include a *separate* log for each event entered, a dupe sheet, a summary sheet, a multiplier check list, and a list of equipment used for each mode of operation. Contestants are asked to send an SASE to the contest address for official forms!

Omission of the required entry forms, operating in excess of legal power, manipulating scores or times to achieve a score advantage, or failure to omit duplicate contacts which would reduce the overall score more than 2% are all grounds for immediate disqualification.

Entries must be postmarked *no later than* May 10th and sent to: CW and RTTY Championships, c/o The *RTTY Journal*, PO Box RY, Cardiff CA 92007.

# HAMVENTION '82 DAYTON

- ★ Technical Forums
- ★ ARRL and FCC Forums
- ★ GIANT 3-Day Flea Market
- ★ New Products and Exhibits
- ★ Grand Banquet

- ★ Women's Activities
- ★ New! Home-Brew Equipment Forum
- ★ Special Group Meetings
- ★ YL Forum

- ★ New! Personal Computers Forum
- ★ Amateur of Year Award
- ★ Special Achievement Awards

**April 23, 24, 25, 1982**

**Hara Arena and Exhibition Center — Dayton, Ohio**

Meet your amateur radio friends from all over the world at the internationally famous Dayton HAMVENTION. Seating will be limited for Grand Banquet and Entertainment on Saturday evening so please make reservations early. Banquet speaker is Roy Neal, K6DUE, NBC News.

If you have registered within the last 3 years you will receive a brochure in late February. If not write Box 44, Dayton, OH 45401.

Nominations are requested for Radio Amateur of the Year and Special Achievement Awards. Nomination forms are available from Awards Chairman, Box 44, Dayton, OH 45401.

For special motel rates and reservations write to Hamvention Housing, 1406 Third National Bldg., Dayton, OH 45402. **NO RESERVATIONS WILL BE ACCEPTED BY TELEPHONE.**

All other inquiries write Box 44, Dayton, OH 45401 or phone (513) 849-1720.

**Rates for ALL 3 Days: Admission:** \$7 in advance, \$8 at door.

**Banquet:** \$14 in advance, \$16 at door.

**Flea Market Space:** \$15 in advance.

Make checks payable to Dayton HAMVENTION, Box 333, Dayton, OH 45405.

Bring your family and enjoy a great weekend in Dayton.

Sponsored by the Dayton Amateur Radio Association, Inc.



# AWARDS

Bill Gosney KE7C  
Micro-80, Inc.  
2665 North Busby Road  
Oak Harbor WA 98277

## TEN-METER FM AWARDS

- Sponsored by the North Whidbey Island Repeater Association (NWIRA).
- All contacts, to be valid, must have been made on/after January 1, 1981.
- Crossmode contacts do not count. Contacts must be 2-way ten-meter FM.
- Special endorsements can be made for all-mobile, all-simplex, and single-frequency accomplishments and contacts made within a single day, week, month, or year.
- Note: Members of the NWIRA monitor 29.600 MHz, as well as the area repeater on 29.640 MHz (an 1800-Hz tone or whistle is required to access).
- Do not send QSL cards! Forward your list of contacts showing the date, time, and frequency of each QSO and provide a brief station description, along with the fee of \$4.00 for each award, to Ten-Meter FM Awards Program, 2665 North Busby Road, Oak Harbor WA 98277.

## Worked All Districts Award

To qualify, applicants must work one ten-meter FM station in each of the ten US call districts.

## Worked All States Award

Applicants must work a *mini-*

*mum* of fifty US states on ten-meter FM.

## Centurion Award

This award requires the applicant to work a *minimum* of 100 stations on ten-meter FM.

## DX Decade Award

Applicants must work a *minimum* of ten DX stations outside the fifty US states and Canada on ten-meter FM.

## North American Award

To qualify, applicants must work all ten US call districts, a *minimum* of six Canadian provinces and/or territories, and at least four DX countries within the North American continent (other than the US and Canada) on ten-meter FM.

## OPERATING ACHIEVEMENT AWARDS FROM A5 MAGAZINE

### Fast-Scan ATV Award

"Getting the amateur television station operating is an award in itself!" This award certificate recognizes the "first" amateur television two-way contact. Endorsements for DX mileage and color ATV are available. Contacts via ATV repeaters are allowed. Award inscriptions are made around the border of the A5 block. Black/white, 8" x 10".

### Master Scanner A5 SSTV Award

This award certificate recognizes the serious SSTVer. Entry

level is 100 two-way SSTV contacts. Endorsements for 500, 1000, 1500, 2000, etc., are available. Special endorsement for color SSTV available with verified print copy. A must for every SSTVer! Gold, 8" x 10".

## Specialized Communications Achievement Award

This award recognizes accomplishments in ATV, MSTV, NBTV, SSTV, fax, RTTY, EME, microwaves, and satellites. Entry levels are contacts over 100 miles on ATV. Special-event ATV projects, 25 DX country contacts on SSTV, reception of HF MSTV or fax signals via amateurs, microwave DX, 10 DX foreign countries via EME, 10 two-way contacts on an amateur satellite, and 25 DX countries on RTTY are required, with special endorsements available for additional contacts. Certificates are numbered as received. Gold, 8" x 10", suitable for framing.

## Worked All States SSTV

Work all 50 states (including Hawaii and Alaska) with exchange of callsign and signal report in video. A special WAS map is available to color in the states as you get them. This is an ongoing award not limited to the annual contest. Special endorsements available for multi-band WAS.

## Worked All States RTTY

Work all 50 states (including Hawaii and Alaska) with log copy verification. This is an ongoing award not limited to the annual contest. Special endorsements available for multi-band WAS.

## "Good Image" Award

Awarded at the Dayton Hamvention each year, the Good Image Award is presented to the individual or group of individuals who contributed to the advancement of the A5 code of communication by technical achievement or public awareness. Top-of-the-line award!

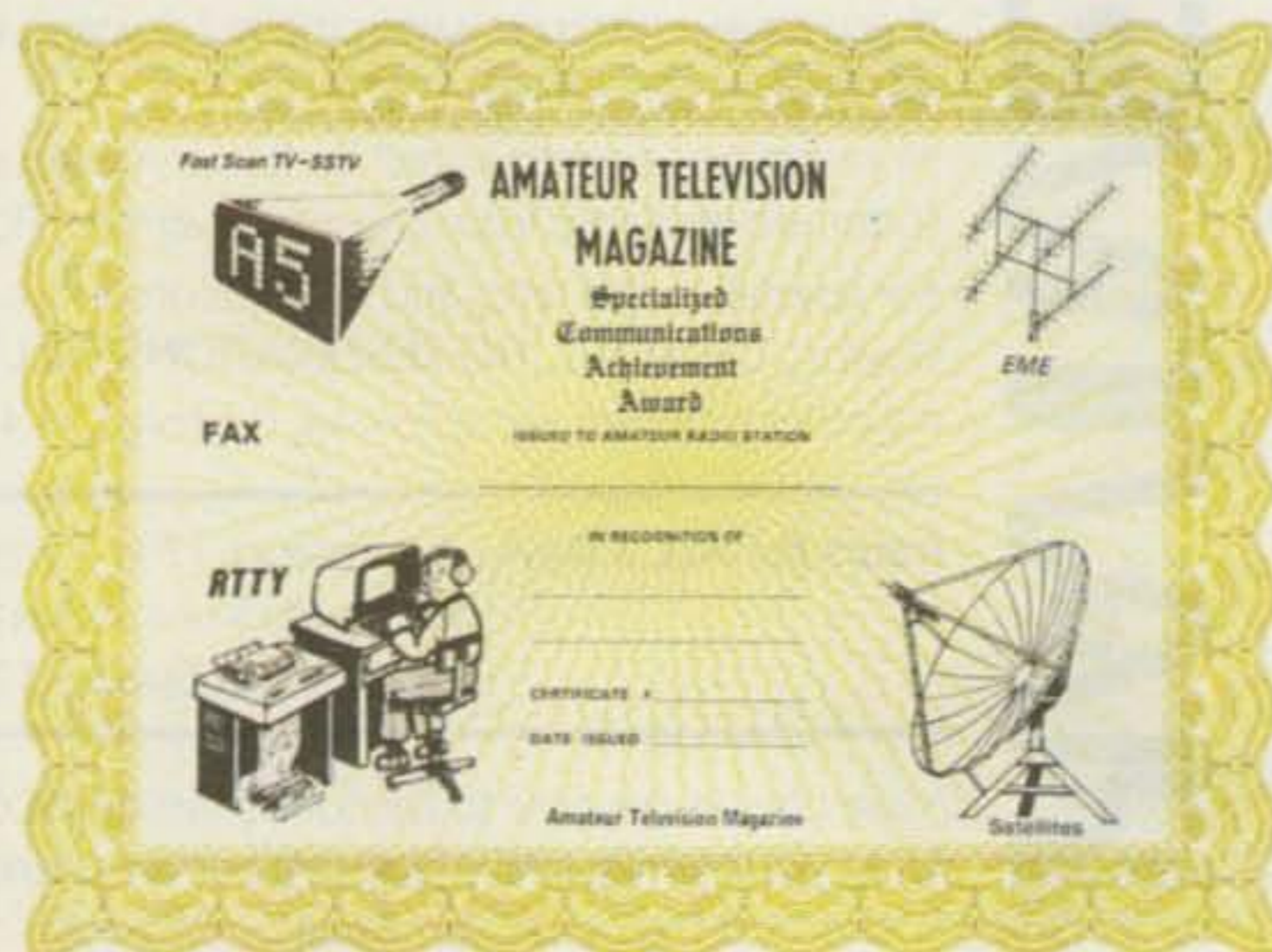
All A5 Magazine awards require subscription label information date codes. Enclose \$1.00 for the cost of the award certificate and 50¢ postage for return mailing (envelope is provided). Allow 2-3 weeks for verification and mailing. Send all requests to Awards Manager, A5 Magazine, PO Box H, Lowden IA 52255-0408. Winners of awards will be published on a regular basis in A5 Magazine.

## CENTRAL STATES VHF SOCIETY OPERATING AWARDS

At the 1981 Central States VHF Conference in Sioux Falls, South Dakota, in August, the Central States VHF Society formally announced its new operating awards program with three colorful awards for VHF/UHF/SHF bands.

Each award was designed to stimulate activity on the bands above 144 MHz. The differences in the awards as well as the variety of endorsements available provide challenging but achievable goals regardless of the station's geographic location or capabilities.

The awards are open to all amateurs—not just CSVHF Society members. To receive rules and application sheets, send a legal-size SASE (with two stamps) to Bob Taylor WB5LBT,





10715 Waverland, Baton Rouge  
LA 70815.

### General Rules—All Awards

● The awards described below are available to all amateurs worldwide who submit details of the required contacts (on the separate award Application Detail Sheet) and have the accuracy of the application certified by a local member in good standing of the CSVHF Society. In addition to the basic awards, certain optional endorsements are available as described below and on the Application Cover Sheet.

● For all awards, direct two-way communication must be established on amateur radio bands of 144 MHz and above. Minimum contact requirements are the exchange of call signs, signal reports (or other mutually understood information), and receipt of acknowledgement that both stations have received this information. All contacts for each award must be on the same band.

● Contacts must be made from the same location or from other location(s) licensed to the applicant, no two of which are more than 50 miles apart.

● Contacts for the VUCC and WHG awards may be made over any period of years, with no starting date, but *numbered* certificates will only be issued to those who have made all the required contacts after August 1, 1981. 1K Coverage Award contacts must be made during any two consecutive months after August 1, 1981.

● Contacts made through "repeater" devices or any other power relay method do not count toward any of the awards. In addition, no crossband contacts are permitted.

● False statements on the Application Cover Sheet or on the Detail Sheet(s) shall result in immediate disqualification for any of the awards.

● Remember, you do not have to be a member of the CSVHF Society to apply for an award. However, if you wish to join, send the \$5.00 membership dues to: Ted Mathewson W4FJ, CSVHF Society Secretary, 1525 Sunset Lane, Richmond VA 23221. Please do not send dues with awards applications.

### VUCC

The VUCC (VHF/UHF Century Club) award simply requires contacts with 100 different amateur stations. Optional endorsements for working additional stations in increments of 25 (e.g., 125, 150, 175, etc.) or for making all the contacts during a single calendar year (Jan. 1 through Dec. 31) are available *only* if all the contacts were made on the same mode of propagation (sporadic E skip, EME, meteor scatter, or aurora).

### 1KCA

The 1K Coverage Award requires contacts of sufficient number and distance such that the sum of the QSO points for all the contacts during *each* of any two consecutive calendar months is equal to or greater than 1000. The QSO points for

any given contact are the band points multiplied by the distance points. The band points are determined as follows: 144 = 2, 220 = 5, 432 = 4, 1295 = 5, 2300 = 10, 3300 = 15, 5650 = 25, and 10 GHz and up = 50. The distance points are simply the number of  $1^\circ \times 1^\circ$  "grids" (see definition under WHG Award) you are away from the other station's  $1^\circ \times 1^\circ$  grid. For example, if the station is in the next grid over from yours, the distance points for the contact are 1; if it is two grids over, the distance points are 2, etc. Contacts in your own grid have a distance point value of 1. For stations which are not in a grid directly north, south, east, or west of yours (i.e., off at an angle), the distance points have to be calculated. In such cases, the distance points are equal to the square root of the sum of the latitude difference squared and the longitude distance squared, where the differences in latitude and longitude are measured in numbers of whole  $1^\circ \times 1^\circ$  grids. The resulting distance points are to be rounded off to the nearest tenth. Only one contact with a given station per GMT day counts toward this award, and EME contacts do not count. There are no additional endorsements available for this award.

### WHG

The WHG (Worked Hundred Grids) award requires contacts with stations in 100 different  $1^\circ \times 1^\circ$  geographic "grids." The  $1^\circ \times 1^\circ$  grids are defined as the

area bounded by integral values of latitude and longitude. For example, a station whose longitude is  $112^\circ 32' 15''$  west and latitude is  $37^\circ 25' 16''$  north would be in the grid 112W37N. All stations are urged to include their latitude and longitude and/or equivalent recognized QTH locator code on their station cards to assist others in determining their grid. If you have to determine the other station's grid yourself, it can be easily done by looking up the town location in any good road atlas and the locating the position on a larger map which shows the  $1^\circ$  lines of latitude and longitude. Two such maps are:

1. "Map 2-A," which comes in two halves ( $54'' \times 80''$  assembled) and is available for \$3.00 postpaid from: Branch of Distribution, U.S. Geological Survey, Federal Center, Denver CO 80225. Shown are counties, county seats, capitals, and cities larger than 500,000.

2. Rand McNally's "Contemporary United States," which measures  $36'' \times 54''$  and is available through bookstores for \$2.95. The map does not show counties but does include major highways, a number of cities and towns, and  $3^\circ$  more latitude in Canada than the USGS map.

Optional endorsements are available for working additional  $1^\circ \times 1^\circ$  grids in increments of 25 (e.g., 125, 150, 175, etc.) or for working all the different grids in a single calendar year.

# FUN!



John Edwards KI2U  
78-56 86th Street  
Glendale NY 11385

### HOW HAMS VIEW THEMSELVES II

Here we go again. One year and two postal increases later, it's time once more for the famous Fun! poll.

For those who missed last year's event, the Fun! poll is not a scientific survey. What it represents, though, are the gut feelings of amateurs as they answer questions ranging from their personal lifestyles to how they view emerging trends in our hobby. Last year we discovered, for instance, that 12 percent of our respondents used a "cheat book" to upgrade, 54 percent felt that ham radio interfered with their personal relationships, and 61 percent would give up the hobby for a million dollars.

This time around we're keeping many of the old questions and adding some new ones. I hope that you'll take the time to fill out the response sheet and mail it to *the address at the top of this column*.

Last year, some club officers wrote in to say that they made the poll a meeting activity. Photocopy ballots were passed out and members were encouraged to voice their opinions on the various topics. I think that's a great idea. Anything that can get hams thinking and talking can't be all bad. Just be sure to mail in those ballots

### ELEMENT 1—BACKGROUND

1) Sex:

- A) Male
- B) Female



- 2) Age:
- A) 15 or below
  - B) 16-21
  - C) 22-39
  - D) 40-59
  - E) 60 and above
- 3) License class:
- A) Novice
  - B) Technician
  - C) General
  - D) Advanced
  - E) Extra
- 4) Number of years licensed:
- A) 1 year or less
  - B) 1-5 years
  - C) 6-10 years
  - D) 11-20 years
  - E) 21 years and up
- 5) Do you have a new (post-March '78) call?
- A) Yes
  - B) No
- 6) How many hours a week do you devote to amateur radio?
- A) 0-1 hour
  - B) 2-5 hours
  - C) 6-10 hours
  - D) 11-20 hours
  - E) 21 hours or more
- 7) Which HF band do you most use?
- A) 80-75 meters
  - B) 40 meters
  - C) 20 meters
  - D) 15 and/or 10 meters
  - E) Don't operate HF
- 8) Which VHF-UHF band do you most use?
- A) 6 meters
  - B) 2 meters
  - C) 220 MHz
  - D) 420 MHz and/or up
  - E) Don't operate VHF-UHF
- 9) Which mode do you most use?
- A) SSB
  - B) CW
  - C) FM
  - D) RTTY
  - E) Other
- 10) How much money have you spent on amateur radio within the past year? (Include QSL expenses, magazine subscriptions, club dues, and other incidental expenditures.)
- A) 0-\$250
  - B) \$251-\$500
  - C) \$501-\$1,000
  - D) \$1,001-\$2,500
  - E) \$2,501 and up

#### ELEMENT 2—SOCIAL CHARACTERISTICS

- 11) Has amateur radio influenced your career choice?
- A) Greatly
  - B) Somewhat
  - C) Not at all
- 12) Do you answer QSLs with no return postage?
- A) Yes
  - B) No
- 13) Politically, how would you define yourself?
- A) Conservative
  - B) Middle-of-road
  - C) Liberal
- 14) Do you think amateur radio will exist 20 years from now?
- A) Yes
  - B) No

- 15) Have you ever had a fight with a family member over amateur radio?
- A) Yes
  - B) No
- 16) Do you have any relatives who are hams?
- A) Yes
  - B) No
- 17) Are most of your friends (more than half) hams?
- A) Yes
  - B) No
- 18) Did you ever use a "cheat book" (not counting the ARRL License Manual) to upgrade your license?
- A) Yes
  - B) No
- 19) If someone offered you five million dollars, tax free, on the condition you give up amateur radio forever, would you?
- A) Yes
  - B) No
- 20) Do you belong to a local ham radio club?
- A) Yes
  - B) No
- 21) Have you ever attended a ham flea market?
- A) Yes
  - B) No
- 22) Have you ever attended the Dayton Hamvention?
- A) Yes
  - B) No
- 23) Would you pay five dollars to join the ARRL if they offered no magazine, QSL services, awards, or technical and instructional help?
- A) Yes
  - B) No
- 24) Would you like to see another national organization compete with the ARRL?
- A) Yes
  - B) No

#### ELEMENT 3—OPERATING HABITS

- 25) Would you favor a licensing system that had only two classes: Novice and General or Communicator and General?
- A) Yes
  - B) No
- 26) Would you like to see the FCC turn over amateur testing responsibility to clubs?
- A) Yes
  - B) No
- 27) Do you think religious and politically-oriented nets have a place in ham radio?
- A) Yes
  - B) No
- 28) Should contests be outlawed?
- A) Yes
  - B) No
- 29) Do you think the FCC should assign exclusive frequencies and times to nets?
- A) Yes
  - B) No
- 30) Do you think the FCC should assign exclusive frequencies to repeaters?
- A) Yes
  - B) No
- 31) Should there be a no-code, VHF and above, "digital-class" license? This license would require a heavy theory test and carry no phone or CW privileges (except perhaps for ID purposes).
- A) Yes
  - B) No
- 32) Should there be a no-code, 220 MHz, "communicator-class" license? This license would require a moderately difficult theory test and carry only F3 privileges at a maximum of 50 Watts.
- A) Yes
  - B) No



- 33) Do you own a microcomputer?  
 A) Yes  
 B) No
- 34) What sort of CW sending device do you most often use?  
 A) Straight key  
 B) Keyer  
 C) Bug  
 D) Keyboard  
 E) Never operate CW
- 35) If required, could you solidly copy CW at the speed at which you were licensed?  
 A) Yes  
 B) No
- 36) Have you ever purposely operated in an amateur subband you weren't licensed to use?  
 A) Yes  
 B) No
- 37) Do you think the FCC affects amateur radio in a positive manner?  
 A) Yes  
 B) No
- 38) Do you ever speak to foreign, non-English-speaking hams in their own language?  
 A) Always  
 B) Sometimes  
 C) I attempt it  
 D) Rarely  
 E) Never
- 39) Do you feel yourself competent to replace the finals in a tube-type rig?  
 A) Yes  
 B) No
- 40) Do you feel yourself competent to replace the finals in a transistor-type rig?  
 A) Yes  
 B) No
- 41) Have you ever built an electronic project from a kit?  
 A) Yes  
 B) No
- 42) Have you ever "home-brewed" an electronic project from a book or magazine?

- A) Yes  
 B) No
- 43) Have you ever designed your own electronic project?  
 A) Yes  
 B) No
- 44) What do you think of contesting?  
 A) Great  
 B) Good  
 C) Okay  
 D) Don't like it  
 E) Despise it
- 45) What do you think of DXing?  
 A) Great  
 B) Good  
 C) Okay  
 D) Don't like it  
 E) Despise it
- 46) What do you think of repeaters?  
 A) Great  
 B) Good  
 C) Okay  
 D) Don't like them  
 E) Despise them
- 47) What do you think of traffic handling?  
 A) Great  
 B) Good  
 C) Okay  
 D) Don't like it  
 E) Despise it
- 48) Do you plan to use Phase III OSCAR within a year of its launch?  
 A) Yes  
 B) No
- 49) Do you plan to use the new 10.1 MHz band within one year of its opening?  
 A) Yes  
 B) No
- 50) Do you believe amateurs should have the right to build, use, and sell equipment intended for the reception of subscription television?  
 A) Yes  
 B) No

### RESPONSE FORM

*Instructions:* Read each question and mark your response by circling the appropriate letter next to the number of the question.

- |                   |                   |                   |         |               |
|-------------------|-------------------|-------------------|---------|---------------|
| <i>Element 1:</i> | <i>Element 2:</i> | <i>Element 3:</i> | 21) A B | 35) A B       |
| 1) A B            | 11) A B C         | 25) A B           | 22) A B | 36) A B       |
| 2) A B C D E      | 12) A B C         | 26) A B           | 23) A B | 37) A B       |
| 3) A B C D E      | 13) A B C         | 27) A B           | 24) A B | 38) A B C D E |
| 4) A B C D E      | 14) A B           | 28) A B           |         | 39) A B       |
| 5) A B            | 15) A B           | 29) A B           |         | 40) A B       |
| 6) A B C D E      | 16) A B           | 30) A B           |         | 41) A B       |
| 7) A B C D E      | 17) A B           | 31) A B           |         | 42) A B       |
| 8) A B C D E      | 18) A B           | 32) A B           |         | 43) A B       |
| 9) A B C D E      | 19) A B           | 33) A B C D E     |         | 44) A B C D E |
| 10) A B C D E     | 20) A B           | 34) A B C D E     |         | 45) A B C D E |
|                   |                   |                   |         | 46) A B C D E |
|                   |                   |                   |         | 47) A B C D E |
|                   |                   |                   |         | 48) A B       |
|                   |                   |                   |         | 49) A B       |
|                   |                   |                   |         | 50) A B       |

Comments: \_\_\_\_\_  
 \_\_\_\_\_  
 \_\_\_\_\_  
 \_\_\_\_\_



# REVIEW

## THE YAESU FT-680R TRANSCEIVER

The Yaesu FT-680R is a compact, six-meter, multi-mode transceiver designed for both mobile and fixed station use. It is part of a rather complete line of nearly identical VHF/UHF transceivers which includes the FT-480R two-meter and the FT-780R 430-MHz multi-mode rigs.

The FT-680R is fully synthesized, with a four-bit NMOS microprocessor-controlled operating frequency, scanning, priority channel selection, and the various memory functions. Frequency coverage is from 50 to 53.99999 MHz, in steps of 10 Hz, 100 Hz, and 1 kHz in SSB (CW and AM modes) and 1-kHz, 20-kHz, and 100-kHz steps in the FM mode. These steps correspond to one click on the main tuning knob, or one press of the up or down buttons on the microphone.

Of the sixteen controls on the front panel, eleven are associated with frequency selection. The other five are volume and squelch controls, high/low power switch, and a noise-blanker on/off switch. The microphone jack is an eight-pin affair identical to that found on many Icom rigs and provides for microphone-mounted up/down scanning switches, a "Call" button for tone-burst operation, and a microphone lock switch, in addition to the obligatory PTT, signal, and ground lines.

Underneath the front panel on the right-hand side are three

switches: SAT, which allows the operating frequency to be changed while transmitting, a repeater offset selector, and a busy/clear scanning selector. A miniature connector is located near the back of the bottom panel, allowing tone burst on six meters. The unit's speaker is also on the bottom panel.

The rear panel is mostly heat sink, but squeezed into the corners are jacks for antenna, power, and CW key. The entire unit measures approximately 2½" high, 7¼" wide, and 9½" deep. A hefty mobile bracket is included, as is a wire bail for home use. The bail is necessary because the speaker housing prohibits the rig from sitting flat on a table without it.

### Other Features

Upon first unpacking the FT-680R, I decided that the front panel was the most confusing I had ever encountered. This is no small distinction, considering the needlessly complex panels on some of the competition! However, my opinion was modified considerably after reading the instruction manual. In retrospect, the 680 offers a thoughtful layout. What need work are some of the labels over the switches. For example, use of the switch marked DIL is not exactly obvious. A glance at the manual explains everything. The switch "...transfers frequency control from the memory channels to the main tuning knob." That makes perfect sense, but please don't ask me what it has

to do with DIL! Once you understand some of the confusing labels, the front panel is a lot friendlier.

There are four memories available as well as a priority channel. These function in the generally accepted manner. An interesting and extremely useful twist is the clever programming of the up/down switches on the microphone. At first, they appear to operate just like the mike switches on countless other rigs, but if you hold down one of the switches for more than half a second, the automatic scanner is activated. Even if you release the switch, the unit will continue to scan up or down the band. To stop, simply press either the up or down buttons or the PTT switch. Surprisingly, pushing the PTT switch during scanning will not result in a transmission. The next time you press it though, it will behave normally and you'll be on the air. Nice touch!

The controls on the underside of the transceiver are inconvenient and their labels impossible to read without turning the rig over. Yaesu's engineers correctly assumed that most users would rarely need access to these controls, but they failed to consider how easy it is for an operator unknowingly to change the position of the switches while moving the rig. Hopefully, Yaesu will not mount switches here on future rigs.

Particularly useful to the six-meter DXer is the inclusion of semi-break-in operation on the CW mode. Also included is an 800-Hz sidetone. Missing is an amplifier-keying jack. With 4CX250 amplifiers so easy to home-brew for this band, such a jack is sorely missed. Fortunately, adding one should prove to be easy for anyone on familiar terms with a soldering iron.

### On the Air

The FT-680R spent several weeks accumulating dust on the shelf after its arrival because I couldn't find the time to install a proper six-meter yagi. One Friday evening as my wife and I settled in to view our favorite program on Channel 2, we found it had been pre-empted. The Boston station we had planned to watch faded in and out of the hash, and then for a few minutes a Florida news broadcast captured the set completely!

Without so much as a word, Alyson went to the ham shack, got the FT-680R, and dropped it at my feet. We found a spare 12-volt supply and then hooked up the rig to a Radio Shack TV antenna on the roof. The swr was about 3:1, but the rig put out almost full power and didn't make any funny noises, so I started tuning up the band. Among other things, we heard a Georgia station calling CQ, and I gave him a quick call. Wonder of wonders, he came back with a 59 report! Over the weekend, I worked 21 states in the south and midwest, using 10 Watts PEP and a TV antenna fed with 75-Ohm coax. Bob Cooper in the Turks and Caicos came in 59+20 Saturday morning, but I apparently couldn't be heard over the pileup of kilowatts and stacked arrays. I did manage to make several contacts elsewhere using the low-power position (one Watt PEP), but signal strength reports at this power level were not uplifting.

When the band finally went dead and I reconnected the TV, it occurred to me that I had forgotten about the lossy 300-Ohm to 75-Ohm transformer installed at the antenna. Close examination revealed it to be undamaged, but I've always wondered how much power I lost in the darn thing!

All things considered, the 680's performance is outstanding. Receiver sensitivity is more than adequate for all but the most demanding weak-signal work. After a couple of hours with most multi-mode rigs, one usually begins thumbing the catalogs in search of a suitable preamp, but no one who used the 680 ever felt the urge. Receiver audio quality was very good—better than that found on other Yaesu transceivers. Transmit audio reports were excellent, and I'm just as glad the 680 doesn't include a speech processor! The Monadnock region of New Hampshire is not exactly bursting with FM six-meter activity, so about all I can say about the FM section is that it works.

The instruction manual is very complete. Several other well-known manufacturers would do well to offer the sincerest form of flattery—imitation. As well as the usual specifications and operating instructions, the FT-680R owner is furnished with alignment and service instructions, a parts list, a theory of



The Yaesu FT-680R six-meter transceiver. (Photo by KA1LR)



operation section, and three poster-sized schematics. An amateur radio operator deserves nothing less.

A rather complete line of optional accessories is offered for the 680. For those of us too lazy to build our own, there is the FP-80 dc power supply. The AD-1 antenna coupler permits a single mobile antenna (the RSL-50) to be used with both six- and two-meter rigs at the same time. One less hole in the old crate. Home-station operators will appreciate the choice of stand microphones, including one with scanning push-buttons in the base. Finally, for owners of the 680 and one of its twins, there is the SC-1 station console which makes the rigs into a single compact package and includes a power supply, digital clock, 16-button DTMF pad, and some convenient switching.

### Conclusion

Six meters remains one of our interesting amateur bands. Propagation is often unpredictable and wild, rewarding the alert operator with dizzying tours of the country. On occasion, it is rather tame, behaving like a mischievous 10 meters, offering long, solid rag-chews before sweeping your friend off the S-meter. As solar activity provides fewer opportunities to sample the thrills of six-meter DX, the FM position on the mode switch will offer a bastion of tranquility and camaraderie, free from the crowding and circus-like atmosphere that prevails on other, more populous FM bands. Six meters offers some of the very best of the HF and VHF worlds, and the FT-680R provides an excellent means to sample the action. In features, price, and performance, it stands with the best. Yaesu has a winner!

For information, contact *Yaesu Electronics Corp.*, 6851 Walthall Way, Paramount CA 90723, Reader Service number 483.

**Paul Grupp KA1LR/4  
Casselberry FL**

### THE CURTIS K5 KEYER

The Curtis keyer IC has been used in countless keyer models offered by a wide range of manufacturers, and with good reason. The chip offers almost every feature a radio operator could require in a non-

memory keyer, and very few additional components are needed to produce a complete unit. But while everyone was building keyers around the chip, almost all neglected its most obvious use. Since the component count is so small, why not produce a tiny keyer that could go anywhere, anytime? Well, that's exactly what Curtis did!

The K5 keyer measures only 1-1/2" square by 3-1/16" deep. A tiny glass-epoxy circuit board is securely screwed to a U-shaped piece of .062" heavy aluminum. This assembly slides into a rectangular case, also made of .062" aluminum, and is held in place by friction fit.

On the rear panel are a phono jack for transmitter keying, a submini phone jack for power, and a submini phone jack for sidetone output. Four eight-inch-long lugged wires exit through a plastic grommet. These are for connection to keyer paddle and straight key.

Correctly, the Curtis engineers judged that the only control that most users would need immediate access to is the combination speed control and on/off switch. This is mounted on the otherwise bare front panel. By mounting seldom-used controls inside the box, enough space was saved to allow room for a standard 9-volt transistor battery.

The internal controls are all

miniature trimpots. Sidetone frequency is set to 1000 Hz and volume to a nominal level. The sidetone output is really only designed to drive headphones (there is no internal speaker), but the instruction manual points out that a 500-Ohm to 8-Ohm miniature transformer will bring up the volume to a usable speaker level.

There is also an internal control for weighting, factory-set to 3:1. Curtis discourages the use of nonstandard weighting, but provides complete instructions on the use of the control for hams with special requirements as well as for those diehards who insist on making a perfectly good keyer perform something like a grossly maladjusted Vi-

broplex bug. If you can't resist playing with the weighting, rest assured that it is easily reset to 3:1 by turning the control fully counterclockwise.

A particularly useful control is the maximum-speed trimmer. The keyer is factory-set for a top speed of 50 wpm, but this can be raised or lowered appreciably by adjusting the maximum-speed trimmer to taste. For example, I never send faster than 25 wpm. By setting the trimmer for this slower top speed, I enjoy a much wider range of adjustment with the front-panel speed control.

### In the Real World

Curtis's years of experience producing keyers are evident in the design of the K5. It's no use



## NEMAL ELECTRONICS



### COAXIAL CABLE SALE



- RG8X (mini 8) 95% shield . . . . . \$16.95/100 ft.
- 100 ft. RG8U with PL-259 on each end . . . \$19.95
- BELDEN Coax in 100 ft. rolls**
- RG58U #9201 . . . . . \$11.95
- RG8U #9208 . . . . . \$24.95
- Grounding strap, heavy duty tubular braid**
- 3/16 in. tinned copper . . . . . 10¢/ft.
- 3/8 in. tinned copper . . . . . 30¢/ft.
- 3/16 in. silver plated . . . . . 15¢/ft.


POLYETHYLENE DIELECTRIC	
RG58C/U non-contaminating 96% shield . . . . .	12¢/ft.
RG213 noncontaminating 96% shield mil spec . . . . .	36¢/ft.
RG174/U-mil spec 96% shield . . . . .	08¢/ft.
RG11U 96% shield 75 ohm mil spec . . . . .	25¢/ft.
RG8U 96% shield mil spec . . . . .	31¢/ft.
RG6A/U double shield 75 ohm . . . . .	25¢/ft.
RG55AU (RG223) double silver shield 50 ohm . . . . .	85¢/ft.
RG58U mil spec 96% shield . . . . .	11¢/ft.
LOW LOSS FOAM DIELECTRIC	
RG8U 80% shield . . . . .	18¢/ft.
RG58U 80% shield . . . . .	07¢/ft.
RG58U 95% shield . . . . .	10¢/ft.
RG59/U 100% foil shield TV type . . . . .	07¢/ft.
RG8U 97% shield 11 gage . . . . .	31¢/ft.
Rotor cable 2-18ga 6-22ga . . . . .	19¢/ft.

CONNECTORS MADE IN USA	
PL-259 push-on adapter shell . . . . .	10/\$3.89
PL-259 & SO-239 . . . . .	10/\$5.89
Double Male Connector . . . . .	\$1.79
PL-258 Double Female Connector . . . . .	.98¢
1 ft. patch cord w/RCA type plugs each end . . . . .	3/\$1.00
Reducer UG-175 or 176 . . . . .	10/\$1.99
UG-255 (PL-259 to BNC) . . . . .	\$3.50
Elbow (M359) Silver Plated . . . . .	\$1.79
F59A (TV type) . . . . .	10/\$1.99
UG 21D/U Amphenol Type N Male for RG8 . . . . .	\$3.00
Double Female N Chassis Mt. UG-30 . . . . .	\$4.75
3/16 inch Mike Plug for Collins etc. . . . .	\$1.25
Connectors—shipping 10% add'l. \$1.50 minimum	

FREE CATALOG  
Cable—shipping \$3.00 1st 100 ft., \$2.00 each add'l 100 ft. . . . . COD add \$1.50—FLA. Res. add 4% Sales Tax

5685 SW 80th. Street Dept. RLO Miami, Fl. 33143 Call (305) 661-5534  
Come See Us At The Tropical Hamboree Feb 6th & 7th

412



The Curtis K5 keyer with Bencher paddles. (Photo by KA1LR)



having a portable keyer if it places an unseemly demand on available power. The K5 draws less than 50- $\mu$ A quiescent current and about 20 mA while keying with an average sidetone level. Turning the sidetone off completely reduces drain somewhat.

The K5 is designed to operate at 9 V dc, but can be operated at up to 20 V dc as long as the battery is removed before the higher voltage is applied. For lower voltages, the relay's current limiting resistor can be shorted out, which will permit operation with as low as 3 V dc input. The voltage range recommended for

most reliable operation is 5 to 15 V dc.

Because of the K5's sealed-contact tungsten relay, keying incompatibility problems are a thing of the past. The touchiest solid-state keying circuit (like the one in my Icom IC-701) is keyed without complaint. No more changing polarity when switching rigs, either! The maximum contact rating of 500 V, 1 A at 15 VA should handle your swishing clobber from the fifties with ease. And if you are worried about getting along with a noisy relay, relax—this one makes less noise than the contacts on my Bencher paddle!

Importantly, the circuitry is well-protected against the harsh electrical environment amateur radio equipment often faces. A diode in the power-input line protects the keyer from reverse polarity. Both sides of the output relay are protected against inductive-kickback spikes. Anything and everything that could suffer from rf pickup is bypassed and/or equipped with a ferrite bead. The paddle inputs include debouncing circuitry, and two pairs of germanium diodes protect them from accidental application of voltage.

One potentially confusing feature of the K5 is its availability in two different models. The K5 offers iambic keying that handles like earlier Curtis keyers. The K5B offers iambic keying with characteristics similar to the Accukeyer, AEA, Heath, Nye, and Ten-Tec units. Make sure you order the model that provides the characteristics that you are familiar with. If this is to be your first keyer, the K5B would be your best choice since you won't have to relearn anything when you use a keyer from a different manufacturer. If you ever wish to try an alternate method of

"padding," you can simply unplug the chip and replace it with the other version.

It is hard to imagine a better keyer for the ham who doesn't require a unit with memory capabilities. It should be especially popular with hams who use portable multi-mode VHF and UHF gear. No more sending CW with the mike button to make a few contacts during a meteor shower!

Whenever you use it though, you'll find that the K5 produces code that is indistinguishable from its more expensive and bulkier competitors. And as a ham who frequently tests new transceivers, I find the relay-driven transmitter keying particularly useful. I own several excellent keyers from a variety of manufacturers, but because the K5 never needs rewiring to make it compatible with a new transceiver, it's always the first keyer connected to a new addition to the shack.

For more information, contact: Curtis Electro Devices, Box 4090 Mountain View CA 94040. Reader Service number 484.

Paul Grupp KA1LR/4  
Casselberry FL

**NEW!** AVAILABLE NOW  
**AZDEN PSC-300**  
TWO-METER HANDHELD

PCS-300 HT	\$290.00	<b>KDK</b>
PCS-3000 XCVR	285.00	
Remote cable	37.00	
Phase II ant.	28.50	
Other acc.	Call	

also: 2025A Mk II (W/TT mic.) \$285.00

Free shipping in U.S.A. for all XCVR or HT orders

**B. G. CARL ELECTRONICS**  
11128 Claire Ave. ✓ 469  
Northridge, Calif. 91326  
Call: (213) 363-1216—anytime

**DOLLAR SAVER/SPACE SAVER**  
**WELZ SP-300 SWR & POWER METER**  
1.8 to 500 MHz/1 W to 1 KW



Exclusive cross over frequency range  
3 Transmitter/3 Antenna Connectors.  
One SWR/Power for the serious amateur who operates all bands, HF to 450 MHz

Serious Dealers Listing Available.



1275 N. Grove St.  
Anaheim, Cal. 92806  
(714) 630-4541

NOTE: Price, Specifications subject to change without notice and obligation.

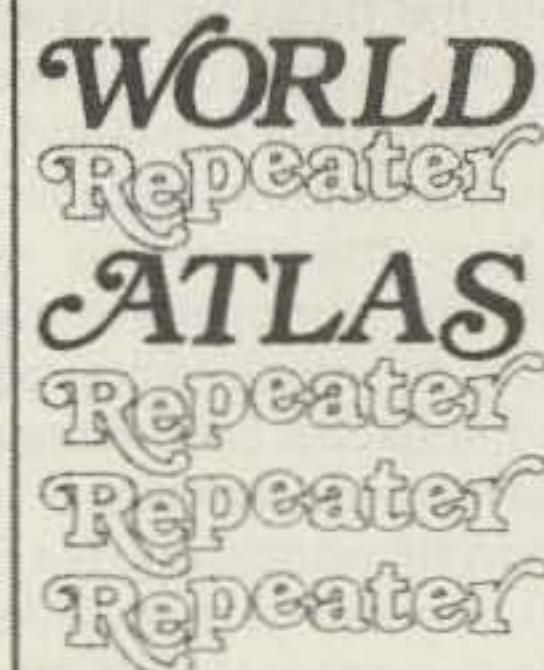
From **73** MAGAZINE

**THE MOST UP-TO-DATE REPEATER ATLAS AVAILABLE!**

**INCLUDES:**

- LISTINGS BY STATE AND COUNTRY
- LISTINGS BY FREQUENCY
- MAPS FOR EACH STATE
- 28 MHz THROUGH 1296 MHz
- PERFECT FOR MOBILING
- WORLD REPEATER ATLAS—BK7315—Completely updated, over 230 pages of repeater listings are indexed by location and frequency. More than 50 maps pinpoint 2000 repeater locations throughout the USA. Foreign listings include Europe, the Middle East, South America and Africa. \$4.95.

**IN STOCK AND READY TO SHIP**



\*Use the order card on the Reader Service page of this magazine or itemize your order on a separate piece of paper and mail to: 73 Radio Bookshop • Peterborough NH 03458. Be sure to include check or detailed credit card information. No C.O.D. orders accepted. Add \$1.50 handling charge for the first book; \$1.00 for each additional book. Questions regarding your order? Please write to Customer Service at the above address. Please allow 4-6 weeks for delivery.

**FOR TOLL FREE ORDERING CALL 1-800-258-5473**



# HAM HELP

I am in need of a schematic and manual for a Hammarlund FM50a business-band radio, 1960s vintage. I would like to convert this to 50 MHz.

**Leonard W. Martin WD5DNQ**  
PO Box 18665  
Baton Rouge LA 70893  
(504)-342-6933

I need technical manuals for the following equipment: Boonton Radio Corporation type 202-B FM signal generator; Kepco model KR-4 power supply; General Electric model 4ER25

high-band receiver strip (also, crystal formula); Multi-Elmac (Multi-Products Co.) model CM-1 Conelrad receiver; military surplus C-1012/FRR control monitor; and CU-997/URR coupler antenna. I will purchase manuals or copy and return.

**James Lincoln K1NQL**  
12 Crestview Terrace  
Wallingford CT 06492

## Your Ham Tube Headquarters!

TUBES BOUGHT, SOLD AND TRADED  
SAVE \$\$\$ - HIGH \$\$\$ FOR YOUR TUBES

### MONTHLY SPECIALS

3-400Z .....	\$85.00	6883B .....	6.75
3-500Z .....	85.00	7360 .....	9.15
4-400A .....	80.00	7735A .....	29.50
4CX250B .....	50.00	8122 .....	79.50
572B .....	36.50	8156 .....	10.95
811A .....	12.00	8873 .....	175.00
813 .....	45.00	8874 .....	175.00
6146B .....	6.50	8877(3CX1500A) ..	450.00
6360 .....	4.95	8908 .....	10.50

E.F. JOHNSON Sockets For 3-500Z & 4-400A @ \$9.95

**LARGEST EIMAC DISTRIBUTOR—CALL BRAND NEW \*\*\*\* FACTORY GUARANTEED TOP BRAND Popular Receiving Tube Types FACTORY BOXED 75/80% OFF LIST FREE LIST Available**

Includes full line of RF Power Transistors. Minimum Order \$25.

Allow \$3.00 Minimum for UPS Charges  
40 watt RF power transistor 2N6084-\$13.50  
Linear RF transistors in stock.

Write or phone for free catalog.  
TUBES—BOUGHT, SOLD AND TRADED  
Premium Prices Paid for EIMAC TUBES

## CeCo

Use toll free no.  
800-221-0860

COMMUNICATIONS, Inc. ✓92

2115 Avenue X  
Brooklyn, NY 11235  
Phone (212) 646-6300

SERVING THE INDUSTRY SINCE 1922

## UNSCRAMBLE

SCANNER ACCESSORIES  
FREE LITERATURE  
501-623-6027

DNE, INC., RT. 7, BX257 ✓43  
HOT SPRINGS, ARK. 71901

## POLICE CODE



### BEEPER III

The Professional Touch Comes To Amateur Radio

See our review in the Aug-81 Issue of 73 Magazine. Add "The Beep" to your transceiver!

- BP-3A Complete with case, cable, Standard 4-pin connectors 39.95 pp
- BP-3B As above except without connectors. Add your own. 36.95 pp
- BP-3C Circuit-board version for custom installation. 29.95 pp

### AD-3

Real-World Apple® Interface Card



A/D, D/A Conversions, 16 IO Ports, 2 Programmable Timers. With Diskette, Ribbon Cables, Manual.  
\$199 pp



### Equipment Fans

Factory Fresh From \$22.30!  
Write for a list!

Dealer Inquiries Invited. All Items Postpaid in U.S. Ohio Residents add 6% Sales Tax. Apple is a TM of Apple Computer, Inc.

FAXSCAN INC. ✓85

3148 Dorf Drive • Dayton, Ohio 45418

## PRESERVE

## 73 MAGAZINE

## BINDERS & FILE CASES

Keep your issues of 73 Magazine together, handy and protected in handsome and durable library files or binders. Both styles bound in red leatherette with the magazine logo stamped in gold.

Files: Each file holds 12 issues, spines visible for easy reference, \$5.95 each, 3 for \$17.00, 6 for \$30.00

Binders: Each binder holds 12 issues and opens flat for easy reading. \$7.50 each, 3 for \$21.75, 6 for \$42.00

(Postage paid in USA. Foreign orders include \$2.50 per item)

Please state years: 1977 to 1983

Send check or money order to:

JESSE JONES BOX CORP.

P.O. Box 5120

Philadelphia, PA 19141

Allow 4 to 6 weeks for delivery

## EFFECTIVE IMMEDIATELY:

Canadian subscriptions, \$27.97  
1 year only, U.S. funds  
Foreign surface, \$44.97  
1 year only, U.S. funds  
Foreign air mail, please inquire.

(All previous subscription offers void as of February 1, 1982.)

## Radio World

CENTRAL NEW YORK'S MOST COMPLETE HAM DEALER



ROBOT 800



ICOM IC-720



KENWOOD TS830S




DRAKE TR7-DR7




YAESU FT707

Featuring Kenwood, Yaesu, Icom, Drake, Ten-Tec, Swan, Dentron, Alpha, Robot, MFJ, Tempo, Astron, KLM, Hy Grain, Mosley, Larsen, Cushcraft, Hustler, Mini Products, Bird, Mirage, Vibroplex, Bencher, Info-Tech, Universal Towers, Callbook, ARRL, Astatic, Shure, Collins, AEA. We service everything we sell!



Write or call for quote. You Won't Be Disappointed.

We are just a few minutes off the NYS Thruway (I-90) Exit 32



OUT OF STATE  
ORDER TOLL FREE  
800-448-9338

ONEIDA COUNTY AIRPORT TERMINAL BUILDING  
ORISKANY, NEW YORK 13424

N Y Res Call (315) 736-0184

Warren - K2IXN  
Bob - WA2MSH  
Al - WA2MSI

✓397



# AN OASIS IN A SEA OF TECHNICAL JARGON

Are you on the verge of drowning in the flood of technical information about computers in the marketplace? Wayne Green Inc. can help! **Desktop Computing** is here, and each month will explain all about computers without the "computerese."

**Desktop Computing** will cut through the technical hocus-pocus to bring you all the information you need to take advantage of the computer age. Thousands of businessmen, like yourself are saving an amazing amount of money as they find out that computers do things faster, provide access to more information, and allow a smaller staff to do more work. You can provide more services at a lower cost than you have ever been able to do before. Now is the time for you to get in on the savings with the "plain language" information that only **Desktop Computing** can offer you.

The real bargain is that all the "plain language" information you need about computers is available for only \$24.97 for a 12 issue, year subscription that is tax deductible!


To order, fill in the coupon below. A photocopy of the coupon is acceptable. Introduce your friends to **Desktop Computing**—it makes a great gift! We accept Mastercard, Visa, American Express and personal checks or money orders. If you're not delighted with **Desktop Computing**, we'll refund the unused balance of your subscription. Take advantage of this no-risk offer today.

After all, how often does your own personal oasis come along?

Mail coupons to:  
**Desktop Computing**  
Subscriptions

Box 917  
Farmingdale, NY 11737

One year, 12 issues of **Desktop Computing**, only \$24.97. Your first issue will arrive after receipt of payment. Canadian, one year/U.S. funds only \$27.97. Foreign surface one year/U.S. funds only \$44.97. Foreign air mail, please inquire.



323B6

**Desktop Computing**

### For You:

- Check/money order    Mastercard    Visa  
 American Express

Name \_\_\_\_\_

Address \_\_\_\_\_

City \_\_\_\_\_ State \_\_\_\_\_ Zip \_\_\_\_\_

Signature \_\_\_\_\_ Exp. Date \_\_\_\_\_

Card # \_\_\_\_\_ Interbank # \_\_\_\_\_

Box 917, Farmingdale, NY 11737

**Desktop Computing**

323B6

### For a Friend:

Please enter a subscription as my gift to:

Name \_\_\_\_\_

Address \_\_\_\_\_

City \_\_\_\_\_ State \_\_\_\_\_ Zip \_\_\_\_\_

- I DO    DO NOT WANT A GIFT CARD ENCLOSED IN MY NAME.

PLEASE SEND IN BOTH COUPONS WHEN ORDERING FOR A FRIEND.





**KD-44™**  
Parabolic Reflector Kit  
900MHz - 2.5GHz **\$54.95**

A low cost, high quality alternative to snow sleds and yagis. 44" diameter, 2 piece durable lightweight steel const. Includes feed-horn bracket, pre-cut hardware cloth and all hardware needed for assembly. Excellent for weather satellite and 1296 MHz experimenters!

Our kit also comes in a 2 ft. size with 19 db gain - **ONLY \$24.50**

**AMATEUR KITS**

**2300 MHZ CONVERTER KIT**..... \$35.00  
Includes PC board, parts & instruction manual.

**SELECTIVE PREAMP**..... \$44.50  
For use with above converter. This preamp can also be used with other manufacturer's boards for improved performance.

**VARIABLE POWER SUPPLY**..... \$24.95  
Includes all components, case, overlays, and built in antenna switch.

**DELUXE 2300 MHZ CONVERTER KIT**..... \$99.95  
Recommended for experienced kit builders. Dual-stage selective pre-amp, mixer, i.f. amplifier and no-drift crystal controlled oscillator.

**12V STATIONARY POWER SUPPLY**..... \$24.95  
For use with Deluxe Converter. Send 50c for product brochure.

**COMING SOON**  
**1691 MHZ WEATHER SATELLITE CONVERTER KIT HOME TVRO STATION WITH POLAR MOUNT**

**TERMS:** Check, Money order, Visa, MasterCard and C.O.D. (Add \$2). Allow two weeks clearance on checks. Shipping and handling charges C.O.D. by UPS or parcel post unless pre-paid with bank cards. All WELCOME prices subject to change without notice.



**TEXAS MICROTRONICS**

P.O. BOX 14116  
ARLINGTON, TEXAS 76013  
817-860-5440 ✓ 328




**OVER 70 BRANDS IN STOCK**    **LAND-MOBILE RADIO**    **Full Service Shop • Spectrum Analysis • Antennas**  
**DRAKE**    **BIRD**    **HYGAIN • ARRL**    **New and Used Equipment • CW-SSB-FM, Etc. • Towers**  
**ICOM**    **AMATEUR RADIO**    **FCC Study Guides • Code Tapes • Books • Accessories**  
**TEN-TEC**    **SHORTWAVE**    **SPECTRONICS**  
**B&W • CDE**    **SCANNERS**    **Specialists in Amateur Radio,**  
**BEARCAT • MORGAIN • MANY MORE...**    **Short-Wave Listening**  
**HOURS**    **And Contemporary**  
**MON, TUES, WED.: 9:30-6:00 PM**    **Electronic Gear.**  
**THURS, FRI.: 9:30-8:00 PM**  
**SAT.: 9:30-3:00 PM**

**CLOSED SUNDAYS, HOLIDAYS**



**SPECTRONICS INC.**  
1009 GARFIELD ST. OAK PARK, IL. 60304


**(312) 848-6777**



EXPAND YOUR HORIZONS WITH

## VHF H.T. CONVERTERS

**HANDI-CON V**




- DOUBLE BAND COVERAGE
- MULTI-BAND & MULTI-CHANNELLED MONITORING WITH SCANNING H.T.'s
- 2400 CHANNEL CAPABILITY
- SINGLE 3-POSITION CONTROL
- "OFF" RETURNS TO NORMAL TRANSCEIVER OPERATION
- LOW LOSS COUPLING TO ANTENNA
- STANDARD MALE/FEMALE BNC CONNECTION
- USES SINGLE AAA CELL
- BI-LATERAL PROTECTION AGAINST ACCIDENTAL TRANSMISSION FOR UP TO 5 WATTS
- size - 2.25 x 1.5 x 1.4 inches
- weight - 4.5 ozs.

**MONITORS**  
154 - 158  
159 - 163

**\$47.45**  
incl. shipping  
Calif. 6.5% tax

**DEALER PACKAGES AVAILABLE**

**HANDI-CON U2**



**MONITORS**  
460-464  
480-484

Introducing at  
**DAYTON HAMVENTION**

**CLUB DISCOUNTS**

**M-SQUARED ENGINEERING, INC**  
1446 LANSING AVE.  
SAN JOSE, CA. 95118

“LOOK FOR US IN DAYTON”



## YAESU Super 450 FM Closeout SAVE \$125

YAESU FT-404R 450 MHz Hand-held. Six crystal channels within a 3 MHz (tx) or 5 MHz (rx) spread, 430 to 450 MHz. 2 1/2w/200mw output. With NiCad battery pack, wall charger, flex antenna, case, strap, earphone & 446.0 mHz simplex. 7 1/4" h x 2 1/2" w x 2 1/4" d, 1 lb.

Regular \$299 - **Closeout \$179<sup>95</sup>**

FT-404R/TTP same features as FT-404R above, plus a factory installed 16-button Touchtone pad.

Regular \$325 - **Closeout \$199<sup>95</sup>**

Accessories:

NC-1A 15-hr drop-in charger .....	Sale \$44.95
NC-3A Drop-in chgr/AC adaptor .....	Sale 79.95
FBA-1 Battery sleeve for NC-1A/3A .....	8.00
FNB-1 Extra NiCad battery pack .....	23.00
NC-9B Extra 15-hr wall charger .....	10.00
PA-2 Mobile DC-DC adaptor & charger .....	39.00
YM-24A Speaker/microphone .....	39.00
FTS-32E 32 tone CTCSS encoder .....	40.00
FTS-32ED 32 tone CTCSS enc/dec .....	75.00
Leather carrying case .....	35.00
MMB-10 Mobile bracket .....	15.00

Crystal Certificates (2 per channel required) are \$5.00 each when purchased WITH FT-404 or FT-404R/TTP. Purchased separately they are \$8.00 each (no exceptions).



## NEW FT-208R Synth. 2m FM HT SAVE \$59 Reg. \$359 Sale \$299<sup>95</sup>

Accessories:

NC-7 Desk charger .....	\$53 <sup>95</sup>
NC-8 Quick desk charger .....	89 <sup>95</sup>
PA-3 Mobile adapter chgr .....	39 <sup>00</sup>
FNB-2 Extra battery .....	29 <sup>00</sup>
FBA-2 Batt. sleeve - NC-7/8 .....	6 <sup>25</sup>
FBA-3 Sleeve; 208R/1A/3A .....	12 <sup>00</sup>
LCC-8 Carrying case .....	39 <sup>00</sup>
YM-24A Speaker/mic .....	39 <sup>00</sup>

Quantity Limited. Send Check or Money Order. For prompt shipment, call TOLL FREE 1-800-558-0411 and use MASTERCARD or VISA; COD orders O.K. Allow \$5<sup>00</sup> for UPS shipping charges - 48 States.

## AMATEUR ELECTRONIC SUPPLY®

4828 W. Fond du Lac Avenue  
Milwaukee, Wisconsin 53216  
Phone: (414) 442-4200

Wisconsin WATS: 1-800-242-5195  
Nationwide WATS: 1-800-558-0411

AES Branch Stores In: Clearwater, FL •  
Orlando, FL • Wickliffe, OH • Las Vegas, NV



# TEN-TEC Solid-State Transceivers - Low AES Prices



**TEN-TEC Model 546 OMNI/Series-C** All solid-state, 200 watt SSB/CW HF Transceiver. 9 HF bands, 160-10m including 10, 18 & 24.5 Mhz & 10 MHz WWV; 40 KHz VFO overrun. Instant band change, no tune-up. 100% duty cycle, 20 min. Digital readout, six 0.43" LEDs - reads to 100 Hz. Mosfet rf amp., sensitivity 0.3 uV for 10 db S + N/N ratio, 90 dB dynamic range; 18 dB attenuator for strong local signals. 8-pole 2.4 KHz SSB filter, 1.7 shape factor @ 6/60 dB and audio active filter. Select standard SSB filter, optional 1.8 KHz SSB filter or optional CW filter plus 450 Hz or 150 Hz of audio filtering. 50 dB notch filter, ± 500 Hz & ± 4 KHz offset tuning, 2-speed QSK instant break-in, VOX or PTT, adjustable threshold ALC, S/SWR meter, sidetone, Hi-Z mic. input, built-in spkr. 12-14 VDC/18A. 5½" h × 14½" w × 14" d, 14½ lbs.

**Regular \$1289 - Sale Price \$1059**

**OMNI Accessories:**

- 280 18A power supply (Reg. \$169)..... **SALE \$152<sup>95</sup>**
- 255 Deluxe ps w/speaker (Reg. \$199).... **SALE 179<sup>95</sup>**
- 217 500 Hz 8-pole CW filt. (Reg. \$55).... **SALE 49<sup>95</sup>**
- 218 1.8 KHz 8 pole SSB filt. (Reg. \$55) .. **SALE 49<sup>95</sup>**
- 219 250 Hz 6-pole CW filter (Reg. \$55) .. **SALE 49<sup>95</sup>**
- 243 Remote VFO (Regular \$189)..... **SALE 169<sup>95</sup>**
- 1140 DC circuit breaker..... **10<sup>00</sup>**



**TEN-TEC Model 444 HERCULES** All Solid-State, KW Linear Amplifier for 160 to 15 meters - 1.8 to 21.5 MHz with provisions for 4 Aux. bands. Broadbanded, no tune-up, instant break-in. 1000 watts input, 500-600 watts output typical, all bands; 50 watts drive. Duty cycle - SSB: Continuous voice modulation; CW/RTTY: 50%, 5 minutes maximum key down. Manual bandswitching, or automatic when using the OMNI. Separate 45 VDC @ 24 A power supply and built-in control power supply, forced air cooled, automatic line voltage correction and exciter bypass, two meters for collector I/E and forward/reverse power, adj. ALC, 6 LED monitors. Amplifier: 5¼" h × 16" w × 15½" d, 22 lbs; Supply: 7½" h × 15¼" w × 13½" d, 50 lbs.

**Regular \$1575 - Sale Price \$1349**



**TEN-TEC Model 580 DELTA** All solid-state, 200 watt SSB/CW HF Transceiver. 9 HF bands, 160-10m including 10, 18 & 24.5 Mhz & 10 MHz WWV; 40 KHz VFO overrun. Instant band change, no tune-up. 100% duty cycle, 20 minutes. Digital readout, six 0.3" LEDs - reads to 100 Hz. Sensitivity 0.3 uV for 10 db S + N/N, 85 dB or better dynamic range. 8-pole 2.4 KHz SSB filter and audio active filters. Select the standard SSB filter, standard SSB filter with one section of audio filter, optional 250 Hz or 500 Hz CW filter or CW filter with four audio active filter sections. 50 db notch, ± 1 KHz offset tuning, QSK instant break-in, VOX or PTT, adj. AGC & drive, 20 db atten., S/SWR meter, extra receiver jack, sidetone, Hi-Z mic. input, built-in spkr. 12-14 VDC/18A. 4¾" h × 11¾" w × 15" d, 12½ lbs.

**Regular \$869 - Sale Price \$769<sup>95</sup>**

**DELTA Accessories:**

- 280 18A power supply (Reg. \$169)..... **SALE 152<sup>95</sup>**
- 255 Deluxe ps w/speaker (Reg. \$199).... **SALE 179<sup>95</sup>**
- 283 Remote VFO (Reg. \$189)..... **SALE 169<sup>95</sup>**
- 285 500 Hz 8 pole CW filter) ..... **45<sup>00</sup>**
- 282 250 Hz 6-pole CW filter..... **50<sup>00</sup>**
- 289 Noise blanker..... **39<sup>00</sup>**
- 645 Dual paddle keyer (Reg. \$85) ..... **SALE 79<sup>95</sup>**
- 1140 DC circuit breaker..... **10<sup>00</sup>**



**TEN-TEC Model 515 ARGONAUT** All solid-state, 5 watt (QRPp) SSB/CW HF Transceiver. 5 HF bands, 80-10m plus 10 & 15 MHz WWV. No tune, broadbanded final - instant band change. Analog dial, 4-pole 2.4 KHz crystal SSB filter. Typical receiver sensitivity 0.35 uV for 10 db S + N/N ratio. Built-in SWR/S meter, QSK instant CW break-in and PTT on SSB. ± 4 KHz offset tuning, adjustable sidetone, built-in speaker, Hi-Z mic input, LED output and offset indicator. 12-14 VDC @ 1A. 4½" × 13" w × 7½" d, 6 lbs.

**Regular \$469 - Sale Price \$399<sup>95</sup>**

**ARGONAUT Accessories:**

- 210 Power supply ..... **\$34<sup>00</sup>**
- 210/E 110/230v - 13v/1A power supply..... **39<sup>00</sup>**
- 206A External 25 KHz calibrator..... **39<sup>00</sup>**
- 208A External Notch & 150 Hz CW filter ..... **59<sup>00</sup>**
- 212 29-29.5 MHz crystal ..... **5<sup>00</sup>**
- 213 29.5-30 MHz crystal ..... **5<sup>00</sup>**



**TEN-TEC Model 525 ARGOSY** All solid-state, 10/100 watt SSB/CW HF Transceiver. 6 HF bands 80-10m, including the new 30m band & 10 MHz WWV; 40 kHz VFO overrun on each band edge. Switchable, 10 watts or 100 watts input. 100% duty cycle, 20 minutes. Instant band change, broadbanded, no receiver front end or final tuning. Analog dial accurate to ± 2 kHz. 4-pole 2.5 KHz crystal SSB filter, sensitivity 0.3 uV for 10 db S + N/N ratio. Meter shows forward/reverse power, SWR and received signal strength. Offset tuning ± 3 KHz, notch filter, QSK instant CW break-in and PTT on SSB, sidetone, adjustable ALC. 12-14 VDC @ 9A. 4" h × 9½" w × 12" d, 8 lbs.

**Regular \$549 - Sale Price \$499<sup>95</sup>**

**ARGOSY Accessories:**

- 225 9A power supply (Regular \$129).... **SALE \$119<sup>95</sup>**
- 217 500 Hz 8 pole CW filt (Reg. \$55)..... **SALE 49<sup>95</sup>**
- 218 1.8 KHz 6-pole SSB filter (Reg. \$55)..**SALE 49<sup>95</sup>**
- 219 500 Hz 8 pole CW filter (Reg. \$55) ... **SALE 49<sup>95</sup>**
- 220 2.4 KHz 8 pole SSB filt. (Reg. \$55).... **SALE 49<sup>95</sup>**
- 222 Mobile mount..... **25<sup>00</sup>**
- 223 Noise blanker..... **34<sup>00</sup>**
- 224 Audio CW filter..... **34<sup>00</sup>**
- 226 25 KHz crystal calibrator..... **39<sup>00</sup>**
- 1125 DC circuit breaker..... **15<sup>00</sup>**
- 1126 Linear amplifier switching kit..... **15<sup>00</sup>**

**Other Accessories:**

- 234 Speech processor (Reg. \$139)..... **SALE \$124<sup>95</sup>**
- 214 Electret microphone for 234..... **39<sup>00</sup>**
- 209 300 watt dry dummy load..... **26<sup>00</sup>**
- 215 Ceramic microphone with plug..... **29<sup>50</sup>**
- 215PC Ceramic mic. w/plug & coil cord..... **34<sup>50</sup>**
- 227 1.8-30 Mhz, 200w tuner (Reg. \$79).... **SALE 72<sup>95</sup>**
- 228 Tuner, as abv w/SWR (Reg. \$95).... **SALE 85<sup>95</sup>**
- 229 2 KW tuner/SWR br. (Reg. \$229) ... **SALE 224<sup>95</sup>**
- 645 Dual paddle keyer (Reg. \$85) ..... **SALE 79<sup>95</sup>**
- 670 Single paddle keyer..... **39<sup>00</sup>**

**AES has Over 24 Years of Experience in Mail Order**



Order direct from this ad. Send Check or Money Order. To expedite prompt shipment, Call TOLL FREE 1-800-558-0411\* and use Mastercard or VISA.; phone COD orders accepted. Prices do not include shipping charges.

\*Milwaukee Headquarters will answer the Nationwide WATS line 1-800-558-0411 until 8 pm CST, Monday thru Thursday.

**New AES Branch Store: Clearwater, FL**  
1898 Drew St. • Phone (813) 461-4267

**HOURS: Mon, Tue Wed & Fri 9-5:30 Thurs 9-8; Sat 9-3**  
(Las Vegas & Clearwater stores not open Thursday evenings)

## SAVE \$800 on TEN-TEC Package Deal!

546C OMNI-D (C) • 255 Power supply/speaker • 243 Remote VFO • 234/214 Processor/microphone • 217 500 Hz CW filter • 218 1.8 KHz SSB filter • 645 keyer • 444 HERCULES linear  
**Total Regular Price \$3625 - Package Price \$2825**

**Call Toll Free: 1-800-558-0411**

*In Wisconsin (outside Milwaukee Metro Area)*  
**1-800-242-5195**

# AMATEUR ELECTRONIC SUPPLY<sup>®</sup> Inc.

4828 W. Fond du Lac Avenue, Milwaukee, WI 53216 - Phone (414) 442-4200

### AES BRANCH STORES

WICKLIFFE, Ohio 44092  
28940 Euclid Avenue  
Phone (216) 585-7388  
Ohio Wats 1-800-362-0290  
Outside Ohio 1-800-321-3594

ORLANDO Florida 32803  
621 Commonwealth Ave.  
Phone (305) 894-3238  
Fla. Wats 1-800-432-9424  
Outside Fla. 1-800-327-1917

LAS VEGAS, Nevada 89106  
1072 N. Rancho Drive  
Phone (702) 647-3114  
Pete, WA8PZA & Squeak, AD7K  
Outside Nev. 1-800-634-6227

### ASSOCIATE STORE

ERICKSON COMMUNICATIONS  
CHICAGO, Illinois 60630  
5456 N. Milwaukee Avenue  
Phone (312) 631-5181  
Outside ILL. 1-800-621-5802



★★★★★ **A STAR IS BORN** ★★★★★

- ★ Ideal for Novices, SWL's and seasoned amateurs
- ★ Built-in code practice oscillator & speaker
- ★ 12 VDC Operation or 120 VAC with adapter provided
- ★ Optional serial/parallel ASCII output port



- ★ Copies Morse, Baudot & ASCII codes
- ★ Two optimized Morse ranges
- ★ Digital & Analog filtering with 16 db AGC
- ★ Automatic speed tracking 3 - 70 WPM

Call or write for brochure or order direct.

CODE★START™Kit ..... CS-K \$169.95  
 CODE★STAR Wired ..... CSF \$249.95  
 Optional ASCII Output Port Kit ..... CS-1K \$ 69.95  
 Optional ASCII Output Port Kit Wired  
 (Specify 110 or 300 Baud and 20mA or TTL level) ..... CSIF \$ 89.95

Send check or money order. Use your VISA or MasterCard. Add \$5.00 shipping and handling for continental U.S. Wisconsin residents add 4% State Sales Tax.

**Microcraft Corporation** Telephone: (414) 241-8144  
 P. O. Box 513G, Thiensville, Wisconsin 53092

**DOUBLE BAZOOKA COAXIAL ANTENNA**

- \* Injection Molded Plastic Fittings for Strength, Durability and Weather-proofing.
- \* Broad Banded Low VSWR
- \* No Tuner or Balun Required
- \* Feed With Any Length 50 Ohm Coax
- \* Power Handling Capacity - Two Kw
- \* Not A Kit - Ready For Use - Made in USA
- \* Steel Eyelets For Installation and SO-239 Fitting Are Molded Into Antenna



80 or 40 Meter.....49.95 ea.  
 20, 15, or 10 Meter.....44.95 ea.

**power gain systems**

1007 Cypress West Monroe, La. 71291

Payment enclosed \$ \_\_\_\_\_  
 VISA  MC  
 Card no. \_\_\_\_\_ Exp. date \_\_\_\_\_  
 Signature \_\_\_\_\_  
 Name \_\_\_\_\_  
 Address \_\_\_\_\_  
 City \_\_\_\_\_ State \_\_\_\_\_ Zip \_\_\_\_\_

INTRODUCING THE  
**CES 500SA  
 SIMPLEX  
 AUTOPATCH**

The First Affordable Private Phone Patch

As described in 73 Magazine, 6/81.

Now, for the first time! Every amateur operator can enjoy the unparalleled freedom of a private phone patch in an economical package.

The dramatic new CES 500SA Autopatch is all the equipment you need to patch an FM base station to your home or other telephone line, without expensive repeaters, cavities, or other equipment. Connections with any standard FM base station are rapid and simple.

Bypass the congestion and expense of shared repeaters — break through to greater privacy and convenience with the new CES 500SA Autopatch.

COHERENCE IN COMMUNICATIONS TECHNOLOGY




COMMUNICATIONS ELECTRONICS SPECIALTIES, Inc.

P.O. Box 507  
 Winter Park, Florida 32790  
 Telephone: (305) 645-0474

**RTTY/CW**  
 For the TRS-80\*

\* A Trademark of the Tandy Corp.



**ROM-116**  
 RTTY/CW Operating System

Detailed brochure available on request.

**Featuring:**

**1200 BAUD OPERATION.** Not limited to 110 baud because of timing loops. 60, 66, 75 & 100 W.P.M. Plus 110, 150, 300, 600 & 1200 baud operations possible.

**FLEXIBILITY OF OPERATION.** Instantly change: Baud Rates; Program Mode (ASCII/ baudot); Program Status.

**SPLIT SCREEN VIDEO.** Transmit & receive data displayed separately.

**REAL TIME.** Automatic CW/ID without user intervention. Automatically updates at end of month or year.

**Other features include:**

- Two Serial Ports
- Fourteen Buffers
- Automatic CW ID
- Transmit Control
- Selective Call Feature
- Error Correction
- Word Wrapping
- Easy To Interface
- 30 Day Unconditional Guarantee
- Hardware requirements: TRS-80 Model 1 or 3 16K External terminal unit.



606 State Street, P.O. Box 892-R • Marysville, WA 98270 • (206) 659-4279

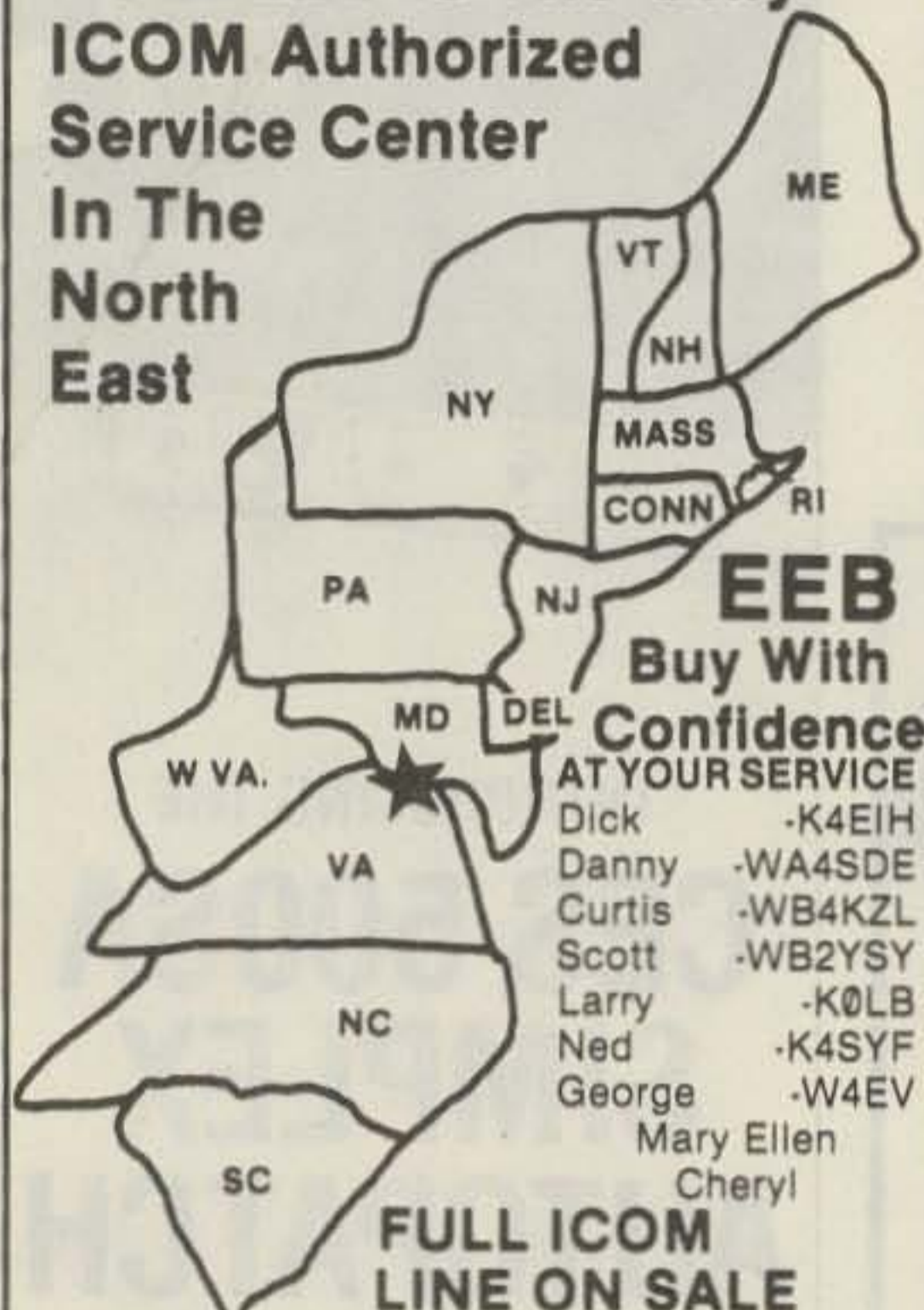




# ICOM

## WINTER SALE

Now! EEB Is The Only  
ICOM Authorized  
Service Center  
In The  
North  
East



**EEB**  
Buy With  
**Confidence**  
AT YOUR SERVICE  
Dick -K4EIH  
Danny -WA4SDE  
Curtis -WB4KZL  
Scott -WB2YSY  
Larry -K0LB  
Ned -K4SYF  
George -W4EV  
Mary Ellen  
Cheryl

### FULL ICOM LINE ON SALE

ICOM	NET	SALE
IC 2AT	\$ 269.50	\$242.55
IC 3AT/4AT	\$ 299.50	\$269.55
IC 25A	\$ 349	\$314.00
IC 730DC	\$ 829	\$729.00
\$40.00 factory rebate exp. Feb 27th		
Your cost will be \$689.00		
IC 720ADC	\$1349	\$1199.00
IC 251A	\$ 749	\$669.00
IC 290A	\$ 549	\$489.00
IC 451A	\$ 899	\$779.00

### FULL YAESU LINE ON SALE

FT 208R	\$ 359.95	\$323.00
FT 708R	\$ 359.95	\$323.00
FT 707	\$ 810	\$729.00
FT 101MKIII	\$ 925	\$799.00
FT 290R	\$ 399	\$359.00
FR 7700	\$ 549	\$479.00
FT 902DM	\$1535	\$1379.00
FT-ONE	\$2995	\$2,695.00


Becoming your #1 Amateur Store.  
Visit us on your next trip to  
Washington, DC.

order desk  
**(800) 336-8473**

prices subject to change

Tue-Sat

10am-4pm EST



Technical information,  
VA orders (703) 938-3350


Store opens 10am Tues-Sat  
Close 5pm Tues, Wed, Fri,  
Close 9pm Thurs, 4pm Sat



516 Mill Street, N.W.  
Vienna, Virginia 22180

ELECTRONIC EQUIPMENT  
BANK

## GOTHAM ANTENNAS (813) 584-8489



### SMALL LOT TRAP DIPOLES ✓ 417

MODEL	BANDS	LGTH	PRICE
TSL 8040	80,40	78'	\$49.95
TSL 4020	40,20,15	40'	\$47.95

### SMALL LOT SHORTENED DIPOLES

SL-8010	80,40,20, 15,10	75'	\$59.95
SL-160	160	130'	\$36.95
SL-80	80	83'	\$35.95
SL-40	40,15	33'	\$34.95

### FULL SIZE PARALLEL DIPOLES

FPD-8010	80,40,20, 15,10	130'	\$49.95
FPD-4010	40,20,15,10	63'	\$44.95

### NEW! PORTABLE VERTICAL! IDEAL FOR APARTMENTS, CAMPING, TRAILERS!

Folds to 5' Package. No Radials. Required.  
Fully Assembled. Full Legal Limit. 1:1 VSWR

MODEL	BANDS	HGHT	PRICE
PV-8010	80-10	13'	\$59.95

### PROVEN DESIGN - GOTHAM ALL BAND VERTICALS

V-160	160,80,40,20, 15,10,6	23'	\$39.95
V-80	80,40,20, 15,10,6	23'	\$37.95
V-40	40,20,15,10,6	23'	\$35.95

### FAMOUS GOTHAM QUADS

2 Elements - 3 Bands Complete \$119.95

### CHAMPIONSHIP GOTHAM BEAMS

Full Size Complete from \$79.95

CALL OR SEND LARGE SASE FOR CATA-  
LOG. Shipping: Dipoles & Verticals  
\$2.50 USA; \$7.00 Canada; \$5.00 FPO, APO  
Beams & Quads Shipped UPS or Freight  
Collect. Fla. add 4% Sales Tax

P.O. Box 776 • Largo, FL 33540



## The HAM SHACK

808 N. Main  
Evansville, IN 47711

TEN-TEC		
546 Omni-CXcvr		\$1050
580 Delta		750
525 Argosy		480
280 Power Supply		150
255 Power Supply/Speaker		170
243 VFO-Omni		169
283 VFO-Delta		169
234 Speech Processor		125

SANTEC		
HT 1200 2m Hand Held		249

AEA MBA Reader	270
AEA Isopole 144 MHz	36
AZDEN PCS-3000	290
AZDEN PCS-300 2m Hand Held	call
BUTTERNUT HF6V	call
HAL CWR-685A	call
HY-GAIN TH7	call
HY-GAIN Ham IV Rotator	169
HY-GAIN Tailtwister Rotator	239
ICOM 2AT	235
ICOM 3AT	270
ICOM 4AT	270
KLM KT34XA Tribander	475

**812-422-0231** ✓449  
MON-FRI 9AM-6PM • SAT 9AM-3PM

Write for our new and used equipment list

# hey look here

call toll free: nights

**1-800-231-3057**

6-10 PM CT, M.W.F.

days 1-713-658-0268

ICOM IC 3AT/IC 4AT	269.00 ea
IC 25A	309.00
IC 730	699.00
IC 2AT	249.00
IC 22U	269.00
Santec HT 1200	269.00
ST 144UP	299.00
Telrex 10% Off List on Stock Items	
Drake TR5	995.00
R7/DR7	1299.00
AEA Morsematic	169.00
CK1 Contest	115.00
MBA-RO Reader	269.00
Order KWM380	\$3095.00

& 2 Free Filters

High Serial Numbers, All Mods

Hygain T87DX 399.00

Amphenol Silverplate

PL259.....1.00 ea.

Antique /rare Tubes ..... Call

Timex 24 Hour Wallclock ..... 24.95

Robot 800A ..... 749.00

400 ..... 675.00

Hal Ct2100 ..... 699.00

KB2100 ..... 159.00

New CWR 685A Telereader . 875.00

Cubic 103 ..... 1195.00

Bird 43, Slugs ..... Stock

Drake Theta 7000 ..... 995.00

Belden 9405 Heavy Duty Rotor

Cable 2#16, 6#18 ..... 45c/ft.

Belden 8214 RG-8 Foam .... 36c/ft.

Belden 9258 RG8x Mini-Coax 19c/ft.

Belden 8267 RG 213

Non Contam Jacket ..... 43c/ft.

Alliance HD73 ..... 109.95

Large Bookstore

10% Off Curtis, Sherwood, Palomar

Call Quotes Kenwood TS830S,

TS530S, TS130S, New

We Want Special Orders!

Yaesu FT1	2395.00
Specials FT 707	649.00
FT 101ZD/Mark 3	749.00
FT 208R	289.00

MASTERCARD VISA  
All prices fob Houston except where indicated. Prices  
subject to change without notice, all items guaranteed  
Some items subject prior sale. Texas residents add 6%  
tax. Please add sufficient postage, balance collect

# MADISON Electronics Supply

1508 McKinney  
Houston, Texas 77010



# CALL TOLL FREE

For the best deal on

- AEA • Alliance • Ameco • ASP • Belden
- Bencher • Bird • CDE • CES • Collins
- Communications Specialists • Cubic
- Cushcraft • Daiwa • DenTron • Drake
- HAL • Hustler • Hy Gain • Icom • IRL
- KLM • Kantronics • Kenwood
- Larsen • Macrotronics • MFJ
- Mini-Products • Mirage • NPC • Nye
- Panasonic • Palomar Engineers
- Regency • Robot • Shure • Sony
- Standard • Tempo • Ten-Tec
- Transcom • Yaesu

## MARCH'S BEST BUYS

DRAKE TR7/DR7 HF xcvr limited quantity \$1299

DRAKE R7/DR7 HF rcvr limited quantity \$1299

DRAKE's new TR5 all band xcvr \$985.95

YAESU FT-208R compact 2-m hand-held \$299.95

HAL CWR-685A telereader terminal \$899.95

ICOM IC-2AT 220 MHz hand-held \$269.95

Quantities limited... all prices subject to change without notice

We always have an excellent assortment of fine used equipment in stock... Come in or call

**CALL TOLL FREE**  
(outside Illinois only)

**(800) 621-5802**

HOURS: 9:30-5:30 Mon., Tues., Wed. & Fri.  
9:30-9:00 Thursday  
9:00-3:00 Saturday

**ERICKSON COMMUNICATIONS**  
Chicago, IL 60630  
5456 North Milwaukee Ave.  
(312) 631-5181 (within Illinois)



**JAN CRYSTALS**  
HOLD THE FREQUENCY

- CB
- CB standard
- 2 meter
- Scanners
- Amateur Bands
- General Communication
- Industry
- Marine VHF
- Micro processor crystals

Send 10¢ for our latest catalog. Write or phone for more details.

**JAN CRYSTALS**   easy to charge

P.O. Box 06017  
Ft. Myers, Florida 33906  
all phones (813) 936-2397

## ISOTRON ANTENNAS

THE BEST THINGS come in little packages...

FOR 80-40-20 METERS



NEEDS NO RADIALS OR MATCHING DEVICES

ISOTRON 80 54 IN. HIGH	ISOTRON 40 31 IN. HIGH	ISOTRON 20 17 IN. HIGH
---------------------------	---------------------------	---------------------------

**BIG ON PERFORMANCE**  
**SMALL ON SPACE**

 **BILAL COMPANY** 

(303) 687-3219

STAR ROUTE FLORISSANT CO 80816

# ETCO

## CABLE TV CONVERTERS AND OTHER GOOD STUFF!

SMASHING ALL SALES RECORDS - OUR NEW 30 CHANNEL CABLE TV CONVERTER!

 Converts mid & super band cable channels for viewing on your TV set! No. 354AE047 **39<sup>95</sup>** \$34.95 ea./5

**HOT NEW IMPORT! REMOTE CONTROL 30 CHANNEL CABLE TV CONVERTER!**

 Includes remote TV on/off switch and fine tuning control! No. 354VA275 **89<sup>95</sup>** \$79.95 ea./5 \$74.95 ea./10

**ETCO MKII WIRELESS - THE ULTIMATE CABLE TV CONVERTER!**

 Set TV to channel 3 and the hand-held remote control does it all! No. 354ZA008 **189<sup>00</sup>**

**VIDCOR 2000 CONVERTER ELIMINATES PROBLEMS WHEN VIDEOTAPING FROM CABLE TV**

 Restores your VCR's ease with programming. Restores remote channel control. Enables videotaping of one cable program while watching another. No. 354VA950 **89<sup>95</sup>** 

**UNUSUAL FACTORY SURPLUS MID-BAND - SUPER-BAND CABLE TV TUNER**

 Converts cable channels to a common IF frequency. Expensive - build cable converters, decoders, etc. With schematic. No. 354VA342 **19<sup>95</sup>** \$17.95 ea./10

**FACTORY SURPLUS UHF TUNERS**

 Brand new production surplus. All solid state. Ideal for experimental work building cable TV converters, etc. No. 354SU099 **4<sup>95</sup>** \$3.95 ea./10

**MINIATURE FM WIRELESS MICROPHONE**

 Hides in the palm of your hand. Reception on any standard FM radio or receiver. No. 354VA482 **29<sup>95</sup>** \$27.50 ea./5 \$24.95 ea./10

**QUARTER-MILE WIRELESS MICROPHONE & RECEIVER SYSTEM**

 FCC approved crystal controlled wireless mike & receiver. All battery operated. Electric with range extension. VU meter. No. 354VA093 **69<sup>95</sup>** \$49.95 ea./5

**FACTORY SURPLUS VHF / UHF "TWIN" VARACTOR TUNERS!**

 Admiral No. NC 3143-1. BRAND NEW! Ideal for building or replacing electronically tuned TV "FRONT ENDS". A hard to find item at a sensational price! No. 354VC308 **39<sup>95</sup>** \$34.95 ea./5

**DUMPING! NORELCO ENDLESS LOOP CASSETTES!**

 Impossible to find at any price! 3 minutes - No. 354VA606 **4<sup>95</sup>** \$4.48 ea./10 6 minutes - No. 354VA608 **ENDLESS!**

**IN STOCK - THE MURA CORDLESS TELEPHONE SYSTEM!**

 Answer & originate calls with the built-in push-button 400 ft. range. Rechargeable. Last number recall! Paging feature! Use with rotary touch systems. No. 354VA274 **144<sup>88</sup>** \$129.95 ea./5

**SALE OF QUARTZ BATTERY-OPERATED CLOCK MOVEMENTS!**

 Accuracy of 1 min. - year up to 4 years operation on 1 alkaline "C" cell. Imported from West Germany. No. 354VA551 **9<sup>95</sup>** \$8.95 ea./5 354VA555 Matching hands - \$2.49/set. \$1.95/set/5

**20 AMP REGULATED 12VDC POWER SUPPLY!**

 13.8 vdc no load, 12.5 vdc full load. Easily handles ham station, marine radio, SSB (learns up to 400w P.E.P. Brand new, factory sealed). 110 VAC. No. 354VA394 **69<sup>88</sup>** \$59.95 ea./5 354VA395 as above, 10 amps - \$54.95 \$49.95 ea./5

**FREE** OUR LATEST 98 PAGE FASCINATING CATALOG 

**ETCO ELECTRONICS**  
NORTH COUNTRY SHOPPING CENTER  
PLATTSBURGH, N.Y. 12901

Check with order, please. Visa & Mastercard OK. (Sorry, no C.O.D.'s. Add 15% for UPS & Handling (Excess refunded). N.Y. State residents add 7% sales tax. Dealer & Export inquiries invited. Our telephone order desk never closes. Call 1-518-561-8700.



## CW-to-RTTY and Hard Copy Too!



**Micro-RTTY**™

**\$299.95** sugg. price

Kantronics brings you the newest development in RTTY send/receive devices with the **Micro-RTTY**™.

**Micro-RTTY** can instantly convert CW from any Keyer or CW keyboard into standard AFSK two-tone RTTY or two-tone CW ID.

**Micro-RTTY** supports hard copy: MX-80, Centronix, Paper Tiger or even model 15 s!

**Micro-RTTY** sends and receives RTTY at 60, 67, 75, and 100 WPM plus ASCII 110 baud.

**Micro-RTTY** will receive any shift of RTTY and display the message on ten big, bright florescent displays. An active 100 Hz filter at 2295 Hz and a "tuning eye" make tuning fast and easy. Power is supplied by a 9 Vdc adapter thats included.

All these features, and more, are packed into a small 2½" by 5" by 5¼" enclosure.

See your **Authorized Kantronics Dealer** for a demonstration or write for a **FREE** brochure.

**Kantronics**

(913) 842-7745  
1202 E. 23rd Street  
Lawrence, Kansas 66044

... at last - everything at your fingertips !!!



**\$184<sup>50</sup>**

Radio Equipment  
NOT Included  
F.O.B. Culver City  
(CA Residents add 6% sales tax)

Bring **ORGANIZATION & CONVENIENCE** to your **HAM Station!** Eliminate clutter and provide lots of space for everything you need - Tuners, VFO, CW Keyers, Filters, Telephone, Log Book, Etc...

- **ANGLED REAR SHELF**
- **ALL PARTS FITTED**
- **STURDY CONSTRUCTION**
- **WALNUT or PECAN FINISH**

Floor space: 39"w by 30"d.  
Also: 51"w by 30"d - \$199.50

Dealers Inquiries Invited

**A Finely Crafted Piece of Furniture  
With a REAL Purpose . . .**

Call : (213) 837-4870 or Write for Information

**S-F Amateur Radio Services**

4384 Keystone Ave., Culver City, CA 90230

**VAL-DUCKIE™**

## Portable Communications Antennas

For amateur and commercial services, the Val-Duckie communication antennas boast 48 different models, from 144 to 512 MHz. Encapsulated in high gloss PVC plastic for weather resistance, all Val-Duckie antennas are 100% factory tuned for minimum VSWR and have a power rating of 35 watts at 50 ohms.



**VALOR HT POWER-CHARGER™**



Valor's New HT POWER-CHARGER™ allows mobile amateurs to operate and recharge their hand-held radios from the vehicle electrical system.

The HT POWER-CHARGER™ is not just a dropping resistor and diode—but a pair of silicon transistors in a variable current regulator that is self adjusting, depending on the battery charge state.

Model TR: For Kenwood TR-2400  
Model FT: For Yaesu FT-207R  
Model IC: For Icom IC-2A  
Model TP: For Tempo S1, S2, S4, S5  
Model SA: For Santec HT-1200  
Model WL: For Wilson MI-II, MK-IV

422

**valor**

185 W. Hamilton St., West Milton, OH 45383

PH: (513) 698-4194, Outside Ohio: 1-800-543-2197, Telex 724-389 ATT.: Valor



# NOVAX

MOBILE CONNECTION

Introducing

YOUR OWN  
AUTOPATCH FOR  
SIMPLEX OPERATION



ONLY  
**\$149.95** KIT

Wired and Fully Tested  
**\$199.95** • Shipping \$3.50  
in U.S.A. • N.Y.S.  
Residents add appropriate  
sales tax

Hundreds already in operation • Call anyone—anywhere—anytime

NOVAX interfaces your standard 2 meter; 220; 450; etc. base station and DTMF (Touchtone) Telephone, using a high speed scan switching technique so that you can direct dial from your automobile or with the HT from the backyard or poolside—automatically. Easy installation. Ringback (reverse autopatch) option available for \$29.95 kit—\$39.95 factory wired.

- SMALL SIZE—(5" x 6" x 2")
- STATE OF THE ART CIRCUITRY 12-16 V.D.C.
- ADJUSTABLE ACTIVITY TIMER (clears out if mobile is out of range)
- EASY INTERFACING with radio audio & squelch circuit
- SINGLE DIGIT CONTROL (connect and disconnect)
- 3 MIN. CALL DURATION TIMER

TO ORDER—SEND Check—Money Order (MasterCard or Visa accepted) to:  
R.W.D. Inc., Oriskany, N.Y. 13424 or call (315)-829-2785

✓ 21

# KIRK

## HIGH STRENGTH FIBERGLASS

AVAILABLE IN A COMPLETE  
RANGE OF KITS

Special Instruction Manual on  
Kirk's "Super Quads" \$2.75

- 2 3 4 ELEMENT TRI BAND  
10 15 20 METER AMATEUR NET FROM \$308.00
- 2 3 4 ELEMENT DUAL BAND  
10 15 OR 10 6 METER AMATEUR NET FROM \$180.50
- 2 ELEMENT 40 METER AMATEUR NET \$628.20
- VHF 4 ELEMENT 2 OR 6 METER  
AMATEUR NET FROM \$116.10

WRITE FOR FULL INFORMATION. PRICES DO NOT INCLUDE POSTAGE.  
PRICES ARE SUBJECT TO CHANGE.



**KIRK ELECTRONICS DIVISION**  
VIKING INSTRUMENTS, INC.

73 Ferry Rd., Chester, CT 06412 • Telephone: (203) 526-5324



# SUPER-QUAD KITS

2-3-4  
ELEMENTS  
OR MORE

## EAST COAST #1 GOES NATIONAL THE ANTENNA BANK is East Coast's #1 supplier of ANTENNAS—TOWERS ACCESSORIES

### CUSHCRAFT:

A3 New Element Triband Beam.....	\$165.00
A4 New 4 Element Triband Beam.....	\$204.00
AV3 New 3 Band Vertical 10-20m.....	\$ 40.00
AV4 New 4 Band Vertical 10-40m.....	\$ 81.00
AV5 New 5 Band Vertical 10-80m.....	\$ 87.00
RS 20-15-10m Motor Tuned Vertical.....	\$202.00
32-19 19 Element 2m Boomer DX Beam.....	\$ 74.00
214B 14 Element 2m Jr. Boomer 144-146.....	\$ 60.00
A147-11 11 Element 2m.....	\$ 33.00
ARX2B 2m "Ringo Ranger" II.....	\$ 33.00

—COMPLETE LINE ON SALE—

MINI QUAD HQ-16-10-15-20m.....	\$129.00
--------------------------------	----------

### HY-GAIN:

V2 New 2m Vertical.....	\$ 33.50
TH3JR 3 Element Triband Beam.....	\$133.00
TH3MK3 3 Element Triband Beam.....	\$175.00
TH5DX New 5 Element Triband Beam.....	195.00
TH6DXX 6 Element Triband Beam.....	\$235.00
105BA 5 Element 10m "Long John".....	\$ 95.00
155BA 5 Element 15m "Long John".....	\$145.00
205BA 5 Element 20m "Long John".....	\$235.00
14AVQ 4 Band Vertical 10-40m.....	\$ 48.00
18AVT 5 Band 10-80m Trap Vertical.....	\$ 78.00

—COMPLETE LINE ANTENNAS ONLY ON SALE—

### ROTORS & CABLES:

CDE HAM IV/CD4511.....	\$165.00/94.00
Alliance HD73/U100.....	\$92.00/42.00
RGB/U Foam 95% Shield.....	24¢/ft.
RG213 Mil. Spec.....	26¢/ft.
Mini-8.....	12¢/ft.
8 Wire Rotor Cable.....	16¢/ft.
Philly Stran Guy Cable in stock—for price & delivery information call (703) 569-1200	

### #1 ROHN TOWER DISTRIBUTOR SALE:

20G 10' Tower Section.....	\$ 29.50
25G 10' Tower Section.....	\$ 39.50
45G 10' Tower Section.....	\$ 67.50
HDBX 48' Free Standing Tower.....	\$320.00
FR2548 48' 25G Fold-over Tower.....	\$695.00

(Freight prepaid on Fold-over Towers. Prices 10% higher west of Rocky Mountains)  
We Stock Rohn Accessories—for price & delivery information call (703) 569-1200

### HUSTLER SPECIAL COMPLETE LINE:

4BTV/5BTV 4 or 5 Band Vertical.....	\$74.00/92.00
MO-1/MO-2 HF Mobile Mast.....	\$ 17.50

HF MOB. RES.	STD. 4kw	SUPER 2.0kw
10 or 15m.....	\$ 8.00	— \$14.00
20m.....	\$11.00	— \$15.00
40m.....	\$13.00	— \$18.00
75m.....	\$14.00	— \$28.00
SF2 2m 5/8 Whip.....		\$ 9.00
HOT "Hustleoff" Mount.....		\$ 14.00
BM-1 Bumper Mount with Ball.....		\$ 13.00

AVANTI AP151 3G Glass Mount.....	\$ 27.95
----------------------------------	----------


W2AU Balun.....	\$17.55 List/Sale \$ 13.35
Traps 10, 15, 20 or 40m.....	\$24.95 List/Sale \$ 18.79

### VAN GORDON:

PD 8010 10-80m Wire Dipole.....	\$ 28.80
PD 4010 10-40m Wire Dipole.....	\$ 25.20
PD 8040 40-80m Wire Dipole.....	\$ 26.40
SD 40 40m Short Dipole.....	\$ 21.60
SD 80 80m Short Dipole.....	\$ 22.80
HiQ Balun.....	\$10.95 List/Sale \$ 7.95
HiQ Center.....	\$ 5.95 List/Sale \$ 4.95

## ORDERS ONLY (800) 336-8473

ALL OTHER CALLS (703) 569-1200  
Shipping cost not included—Prices subject to change  
ALLOW 2 WEEKS FOR DELIVERY  
No COD—We ship UPS  
We reserve the right to limit quantities



THE ANTENNA BANK  
6460 General Green Way  
Alexandria, VA 22312





# AMP LETTER

(AMP LETTER) n. 1. An Amateur Radio publication devoted to the design, construction, and operation of Amateur Amplifiers. 2. A newsletter that can save you money on your next amplifier construction project. 3. A source of parts and information.

The AMP-LETTER is published and mailed First Class every three weeks (17 times/year). It is organized into five departments:

- I Editor's Corner
- II Letters
- III Tech Topics & Tips
- IV Feature Article
- V AMP-LETTER TRADER

Have parts to sell? Run an ad in the AMP-LETTER TRADER. Subscriber rate is 10¢ per word.

The AMP-LETTER believes that homebrewing an amp can be fun, educational, and half as costly as buying a commercial amp.

A one year subscription to the AMP-LETTER is \$18.00/year (17 issues). Mention "73" Magazine and you may subscribe at the special one time rate of \$15.00/year.

DON'T MISS A SINGLE ISSUE OF THE AMP-LETTER

AMP-LETTER RR2 Box 39A Thompsonville, IL 62890

Place an ad, 10¢/word

Send \$2.00 for a sample copy, or \$15.00 for a full year of the AMP-LETTER.

## INOTEK ENGINEERING PRESENTS RTTY!

### The "SS-2" RTTY DEMODULATOR

featuring:

- superior sensitivity
- uart regeneration
- copies any shift
- copies 60, 66, 75, and 100 wpm baudot or ascii
- normal or inverted data detection
- simple LED tuning indication
- serial and parallel TTL output ports
- onboard loop keyer transistor
- easy upward speed conversion
- board measures only 4 x 5.5 inches
- excellent noise immunity
- requires simple +5 and ±12 volt regulated power supply
- very low cost

**ONLY \$69.95**

assembled and aligned

Drilled PC Board With Documentation \$19.95  
Complete Kit \$60.00

492 East Center Street • Provo, Utah 84601  
(801) 373-6249

✓414

## QUALITY MICROWAVE SYSTEMS

2100 TO 2600 MHz ANTENNAS  
MINIMUM 34 db GAIN OR GREATER

Complete System as pictured (6 month warranty)	\$149.95
Down Converter (Probe Mntd.) assembled & tested	\$59.95
Down Converter (Chassis Mntd.) assembled & tested	\$59.95
Power Supply, assembled & tested	\$49.95
Down Converter PC board, with parts, unassembled & Data	\$39.95
Data Information (Plans)	\$9.95

Send cash, check or money order to:

### Phillips-Tech Electronics

Dept. SP-73  
P.O. Box 33205  
Phoenix, Arizona 85067

For special quantity pricing, C.O.D.'s, Mastercharge, and VISA call:

(602) 274-2885



### Automatic TR-2400 Band Scanner

for Kenwood TR-2400 stops and locks on busy, or stops and resumes when carrier drops. Controlled by keyboard, no switches to add. Installs easily inside rig, six simple connections, no modifications. Does not use space provided for PL

Assembled—\$24.95 Kit—\$14.95

### TR-9000 Memory Scanner

for Kenwood TR-9000 scans 5 memory channels. Stops on busy and resumes when carrier drops. Uses existing controls. No switches to add. Installs easily inside rig. See product review Sept. issue 73 Magazine.

Assembled—\$39.95

### IC-280 Band Scanner—\$29.95

Memory Scanner—\$39.95 both for \$59.90

- \* Scanners do not affect normal rig operation.
- \* Digital readouts display scanned frequency.
- \* All scanners are easy to install using complete and detailed installation instructions.
- \* All scanners ASSEMBLED & TESTED (except kit)
- \* Satisfaction Guaranteed!

Send check or money order to:



26148 W. Mary Ann Rd., Antioch, IL 60002

include \$1.50 postage & handling  
Illinois res. include 5 1/4% state tax

✓27

### SYNTHESIZED SIGNAL GENERATOR

MADE IN USA



MODEL SG1000  
\$349.95  
plus shipping

- Covers 100 to 185 MHz in 1 kHz steps with thumb-wheel dial • Accuracy 1 part per 10 million at all frequencies • Internal FM adjustable from 0 to 100 kHz at a 1 kHz rate • Spurs and noise at least 60 dB below carrier • RF output adjustable from 5-500 mV at 50 ohms • Operates on 12 Vdc @ 1/2 Amp • Available for immediate delivery • \$349.95 plus shipping
- Add-on Accessories available to extend freq. range, add infinite resolution, voice and sub-audible tones, AM, precision 120 dB calibrated attenuator
- Call for details • Dealers wanted worldwide.

**VANGUARD LABS**  
196-23 Jamaica Ave., Hollis, NY 11423  
Phone: (212) 468-2720

✓311

## C.B. SPECIAL

(Repeat of a sell out)

### CONVERT THESE TO 10 METER FM

New Hy-Gain 40 channel printed circuit boards assembly (Squelch pot, volume control and channel switch not included) Boards sold as is. Dimension 6"X6"

1-9 pcs \$7.50 ea.  
10-49 pcs \$6.50 ea.

(While quantities last)

### REMOTE 40 CHANNEL C.B.

Remotes have a metal frame. Speaker, plastic case, and control mic not included. Sold as is.

\$14.95 ea

### C.B. BARGAIN

C.B. boards missing parts or damaged. Can be used for spare parts. Buy several!!

\$3.50 ea

Order information: Please add \$4.00 for S/H via UPS. COD's accepted for orders totaling \$50.00 or more. Florida residents add 4% sales tax. Minimum order \$15.00 Foreign orders US funds only add 20% for S/H. MASTER CARD and VISA accepted.

### Surplus Electronics Corp.

7294 NW 54th St.  
Miami FL 33166  
P.H.# 305-887-8228

✓69

## RED HOT SPECIALS!!

AZDEN PCS-3000 2-meter Transceiver	\$285.00
AZDEN PSC-300 Handheld Transceiver	288.00
KDK 2025A MK II w/TT mike	269.00
JANEL QSA-5 2-meter Preamp	36.50
BEARCAT 20-20 Scanner	278.00
KANTRONICS FIELD DAY II Codereader	360.00
All MFJ	12% off list price
TEN-TEC Argosy HF Transceiver	469.00
TEN-TEC Delta HF Transceiver	738.00
TEN-TEC Omni C HF Transceiver	1040.00
New SANTEC 144 2-meter Handheld	315.00
New SANTEC 440 Handheld	345.00
AEA MORSEMATIC Keyer	167.00
KANTRONICS MINI CODEREADER SET	249.00
KANTRONICS MICRO-RTTY	255.00

### Ben Franklin Electronics

115 1/2 N Main Hillsboro KS 67063  
316-947-2269

✓439

## CB TO TEN METER CONVERSION KITS

KITS for AM—SSB—FM 40 Channel PLL chassis conversions

**DETAILED INSTRUCTIONS** for easy installation with minimum time and equipment

**BAND COVERAGE** flexibility provides up to 1 MHz coverage for most PLL chassis.

**PRICES** Low cost prices range from \$8.00 to \$50.00

All kits are in stock including several different FM kits.  
**FREE CATALOG** Write or call today.

✓78

### INDEPENDENT

### CRYSTAL SUPPLY COMPANY

P.O. Box 183  
Sandwich, Ma. 02563-0183  
(617) 888-4302

## C.B. TO 10 METER KITS

AMERICA'S #1 SOURCE FOR

FM — SSB — AM

**IN STOCK**—Kits for most C.B. Models  
**NEW**—10-meter FM Discriminator Board—fits most PLL rigs. Kit—Assembled and tested.

**NEW AND USED**—FM & SSB converted C.B.s now in stock—from \$90.

**LOW COST**—Prices range from \$10 to \$50.

**ORDER BY PHONE**—(617) 771-4634

**VISA & MASTERCARD**—accepted

**FREE CATALOG**—write or call today!

### AMERICAN CRYSTAL SUPPLY COMPANY

P.O. BOX 638  
WEST YARMOUTH, MA. 02673  
(617) 771-4634

✓7



## WE'VE GONE NATIONAL

Strux Corporation manufactures and distributes National Radio, Inc. Components: Chokes, inductors, coils, and hardware. We also distribute fixed and roller inductors, contactors, mil-spec and designer knobs. For all your electronic needs, contact Strux Corporation, 100 East Montauk Highway, Lindenhurst, New York 11757.

# STRUX

✓ 30

## CORPORATION

100 EAST MONTAUK HIGHWAY  
LINDENHURST, NEW YORK 11757

## S-LINE OWNERS ENHANCE YOUR INVESTMENT

with  
**TUBESTERS™**

- Plug-in, solid state tube replacements
- S-line performance—solid state!
  - Heat dissipation reduced 60%
  - Goodbye hard-to-find tubes
  - Unlimited equipment life

TUBESTERS cost less than two tubes, and are guaranteed for so long as you own your S-line.

✓ 433

### SKYTEC

Box 535  
Talmage, CA 95481

Write or phone for  
specs and prices.  
(707) 462-6882

## FREE CATALOG



**NEW!**  
CATALOG OF  
HARD-TO-FIND  
PRECISION TOOLS

✓ 354

Also contains test equipment  
plus wide selection of  
tool kits and cases

Jensen's new catalog is jam-packed with more than 2000 quality items. Your single source for hard-to-find precision tools and tool kits used by electronic technicians, scientists, engineers, instrument mechanics, schools, laboratories and government agencies. Send for your free copy today!



JENSEN TOOLS INC.

1230 S. PRIEST DR. TEMPE, AZ 85281

## 400 W TRANSMITTER

T-368/URT TRANSMITTER rated by the gov't. at 400 watts AM or 450 watts CW over 1.5 to 20 Mhz. Unit is VFO tuned; power amp has 4-400A final and 1500 pf and 300 pf 10 KV vacuum variable capacitors. Modulator uses two 4-125's. Input signal levels: 3-5 Volts FSK. Requires 115 or 230 VAC 60 Hz 1570 W (CW), 2200 W (AM). 41 1/2 x 32 x 31". 650

lbs. net; 940 lbs. sh. in wood crate. Used-good condition, but not operationally checked. **\$495.**

Manual, partial repro: **\$15** when purchased with T-368.

BC-939/TN-339 ANTENNA TUNER designed for use with T-368 or BC-610; 85 lbs. sh. Gov't. recon. **\$100.**

8' DIA. DISH — AS-554/TRC ANTENNA 8' diameter dish with aluminum mesh paraboloid surface designed for 1700-2400 Mhz with 30 db gain. Vertical or horizontal polarization; 4.5° bandwidth; 20 db major to minor lobe ratio. Antenna is shipped in sections and includes mounting yoke and feedhorn. 600 lbs. sh. wt. Used. **\$525.**

Prices F.O.B. Lima, O. • VISA, MASTERCARD Accepted. Allow for Shipping • Write for New 1982 CATALOG Address Dept. 73 • Phone: 419/227-6573 ✓ 22

**FAIR RADIO SALES**

1016 E. EUREKA • Box 1105 • LIMA, OHIO • 45802

## CERTIFIED INTERNATIONAL

YOU WILL BE GLAD YOU CHECKED WITH US FOR CUSHCRAFT AND HUSTLER (full line at 25% off), LARSEN, UNADILLA, BELDEN, COPPERWELD, SIGNALCRAFTER, PALOMAR, NYE-VIKING, TRIONYX, TRAC, JANEL, BENCHER, VIBROPLEX, AMPHENOL, GOULD, WELLER, EVEREADY AND OTHERS.

WE STOCK EVERY KIND OF WIRE THE AMATEUR NEEDS, BY BELDEN, others

CRYSTALS FRESH CUT TO YOUR ORDER FROM \$4.00

QSL's CUSTOM MADE FOR YOU

CB TO 10 METER CONVERSIONS FROM THE STANDARD SETTER  
**CERTIFIED COMMUNICATIONS**

WE CONVERT OVER 150 MODELS \$45 AND UP, AND SELL NEW 10 METER RIGS WITH DOUBLE WARRANTY FROM \$179.00 ✓ 321

ASK FOR QUOTE, CATALOG, CONVERSION BOOKLET, QSL SAMPLES (INCLUDE 50 cents), OR INFORMATION.


WE BRING OUR STORE TO YOU AT OVER 70 HAMFESTS PER YEAR. SEE YOU IN DAVENPORT, TOLEDO, ORLANDO AND CHARLOTTE

IT'S WORTH YOUR WHILE TO CALL OR WRITE

CERTIFIED INTERNATIONAL

4138 South Ferris Fremont, MI 49412 (616) 924-4561

## You can pay more — But you can't get more!



Model III 16K  
**\$839**  
Model III 48K  
2 disc & RS232C  
**\$2100**



Color Computer 4K  
**\$310**  
w/16K Ext. Basic  
**\$459**

BUY DIRECT. These are just a few of our great offers which include Printers, Modems, Computers, Peripherals, Disc Drives, Software and more. call TOLL FREE 1-800-343-8124

We have the lowest possible fully warranted prices and a full complement of Radio Shack Software. ✓ 444

Write for your free catalog.

245A Great Road  
Littleton, MA 01460  
617 • 486 • 3193

**computer plus**

## IT'S INCREDIBLE!

**CODE QUICK**

Master code or upgrade in a matter of days. Code Quick is a unique breakthrough which simplifies learning Morse Code. Instead of a confusing maze of dits and dahs, each letter will magically begin to call out its own name! Stop torturing yourself! Your amazing kit containing 5 power-packed cassettes, visual breakthrough cards and original manual is only **\$39.95!** Send check or money order today to WHEELER APPLIED RESEARCH LAB, P.O. Box 3261, City of Industry, CA 91744. Ask for Code Quick #103, California residents add 6% sales tax.

### One User Comments:

"First new idea in code study and the darn thing works! So much fun you don't realize how much you're learning."

M.S. Greneda, Miss.

### Hundreds of satisfied customers!

You can't lose! Follow each simple step. You must succeed or return the kit for a total immediate refund!

## YAESU FT-207R OWNERS

AUTO SCAN MODULE AND BATTERY SAVER KIT



15 minutes to install; scan restarts when carrier drops off; busy switch controls automatic scan on-off; includes module and instructions.

Model AS-1. **\$25.00**

WRITE FOR CLUB DISCOUNTS

**new**

FT-207R BATTERY SAVER KIT  
MODEL BS-1 **\$14.95**

- \*No more dead batteries due to memory backup
- \*30% less power drain when squelched
- \*Simple to install; step-by-step instructions and parts included
- \*4 mA memory backup reduced to 500  $\mu$ A.
- \*45 mA receiver drain reduced to 30 mA.
- \*Improved audio fidelity and loudness

**ENGINEERING CONSULTING**

P. O. BOX 94355  
RICHMOND, B. C. V6Y2A8, CANADA ✓ 400

## ETCH BOARDS FAST



This Power Etching System will handle PC boards up to 6" x 6" The pump keeps acid agitating for faster, more even etching

Send \$34.50 plus \$3.50 for postage and handling to:

**STELLMAKER ENTERPRISES** ✓ 32  
250 PEQUOT TRAIL  
WESTERLY, R.I. 02891



# BULLET ELECTRONICS

P.O. BOX 401244E GARLAND, TX 75040 214/278-3553 ✓12

## 7 Watt Audio Amp Kit \$6.95

SMALL, SINGLE HYBRID IC AND COMPONENTS FIT ON A 2" x 3" PC BOARD (INCLUDED). RUNS ON 12VDC. GREAT FOR ANY PROJECT THAT NEEDS AN INEXPENSIVE AMP. LESS THAN 3% THD @ 5 WATTS. COMPATIBLE WITH SE-01 SOUND KIT.

## Doomsday Alarm Kit \$9.95

If you have trouble sleeping and you would like the rest of the neighborhood to share your misery then this little kit will be for you! There is no way to accurately describe the unearthly howls, screams and tones that come out of this kit. Four separate tone oscillators are mixed, cancelled and stepped at a varying rate. 10 Watts of crazy sounds. A great fun kit or a practical burglar alarm. Complete with PC board and all necessary components less speaker. For 6-12 VDC. ORDER DA-02.

## New! 3TZ Time Zone Clock Kit

Microprocessor/ROM clock kit keeps local time (12 hour format), and 2 world time zones (24 hour format); Large .5" ORANGE readouts 10 min. 10 timer for HAMS. Comes complete with attractive plastic case and wallplug XFMR.

- 6 Digit (hrs., min., sec.)
- Quartz XTAL Timebase
- 3 Time Zones (Selectable)
- Battery backup
- Feathertouch front panel switches
- Quality solder masked and plated PC boards
- Seconds Reset/Hold feature

**\$54.40**

## Overvoltage Protection Kit \$6.95

Protect your expensive equipment from overvoltage conditions. Every computer should have one! Works with any fused DC power source from 10 to 20 volts up to 25 amps.

## Sound Effects Kit \$18.50

The SE-01 Sound Effects Kits has all you need to build a programmable sound effects machine except a battery and speaker. Only the SE-01 provides you with additional circuitry that includes a Pulse Generator, Mux Oscillator and Comparator to make more complex sounds a snap. Includes T178477 (w/specs) assembly instructions and programming examples. You can easily create Gunshots, Explosions, Steam Trains, Wind & Surf and much more.

Complete Kit \$18.50  
With quality PC Board (Less battery & spkr.)  
76477 Chip is included  
Extra chips \$3.15 ea.

## ELECTRONIC MUSIC MAKER

THIS UNIQUE KIT CONTAINS A MICROPROCESSOR CHIP WITH ROM. IT HAS BEEN PROGRAMMED TO PLAY THE FIRST 6 TO 10 NOTES OF THE TUNES LISTED BELOW. CONSTRUCTION IS SIMPLE, WORKS WITH ANY 8 OR 16 OHM SPKR. (NOT INCLUDED).

THE KIT WILL OPERATE ON 12VDC OR 12VAC WITH OPTIONAL TRANSFORMER, (CONVERTS TO 117VAC). ALL COMPONENTS & BOARD

Complete Kit \$16.95 Transformer \$1.35  
Tunes: Torvador \* William Tell \* Hallelujah Chorus \* Star Spangled Banner \* Yankee Doodle \* America \* America \* Deutschland Lied \* Wedding March \* Beethoven's 5th and 9th \* Heil's Bella \* La Vie En Rose \* Star Wars Theme \* Clementine \* Augustine \* Jingle Bells \* God Save The Queen \* Colonel Bogey \* Marseillaise \* O Sole Mio \* Santa Lucia \* The End \* Blue Danube \* Brahms Lullaby \* Westminster Chime \* Simple Chime \* Descending Octave Chime.

## Regulator Card Kit \$14.95

This is the Regulator Card from our famous 20A Power Supply Kit. Although we ran out of the transformers and heatsinks many customers have been able to locate their own. The regulator card performs the actual voltage regulation and has adjustable fold back current limiting. Output voltage is stable to 200MV from 0 to 20 Amps and adjustable from 11 to 14 Volts. Designed to drive 2 high current NPN transistors (2N3771, 2N5301 or equiv.) The unit assembles quickly. Included are all the on board components including a driver transistor and over-temp shutdown sensor. Designed to screw down to a standard 3" diameter computer grade filter cap. The quality plated PC card is 3-1/2" x 4 3/4".

REGULATOR CARD KIT \$14.95  
HIGH CURRENT PARTS  
(2 - 2N3772 & 25A Bridge) \$5.00  
\$1,000 MFD @ 40V Computer Grade \$3.50

Requires Transformer with 18 - 18 VAC Out @ The Current You Expect To Draw.

## THE SUPER MUSIC MAKER KIT REVISION 2 - \$24.95

Now you can play hundreds of songs using the Bullet Super Music Maker. The unit features a single factory programmed microprocessor IC that comes with 20 pre-programmed short tunes. By adding the additional PROMS (2708's) the system can be expanded to play up to 1000 notes per PROM. The kit comes with all electronic components (less the PROM), and a drilled plated and screened PC Board which measures 4" x 4". The 7 watt amplifier section is on the same PC board and drives an 8 ohm speaker (not included). Since the unit works on 12 VDC or 12 VAC, vehicle or portable operation is possible. What do you get for \$24.95? Everything but a speaker, transformer, case, switches, and PROM. Additional 2708 PROM's album containing popular tunes are available for \$9.95 each. Lists of available PROM albums are available on request.

DIP Switches One 8 pos., One 5 pos. 2.00/Set  
(Can be directly soldered to PC Bd. to access tunes)  
Rotary Switches Two 5 position 2.50/Set  
(For remote wiring to PC Bd. to access tunes)  
Attractive Tan Plastic Case 6.50  
Wallplug Transformer 3.00  
(For operation on 117VAC house voltage)

ORDERING INFORMATION:  
Call or Write For Free Catalog

- COD MINIMUM \$20.00 • ADD \$2.50 FOR COD'S
- UPS DELIVERY ADDRESS MUST ACCOMPANY ALL COD ORDERS
- \$1.00 HANDLING ON ORDERS UNDER \$10.00
- VISA, MC CARDS OR CHECK
- ADD 5% FOR SHIPPING
- TEXAS RESIDENTS ADD 5% STATE SALES TAX
- ALL FOREIGN ORDERS ADD 25% FOR SHIPPING (CANADA 15%) NO FOREIGN COD'S
- CALL (214) 278-3553 TO PLACE CREDIT CARD OR COD ORDER

## Start the new year right...the saving way!

DUAL PHOTO RESISTOR 3/8" DIA.	3/.44
2" 8 OHM SPKR. .25 W	2/1.88
AY 3-8910 SOUND EFFECTS	11.88
60 PAGE MANUAL FOR ABOVE	2.88
JUMBO RED LED ASST STYLES	20/1.88

## SUPER SPECIAL DEAL!

STANDARD C-60 CASSETTE, NEW, IN PLASTIC CASES, TOP QUALITY ORIG. USED, IN DIGITAL APP. FREQ. RESPONSE 300HZ - 10KHZ. 1.30 ea. 3/3.50

## INVENTORY CLEARANCE


CA3080 TRANS COND AMP	.88
TLO-82 DUAL BI-FET AMP	.88
CD4566 CMOS 50/60 CNTR	.88
MC3301 QUAD OP AMP (HSE #)	.44
FPT500 PHOTO TRANSISTOR	.44
TIP 100 NPN DARL. 2A IC	.88
TEMP CONTROLLED HOTPLATE 5" x 10"	1.88
TEMPERED GLASS 110°F to 160°F	1.88
3850 (FB) MICRO P CHIP	2.88
10103 SENSITIVE GATE SCR	3/.88

# THE LAST WORD IN READERS

## THE NEW AEA MBA-RO

### FEATURES:

- 32 CHARACTERS FOR EASY HIGH SPEED COPY OF MORSE
- ASCII and BAUDOT RTTY
- NO RECEIVER MODIFICATION NECESSARY
- INSTANT SPEED TRACKING FOR MORSE CODE OVER WIDE SPEED RANGE FROM 2 TO 99 WPM
- OPERATES FROM 12 V.D.C.

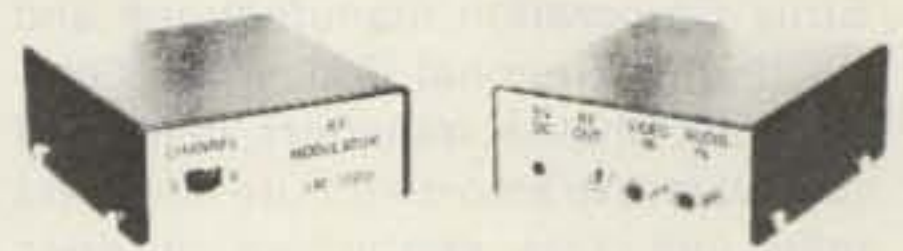


For AEA Readers or other AEA Products, call or visit:

**AEA**  
Brings you the Breakthrough!

**C + A ROBERTS, INC.**  
22010 So. Wilmington Ave.  
Suite 105 Carson, CA 90745  
CALL: (213) 834-5868

## RF MODULATORS



Small Size 3 1/2 x 3 x 1 1/2 Only **49.95**

- CRYSTAL CONTROLLED FOR STABILITY
- IC CIRCUITRY FOR EXCELLENT RELIABILITY
- EXTERNALLY SWITCHED FOR CHANNELS 3 or 4

The VM-1000 RF Modulator is the same type and quality of those found in today's video tape recorders. It has convenient phono jacks for video and audio inputs and has a standard "F" type connector for RF output. Power is supplied by an AC to DC power pack which is included. Call NOW for more information and for quantity discounts.

**JJT DISTRIBUTING** ✓25  
17210 Yukon Ave., Suite #1  
Torrance, Calif. 90504  
Call COD Orders to: (213) 515-6800

## MICROWAVE DISH

- 24" True Parabolic Reflector

- 12" Focus

- Made from .050" Spun Aluminum

- Approximately 21 dBi Gain

**\$18.95** + \$5.00 shipping & handling  
Indiana residents please add 4% sales tax

**INDY AMATEUR SUPPLY**  
P.O. Box 421  
Indianapolis, IN 46206 ✓6

## FINALLY... A SQUARE DEAL ON YOUR ELECTRONIC SCRAP

Many "brokers" pay flat rates on scrap, not payment on the value of your material. All material sent to us is individually refined and assayed for maximum return. Take a look at some typical yields:

PC Boards	50¢ to \$7 per lb.
Connectors	25¢ to \$5 per lb.
PC Fingers	\$3 to \$20 per lb.
Gold plated pins	\$12 to \$50 per lb.

For further information, circle our reader service number or call/write:

**er ELECTRONIC RECYCLERS OF MASS., INC.**  
263A S. Main Street, Box 6  
Middleton, Mass. 01949  
Toll Free (800) 343-8308  
In Mass. (617) 777-0455

✓82

Copyright 1981, Electronic Recyclers of Mass., Inc.



# Save on Scanners! NEW Rebates!

Communications Electronics™, the world's largest distributor of radio scanners, celebrates 1982 with big savings on Bearcat scanners. Electra Company, the manufacturers of Bearcat scanners is offering consumer rebates on their great line of scanners, when purchased between February 1 and March 15, 1982.

With your scanner, you can monitor the exciting two-way radio conversations of police and fire departments, intelligence agencies, mobile telephones, energy/oil exploration crews, and more. Some scanners can even monitor aircraft transmissions! You can actually hear the news before it's news. If you do not own a scanner for yourself, now's the time to buy your new scanner from Communications Electronics. Choose the scanner that's right for you, then call our toll-free number to place your order with your Visa or Master Card.

We give you excellent service because CE distributes more scanners worldwide than anyone else. Our warehouse facilities are equipped to process thousands of scanner orders every week. We also export scanners to over 300 countries and military installations. Almost all items are in stock for quick shipment, so if you're a person who prefers fact to fantasy and who needs to know what's really happening around you, order your scanner today from CE!

## NEW! Bearcat® 350

**The Ultimate Synthesized Scanner!**  
List price \$599.95/CE price \$399.00/\$50.00 rebate  
Your final cost is a low \$349.00

**7-Band, 50 Channel • Alpha-Numeric • No-crystal scanner • AM Aircraft and Public Service bands. • Priority Channel • AC/DC Bands: 30-50, 118-136 AM, 144-174, 421-512 MHz.** The new Bearcat 350 introduces an incredible breakthrough in synthesized scanning: Alpha-Numeric Display. Push a button—and the Vacuum Fluorescent Display switches from "numeric" to word descriptions of what's being monitored. 50 channels in 5 banks. Plus, Auto & Manual Search, Search Direction, Limit & Count. Direct Channel Access. Selective Scan Delay. Dual Scan Speeds. Automatic Lockout. Automatic Squelch. Non-Volatile Memory. Order your Bearcat 350 today!

## Bearcat® 300

List price \$549.95/CE price \$349.00/\$50.00 rebate  
Your final cost is a low \$299.00

**7-Band, 50 Channel • Service Search • No-crystal scanner • AM Aircraft and Public Service bands. • Priority Channel • AC/DC Bands: 32-50, 118-136 AM, 144-174, 421-512 MHz.** The Bearcat 300 is the most advanced automatic scanning radio that has ever been offered to the public. The Bearcat 300 uses a bright green fluorescent digital display, so it's ideal for mobile applications. The Bearcat 300 now has these added features: Service Search, Display Intensity Control, Hold Search and Resume Search keys, Separate Band keys to permit lock-in/lock-out of any band for more efficient service search.



## NEW! Bearcat® 350

## FREE Bearcat® Rebate Offer

Get a coupon good for a \$50 rebate when you purchase a Bearcat 350 or 300; \$25 rebate on model 250 or 20/20; \$15 rebate on model 210XL; \$10 rebate on model 160 or 4-6 Thin Scan. To get your rebate, mail rebate coupon with your original dated sales receipt and the Bearcat model number from the carton to Electra. You'll receive your rebate in four to six weeks. Offer valid only on purchases made between February 1, 1982 and March 15, 1982. All requests must be postmarked by March 31, 1982. Limit of one rebate per household. Coupon must accompany all rebate requests and may not be reproduced. Offer good only in the U.S.A. Void where taxed or prohibited by law. Resellers, companies, clubs and organizations—both profit and non-profit—are not eligible for rebates. Employees of Electra Company, their advertising agencies, distributors and retailers of Bearcat Scanners are also not eligible for rebates. Please be sure to send in the correct amount for your scanner. Pay the listed CE price in this ad. Do not deduct the rebate amount since your rebate will be sent directly to you from Electra. Orders received with insufficient payments will not be processed and will be returned. Offer subject to change without notice.

## Bearcat® 250

List price \$429.95/CE price \$279.00/\$25.00 rebate  
Your final cost is a low \$254.00

**6-Band, 50 Channel • Crystalless • Searches Stores • Recalls • Digital clock • AC/DC Priority Channel • 3-Band • Count Feature.** Frequency range 32-50, 146-174, 420-512 MHz. The Bearcat 250 performs any scanning function you could possibly want. With push button ease you can program up to 50 channels for automatic monitoring. Push another button and search for new frequencies. There are no crystals to limit what you want to hear. A special search feature of the Bearcat 250 actually stores 64 frequencies and recalls them, one at a time, at your convenience.

## NEW! Bearcat® 20/20

List price \$449.95/CE price \$289.00/\$25.00 rebate  
Your final cost is a low \$264.00

**7-Band, 40 Channel • Crystalless • Searches AM Aircraft and Public Service bands • AC/DC Priority Channel • Direct Channel Access • Delay** Frequency range 32-50, 118-136 AM, 144-174, 420-512 MHz. The Bearcat 20/20 automatic scanning radio replaces the Bearcat 220 and monitors 40 frequencies from 7 bands, including aircraft. A two-position switch, located on the front panel, allows monitoring of 20 channels at a time.

## Bearcat® 210XL

List price \$349.95/CE price \$229.00/\$15.00 rebate  
Your final cost is a low \$214.00

**6-Band, 18 Channel • Crystalless • AC/DC** Frequency range: 32-50, 144-174, 421-512 MHz. The Bearcat 210XL scanning radio is the second generation scanner that replaces the popular Bearcat 210 and 211. It has almost twice the scanning capacity of the Bearcat 210 with 18 channels plus dual scanning speeds and a bright green fluorescent display. Automatic search finds new frequencies. Features scan delay, single antenna, patented track tuning and more!

## Bearcat® 160

List price \$299.95/CE price \$194.00/\$10.00 rebate  
Your final cost is a low \$184.00

**5-Band, 16 Channel • AC only • Priority Dual Scan Speeds • Direct Channel Access** Frequency range: 32-50, 144-174, 440-512 MHz. The Bearcat 160 is the least expensive Bearcat crystalless scanner. Smooth keyboard. No buttons to punch. No knobs to turn. Instead, finger-tip pads provide control of all scanning operations.

## NEW! Bearcat® 100

**The first no-crystal programmable handheld scanner.**

Allow 30-120 days for delivery after receipt of order due to the high demand for this product.

List price \$449.95/CE price \$299.00

**8-Band, 16 Channel • Liquid Crystal Display Search • Limit • Hold • Lockout • AC/DC** Frequency range: 30-50, 138-174, 406-512 MHz. The world's first no-crystal handheld scanner has compressed into a 3" x 7" x 1 1/4" case more scanning power than is found in many base or mobile scanners. The Bearcat 100 has a full 16 channels with frequency coverage that includes all public service bands (Low, High, UHF and "T" bands), the 2-Meter and 70 cm. Amateur bands, plus Military and Federal Government frequencies. It has chrome-plated keys for functions that are user controlled, such as lockout, manual and automatic scan. Even search is provided, both manual and automatic. Wow...what a scanner!

The Bearcat 100 produces audio power output of 300 milliwatts, is track-tuned and has selectivity of better than 50 dB down and sensitivity of 0.6 microvolts on VHF and 1.0 microvolts on UHF. Power consumption is kept extremely low by using a liquid crystal display and exclusive low power integrated circuits.

Included in our low CE price is a sturdy carrying case, earphone, battery charger/AC adapter, six AA ni-cad batteries and flexible antenna. For earliest delivery from CE, reserve your Bearcat 100 today.

## TEST ANY SCANNER

Test any scanner purchased from Communications Electronics™ for 31 days before you decide to keep it. If for any reason you are not completely satisfied, return it in original condition with all parts in 31 days, for a prompt refund (less shipping/handling charges and rebate credits).

## Bearcat® Four-Six ThinScan™

List price \$189.95/CE price \$124.00/\$10.00 rebate  
Your final cost is a low \$114.00

Frequency range: 33-47, 152-164, 450-508 MHz. The incredible, Bearcat Four-Six Thin Scan™ is like having an information center in your pocket. This four band, 6 channel crystal controlled scanner has patented Track Tuning on UHF. Scan Delay and Channel Lockout. Measures 2 3/4 x 6 1/4 x 1 1/2". Includes rubber ducky antenna. Order crystal certificate for each channel. Made in Japan.

## Fanon Slimline 6-HLU

List price \$169.95/CE price \$109.00

**Low cost 6-channel, 3-band scanner!**

The Fanon Slimline 6-HLU gives you six channels of crystal controlled excitement. Unique Automatic Peak Tuning Circuit adjusts the receiver front end for maximum sensitivity across the entire UHF band. Individual channel lockout switches. Frequency range 30-50, 146-175 and 450-512 MHz. Size 2 3/4 x 6 1/4 x 1 1/2". Includes rubber ducky antenna. If you don't need the UHF band, get the Fanon model 6-HL for \$99.00 each, and save money. Same high performance and features as the model HLU without the UHF band. Order crystal certificates for each channel. Made in Japan.

## OTHER SCANNERS & ACCESSORIES

NEW! Regency† D810 Scanner	\$319.00
NEW! Regency‡ D300 Scanner	\$219.00
NEW! Regency‡ D100 Scanner	\$169.00
NEW! Regency‡ H604 Scanner	\$129.00
Regency‡ M400 Scanner	\$259.00
Regency‡ M100 Scanner	\$199.00
Regency‡ R1040 Scanner	\$149.00
SCMA-6 Fanon Mobile Adapter/Battery Charger	\$49.00
CHB-6 Fanon AC Adapter/Battery Charger	\$15.00
CAT-6 Fanon carrying case with belt clip	\$15.00
AUC-3 Fanon auto lighter adapter/Battery Charger	\$15.00
PSK-6 Base Power Supply/Bracket for SCMA-6	\$20.00
SP50 Bearcat AC Adapter	\$9.00
SP51 Bearcat Battery Charger	\$9.00
SP58 Bearcat 4-6 ThinScan™ carrying case	\$12.00
MA506 Regency carrying case for H604	\$15.00
FB-E Frequency Directory for Eastern U.S.A.	\$12.00
FB-W Frequency Directory for Western U.S.A.	\$12.00
FFD Federal Frequency Directory for U.S.A.	\$12.00
TSG "Top Secret" Registry of U.S. Government Freq.	\$10.00
ASD Frequency Directory for Aircraft Band	\$10.00
B-4 1.2 V AAA Ni-Cad batteries (set of four)	\$9.00
A-135cc Crystal certificate	\$3.00

Add \$3.00 shipping for all accessories ordered at the same time.

## INCREASED PERFORMANCE ANTENNAS

If you want the utmost in performance from your scanner, it is essential that you use an external antenna. We have six base and mobile antennas specifically designed for receiving all bands. Order #A60 is a magnet mount mobile antenna. Order #A61 is a gutter clip mobile antenna. Order #A62 is a trunk-lip mobile antenna. Order #A63 is a 3/4 inch hole mount. Order #A64 is a 3/8 inch snap-in mount, and #A70 is an all band base station antenna. All antennas are \$35.00 and \$3.00 for UPS shipping in the continental United States.

## BUY WITH CONFIDENCE

To get the fastest delivery from CE of any scanner, send or phone your order directly to our Scanner Distribution Center. Be sure to calculate your price using the CE prices in this ad. Michigan residents please add 4% sales tax. Written purchase orders are accepted from approved government agencies and most well rated firms at a 10% surcharge for net 10 billing. All sales are subject to availability, acceptance and verification. All sales on accessories are final. Prices, terms and specifications are subject to change without notice. Out of stock items will be placed on backorder automatically unless CE is instructed differently. Most products that we sell have a manufacturer's warranty. Free copies of warranties on these products are available prior to purchase by writing to CE. International orders are invited with a \$20.00 surcharge for special handling in addition to shipping charges. All shipments are F.O.B. Ann Arbor, Michigan. No COD's please. Non-certified and foreign checks require bank clearance. Minimum order \$35.00.

Mail orders to: Communications Electronics™, Box 1002, Ann Arbor, Michigan 48106 U.S.A. Add \$7.00 per scanner or phone product for U.P.S. ground shipping and handling, or \$14.00 for faster U.P.S. air shipping to some locations. If you have a Visa or Master Card, you may call anytime and place a credit card order. Order toll free in the U.S.A. Dial 800-521-4414. If you are outside the U.S. or in Michigan, dial 313-994-4444. Dealer inquiries invited. Order without obligation today!

Scanner Distribution Center™ and CE logos are trademarks of Communications Electronics™.

† Bearcat is a federally registered trademark of Electra Company, a Division of Masco Corporation of Indiana.  
‡ Regency is a federally registered trademark of Regency Electronics Inc. AD #1121081

Copyright © 1982 Communications Electronics™



**COMMUNICATIONS ELECTRONICS™**

854 Phoenix □ Box 1002 □ Ann Arbor, Michigan 48106 U.S.A.  
Call TOLL-FREE (800) 521-4414 or outside U.S.A. (313) 994-4444



## Introducing TVRO CIRCUIT BOARDS Satellite Receiver Boards—Now in Stock

### DUAL CONVERSION BOARD . . . . . \$25.00

This board provides conversion from the 3.7-4.2 band first to 900 MHz where gain and bandpass filtering are provided and, second, to 70 MHz. The board contains both local oscillators, one fixed and the other variable, and the second mixer. Construction is greatly simplified by the use of Hybrid IC amplifiers for the gain stages.

### SIX 47pF CHIP CAPACITORS

For use with dual conversion board . . . . . \$6.00

### 70 MHz IF BOARD . . . . . \$25.00

This circuit provides about 43dB gain with 50 ohm input and output impedance. It is designed to drive the HOWARD/COLEMAN TVRO Demodulator. The on-board bandpass filter can be tuned for bandwidths between 20 and 35 MHz with a passband ripple of less than 1/2 dB. Hybrid IC's are used for the gain stages.

### SEVEN .01 pF CHIP CAPACITORS

For use with the 70 MHz IF board . . . . . \$7.00

### DEMODULATOR BOARD . . . . . \$40.00

This circuit takes the 70 MHz center frequency satellite TV signals in the 10 to 200 millivolt range, detects them using a phase locked loop, de-emphasizes and filters the result and amplifies the result to produce standard NTSC video. Other outputs include the audio subcarrier, a DC voltage proportional to the strength of the 70 MHz signal, and AFC voltage centered at about 2 volts DC.

### SINGLE AUDIO . . . . . \$15.00

This circuit recovers the audio signals from the 6.8 MHz frequency. The Miller 9051 coils are tuned to pass the 6.8 MHz subcarrier and the Miller 9052 coil tunes for recovery of the audio.

### DUAL AUDIO . . . . . \$25.00

Duplicate of the single audio but also covers the 6.2 range.

### DC CONTROL . . . . . \$15.00

### SPECIAL SET OF FIVE BOARDS . . . . . \$100.00

INCLUDING DUAL AUDIO (2 single audio boards)

## 1900 to 2500 MHz MICROWAVE DOWNCONVERTER

**MICROWAVE RECEIVER** This receiver is tunable over a range of 1900 to 2500 MHz approximately, and is intended for amateur use. The local oscillator is voltage controlled, making the I.F. range approximately 54 to 88 MHz for standard TV set channels 2 thru 7.

P.C. BOARD with DATA	1 to 5	\$15.00	6 to 11	\$13.00	12 to 26	\$11.00	27 - up	\$9.00
P.C. Board with all parts for assembly . . . . .		\$49.99	P.C. Board with all chip caps soldered on . . . . .			\$30.00		
P.C. Board with all parts for assembly			P.C. Board assembled & tested . . . . .			\$69.99		
plus 2N6603 . . . . .		\$69.99	P.C. Board assembled & tested with 2N6603			\$79.99		

**HMR II DOWNCONVERTER** with Power Supply, Antenna (Dish) & all Cables for installation. 180 Day Warranty.

1 to 5	\$150.00	6 to 11	\$140.00	12 - up	\$125.00
--------	----------	---------	----------	---------	----------

**YAGI DOWNCONVERTER** with Power Supply, Antenna (Yagi) & all Cables for installation. 90 Day Warranty.

1 to 5	\$150.00	6 to 11	\$140.00	12 - up	\$125.00
--------	----------	---------	----------	---------	----------

**YAGI DOWNCONVERTER** as above but Kit. (NO CABLES) With Box.

1 to 5	\$125.00	6 to 11	\$115.00	12 - up	\$100.00
--------	----------	---------	----------	---------	----------

**HMR II DOWNCONVERTER** as above but Kit. (NO CABLES) With PVC.

1 to 5	\$125.00	6 to 11	\$115.00	12 - up	\$100.00
--------	----------	---------	----------	---------	----------

### SPECIAL NEW STOCK OF CARBIDE DRILL BITS—YOUR CHOICE \$1.99

1.25mm	13/64	36	47	55	63
1.45mm	19	37	48	56	64
3.2mm	20	38	49	57	65
3.3mm	24	39	50	58	67
1/8	26	40	51	59	68
3/16	29	44	52	60	69
5/32	30	45	53	61	
7/32	31	46	54	62	



# "DOWN CONVERTERS"

1900 to 2500 MHZ Microwave Downconverters

In Regards to your request for information concerning our microwave receiver. This receiver is tunable over a range of 1900 to 2500 MHZ approximately, and is intended for amateur use. The local oscillator is voltage controlled (i.e.) making the I.F. range approximately 54 to 88 MHZ For Your Standard TV Set Channels 2 thru 7.

P.C.Board with Data

1 to 5      \$15.00      6 to 11      \$13.00      12 to 26      \$11.00      27      up      \$9.00

P.C.Board with all chip caps solder on. \$30.00

P.C.Board with all parts for assembly. \$49.99

P.C.Board with all parts for assembly plus 2N6603 \$69.99

P.C.Board assembled and Tested. \$69.99

P.C.Board assembled and Tested with 2N6603. \$79.99

HMR II Downconverter with power supply - antenna (Dish)  
180 Day Warranty .

1 to 5      \$150.00      6 to 11      \$140.00      12 to up      \$125.00

Yagi Downconverter with Power Supply , Antenna (Yagi) and all cables for  
Instalation. 90 Day Warranty.

1 to 5      \$150.00      6 to 11      \$140.00      12      up      \$125.00

Yagi Downconverter as above but Kit. (NO CABLES) With Box.

1 to 5      \$125.00      6 to 11      \$115.00      12      up      \$100.00

HMR II Downconverter as above but Kit. (NO CABLES) With PVC.

1 to 5      \$125.00      6 to 11      \$115.00      12      up      \$100.00

## Special New Stock Of Carbide Drill Bits.

1.25mm	20	40	53	63
1.45mm	24	44	54	64
3.2mm	26	45	55	65
3.3mm	29	46	56	67
1/8	30	47	57	68
3/16	31	48	58	69
5/32	36	49	59	
7/32	37	50	60	Your Choice \$1.99
13/64	38	51	61	
19	39	52	62	

**Toll Free Number**  
**800-528-0180**  
**(For orders only)**

## MHz electronics



# "FILTERS"

Collins Mechanical Filter #526-9724-010 Model F455Z32F  
455KHz at 3.2KHz Wide.

\$15.00

## Atlas Crystal Filters

5.52-2.7/8	5.52MHz/2.7KHz wide 8 pole
5.595-2.7/8/U	5.595MHz/2.7KHz wide 8 pole upper sideband
5.595-.500/4/CW	5.595MHz/.500KHz wide 4 pole CW
5.595-2.7/LSB	5.595MHz/2.7KHz wide 8 pole lower sideband
5.595-2.7/USB	5.595MHz/2.7KHz wide 8 pole upper sideband
5.645-2.7/8	5.645MHz/2.7KHz wide 8 pole
9.0SB/CW	9.0MHz/ 8 pole sideband and CW

Your Choice

\$12.99

## Kokusai Electric Co. Mechanical Filter #MF-455-ZL-21H

455KHz at Center Frequency of 453.5Kc Carrier Frequency of 455Kc 2.36Kc Bandwidth

\$15.00

## Crystal Filters

Nikko	FX-07800C	7.8MHz	10.00
TEW	FEC-103-2	10.6935	10.00
Tyco/CD	001019880	10.7MHz 2 pole 15KHz Bw. Motorola #48D84396K01 Thru #48D84396K05	4.00
Motorola	4884863B01	11.7MHz 2 pole 15KHz Bandwidth	5.00
PTI	5350C	12MHz 2 pole 15KHz Bandwidth	5.00
PTI	5426C	21.4MHz 2 pole 15KHz Bandwidth	5.00
CD	A10300	45MHz 2 pole 15KHz Bandwidth (For Motorola Communications equipment)	5.00

## Ceramic Filters

Murata	BFB455B	455KHz	\$ 2.40
	CFM455E	455KHz +- 5.5KHz	6.65
	CFM455D	455KHz +- 7KHz	6.65
	CFR455E	455KHz +- 5.5KHz	8.00
	CFU455E	455KHz +- 1.5KHz	2.90
	CFU455G	455KHz +- 1KHz	2.90
	CFW455D	455KHz +- 1KHz	2.90
	CFW455H	455KHz +- 3KHz	4.35
	SFB455D	455KHz	2.40
	SFE10.7	10.7MHz	2.67
	SFG10.7MA	10.7MHz	10.00
Clevite	T0-01A	455KHz	5.00
	T0-02A	455KHz	5.00
Nippon	LF-B4/CFU455I	455KHz +- 1KHz	5.80
	LF-B6/CFU455H	455KHz +- 1KHz	5.80
	LF-C18	455KHz	10.00
Tokin	CF455A/BFU455K	455KHz +- 2KHz	4.80
Matsushira	EFC-L455K	455KHz	7.00

## ROTRON MUFFIN FANS Model Mark 4/MU2A1

These fans are new factory boxed 115vac at 14watts 50/60cps. Impedance Protected-F  
CFM is 88 at 50cps and 105 at 60cps.

\$ 7.99

## SPECTRA PHYSICS INC. Model 088 HeNe Laser Tubes.

Power output 1.6mw.	Beam Dia. .75mm.	Beam Dir. 2.7mr.	8Kv starting voltage
68K ohm 1watt ballast	1000vdc +-100vdc	3.7ma.	TUBES ARE NEW

\$59.99



# "AMPLIFIERS"

## AVANTEK LOW NOISE AMPLIFIERS

Models	UTC2-102M	AP-20-T	AL-45-0-1	AK-1000M
Frequency Range	30 to 200MC	200 to 400MC	450 to 800MC	500 to 1000MC
Noise Figure	1.5dB	6.5dB	7dB	2.5dB
Voltage	+15vdc	+24vdc	-6vdc @ +12vdc	+12vdc @ -12vdc
Gain	29dB	30dB	30dB	25dB
Power Output	1dB Gain +7dBm	1dB Gain +20dBm	1dB Gain -5dBm	1dB Gain +8dBm
Price	\$49.99	\$49.99	\$49.99	\$69.99

## Mini Circuits Double Balanced Mixers

### Model RAY-3

Very High Level (+23dBm LO) 70KHz to 200MHz LO,RF,DC to 200MHz IF  
 Conversion Loss,dB One Octave From Band Edge 6Typ./7.5Max. Total Range 6.5Typ./8Max.  
 Isolation,dB Lower Band Edge To One Decade Higher (LO-RF/LO-IF) 55Typ./45Min. Mid. Range (LO-RF/LO-IF) 40Typ./30Min. Upper Band Edge To One Octave Lower (LO-RF/LO-IF) 30Typ./25Min.  
 Price \$24.99

### Model TSM-3

Standard Level (+7dBm LO) .1MHz to 400MHz LO,RF,DC to 400MHz IF  
 Conversion Loss,dB One Octave From Band Edge 5.3Typ./7.5Max. Total Range 6.5Typ./8.5Max.  
 Isolation,dB Lower Band Edge To One Decade Higher (LO-RF/LO-IF) 60Typ./50Min. Mid. Range (LO-RF/LO-IF) 50Typ./35Min. Upper Band Edge To One Octave Lower (LO-RF/LO-IF) 35TYP./25Min.  
 Price \$11.99

## Hewlett Packard Linear Power Microwave RF Transistor HXTR5401/35831E

Collector Base Brakedown Voltage at  $I_c=100\mu\text{a}$  35volts min.  
 Collector Emitter Brakedown Voltage at  $I_c=500\mu\text{a}$  30volts min.  
 Collector Cutoff Current at  $V_{cb}=15\text{v}$  100 $\mu\text{a}$  max.  
 Forward Current Transfer Ratio at  $V_{ce}=15\text{v}, I_c=15\text{ma}$  15min,40typ,125max  
 Transducer Power Gain at  $V_{ce}=18\text{v}, I_{ce}=60\text{ma}, F=2\text{GHz}$ . 3dBmin,4dBtyp  
 Maximum Available Gain at  $V_{ce}=18\text{v}, I_c=60\text{ma}, F=1\text{GHz}/F=2\text{GHz}$  14dB typ,8dB typ  
 Price \$29.99

## Motorola RF Power Amplifier Modules

Model	MHW612A	MHW613A	MHW710	MHW720
Frequency Range	146 to 147MHz	150 to 174MHz	400 to 512MHz	400 to 470MHz
Voltage	12.5vdc	12.5vdc	12.5vdc	12.5vdc
Output Power	20watts	30watts	13watts	20watts
Minimum Gain	20dB	20dB	19.4dB	21dB
Harmonics	-30dB	-30dB	40dB	40dB
RF Input Power	400mw	500mw	250mw	250mw
Price	\$57.50	\$59.80	\$57.50	\$69.00

**Toll Free Number**  
**800-528-0180**  
 (For orders only)

**MHz electronics**



# "TRANSISTORS"

WATKINS JOHNSON WJ-M62 3.7 to 4.2GHz Communication Band Double Balanced Mixer \$100.00

SSB Conversion Loss 4.9dB Typ. 6dB Max. fR 3.7 to 4.2GHz  
 5.5dB Typ. 6.5dB Max. fI DC to 1125MHz fL fR  
 fI 880MHz fL fR

SSB Noise Figure fR 3.7 to 4.2GHz  
 4.9dB Typ. 6dB Max. fI 30 to 1125MHz fL fR  
 5.5dB Typ. 6.5dB Max. fI 880MHz fL fR

Isolation  
 fL at R 30dB Min. 40dB Typ. fL 2.8 to 5.35GHz  
 fL at I 25dB Min. 30dB Typ. fL 4.5 to 5.35GHz  
 20dB Min. 30dB Typ. fL 3.6 to 4.5GHz  
 15dB Min. 25dB Typ. fL 2.8 to 3.6GHz

Conversion Compression 1dB Max. fR Level +2dBm

Flatness .2dB Peak to Peak Over any 40MHz Segment of fR=3.7 to 4.2GHz

Third Order Input Intercept +11dBm fR1=4GHz fR2=4.01GHz Both at -5dBm fL=4.5GHz

Group Time Delay .5ns Typ. .75ns Max. fR3.7 to 4.2GHz fL 3480MHz @ +13dBm

VSWR  
 L-Port 1.25:1 Typ. 2.0:1 fL 2.8 to 5.35GHz  
 R-Port 1.25:1 Typ. 2.0:1 fR 3.7 to 4.2GHz fL fR  
 1.4 :1 Typ. 2.0:1 fR 3.7 to 4.2GHz fL fR  
 I-Port 1.5 :1 Typ. 2.0:1 fI=100MHz  
 1.3 :1 Typ. 2.0:1 fI=500MHz  
 1.8 :1 Typ. 2.5:1 fI=1125MHz

## SGS/ATES RF Transistors

Type.	BFQ85	BFW92
Collector Base V	20v	25v
Collector Emitter V	15v	15v
Emitter Base V	3v	2.5v
Collector Current	40ma	25ma
Power Dissipation	200mw	190mw
HFE	40min. 200max.	20min. 150max.
FT	4GHZ min. 5GHZ max.	1.6GHZ Typ.
Noise Figure	1GHZ 3dB Max.	500MHz 4dB Typ.
Price	\$1.50	\$1.50

## Motorola RF Transistor

MRF901	2N6603
25v	25v
15v	15v
3v	3v
30ma	30ma
375mw	400mw
30min. 200max.	30min. 200max.
4.5GHZ typ.	2GHZ min.
1GHZ 2dB Typ.	2GHZ 2.9dB Typ.
\$2.00	\$10.00

## National Semiconductor Variable Voltage Regulator Sale !!!!!!!!!!!

LM317K	LM350K	LM723G/L	LM7805/06/08/12/15/18/24
1.2 to 37vdc	1.2 to 33vdc	2 to 37vdc	5, 6, 8,12,15,18,24vdc
1.5Amps	3Amps	150ma.	1Amp
T0-3	T0-3	T0-100/T0-116	T0-220/T0-3
\$4.50	\$5.75	\$1.00 \$1.25	\$1.17 \$2.00

## P & B Solid State Relays Type ECT1DB72

5VDC Turn On 120VAC Contact 7Amps  
 20Amps on 10"x10"x.062" Alum.Heatsink with  
 Silicon Grease \$5.00

\*May Be Other Brand Equivalent

**Toll Free Number**  
**800-528-0180**  
**(For orders only)**

**MHz electronics**



# "MIXERS"

## WATKINS JOHNSON WJ-M6 Double Balanced Mixer

LO and RF 0.2 to 300MHz	IF DC to 300MHz	\$21.00
Conversion Loss (SSB)	6.5dB Max. 1 to 50MHz	
	8.5dB Max. .2 to 300MHz	WITH DATA SHEET
Noise Figure (SSB)	same as above	
Conversion Compression	8.5dB Max. 50 to 300MHz	
	.3dB Typ.	

## NEC (NIPPON ELECTRIC CO. LTD. NE57835/2SC2150 Microwave Transistor

NF Min F=2GHz	dB 2.4 Typ.	MAG F=2GHz	dB 12 Typ.	\$5.30
F=3GHz	dB 3.4 Typ.	F=3GHz	dB 9 Typ.	
F=4GHz	dB 4.3 Typ.	F=4GHz	dB 6.5 Typ.	

Ft Gain Bandwidth Product at Vce=8v, Ic=10ma. GHz 4 Min. 6 Typ.  
 Vcbo 25v Vceo 11v Vebo 3v Ic 50ma. Pt. 250mw

## UNELCO RF Power and Linear Amplifier Capacitors

These are the famous capacitors used by all the RF Power and Linear Amplifier manufactures and described in the Motorola RF Data Book.

10pf	22pf	30pf	40pf	100pf	250pf	1 to 10pcs.	.60¢ each
13pf	25pf	32pf	43pf	120pf	820pf	11 to 50pcs.	.50¢ each
14pf	27pf	33pf	62pf	180pf		51 to 100pcs.	.40¢ each
20pf	27.5pf	34pf	80pf	200pf			

## NIPPON ELECTRIC COMPANY TUNNEL DIODES

		MODEL 1S2199	1S2200	\$7.50
Peak Pt. Current ma.	Ip	9min. 10Typ. 11max.	9min. 10Typ. 11max.	
Valley Pt. Current ma.	Iv	1.2Typ. 1.5max.	1.2Typ. 1.5max.	
Peak Pt. Voltage mv.	Vp	95Typ. 120max.	75Typ. 90max.	
Projected Peak Pt. Voltage mv.	Vpp Vf=Ip	480min. 550Typ. 630max.	440min. 520Typ. 600max.	
Series Res. Ohms	rS	2.5Typ. 4max.	2Typ. 3max.	
Terminal Cap. pf.	Ct	1.7Typ. 2max.	5Typ. 8max.	
Valley Pt. Voltage mv.	VV	370Typ.	350Typ.	

## FAIRCHILD / DUMONT Oscilloscope Probes Model 4290B

Input Impedance 10 meg., Input Capacity 6.5 to 12pf., Division Ration (Volts/Div Factor) 10:1, Cable Length 4Ft. , Frequency Range Over 100MHz.  
 These Probes will work on all Tektronix, Hewlett Packard, and other Oscilloscopes.

PRICE \$45.00

## MOTOROLA RF DATA BOOK

List all Motorola RF Transistors / RF Power Amplifiers, Varactor Diodes and much much more.

PRICE \$7.50

**Toll Free Number**  
**800-528-0180**  
**(For orders only)**

**MHz electronics**



# "SOCKETS AND CHIMNEYS"

## EIMAC TUBE SOCKETS AND CHIMNEYS

SK110	Socket	\$ POR	SK626	Chimney	\$ 7.70
SK406	Chimney	35.00	SK630	Socket	45.00
SK416	Chimney	22.00	SK636B	Chimney	26.40
SK500	Socket	330.00	SK640	Socket	27.50
SK506	Chimney	47.00	SK646	Chimney	55.00
SK600	Socket	39.50	SK711A	Socket	192.50
SK602	Socket	56.00	SK740	Socket	66.00
SK606	Chimney	8.80	SK770	Socket	66.00
SK607	Socket	43.00	SK800A	Socket	150.00
SK610	Socket	44.00	SK806	Chimney	30.80
SK620	Socket	45.00	SK900	Socket	253.00
SK620A	Socket	50.50	SK906	Chimney	44.00

## JOHNSON TUBE SOCKETS

124-115-2/SK620A	Socket	\$ 30.00	124-113	Bypass Cap.	\$ 10.00
124-116/SK630A	Socket	40.00	122-0275-001	Socket	10.00
			(For 4-250A, 4-400A, 3-400Z, 3-500Z)		2/\$15.00

## CHIP CAPACITORS

.8pf	10pf	100pf*	430pf
1pf	12pf	110pf	470pf
1.1pf	15pf	120pf	510pf
1.4pf	18pf	130pf	560pf
1.5pf	20pf	150pf	620pf
1.8pf	22pf	160pf	680pf
2.2pf	24pf	180pf	820pf
2.7pf	27pf	200pf	1000pf/.001uf*
3.3pf	33pf	220pf*	1800pf/.0018uf
3.6pf	39pf	240pf	2700pf/.0027uf
3.9pf	47pf	270pf	10,000pf/.01uf
4.7pf	51pf	300pf	12,000pf/.012uf
5.6pf	56pf	330pf	15,000pf/.015uf
6.8pf	68pf	360pf	18,000pf/.018uf
8.2pf	82pf	390pf	

PRICES: 1 to 10 - .99¢	101 to 1000 .60¢	* IS A SPECIAL PRICE: 10 for \$7.50
11 to 50 - .90¢	1001 & UP .35¢	100 for \$65.00
51 to 100 - .80¢		1000 for \$350.00

WATKINS JOHNSON WJ-V907: Voltage Controlled Microwave Oscillator \$110.00

Frequency range 3.6 to 4.2GHz, Power output, Min. 10dBm typical, 8dBm Guaranteed.  
 Spurious output suppression Harmonic (nf<sub>0</sub>), min. 20dB typical, In-Band Non-Harmonic, min. 60dB typical, Residual FM, pk to pk, Max. 5KHz, pushing factor, Max. 8KHz/V, Pulling figure (1.5:1 VSWR), Max. 60MHz, Tuning voltage range +1 to +15volts, Tuning current, Max. -0.1mA, modulation sensitivity range, Max. 120 to 30MHz/V, Input capacitance, Max. 100pf, Oscillator Bias +15 +/-0.05 volts @ 55mA, Max.

**Toll Free Number**  
**800-528-0180**  
**(For orders only)**

**MHz electronics**







TEKTRONIX OSCILLOSCOPES	PRICE	MODEL 544 50 MHz Bench Scope with a CA Dual Trace.	\$ 650.50
MODEL 453 Portable 50 MHz Dual Trace.	\$1200.00	MODEL 543A 33 MHz Bench Scope with a CA Dual Trace.	\$ 475.50
MODEL 453A Portable 60 MHz Dual Trace.	\$1400.00	<b>HEWLETT PACKARD OSCILLOSCOPES</b> PRICE	
MODEL 454 Portable 150 MHz Dual Trace.	\$1800.00	MODEL 180A Main Frame.	\$ 675.00
MODEL 454A Portable 150 MHz Dual Trace.	\$2000.00	MODEL 180E Main Frame.	\$ 750.00
MODEL 455 Portable 50 MHz Dual Trace.	\$1800.00	MODEL 181A Main Frame.	\$1000.00
MODEL 475 Portable 200 MHz Dual Trace.	\$2640.00	MODEL 182A Main Frame.	\$ 900.00
MODEL 475A Portable 250 MHz Dual Trace.	\$2940.00	MODEL 183A Main Frame.	\$1000.00
MODEL 7514 Storage Oscilloscope with a 7A15A and a 7A15AN-11 Amplifier and a 7B50 Time Base.	\$3500.00	MODEL 180 SERIES PLUG-INS	
MODEL 577D1 Storage Curve Tracer with a 177 adapter.	\$3233.00	1801A Dual Trace 50 MHz.	\$ 495.00
MODEL 577D2 Curve Tracer with a 177 adapter.	\$2796.00	1803A Differential.	\$ 775.00
Tektronix Lab Cart Model 3	\$ 316.00	1804A Quad Trace 50 MHz	\$ 795.00
		1807A Dual Trace 50 MHz	\$ 375.00
		1815A TDR/Sampler with a 1816A DC to 4 GHz.	\$1500.00
		1821A Time Base & Delay Generator.	\$ 495.00
		1822A Time Base & Delay Generator.	\$ 525.00
		1831A Direct Access 600 MHz.*	\$ 200.00
		1840A Time Base & Delay Generator.*	\$ 450.00
		1841A Time Base & Delay Generator.*	\$ 675.00
		* For 183A Only. !!!!!!!	
		TELEQUIPMENT MODEL D83 Oscilloscope Dual Trace Portable 50 MHz. With a V4 and S2A Plug-In.	\$1200.00
MODEL 547 50 MHz Bench Scope. With a 1A1 Dual Trace.	\$ 722.50	DUMONT MODEL 1062 Oscilloscope Dual Trace 65 MHz.	\$ 750.00
With a 1A2 Dual Trace.	\$ 637.50	<b>TEKTRONIX</b>	
With a 1A4 Quad Trace.	\$ 872.50	MODEL RM565 Dual Beam Oscilloscope 10 MHz with a 3A6 Dual Trace and a 3A72 Dual Trace.	\$1107.50
With a 1A5 Differential.	\$ 722.50	MODEL 549 Storage Oscilloscope Bench 50 MHz with a CA Dual Trace.	\$1000.00
With a 1A6 Differential.	\$ 612.50	MODEL 647A Oscilloscope Bench 100 MHz with a 10A2 Dual Trace and a 11B2A Time Base.	\$1200.00
or with 1 of each above.	\$1667.50		
MODEL 545 30 MHz Bench Scope with a CA Dual Trace.	\$ 412.50		
MODEL 545A 30 MHz Bench Scope with a CA Dual Trace.	\$ 437.50		

### ORDERING INSTRUCTIONS

**DEFECTIVE MATERIAL:** All claims for defective material must be made within sixty (60) days after receipt of parcel. All claims must include the defective material (for testing purposes), our invoice number, and the date of purchase. All returns must be packed properly or it will void all warranties.

**DELIVERY:** Orders are normally shipped within 48 hours after receipt of customer's order. If a part has to be backordered the customer is notified. Our normal shipping method is via First Class Mail or UPS depending on size and weight of the package. On test equipment it is by Air only, FOB shipping point.

**FOREIGN ORDERS:** All foreign orders must be prepaid with cashier's check or money order made out in U.S. Funds. We are sorry but C.O.D. is not available to foreign countries and Letters of Credit are not an acceptable form of payment either. Further information is available on request.

**HOURS:** Monday: 8:30 a.m.—1:00 p.m., Tues. thru Friday: 8:30 a.m. to 5:00 p.m. Sat. 8:30—4:00 p.m.

**INSURANCE:** Please include 25¢ for each additional \$100.00 over \$100.00, United Parcel only.

**ORDER FORMS:** New order forms are included with each order for your convenience. Additional forms are available on request.

**POSTAGE:** Minimum shipping and handling in the US, Canada, and Mexico is \$2.50 all other countries is \$5.00. On foreign orders include 20% shipping and handling.

**PREPAID ORDERS:** Order must be accompanied by a check.

**PRICES:** Prices are subject to change without notice.

**RESTOCK CHARGE:** If parts are returned to MHZ Electronics due to customer error, customer will be held responsible for all extra fees, will be charged a 15% restocking fee, with the remainder in credit only. All returns must have approval.

**SALES TAX:** Arizona must add 5% sales tax, unless a signed Arizona resale tax card is currently on file with MHZ Electronics. All orders placed by persons outside of Arizona, but delivered to persons in Arizona are subject to the 5% sales tax.

**SHORTAGE OR DAMAGE:** All claims for shortages or damages must be made within 5 days after receipt of parcel. Claims must include our invoice number and the date of purchase. Customers which do not notify us within this time period will be held responsible for the entire order as we will consider the order complete.

OUR 800 NUMBER IS STRICTLY FOR ORDERS ONLY  
NO INFORMATION WILL BE GIVEN. 1-800-528-0180.



FAIRCHILD VHF AND UHF PRESCALER CHIPS		PRICE
95H90DC	350MC Prescaler divide by 10/11	\$ 8.50
95H91DC	350MC Prescaler divide by 5/6	8.50
11C90DC	650MC Prescaler divide by 10/11	15.50
11C91DC	650MC Prescaler divide by 5/6	15.50
11C06DC	UHF Prescaler 750MC D Type Flip Flop	12.30
11C05DC	1GHz Counter Divide by 4 (Regular price \$75.00)	50.00
11C01FC	High Speed Dual 5/4 Input NO/NOR Gate	15.40
82S90	Pre-settable High Speed Decade/Binary Counter used with the 11C90/91 or the 95H90/91 Prescaler can divide by 100. (Signetics)	5.00
11C24DC	This chip is the same as a Motorola MC4024/4324 Dual TTL Voltage Control Multivibrator.	3.37
11C44DC	This chip is the same as a Motorola MC4044/4344 Phase Frequency Detector.	3.37

**GENERAL ELECTRIC CO. GUNN DIODE MODEL Y-2167**  
 Freq. Gap (GHz) 12 to 18, Output (Min.) 100mW, Duty (%) CW, Typ. Bias (Vdc) 8.0, Type. Oper. (MAdc) 550, Max. Thres. (mAdc) 1000, Max. Bias (Vdc) 10.0. **\$39.99**

**VARIAN GALLIUM ARSENIDE GUNN DIODES MODEL VSX-9201S5**  
 Freq. Coverage 8 to 12.4GHz, Output (Min.) 100mW, Bias Voltage (Max.) 14vdc, Bias current (mAdc) Operating 550 Typ. 750 Max., Threshold 850 Tup. 1000 Max. **\$39.99**

**VARI-L Co. Inc. MODEL SS-43 AM MODULATOR**  
 Freq. Range 60 to 150MC, Insertion Loss 13dB Nominal, Signal Port Imp. 50ohms Nominal, Signal Port RF Power + 10dBm Max., Modulation Port BW DC to 1KHZ, Modulation Port Bias 1ma. Nominal. **\$24.99**

AVANTEK CASCADABLE MODULAR AMPLIFIERS	Model UTO-504	UTO-511
Frequency Range	5 to 500 MHz	5 to 500 MHz
Gain	6dB	15dB
Noise Figure	11dB	2.3dB to 3dB
Power Output	+ 17dB	- 2dB to - 3dB
Gain Flatness	1dB	1dB
Input Power Vdc	+ 24	+ 15
mA	100	10
PRICE	\$70.00	PRICE \$75.00

HEWLETT PACKARD MIXERS MODELS		10514A	10514B
Frequency Range		2MHz to 500MC	2MHz to 500MC
Input/Output Frequency L & R		200KHz to 500MC	200KHz to 500MC
	X	DC to 500MC	DC to 500MC
Mixer Conversion Loss (A)		7dB	7dB
(B)		9dB	9dB
Noise Performance (SSB) (A)		7dB	7dB
(B)		9dB	9dB
PRICE		\$49.99	PRICE \$39.99

**FREQUENCY SOURCES, INC MODEL MS-74X MICROWAVE SIGNAL SOURCE**  
 MS-74X: Mechanically Tunable Frequency Range (MHz) 10630 to 11230 (10.63 to 11.23GHz) Minimum Output Power (mW) 10, Overall Multiplier Ratio 108, Internal Crystal Oscillator Frequency Range (MHz) 98.4 to 104.0, Maximum Input Current (mA) 400.

The signal source are designed for applications where high stability and low noise are of prime concern. these sources utilize fundamental transistor oscillators with high Q coaxial cavities, followed by broadband stable step recovery diode multipliers. This design allows single screw mechanical adjustment of frequency over standard communications bands. Broadband sampling circuits are used to phase lock the oscillator to a high stability reference which may be either an internal self-contained crystal oscillator, external primary standard or VHF synthesizer. This unique technique allows for optimization of both FM noise and long term stability. List Price is \$1158.00 (THESE ARE NEW) **Our Price—\$289.**

**HEWLETT PACKARD 1N5712 MICROWAVE DIODE**  
 This diode will replace the MBD101, 1N5711, 5082-2800, 5082-2835 ect. This will work like a champ in all those Down Converter projects. **\$1.50 or 10/\$10.00**

**MOTOROLA MHW1172R LOW DISTORTION WIDEBAND AMPLIFIER MODULE.**  
 Frequency Range: 40 to 300 MHz., Power Gain at 50MHz 16.6min. to 17.4max., Gain Flatness ± 0.1 Typ. ± 0.2 Max. dB., DC Supply Voltage - 28vdc, RF Voltage Input + 70dBmV **PRICE \$29.99**

**GENERAL ELECTRIC AA NICADS**  
 Model #41B905HD11-G1  
 Pack of 6 for \$5.00 or 60 Cells, 10 Packs for \$45.00  
 These may be broken down to individual cells.

### ORDERING INSTRUCTIONS

**TERMS: DOMESTIC:** Prepaid, C.O.D. or Credit Card

**FOREIGN:** Prepaid only, U.S. Funds—money order or cashier's check only.

**C.O.D.:** Acceptable by telephone or mail. Payment from customer will be by cash, money order or cashier's check. We are sorry but we cannot accept personal checks for C.O.D.'s.

**CONFIRMING ORDERS:** We would prefer that confirming orders not be sent after a telephone order has been placed. If company policy necessitates a confirming order, please mark "CONFIRMING" boldly on the order. If problems or duplicate shipments occur due to an order which is not properly marked, customers will be held responsible for any charges incurred, plus a 15% restock charge on returned parts.

**CREDIT CARDS:** We are now accepting Mastercard and Visa.

**DATA SHEETS:** When we have data sheets in stock on devices we do supply them with the order.

**MHz** electronics

(602) 242-3037  
 (602) 242-8916  
 2111 W. CAMELBACK ROAD  
 PHOENIX, ARIZONA 85015

Toll Free Number  
 800-528-0180  
 (For orders only)





# FULL LINE ALL PARTS & COMPUTER PRODUCTS


P.O. Box 4430M  
Santa Clara, CA 95054  
Will calls: 2322 Walsh Ave.  
(408) 988-1640

Same day shipment. First line parts only. Factory tested. Guaranteed money back. Quality IC's and other components at factory prices.

## INTEGRATED CIRCUITS

7400TTL	LM317T	1.65	CD4017	1.05	8126	1.69	UART/FIFO	DE95	1.95
7400N	LM317K	3.75	CD4018	.94	8128	1.95	AVS-1013	DA15P	2.10
7402N	LM320T-5	1.49	CD4019	.45	8197	.99	AVS-1014	DA15S	3.10
7404N	LM320K-5	1.35	CD4020	.95	8198	1.65	3341	Complete Set	9.50
7409N	LM320K-12	1.35	CD4021	.95					
7410N	LM320K-15	1.35	CD4022	1.10					
7414N	LM320T-8	.95	CD4023	.28	2101-1	1.95	2532	Stopwatch Kit	26.95
7420N	LM320T-12	.95	CD4024	.75	2102-1	.85	2708	Auto Clock Kit	17.95
7430N	LM320T-15	.95	CD4025	.23	2102-4	1.45	2716T	Digital Clock Kit	19.75
7442N	LM320K-12	.95	CD4026	1.65	2102AN-4	1.65	2716 5 Volt		
7445N	LM324N	.99	CD4027	.65	2102AN-2L	1.65	2716 5 Volt		
7447N	LM339N	.99	CD4028	.80	2104A-4	4.95	8.2V 16.5 Volt		
7448N	LM340K-5	1.35	CD4029	.95	2107B-4	3.75	2732		
7474N	LM340K-8	1.35	CD4030	.45	2111-1	2.99	2758		
7475N	LM340K-12	1.35	CD4031	.85	2112-2	2.99	8741A		
7485N	LM340K-15	1.35	CD4032	.85	2114	2.24	8748		
7489N	LM340K-15	1.35	CD4042	7.5	2114L 300ns	2.50	8748-B		
7490N	LM340K-24	1.35	CD4043	.85	2114L 450ns	2.37	8755A		
7495N	LM340T-5	.85	CD4044	.85	4116 200ns	2.50	8755A		
74100N	LM340T-8	.85	CD4046	.95	8.4116 200ns	15.40	N825123		
74107N	LM340T-12	.85	CD4049	.45	MMS280	3.00	N825126		
74123N	LM340T-15	.85	CD4050	.55	MMS320	3.00	N825129		
74125N	LM340T-18	.85	CD4051	.95	MMS330	5.94	N825131		
74145N	LM340T-24	.85	CD4059	1.42	P5101L	8.95	N825136		
74150N	LM350	5.50	CD4066	.71	4200A	11.50	N825137		
74151N	LM377	2.29	CD4068	.39	9368	3.50	8223		
74154N	LM380N	1.00	CD4069	.35	4100	10.00			
74157N	LM381	1.60	CD4070	.35	416	2.50			
74161N	LM382	1.60	CD4071	.30					
74162N	LM709H	.59	CD4072	.30					
74163N	LM723H-N	.49	CD4073	.35					
74174N	LM733N	.85	CD4075	.30					
74175N	LM741CH	.35	CD4076	.95					
74190N	LM741N	.35	CD4078	.30					
74192N	LM747H-N	.75	CD4081	.30					
74193N	LM748N	.50	CD4082	.30					
74221N	LM1303N	1.75	CD4116	.47					
74298N	LM1304	1.10	CD4490	5.50					
74365N	LM1305	1.27	CD4507	.99					
74366N	LM1307	1.10	CD4508	1.95					
74367N	LM1310	2.75	CD4510	.95					
	LM1458	.55	CD4511	.94					
	LM1812	8.25	CD4515	2.25					
74LS00N TTL	LM1889	2.49	CD4516	1.10					
74LS02N	LM2111	1.75	CD4518	1.25					
74LS04N	LM2902	2.25	CD4520	1.02					
74LS05N	LM3900N	.59	CD4527	1.51					
74LS08N	LM3905	1.25	CD4528	1.25					
74LS10N	LM3909N	.95	CD4553	3.50					
74LS13N	MC1458V	.55	CD4566	2.45					
74LS14N	NE555N	1.30	CD4583	2.35					
74LS20N	NE555V	.39	CD4585	.95					
74LS22N	NE556A	.85	CD40192	3.00					
74LS28N	NE565A	1.00	74C00	.35					
74LS30N	NE566V	1.50	74C04	.35					
74LS33N	NE567V	1.00	74C10	.35					
74LS38N	NE570B	4.75	74C14	.75					
74LS74N	74L05	.60	74C20	.35					
74LS75N	74L08	.60	74C30	.35					
74LS90N	78M05	.85	74C48	1.95					
74LS93N	75108	1.49	74C74	.85					
74LS95N	75491CN	5.00	74C76	.80					
74LS107N	75492CN	.55	74C90	1.25					
74LS112N	75494CN	.89	74C93	1.25					
74LS113N			74C154	1.89					
74LS132N	A to D CONVERTER	74C180	1.89	280 DART	15.25				
74LS136N	8038B	4.50	74C175	1.19	280A DART	18.75			
74LS151N	8700CJ	13.95	74C192	1.85	280 DMA	17.50			
74LS155N	8701CN	22.00	74C221	1.90	280A DMA	27.50			
74LS157N	8705CJ	13.95	74C305	6.00	280 S10-0	23.95			
74LS162N	LD130	9.95	74C306	7.25	280A S10-0	28.95			
74LS163N	9400CJ/F	7.40	74C314	1.95	280 S10-1	15.00			
74LS174N	ICL7103	9.50	74C322	5.90	280A S10-1	23.90			
74LS190N	ICL7107	14.25	74C325	5.50	280 S10-2	23.95			
74LS221N	119		74C325	6.75	280A S10-2	28.95			
74LS258N	CMOS		74C326	6.95	280B CTC	17.95			
74LS367N	CD4000	.25	74C927	6.95	280B P10	17.95			
	CD4001	.35		8212	2.25				
	CD4002	.35		8214	3.90				
	CD4006	.95		8216	2.25				
	CD4007	.25		8224	2.50				
	CD4008	.95		8228	4.35				
	CD4009	.45		8251	5.50				
	CD4010	.45		8253	8.95				
	CD4011	.35		8255	5.25				
	CD4012	.25		8257	9.00				
	CD4013	.45		8259	9.95				
	CD4014	.95		8274	1.75				
	CD4015	.95		8275	1.75				
	CD4016	.45		8275	3.20				
				8161P	5.95				

Phone orders only (800) 538-8196



## RCA Cosmac 1802 Super Elf Computer \$106.95

The Super Elf is a small single board computer that does many big things. It's an excellent computer for training and for learning programming with its machine language and yet it's easily expanded with additional memory, Full Basic, ASCII Keyboards, video character generation, etc.

ROM monitor; State and Mode displays; Single step; Optional address displays; Power Supply; Audio Amplifier and Speaker; Fully socketed for all IC's; Full documentation.

The Super Elf includes a ROM monitor for program loading, editing and execution with SINGLE STEP for program debugging which is not included in others at the same price. With SINGLE STEP you can see the microprocessor chip operating with the unique Quest address and data bus displays before, during and after executing instructions. Also, CPU mode and instruction cycle are decoded and displayed on 8 LED indicators.

An RCA 1861 video graphics chip allows you to connect to your own TV with an inexpensive video modulator to do graphics and games. There is a speaker system included for writing your own music or using many music programs already written. The speaker amplifier may also be used to drive relays for control purposes.

A 24 key HEX keyboard includes 16 HEX keys plus load, reset, run, wait, input, memory protect, monitor select and single step. Large, on board displays provide output and optional high and low address. There is a 44 pin standard connector slot

## Super Expansion Board with Cassette Interface \$89.95

This is truly an astounding value! This board has been designed to allow you to decide how you want it optioned. The Super Expansion Board comes with 4K of low power RAM fully addressable anywhere in 64K with built-in memory protect and a cassette interface. Provisions have been made for all other options on the same board and it fits neatly into the hardwood cabinet alongside the Super Elf. The board includes slots for up to 6K of EPROM (2708, 2758, 2716 or TI 2716) and is fully socketed. EPROM can be used for the monitor and Tiny Basic or other purposes.

A 1K Super ROM Monitor \$19.95 is available as an on board option in 2708 EPROM which has been preprogrammed with a program loader/editor and error checking multi file cassette read/write software, (relocatable cassette file) another exclusive from Quest. It includes register save and readout, block move capability and video graphics driver with blinking cursor. Break points can be used with the register save feature to isolate pro-

### Quest Super Basic V5.0

A new enhanced version of Super Basic now available. Quest was the first company worldwide to ship a full size Basic for 1802 Systems. A complete function Super Basic by Ron Cenko including floating point capability with scientific notation (number range ± 17E<sup>30</sup>), 32 bit integer ±2 billion; multi dim arrays, string arrays; string manipulation; cassette I/O; save and load, basic, data and machine language programs; and over 75 statements, functions and operations.

New improved faster version including re-number and essentially unlimited variables. Also, an exclusive user expandable command library.

Serial and Parallel I/O routines included. Super Basic on Cassette \$55.00.

for PC cards and a 50 pin connector slot for the Quest Super Expansion Board. Power supply and sockets for all IC's are included plus a detailed 127 pg. instruction manual which now includes over 40 pgs. of software info. including a series of lessons to help get you started and a music program and graphics target game. Many schools and universities are using the Super Elf as a course of study. OEM's use it for training and R&D.

Remember, other computers only offer Super Elf features at additional cost or not at all. Compare before you buy. Super Elf Kit \$106.95, High address option \$8.95, Low address option \$9.95. Custom Cabinet with drilled and labelled plexiglass front panel \$24.95. All metal Expansion Cabinet, painted and silk screened, with room for 5S-100 boards and power supply \$57.00. NiCad Battery Memory Saver Kit \$6.95. All kits and options also completely assembled and tested.

Questdata, a software publication for 1802 computer users is available by subscription for \$12.00 per 12 issues. Single issues \$1.50. Issues 1-12 bound \$16.50.


Moews Video Graphics \$3.50, Games and Music \$3.00, Chip 8 Interpreter \$5.50, Starship 4K cassette \$14.95.

## Free 14 page brochure of complete Super Elf system.

gram bugs quickly, then follow with single step. If you have the Super Expansion Board and Super Monitor the monitor is up and running at the push of a button.

Other on board options include Parallel Input and Output Ports with full handshake. They allow easy connection of an ASCII keyboard to the input port. RS 232 and 20 ma Current Loop for teletype or other device are on board and if you need more memory there are two S-100 slots for static RAM or video boards. Also a 1K Super Monitor version 2 with video driver for full capability display with Tiny Basic and a video interface board. Parallel I/O Ports \$9.85, RS 232 \$4.50, TTY 20 ma I/F \$1.95, S-100 \$4.50. A 50 pin connector set with ribbon cable is available at \$18.95 for easy connection between the Super Elf and the Super Expansion Board.

Power Supply Kit for the complete system (see Multi-volt Power Supply below).



## Rockwell AIM 65 Computer

6502 based single board with full ASCII keyboard and 20 column thermal printer. 20 char. alphanumeric display ROM monitor, fully expandable. \$419.00. 4K version \$449.00. 4K Assembler \$35.00. 8K Basic Interpreter \$65.00.

Special small power supply 5V 2A 24V .5A assem. in frame \$59.00. Molded plastic enclosure to fit both AIM 65 and power supply \$52.50. AIM 65 1K in cabinet with power supply, switch, fuse, cord assem. \$559.00. 4K \$579.00. A65/40-5000 AIM 65/40 w/16K RAM and monitor \$1295.00. RAM Board Kit (16K, \$195) (32K, \$215). VD640 Video Interface Kit \$119.00. A&T \$149.00. Complete AIM 65 in thin briefcase with power supply \$518.00. Special Package Price: 4K AIM, 8K Basic, power supply, cabinet \$629.00. AIM 65/KIM/SYM/Super Elf 44 pin expansion board; board with 3 connectors \$22.95.

## Elf II Adapter Kit \$24.95

Plugs into Elf II providing Super Elf 44 and 50 pin plus S-100 bus expansion. (With Super Expansion). High and low address displays, state and mode LED's optional \$18.00.

### Super Color S-100 Video Kit \$129.95

Expandable to 256 x 192 high resolution color graphics. 6847 with all display modes computer controlled. Memory mapped. 1K RAM expandable to 6K. S-100 bus 1802, 8080, 8085, Z80, etc. Dealers: Send for excellent pricing/margin program.

## ELECTRONIC SYSTEMS KITS

### Apple Peripheral Kits

SERIAL I/O INTERFACE 0 to 30,000 baud, D.T.R., Input & output from monitor or basic, or use Apple as intelligent terminal, Bd only (P/N 2) \$14.95, Kit (P/N 2A) \$51.25, Assembled (P/N 2C) \$62.95.

PROTOTYPING BOARD (P/N 7907) \$21.95.

PARALLEL TRIAC OUTPUT BOARD 8 triacs, each can switch 110V, 6A loads, Bd only (P/N 210) \$19.20, Kit (P/N 210A) \$119.55.

OPTO-ISOLATED INPUT BOARD 8 inputs, can be driven from TTL logic, Bd only (P/N 120) \$15.65, Kit (P/N 120A) \$69.95.

### Interface Kits

SERIAL/PARALLEL INTERFACE Bidirectional, Baud rates from 110 to 19.2K, sw selectable polarity of input and output strobe, 5 to 8 data bits, 1 or 2 stop bits, parity odd or even or none, all characters contain a start bit, +5 & -12V required. Bd only (P/N 101) \$11.95, Kit (P/N 101A) \$42.89.

RS-232/TTL INTERFACE Bidirectional, requires ±12V, Kit (P/N 232A) \$9.95.

RS-232/20mA INTERFACE Bidirectional, 2 passive opto-isolated circuits, Kit (P/N 7901A) \$14.95.

### PROM Eraser

Will erase 25 PROMs in 15 minutes. Ultraviolet, assembled. 25 PROM capacity \$37.50 (with timer \$69.50). 6 PROM capacity OSHA/UL version \$78.50 (with timer \$108.50).

### NiCad Battery Fixer/Charger Kit

Opens shorted cells that won't hold a charge and then charges them up, all in one kit w/full parts and instructions. \$9.95

## Z80 Microcomputer

16 bit I/O, 2 MHz clock, 2K RAM, ROM Bread-board space. Excellent for control. Bare Board \$28.50. Full Kit \$99.00. Monitor \$20.00. Power Supply Kit \$35.00. Tiny Basic \$30.00.

## Modem Kit \$60.00

State of the art, orig., answer. No tuning necessary. 103 compatible 300 baud. Inexpensive acoustic coupler plans included. Bd. only \$17.00. Article in June Radio Electronics.

## 60 Hz Crystal Time Base Kit \$4.40

Converts digital clocks from AC line frequency to crystal time base. Outstanding accuracy.

## Video Modulator Kit \$9.95

Convert TV set into a high quality monitor w/o affecting usage. Comp. kit w/full instrur.

## Multi-volt Computer Power Supply

8v 5 amp, ±18v .5 amp, 5v 1.5 amp, -5v .5 amp, 12v .5 amp, -12v option, ±5v, ±12v are regulated. Basic Kit \$35.95. Kit with chassis and all hardware \$51.95. Add \$5.00 shipping. Kit of hardware \$16.00. Woodgrain case \$10.00. \$1.50 shipping.

## Type-N-Talk by Votrax

Text to speech synthesizer with unlimited vocabulary, built-in text to speech algorithm. 70 to 100 bits per second speech synthesizer, RS232C interface \$369.00.

## 1802 16K Dynamic RAM Kit \$149.00

Expandable to 64K. Hidden refresh w/clocks up to 4 MHz w/no wait states. Add. 16K RAM \$25.00. S-100 4-slot expansion \$ 9.95. Super Monitor VI.1 Source Listing \$15.00

TERMS: \$5.00 min. order U.S. Funds. Calif. residents add 6% tax. \$10.00 min. VISA and MasterCard accepted. \$1.00 insurance optional. Shipping: Add 5%; orders under \$25.00—10%.

FREE: Send for your copy of our NEW QUEST CATALOG. Include 88¢ stamp.



**ramsey**

**the first name in Counters!**



**9 DIGITS 600 MHz \$129<sup>95</sup> WIRED**

**SPECIFICATIONS:**

Range: 20 Hz to 600 MHz  
 Sensitivity: Less than 10 MV to 150 MHz  
 Less than 50 MV to 500 MHz  
 Resolution: 0.1 Hz (10 MHz range)  
 1.0 Hz (60 MHz range)  
 10.0 Hz (600 MHz range)  
 Display: 9 digits 0.4" LED  
 Time base: Standard-10.000 mHz, 1.0 ppm 20-40°C  
 Optional Micro-power oven-0.1 ppm 20-40°C  
 Power: 8-15 VAC @ 250 ma

**PRICES:**

CT-90 wired, 1 year warranty	\$129.95
CT-90 Kit, 90 day parts warranty	109.95
AC-1 AC adapter	3.95
BP-1 Nicad pack + AC Adapter/Charger	12.95
OV-1 Micro-power Oven time base	49.95
External time base input	14.95

The CT-90 is the most versatile, feature packed counter available for less than \$300.00! Advanced design features include: three selectable gate times, nine digits, gate indicator and a unique display hold function which holds the displayed count after the input signal is removed. Also, a 10mHz TCXO time base is used which enables easy zero beat calibration checks against WWV. Optionally, an internal nicad battery pack, external time base input and Micro-power high stability crystal oven time base are available. The CT-90, performance you can count on!

**7 DIGITS 525 MHz \$99<sup>95</sup> WIRED**



**SPECIFICATIONS:**

Range: 20 Hz to 525 MHz  
 Sensitivity: Less than 50 MV to 150 MHz  
 Less than 150 MV to 500 MHz  
 Resolution: 1.0 Hz (5 MHz range)  
 10.0 Hz (50 MHz range)  
 100.0 Hz (500 MHz range)  
 Display: 7 digits 0.4" LED  
 Time base: 1.0 ppm TCXO 20-40°C  
 Power: 12 VAC @ 250 ma

The CT-70 breaks the price barrier on lab quality frequency counters. Deluxe features such as; three frequency ranges - each with pre-amplification, dual selectable gate times, and gate activity indication make measurements a snap. The wide frequency range enables you to accurately measure signals from audio thru UHF with 1.0 ppm accuracy - that's .0001%! The CT-70 is the answer to all your measurement needs, in the field, lab or ham shack.

**PRICES:**

CT-70 wired, 1 year warranty	\$99.95
CT-70 Kit, 90 day parts warranty	84.95
AC-1 AC adapter	3.95
BP-1 Nicad pack + AC adapter/charger	12.95

**7 DIGITS 500 MHz \$79<sup>95</sup> WIRED**



**PRICES:**

MINI-100 wired, 1 year warranty	\$79.95
AC-Z Ac adapter for MINI-100	3.95
BP-Z Nicad pack and AC adapter/charger	12.95

Here's a handy, general purpose counter that provides most counter functions at an unbelievable price. The MINI-100 doesn't have the full frequency range or input impedance qualities found in higher price units, but for basic RF signal measurements, it can't be beat! Accurate measurements can be made from 1 MHz all the way up to 500 MHz with excellent sensitivity throughout the range, and the two gate times let you select the resolution desired. Add the nicad pack option and the MINI-100 makes an ideal addition to your tool box for "in-the-field" frequency checks and repairs.

**SPECIFICATIONS:**

Range: 1 MHz to 500 MHz  
 Sensitivity: Less than 25 MV  
 Resolution: 100 Hz (slow gate)  
 1.0 KHz (fast gate)  
 Display: 7 digits, 0.4" LED  
 Time base: 2.0 ppm 20-40°C  
 Power: 5 VDC @ 200 ma

**8 DIGITS 600 MHz \$159<sup>95</sup> WIRED**



**SPECIFICATIONS:**

Range: 20 Hz to 600 MHz  
 Sensitivity: Less than 25 mv to 150 MHz  
 Less than 150 mv to 600 MHz  
 Resolution: 1.0 Hz (60 MHz range)  
 10.0 Hz (600 MHz range)  
 Display: 8 digits 0.4" LED  
 Time base: 2.0 ppm 20-40°C  
 Power: 110 VAC or 12 VDC

The CT-50 is a versatile lab bench counter that will measure up to 600 MHz with 8 digit precision. And, one of its best features is the Receive Frequency Adapter, which turns the CT-50 into a digital readout for any receiver. The adapter is easily programmed for any receiver and a simple connection to the receiver's VFO is all that is required for use. Adding the receiver adapter in no way limits the operation of the CT-50, the adapter can be conveniently switched on or off. The CT-50, a counter that can work double-duty!

**PRICES:**

CT-50 wired, 1 year warranty	\$159.95
CT-50 Kit, 90 day parts warranty	119.95
RA-1, receiver adapter kit	14.95
RA-1 wired and pre-programmed (send copy of receiver schematic)	29.95

**DIGITAL MULTIMETER \$99<sup>95</sup> WIRED**



**PRICES:**

DM-700 wired, 1 year warranty	\$99.95
DM-700 Kit, 90 day parts warranty	79.95
AC-1, AC adaptor	3.95
BP-3, Nicad pack + AC adapter/charger	19.95
MP-1, Probe kit	2.95

The DM-700 offers professional quality performance at a hobbyist price. Features include: 26 different ranges and 5 functions, all arranged in a convenient, easy to use format. Measurements are displayed on a large 3 1/2 digit, 1/2 inch LED readout with automatic decimal placement, automatic polarity, overrange indication and overload protection up to 1250 volts on all ranges, making it virtually goof-proof! The DM-700 looks great, a handsome, jet black, rugged ABS case with convenient retractable tilt bail makes it an ideal addition to any shop.

**SPECIFICATIONS:**

DC/AC volts: 100uV to 1 KV, 5 ranges  
 DC/AC current: 0.1 uA to 2.0 Amps, 5 ranges  
 Resistance: 0.1 ohms to 20 Megohms, 6 ranges  
 Input impedance: 10 Megohms, DC/AC volts  
 Accuracy: 0.1% basic DC volts  
 Power: 4 'C' cells

**AUDIO SCALER**

For high resolution audio measurements, multiplies UP in frequency.

- Great for PL tones
  - Multiplies by 10 or 100
  - 0.01 Hz resolution!
- \$29.95 Kit \$39.95 Wired

**ACCESSORIES**

Telescopic whip antenna - BNC plug	\$ 7.95
High impedance probe, light loading	15.95
Low pass probe, for audio measurements	15.95
Direct probe, general purpose usage	12.95
Tilt bail, for CT 70, 90, MINI-100	3.95
Color burst calibration unit, calibrates counter against color TV signal	14.95


**COUNTER PREAMP**

For measuring extremely weak signals from 10 to 1,000 MHz. Small size, powered by plug transformer-included.

- Flat 25 db gain
  - BNC Connectors
  - Great for sniffing RF with pick-up loop
- \$34.95 Kit \$44.95 Wired

**ramsey electronic's, inc.**

2575 Baird Rd. Penfield, NY 14526



PHONE ORDERS  
 CALL 716-586-3950

**TERMS**

Satisfaction guaranteed - examine for 10 days, if not pleased return in original form for refund. Add 5% for shipping insurance to a maximum of \$10. Overseas add 15%. COD add \$2. Orders under \$10. add \$1.50. NY residents add 7% tax.



# SEMICONDUCTORS SURPLUS


64

MINIMUM ORDER \$10.00



**\$69.99  
each**

**THE CORDLESS EXTENSION TELEPHONE "ESCORT"**  
Good for up to 300 ft. away from the base unit.  
(Call for quantity prices of 10 and up.)



**NEW AA NICADS - GE Part #41B905HD11-G1**  
Pack of 6 for \$5.00 OR 60 cells, ten packs - \$45.00

## CONNECTORS

PL-258		2 female to 1 BNC male	3.75
UHF female to UHF female	1.69	UG 21	
M-359		Type N male	3.60
UHF 90°	2.50	UG 23	
UG363 UHF double female		Type N female	3.75
Panel mount	2.99	PL-259	.69
UHF M		SO-239	.69
PL-259 to RCA	.90	F 61 female chassis mount connector with hex nut	10 1.99
F71-1115		UG 306	
4 pin plug	.75	BNC male to female 90°	2.59
F71-1116		UG255	
4 pin jack	.75	BNC male to female 90°	2.79
F71-1120		UG 491	
6 pin plug	.85	BNC male to 80-239 female	3.00
F71-1121		UG 1094 BNC female chassis mount	.80
6 pin jack	.85	UG 914	
Din plug & jack		BNC female to BNC female	
5 pin male & female	.49	RS-232 Hoods	1.00
BNC UG260		RS-232 Male PCB type	2.00
BNC male for RG 59U	1.25	RS-232 Female PCB type	2.00
BNC UG88U		Centronics male	6.99
BNC male for RG 58U		F-59 connector for UG 59U cable	100/13.95 or 10/2.00
UG 273			
BNC female to PL-259	2.50		
UG 274			
BNC T			

## RF Transistors

MRF203	P.O.R.	MRF422	41.40	MRF604	2.07
MRF216	31.00	MRF428	46.00	MRF629	3.45
MRF221	10.90	MRF428A	46.00	MRF648	33.35
MRF226	12.65	MRF426	15.50	MRF901	2.15
MRF227	3.45	MRF426A	15.50	MRF902	8.00
MRF238	12.65	MRF449	12.65	MRF904	3.00
MRF240	15.50	MRF449A	12.65	MRF911	3.00
MRF245	34.00	MRF450	13.80	MRF5176	3.00
MRF247	34.00			MRF8004	2.10
MRF262	9.20	MRF450A	13.80	BFR90	1.30
MRF314	20.70	MRF452	15.00	BFR91	1.65
MRF406	13.80	MRF453 GE185	17.25	BFR96	2.20
MRF412	25.30	MRF454	19.90	BFW92A	1.15
MRF421	36.80	MRF454A	21.83	BFW92	1.00
MRF422A	41.40	MRF455	16.00	MMCM918	14.30
		MRF455A	16.00	MMCM2222	15.65
		MRF458	19.90	MMCM2369	15.00
		MRF472	1.00	MMCM2484	15.25
		MRF474	3.00	MMCM3960A	24.30
		MRF475	2.90	MWA120	10.00
		MRF476 C1306	2.90	MWA130	10.00
		MRF477	11.50	MWA210	10.00
		MRF485	3.00	MWA220	10.00
		MRF492	23.00	MWA230	10.00
		MRF502	1.04	MWA310	10.00

## TUBES

6KD6	5.00	811A	20.00
6LQ6/6JE6	6.00	6360	4.69
6MJ6/6LQ6/6JE6C	10.00	6939	30.00
6LF6/6MH6	6.60	6146	7.95
12BY7A	4.00	6146A	9.00
2E26	4.69	6146B, 8298	9.99
4X150A	29.99	6146W	12.95
4CX250B	45.00	6550A	10.00
4CX250R	69.00	8908	14.00
4CX300A	109.99	8950	13.00
4CX350A/8321	100.00	4-400A	145.00
4CX350F/J/8904	100.00	4-400C	145.00
4CX1500B/8660	300.00	572B/T160L	44.00
		7289	39.99
		3-1000Z	229.00
		3-500Z	141.00

Motorola rf amplifier.  
544-4001-002, similar to type MHW 401-2.  
1.5 Watts output.  
440-512 MHz.  
15 dB gain min. **\$29.99 each**

Motorola rf transistors.  
Selection Guide & Cross-Reference  
Catalog.  
43 pgs. **\$1.99 each**

## Transistors

2N3959	3.85	2N5645	13.80
2N3960JANTX	10.00	2N5842	8.00
2N4072	1.80	2N5849	20.00
2N4427	1.30	2N5942	40.00
2N4429	7.00	2N5946	19.00
2N4877	1.00	2N5862	57.50
2N4959	2.30	2N6080	9.20
2N4976	15.00	2N6081	10.35
2N2857	1.55	2N5070	18.40
2N2857JAN	2.50	2N5071	20.70
2N2949	3.60	2N5108	4.00
2N2947	15.00	2N5109	1.70
2N2950	4.60	2N5179	1.00
2N3375	8.00	2N5583	4.00
2N3553	1.57	2N5589	8.65
2N3818	5.00	2N5590	10.35
2N3866	1.30	2N5591	13.80
2N3866JAN	2.50	2N5635	10.35
2N3866JANTX	4.00	2N5636	12.00
2N3925	10.00	2N5637	15.50
2N3948	2.00	2N5641	9.20
2N3950	25.00	2N5643	15.50
		A210 MRF517	2.00
		BLY38	5.00
		40280 2N4427	1.30
		40281 2N3920	7.00
		40282 2N3927	17.25
		MMT74	1.04

## TRANSISTORS/IC'S

Motorola MHW 252 VHF power amplifier.  
Frequency range: 144-148 MHz.  
Output power: 25W.  
Minimum gain: 19.2 dB.  
**\$39.99 each**

## CABLE TIES

1/2 T-18R 100 per bag  
mil. spec. #MS-3368S, 4"  
Made by Tyton Corp.  
**\$2.50 per bag 10 bags - \$20.00**

## CORES AND BEADS

#43	Shield Bead	4/1.00
#61	Toroid	3/1.00
#43	Balun	10/1.00
#61	Balun	8/1.00
#61	Balun	6/1.00
#61	Balun	4/1.00
#61	Beads	10/1.00
	Ferrite Rod 1/4 x 7 1/2	2.99
	Ferrite Beads 1/8" long	12/1.00
	Ferrite Beads 3/8" long	6/1.00
	Ferrite Beads 1/16" long	12/1.00



## Plug Ins

Model#	Description	Make	Quantity	Price
1783A	Time Mark Generator	Hewlett Packard	1	\$ 69.99 each
1A1	Dual Trace	Tektronix	4	\$ 350.00 each
1A2	Dual Trace	Tektronix	1	\$ 250.00 each
2A63	Differential Amp.	Tektronix	1	\$ 100.00 each
1A4	Four Channel Amp.	Tektronix	4	\$ 450.00 each
1S1	Sampling Unit	Tektronix	1	\$ 250.00 each
3A72	Dual Trace Amp.	Tektronix	1	\$ 250.00 each
53/54C	Dual Trace Calibrated Preamp	Tektronix	5	\$ 79.99 each
3A75	Amplifier	Tektronix	1	\$ 100.00 each
N	Sampling Unit	Tektronix	1	\$ 100.00 each
1754A	Four Channel Amp.	Hewlett Packard	3	\$ 90.00 each
1750B	Dual Trace Vertical Amp.	Hewlett Packard	1	\$ 70.00 each
3T77	Sampling Sweep	Tektronix	1	\$ 250.00 each
3T4	Programmable Sampling Sweep	Tektronix	1	\$ 200.00 each
10A1	Differential Amp.	Tektronix	2	\$ 100.00 each
3S76	Sampling Dual Trace	Tektronix	1	\$ 250.00 each

## Equipment

CDC5	Decade Capacitance	Cornell/Dubilier	4	\$ 19.00 each
CDC3	Decade Capacitance	Cornell/Dubilier	2	\$ 19.00 each
204B	Dialomatic Volt Meter	Wavetek	1	\$ 100.00 each
201	Dialomatic Volt Meter	Wavetek	1	\$ 100.00 each
10411A	Horizontal Gain Calibrator	Hewlett Packard	1	\$ 39.95 each
422	Oscilloscope	Tektronix	1	\$ 900.00 each
PS163	Oscilloscope	Sencore	1	\$ 409.95 each
175A	Oscilloscope Includes: plug ins; 1781B Delay Generator 1754A 4 Channel Amp.	Hewlett Packard	2	\$ 400.00 each
71D	Capacitance/Inductance includes: 94A Digital Display 15A Bias Supply	Boonton Elect.	1	\$ 200.00 each
2200	Filter	Krhon-Hite	1	
8100	Automatic Counter	Dana	1	\$ 300.00 each
5245L	Electronic Counter includes: 5253A Freq. Counter 100-500 M.C.	Hewlett Packard	1	\$ 950.00 each
6220	Frequency Multiple/Counter	Systron Donner	2	\$ 150.00 each
1915A	Variable Transition Time Output	Hewlett Packard	1	\$ POR
A202-292-4	Strip Chart Recorder	Gulton	1	\$ 29.99 each
1784A	Strip Chart Recorder	Hewlett Packard	1	\$ 150.00 each
414A	Auto Volt Meter	Hewlett Packard	1	\$ POR
3200B	VHF Oscillator	Hewlett Packard	1	\$ 750.00 each
431C	Power Meter	Hewlett Packard	1	\$ 250.00 each
431B	Power Meter	Hewlett Packard	1	\$ 150.00 each
TF1041C	Vacuum Tube Volt Meter	Marconi Instrument	1	\$ 79.99 each
6328A/401B	Power Meter	Spectra Physics	1	\$ 49.99 each
71A	Capacitance/Inductance Meter	Boonton Elect.	1	\$ 300.00 each
3121	Selective Volt Meter	Rycon	1	\$ 99.99 each
353A	Patch Panel	Hewlett Packard	1	\$ 100.00 each
DC1108A	Precision Volt Meter	Calibration Standards	1	\$ 69.99 each
691B	Sweep Oscillator	Hewlett Packard	1	\$ 200.00 each
ME11/U	RF Watt Meter With Case	Bird Elect.	1	\$ 100.00 each
1133A	Frequency Converter	General Radio	1	\$ 199.00 each
M68 U Cana	Microcomputer Analyzer	Motorola	1	\$2000.00 each
74C58	Capacitance Bridge	Boonton Elect.	1	\$ 300.00 each
190A	Constant Amplitude Signal Generator	Tektronix	1	\$ 100.00 each
TF1066B	F.M. Signal Generator	Marconi Instruments	1	\$1000.00 each
300	Potentiometric Volt Meter	Electro Scientific	1	\$ 250.00 each
530	Semiconductor Tester	B&K Precision	1	\$ 350.00 each
75D	Direct Capacitance Bridge	Boonton Elect.	1	\$1000.00 each
180A	Time Mark Generator	Tektronix	1	\$ 49.00 each
1521B	Graphic Level Recorder	General Radio	1	\$ 500.00 each
6M901	Monochrome TV Monitor	Setchell/Carlson	1	\$ 155.00 each
103	Automatic plug in Bread Board	A.P. Products	1	\$ 75.00 each
101	Automatic plug in Bread Board	A.P. Products	1	\$ 50.00 each
MAG-4000	Microwave Circulator 2-4GHZ 20db ins. 3/10 loss 1.15-1 SWR	Microwave Assoc.		\$ 50.00 each
MA71508	Microwave Circulator 1.71-1.85 GHZ 20 db ins 3/10 loss 1.15-1 SWR	Microwave Assoc.		\$ 50.00 each
HP3503	Microwave Switch .5-12.4 GHZ	Hewlett Packard		\$ 50.00 each



# COMMUNICATIONS CENTER


AND YOU THOUGHT CHRISTMAS WAS OVER!

## 1-800-228-4097

CALL TOLL FREE

MIRAGE • TEMPO • PANASONIC • SONY • APPLE • DENTRON • DRAKE • ICOM • YAESU • KENWOOD • E.T.O.

HUSTLER • TELEX • CUSHCRAFT • DAIWA • BENCHER • TRAC • J.I.L. • C.D.E. • KANTRONICS • AVANTI • CENTURION



### JIL SX-200 Programmable Scanner

- Type: FM & AM
- Frequency Range: a) 26—57.995 MHz Freq. Space 5kHz; b) 58—88 MHz Freq. Space 12.5 kHz; c) 108—180 MHz Freq. Space 5 kHz; d) 380—514 MHz Freq. Space 12.5 kHz
- Sensitivity: FM: a) 26—180 MHz 0.4uV S/N 12dB; b) 380—514 MHz 1.0uV S/N 12dB; AM: a) 26—180 MHz 1.0uV S/N 10dB; b) 380—514 MHz 2.0uV S/N 10dB
- Selectivity: FM: More than 60 dB at 25 kHz; AM: More than 60 dB at 10 kHz
- Audio Output: 2 Watts
- External Speaker Impedance: 4—8 ohms
- Power Supply: 12V DC (included)
- Antenna Impedance: 50 — 75 ohms, Whip of External Antenna with LO/DX Control (20 dB ATT.)
- Frequency Stability: 26 — 180 MHz within 300 Hz; 380 — 514 MHz within 1 KHz (at normal temperature)

NAV \$499.95

### INTRODUCTORY SPECIAL \$389.95

#### INTRODUCING THE: JIL SX-100 SCANNER

16 Channels, 30-54 MHz; 140-180 MHz. Digital Clock. Date Display. 110 V. AC or 12-16 V. DC. Seek Rate: Fast 10ch/sec Slow 5ch/sec Bright Green 9 Digit Frequency Display. Ext. Antenna Jack. Ext. Speaker Jack. Large Top Mounting Bracket. Scan Rate: Fast 8ch/sec Slow 4ch/sec Scan Delay Time Variable 0-4 sec.

UNBELIEVABLY PRICED AT A LOW \$199.95



\*NAV \$399.00

### PANASONIC RF-3100

- FM/MW/SW RADIO
- AC/BATTERY OPERATION
- 31 BAND COVERAGE
- QUARTZ SYNTHESIZED TUNING
- 5 DIGIT FREQUENCY READOUT
- LIMITED 2 YEAR WARRANTY



SP-230 TS-830S VFO-230



R-600

### MIRAGE B-108 Two Meter Amplifier

Features: 10W in — 80W out, Built-in Receive Preamp, Adjustable Delay for SSB, Automatic Internal or External Relay Switching, Frequency Range 144 to 148 MHz. Works for SSB, CW or FM Modes, Receive Preamp Provides 10db Gain Min., 5 year Warranty (1 Year on Power Trans.).

OUR PRICE \$159.95



\*NAV \$179.95

### OUR MOST POPULAR HANDIE-TALKIE IS ON SALE THIS MONTH!! ICOM IC-2A

Features: 800 Channels, Output 1.5W or 0.15W, Separate Built-in Speaker and Mic, Optional Speaker/Mic Available. Comes with Rubber Duck Antenna, Battery, and Charger.

CALL FOR DISCOUNT PRICES



PRICES SUBJECT TO CHANGE AND AVAILABILITY

YOUR

WE TRADE WE EXPORT

## ELECTRONICS CENTER

1840 "O" Street Lincoln, Nebraska 68508  
In Nebraska Call (402) 476-7331

Nationally Advertised Value


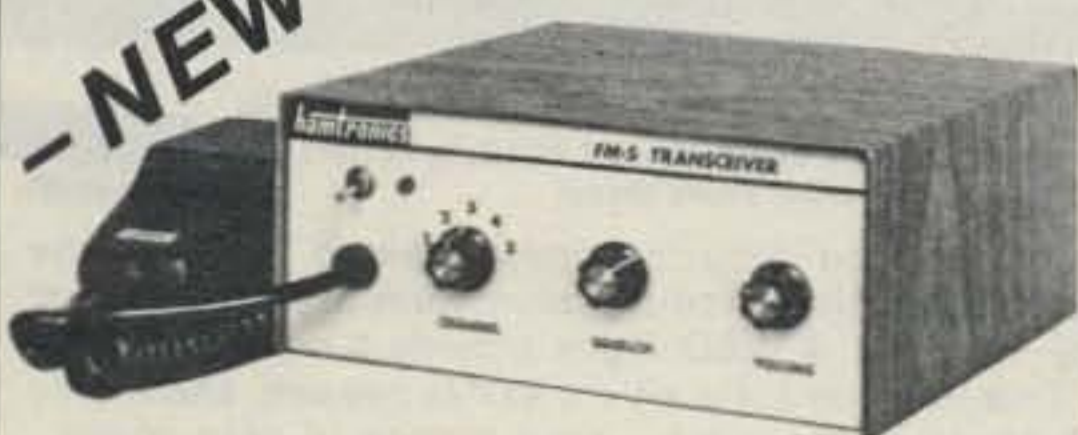




- FM • SSB • CW • ATV • OSCAR
- LINKS • REPEATERS • TRANSMITTERS
- RECEIVERS • PREAMPS • CONVERTERS
- TRANSCEIVERS • POWER SUPPLIES • PA'S

# QUALITY VHF/UHF KITS AT AFFORDABLE PRICES

**- NEW -**



FM-5 PC Board Kit - **ONLY \$159.95**  
complete with controls, heatsink, etc.




## SAVE A BUNDLE ON VHF FM TRANSCEIVERS!

10 watts, 5 Channels, for 6M, 2M, or 220

★  
**SPECIAL  
OFFER**

Free cabinet kit, complete  
with speaker, knobs, connectors,  
hardware. A \$59.95 value,  
yours free with purchase  
of kit. Hurry!  
Offer limited. ★

## HIGH QUALITY FM MODULES FOR REPEATERS, LINKS, TELEMETRY, ETC.



- **R76 VHF FM RECEIVER** for 10M, 6M, 2M, 220, or commercial bands. Fantastic selectivity options. Kits from \$84.95 to \$109.95
- **R450 UHF FM RECEIVER** for 380-520 MHz bands. Kits in selectivity options from \$94.95
- **R110 VHF AM RECEIVER** Kit for vhf aircraft band or ham bands. Only \$84.95.

- **COR KITS** With audio mixer and speaker amplifier. Only \$29.95.
- **CWID KITS** 158 bits, field programmable, clean audio. Only \$59.95.
- **A16 RF TIGHT BOX** Deep drawn alum. case with tight cover and no seams. 7 x 8 x 2 inches. Only \$18.00.
- **SCANNER CONVERTERS** Copy 72-76, 135-144, 240-270, 400-420, or 806-894 MHz bands on any scanner. Wired/tested Only \$79.95.

- **T51 VHF FM EXCITER** for 10M, 6M, 2M, 220 MHz or adjacent bands. 2 Watts continuous. Kits only \$54.95.
- **T451 UHF FM EXCITER** 2 to 3 Watts on 450 ham band or adjacent. Kits only \$64.95.
- **VHF & UHF LINEAR AMPLIFIERS.** Use on either FM or SSB. Power levels from 10 to 45 Watts to go with exciters & xmtg converters. Kits from \$69.95.



### VHF & UHF TRANSMITTING CONVERTERS

For SSB, CW, ATV, FM, etc. Available for 6M, 2M, 220, 440 with many IF input ranges. Converter board kit only at \$79.95 (VHF) or \$99.95 (UHF) or kits complete with PA and cabinet as shown.



### VHF & UHF RECEIVING CONVERTERS

20 Models cover every practical rf and if range to listen to SSB, FM, ATV, etc. on 6M, 2M, 220, 440, and 110 aircraft band. Even convert weather down to 2M! Kits from \$39.95 and wired units.



### VHF & UHF RECEIVER

**PREAMPS.** Low noise.

VHF Kits from 27 to 300 MHz. UHF Kits from 300 to 650 MHz. Broadband Kits: 20-650 MHz. Prices start at \$14.95 (VHF) and \$18.95 (UHF). All preamps and converters have noise figure 2dB or less.

- **Call or Write for FREE CATALOG** (Send \$1.00 or 4 IRC's for overseas MAILING)
- **Order by phone or mail** • Add \$2 S & H per order (Electronic answering service evenings & weekends)
- Use VISA, MASTERCARD, Check, or UPS COD.

**hamtronics, inc.**

65-R MOUL RD. • HILTON NY 14468  
Phone: 716-392-9430

Hamtronics® is a registered trademark



We now have available a bunch of goodies too good to bypass. Items are limited so order today

Call Your Phone Order in Today  
TERMS: Satisfaction guaranteed or money refunded. C.O.D. add \$2.00. Minimum order \$6.00. Orders under \$10.00 add \$1.50. Add 5% for postage, insurance, handling. Overseas add 15%. N.Y. residents add 7% tax.

**MINI KITS - YOU HAVE SEEN THESE BEFORE NOW  
HERE ARE OLD FAVORITE AND NEW ONES TOO.  
GREAT FOR THAT AFTERNOON HOBBY.**

**FM MINI MIKE**

A super high performance FM wireless mike kit! Transmits a stable signal up to 300 yards with exceptional audio quality by means of its built in electret mike. Kit includes case, mike, on-off switch, antenna, battery and super instructions. This is the finest unit available.

FM-3 Kit \$14.95  
FM-3 Wired and Tested 19.95

**Color Organ**

See music come alive! 3 different lights flicker with music. One light each for, high, mid-range and lows. Each individually adjustable and drives up to 300 W. runs on 110 VAC.

Complete kit, ML-1 \$8.95

**Video Modulator Kit**  
Converts any TV to video monitor. Super stable, tunable over ch. 4-6. Runs on 5-15V. accepts std. video signal. Best unit on the market! Complete kit, VD-1 \$7.95

**Led Blinky Kit**  
A great attention getter which alternately flashes 2 jumbo LEDs. Use for name badges, buttons, warning panel lights, anything! Runs on 3 to 15 volts. Complete kit, BL-1 \$2.95

**CPO-1**  
Runs on 3-12 Vdc 1 wall out, 1 KHZ good for CPO, Alarm, Audio Oscillator. Complete kit \$2.95

**Super Sleuth**  
A super sensitive amplifier which will pick up a pin drop at 15 feet! Great for monitoring baby's room or as general purpose amplifier. Full 2 W rms output, runs on 6 to 15 volts, uses 8-45 ohm speaker. Complete kit, BN-9 \$5.95

**CLOCK KITS**

Your old favorites are here again. Over 7,000 Sold to Date. Be one of the gang and order yours today!

Try your hand at building the finest looking clock on the market. Its satin finish anodized aluminum case looks great anywhere, while six .4" LED digits provide a highly readable display. This is a complete kit, no extras needed, and it only takes 1-2 hours to assemble. Your choice of case colors: silver, gold, black (specify).  
Clock kit, 12/24 hour, DC-5 \$24.95  
Clock with 10 min. ID timer, 12/24 hour, DC-10 \$29.95  
Alarm clock, 12 hour only, DC-8 \$29.95  
12V DC car clock, DC-7 \$29.95

For wired and tested clocks add \$10.00 to kit price. SPECIFY 12 OR 24 HOUR FORMAT

**FM Wireless Mike Kit**

Transmits up to 300' to any FM broadcast radio, uses any type of mike. Runs on 3 to 9V. Type FM-2 has added sensitive mike preamp stage.

FM-1 kit \$3.95 FM-2 kit \$4.95

**Whisper Light Kit**

An interesting kit, small mike picks up sounds and converts them to light. The louder the sound, the brighter the light. Includes mike, controls up to 300 W, runs on 110 VAC.

Complete kit, WL-1 \$6.95

**Tone Decoder**

A complete tone decoder on a single PC board. Features: 400-5000 Hz adjustable range via 20 turn pot, voltage regulation, 567 IC. Useful for touch-tone burst detection, FSK, etc. Can also be used as a stable tone encoder. Runs on 5 to 12 volts. Complete kit, TD-1 \$5.95

**Car Clock**

The UN-KIT, only 5 solder connections

Here's a super looking, rugged and accurate auto clock, which is a snap to build and install. Clock movement is completely assembled - you only solder 3 wires and 2 switches, takes about 15 minutes! Display is bright green with automatic brightness control photocell - assures you of a highly readable display, day or night. Comes in a satin finish anodized aluminum case which can be attached 5 different ways using 2 sided tape. Choice of silver, black or gold case (specify)

DC-3 kit, 12 hour format \$22.95  
DC-3 wired and tested \$29.95

**Universal Timer Kit**

Provides the basic parts and PC board required to provide a source of precision timing and pulse generation. Uses 555 timer IC and includes a range of parts for most timing needs.

UT-5 Kit \$5.95

**Mad Blaster Kit**

Produces LOUD ear shattering and attention getting siren like sound. Can supply up to 15 watts of obnoxious audio. Runs on 6-15 VDC

MB-1 Kit \$4.95

**Siren Kit**

Produces upward and downward wail characteristic of a police siren. 5 W peak audio output, runs on 3-15 volts, uses 3-45 ohm speaker.

Complete kit, SM-3 \$2.95

50 Hz Time Base  
Runs on 5-15 VDC. Low current (2.5ma) 1 min/month accuracy TB-7 Kit \$5.95  
TB-7 Assy \$9.95

**Calendar Alarm Clock**

The clock that's got it all: 6-5" LEDs, 12/24 hour, snooze, 24 hour alarm, 4 year calendar, battery backup, and lots more. The super 7001 chip is used. Size: 5x4x2 inches. Complete kit, less case (not available) DC-9 \$34.95

**Under Dash Car Clock**

12/24 hour clock in a beautiful plastic case features 6 jumbo RED LEDs, high accuracy (.001%), easy 3 wire hookup, display blanks with ignition, and super instructions. Optional dimmer automatically adjusts display to ambient light level.  
DC-11 clock with mtg bracket \$27.95 kit  
DM-1 dimmer adapter \$2.50  
Add \$10.00 Assy. and Test

**Video Terminal**

A completely self-contained, stand alone video terminal card. Requires only an ASCII keyboard and TV set to become a complete terminal unit. Features are: single 5V supply, XTAL controlled sync and baud rates (to 9600), complete computer and keyboard control of cursor, Parity error control and display. Accepts and generates serial ASCII plus parallel keyboard input. The 6416 is 64 char by 16 lines with scrolling, upper and lower case (optional) and has RS-232 and 20ma loop interfaces on board. Kits include sockets and complete documentation.  
RE 6416, terminal card kit (add \$60.00 for wired unit) \$189.95  
Lower Case option \$13.95  
Power Supply \$14.95  
RF Modulator kit \$7.95

**PARTS PARADE**

**IC SPECIALS**

LINEAR	TTL
301 \$ .35 324 \$1.50 380 \$1.50 555 \$ .45 556 \$1.00 565 \$1.00 566 \$1.00 567 \$1.25 741 10/\$2.00 1458 \$ .50 3900 \$ .50 3914 \$2.95 8038 \$2.95	74S00 \$ .40 7447 \$ .65 7475 \$ .50 7490 \$ .50 74196 \$1.35
CMOS	SPECIAL
4011 \$ .50 4013 \$ .50 4046 \$1.85 4049 \$ .50 4059 \$9.00 4511 \$2.00 4518 \$1.35 5639 \$1.75	11C90 \$15.00 10116 \$ 1.25 7208 \$17.50 7207A \$ 5.50 7216D \$21.00 7107C \$12.50 5314 \$ 2.95 5375AB/G \$ 2.95 7001 \$ 6.50
READOUTS	FERRITE BEADS
FND 359 4" C.C. \$1.00 FND 507/510 5" C.A. 1.00 MAN 72/HP7730 33" C.A. 1.00 HP 7851 .43" C.A. 2.00	With info and specs 15/\$1.00 6 Hole Balun Beads 5/\$1.00

Resistor Ass't	Crystals
Assortment of Popular values - 1/4" watt. Cut lead for PC mounting, 1/2" center, 1/2" leads, bag of 300 or more. \$1.50	3.579545 MHZ \$1.50 10.00000 MHZ \$5.00 5.248800 MHZ \$5.00
Switches	AC Adapters
Mini toggle SPDT \$1.00 Red Pushbuttons N.O. 3/\$1.00	Good for clocks, nicad chargers, all 110 VAC plug one end 8.5 vdc @ 20 mA \$1.00 16 vac @ 160mA \$2.50 12 vac @ 250mA \$3.00
Earphones	Solid State Buzzers
3" leads, 8 ohm, good for small tone speakers, alarm clocks, etc. 5 for \$1.00	small buzzer 450 Hz, 86 dB, sound output on 5-12 vdc at 10-30 mA, TTL compatible. \$1.50
Slug Tuned Coils	AC Outlet
Small 3/16" Hex Slugs turned coil. 3 turns. 10 for \$1.00	Panel Mount with Leads 4/\$1.00
CAPACITORS	DC-DC Converter
TANTALUM Dipped Epoxy 1.5 uF 25V 3/\$1.00 1.8 uF 25V 3/\$1.00 .22 uF 25V 3/\$1.00	+5 vdc input prod. -9 vdc @ 30ma +9 vdc produces -15 vdc @ 35ma \$1.25
ALUMINUM Electrolytic 1000 uF 16V Radial \$ .80 500 uF 20V Axial \$ .50 150 uF 16V Axial 5/\$1.00 10 uF 15V Radial 10/\$1.00	Ceramic IF Filters Mini ceramic filters 7 kHz B.W. 455 kHz \$1.50 ea.
DISK CERAMIC 01 16V disk 20/\$1.00 1 16V 15/\$1.00 001 16V 20/\$1.00 100 pF 20/\$1.00 047 16V 20/\$1.00	25K 20 Turn Trim Pot \$1.00 1K 20 Turn Trim Pot \$ .50

**Audio Prescaler**  
Make high resolution audio measurements, great for musical instrument tuning, PL tones, etc. Multiplies audio UP in frequency, selectable x10 or x100, gives .01 HZ resolution with 1 sec. gate time! High sensitivity of 25 mv, 1 meg input z and built-in filtering gives great performance. Runs on 9V battery, all CMOS.  
PS-2 kit \$29.95  
PS-2 wired \$39.95

**600 MHz PRESCALER**  
Extend the range of your counter to 600 MHz. Works with all counters. Less than 150 mv sensitivity, specify -10 or -100  
Wired, tested, PS-1B \$59.95  
Kit, PS-1B \$44.95

**30 Watt 2 mtr PWR AMP**  
Simple Class C power amp features 8 times power gain, 1 W in for 8 out, 2 W in for 15 out, 4W in for 30 out. Max output of 35 W, incredible value, complete with all parts, less case and T-R relay.  
PA-1, 30 W pwr amp kit \$22.95  
TR-1, RF sensed T-R relay kit 6.95

**Power Supply Kit**  
Complete triple regulated power supply provides variable 6 to 18 volts at 200 ma and +5 at 1 Amp. Excellent load regulation, good filtering and small size. Less transformers, requires 6.3 V 1/2 A and 24 VCT.  
Complete kit, PS-3LT \$6.95

**OP-AMP Special**  
BI-FET LF 13741 - Direct pin for pin 741 compatible, but 500,000 MEG input z, super low 50 pa input current, low power drain.  
50 for only \$9.00 10 for \$2.00

TRANSISTORS	Diodes
2N3904 NPN C-F 15/\$1.00 2N3906 PNP C-F 15/\$1.00 2N4403 PNP C-F 15/\$1.00 2N4410 NPN C-F 15/\$1.00 2N4916 FET C-F 4/\$1.00 2N5401 PNP C-F 5/\$1.00 2N8028 C-F 4/\$1.00 2N3771 NPN Silicon \$1.50 2N5179 UHF NPN 3/\$2.00 Power Tab PNP 40W 3/\$1.00 Power Tab PNP 40W 3/\$1.00 MPF 102/2N5454 \$ .90 NPN 3904 Type T-R 50/\$2.50 PNP 3906 Type T-R 50/\$2.50 2N3055 \$ .90 2N2646 UJT 3/\$2.00	5.1 V Zener 20/\$1.00 1N914 Type 50/\$1.00 1KV 2Amp 8/\$1.00 100V 1Amp 15/\$1.00
25 AMP 100V Bridge \$1.50 each	Coax Connector
Mini-Bridge 50V 1 AMP 2 for \$1.00	Small 1" diameter 1/4" thick crystal mike cartridge \$ .75
	Nice quality clips 5 for \$1.00 1/4" Rubber Grommets 10 for \$1.00
	6 pin type gold contacts for mA-1003 car clock module price .75 ea.
	8 pin type gold contacts for mA-1003 car clock module price .75 ea.
	Mini RG-174 Coax 10 ft. for \$1.00
	3 Volt Battery Clips 5 for \$1.00 1/4" Rubber Grommets 10 for \$1.00
	Ass't of chokes, disc caps, tant, resistors, transistors, diodes, MICA caps etc sm. bag (100 pc) \$1.00 lg. bag (300 pc) \$2.50
	Leds - your choice, please specify Mini Red, Jumbo Red, High Intensity Red, Illuminator Red 8/\$1 Mini Yellow, Jumbo Yellow, Jumbo Green 6/\$1
	Varactors Motorola MV 2209 30 PF Nominal cap 20-80 PF - Tunable range - .50 each or 3/\$1.00

Regulators	Shrink Tubing Nubs	Mini TO-92 Heat Sinks
7812 \$1.00 7815 \$1.00 7905 \$1.25 7912 \$1.25 7915 \$1.25	Nice precut pcs of shrink size: 1" x 1/4" shrink to 1/8". Great for splices. 50/\$1.00	Thermalloy Brand 5 for \$1.00 To-220 Heat Sinks 3 for \$1.00
Opto Isolators - 4N28 type \$1.50 ea.	Opto Reflectors - Photo diode + LED \$1.00 ea.	Molex Pins
		Molex already precut in length of 7. Perfect for 14 pin sockets. 20 strips for \$1.00
		CDS Photocells
		Resistance varies with light, 250 ohms to over 3 meg 3 for \$1.00



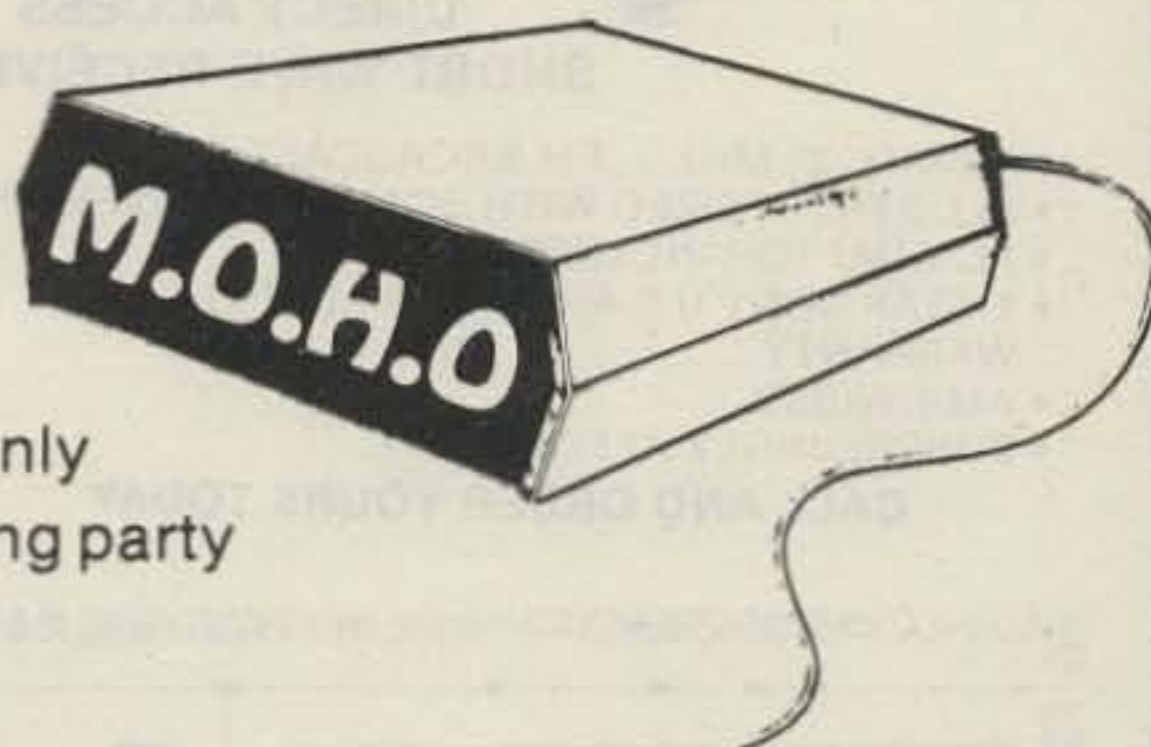
# DIGITAL RESEARCH: PARTS

## "TOP QUALITY PARTS FOR LESS"

### THE M.O.H.O.

(Sensational New Hold Device For Your Phone)

A Digital Research Exclusive. This handy item allows your home phone the **HOLD** option, formerly available only to the businessman. Enjoy the convenience of placing calling party on hold without monthly charges!



- Activates using the "★" button on your phone.
- Pleasant "Tone" to remind caller he is on hold.
- Unique 4 minute cutoff if calling party is forgotten.
- Can be used to provide music for the calling party.
- FCC Approved.

MOHO is accessible from any phone in your home.

**\$37.50**  
Assembled & Tested

**Kit \$29.95** Complete  
(For rotary dial add \$1.50 per phone)

#### POWER SUPPLY TRIPLE OUTPUT

25 Volts @ .18A  
5 Volts @ .8A  
15 Volts @ 1.25A  
Isolated independent outputs  
Positive or negative operation  
Constant Voltage Regulation  
25 Volt line adjustable with 10 turn pot from 23.5 V to 28 Volts. 120 Volt - 60Hz input Fused - H=3 1/4" W=5 1/2" D=4"  
**\$14.95**

#### Precision Hybrid Oscillator Module

Has both 1 MHz and 2 MHz TTL - outputs —Hermetically sealed —Ultra high stability over wide temp. range —originally cost over \$40.00 each — we made a super purchase from a major computer manufacturer — 5 Volt operation - fits standard 24 pin socket - Manufactured by Motorola oscillator division.



MC6871A

**3/20<sup>00</sup>**  
7<sup>50</sup> w/data

#### NEO 2137 by NEC

- Microwave R.F. transistor (N.P.N.)
- Micromold Package #37
- Dual Emitter leads
- FT to 4.5 GHz
- VCEO 10V-CC 20 MA. HFE 40-200
- Gain 10V-20MA-1GHZ = 14DB Typical
- Very low noise - High gain 1.5 DB @500 MHZ
- Cleared for high reliability space applications

COMPARE **1<sup>50</sup>**

#### 2N6058

12 AMP Darlington NPN  
VCEO - 80 VDC  
IC - 12 ADC  
HFE-3500 (Typ.) @5.0ADC  
TO-3 Case  
**1.35 ea. 3/3.50**

#### UNIVERSAL TIMER KIT

★ Adjustable from 1 sec to 1 hr.  
★ Control up to 1 amp  
"Turn Things On Or Off"  
Kit includes all parts necessary to build this exciting kit. Uses: Children's T.V. programs - Darkroom exposures - Amateur 10 min. I.D.er - Egg Timer - Intermittent Windshield Wiper. Absolutely endless uses. Complete kit including power supply, p.c. board DPDT relay, and all parts to make timer operational.  
**\$8.95**

#### Fixed Inductors

.39 uh - **6/1<sup>00</sup>** 12.5 uh - **8/1<sup>00</sup>**  
500 uh - Hash Filter  
@ 2 Amps - **4/1<sup>00</sup>**  
  
**Molded Choke**  
13 uh - **8/1<sup>00</sup>** 50 mh - **6/1<sup>00</sup>**  
1.2 mh - **8/1<sup>00</sup>**

#### Variable Inductors

30-40 uh  
.9 uh - 1.2 uh  
11 uh to 20 uh  
.25 uh - .35 uh  
.85 uh - .95 uh



**4/1<sup>00</sup>**

#### EIAJ #1SS98

NEC #4981-7E  
Microwave - Schottky barrier diode  
HP-Hot Carrier diodes  
5082-2835

**99¢ or 6/5<sup>00</sup>**

ORDER YOUR FREE 1982 CATALOG TODAY!

#### TERMS:

Add 1 postage, we pay balance. Orders under 15 add 75¢ handling. No C.O.D. We accept Visa, MasterCard and American Express cards. Tex. Res. add 5% Tax. Foreign orders (Canada 10%) add 20% P & H.

• VISA • MASTERCARD • AMERICAN EXPRESS •

## Digital Research: Parts

P.O. Box 401247 • Garland, Texas 75040

(214) 271-2461






# SONY ICF2001

DIGITAL DIRECT ACCESS SHORT WAVE RECEIVER

- 150KHz -30 MHz + FM BROADCAST
- PLL SYNTHESIZED WITH SCANNING & MEMORY
- AC ADAPTOR INCLUDED
- 1 YEAR SONY U.S.A. FACTORY LIMITED WARRANTY
- AM/CW/SSB
- SURPRISINGLY AFFORDABLE

CALL AND ORDER YOURS TODAY

## OUR BEST-SELLING MULTI-BAND!

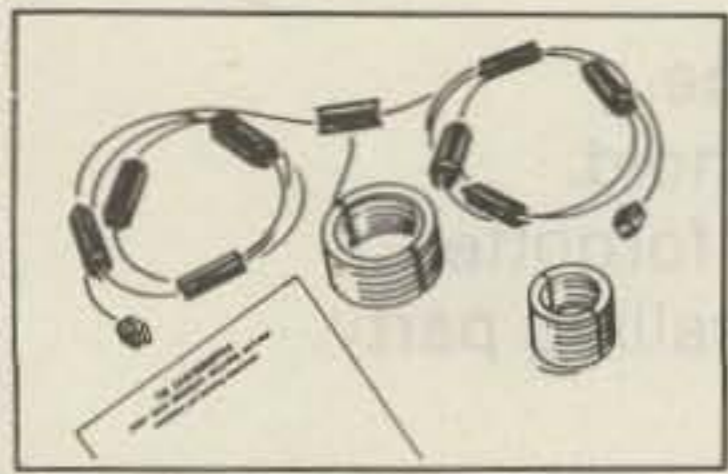


AS LOW AS \$94<sup>50</sup>

Add \$5.00 for shipping (Cont'l U.S.A.)

- One half the length of conventional half-wave dipoles
- Multi-band, Multi-frequency.
- Maximum efficiency — no traps, loading coils, or stubs.
- Fully assembled and pre-tuned — no measuring, no cutting.
- All weather rated — 1 KW AM, 2.5 KW CW or PEP SSB.
- Proven performance — more than 10,000 have been delivered.
- Permit use of the full capabilities of today's 5-band xcvs.
- One feedline for operation on all bands.

80-40HD/A 80/40 Mtr bands (69) . . .	99.00
75/40HD/A 75/40 Mtr bands (66) . . .	94.50
75-10HD/A 75/40/20/15/10 Mtr (66) . .	126.95
80-10HD/A 80/40/20/15/10 Mtr (69) . .	132.00



\$59<sup>95</sup> plus \$3.00 shipping (Cont'l U.S.)

All the world's shortwave broadcast bands are yours with the Eavesdropper All-Band antenna. Individually tuned traps make the Eavesdropper work like seven separate antennas, each tuned to a different international broadcast band. Also covers 11. and 60M bands as well. Its 100 foot, 72

## Eavesdropper SHORT WAVE BROADCAST RECEIVING ANTENNA

- AUTOMATIC BANDSWITCHING!
- COMPLETELY WEATHERPROOF!
- COMPLETE, NO ASSEMBLY NEEDED!
- 60, 49, 41, 31, 25, 19, 16, 13 & 11M BANDS!

ohm balanced feedline provides an exact match to the antenna on every band. Comes completely assembled, and ready to install with 50 ft. of 450 lb. test nylon rope. Overall length: 42'10". Wire: #14/copper clad steel. Bandswitching: Automatic. Impedance to rcvr: 50-75 ohms balanced. Only \$59.95

## AMECO ALL-BAND PREAMP! Our Most Popular Preamp

MODEL PLF-2

\$52<sup>95</sup>

plus \$3.00 shipping



MODEL PLF-2...Improves weak signals as much as image and spurious rejection of most receivers. Direct switching to rec. or preamp. Includes pwr. supp. 117 VAC wired & tested. . . . \$52.95

MODEL PLF-2E...240 VAC 50-60 Hz operation. . . . \$57.95

MODEL PT-2...For transceiver use. Continuously tunable from 6 to 160 meters. Features dual-gate FET transistor amplifier for improved receiver sensitivity and low noise figure. Requires no transceiver modifications and can handle up to 250W transceiver output, 117 VAC 60 Hz. . . . \$79.95

MODEL PT-2E...240 VAC 50-60 Hz operation \$84.95

## TRANSCOM

PROGRAMMABLE SUB AUDIBLE TONE ENCODER FOR ICOM HANDHELDS.

NEW!



\$29<sup>95</sup>

Plus \$2.00 shipping and handling

- ONLY 1.1" X 55" X .2"
- PRESET OUTPUT LEVEL FOR IC2A
- LOW TONE DISTORTION LESS THAN 1% THD
- TONE STABILITY ± .2% Hz FROM -20C TO +70C
- 1 YEAR LIMITED FACTORY WARRANTY
- 5VDC POWERED

## ICOM

WE'VE SOLD FM GEAR FOR 14 YEARS & IN OUR OPINION ICOM IS... "SIMPLY THE BEST"



IC2A, IC2AT OUR MOST POPULAR HAND HELD & THE BEST VALUE AVAILABLE

- COMPACT
- QUALITY CONSTRUCTION
- VERSATILE
- AFFORDABLE
- WIDE RANGE OF ACCESSORIES AVAILABLE

NEW!

IC3AT (220 MHz) IC4AT (440 MHz)

IC25A



A LITTLE PACKAGE WITH A LOT OF BIG FEATURES...

- 25W OUTPUT
- MEMORIES
- ENCODING MIC
- SCANNING

CALL FOR PRICE & AVAILABILITY

TO ORDER:

CALL OR WRITE. MASTER CARD, VISA, MONEY ORDERS, PERSONAL CHECKS TAKE 3 WEEKS TO CLEAR, ACCEPTED. INTERNATIONAL ORDERS WELCOME, PLEASE REQUEST PRO FORMA INVOICE.

HOURS:

MON. THRU WED. 9:30-6:00, THURS-FRI. 9:30-8:00, SAT. 9:30-3:00

STOP BY AND VISIT WHEN IN THE CHICAGOLAND AREA!!



# SPECTRONICS, INC

1009 GARFIELD ST. OAK PARK, IL. 60304

PHONE

(312) 848-6777





### 7400

SN7400N	.20	SN7472N	.29	SN74156N	.79
SN7401N	.20	SN7473N	.35	SN74157N	.69
SN7402N	.25	SN7474N	.35	SN74160N	.89
SN7403N	.25	SN7475N	.49	SN74161N	.89
SN7404N	.25	SN7476N	.35	SN74162N	.89
SN7405N	.29	SN7479N	5.00	SN74163N	.89
SN7406N	.35	SN7480N	.50	SN74164N	.89
SN7407N	.35	SN7482N	.99	SN74165N	.89
SN7408N	.29	SN7483N	.69	SN74166N	1.25
SN7409N	.29	SN7485N	.89	SN74167N	2.79
SN7410N	.25	SN7486N	.35	SN74170N	1.95
SN7411N	.29	SN7489N	1.75	SN74172N	4.95
SN7412N	.35	SN7490N	.49	SN74173N	1.39
SN7413N	.40	SN7491N	.59	SN74174N	.99
SN7414N	.69	SN7492N	.45	SN74175N	.89
SN7415N	.29	SN7493N	.45	SN74176N	.79
SN7417N	.29	SN7494N	.69	SN74177N	.79
SN7420N	.25	SN7495N	.69	SN74179N	1.49
SN7421N	.29	SN7496N	.69	SN74180N	.79
SN7422N	.45	SN7497N	3.00	SN74181N	2.25
SN7423N	.29	SN74100N	1.49	SN74182N	.79
SN7425N	.29	SN74104N	.89	SN74184N	2.49
SN7426N	.29	SN74105N	.89	SN74185N	2.49
SN7427N	.25	SN74107N	.35	SN74190N	1.25
SN7428N	.49	SN74109N	.35	SN74191N	1.25
SN7430N	.25	SN74116N	1.95	SN74192N	.89
SN7432N	.29	SN74121N	.39	SN74193N	.89
SN7437N	.25	SN74122N	.55	SN74194N	.89
SN7438N	.40	SN74123N	.59	SN74195N	.69
SN7439N	.25	SN74125N	.49	SN74196N	.89
SN7440N	.20	SN74126N	.49	SN74197N	.89
SN7441N	.89	SN74132N	.75	SN74198N	1.49
SN7442N	.59	SN74136N	.75	SN74199N	1.49
SN7443N	1.10	SN74141N	.99	SN74221N	1.25
SN7444N	1.10	SN74142N	3.25	SN74251N	.99
SN7445N	.89	SN74143N	3.49	SN74276N	1.95
SN7446N	.79	SN74144N	3.49	SN74279N	.79
SN7447N	.69	SN74145N	.79	SN74283N	1.49
SN7448N	.79	SN74147N	1.95	SN74284N	3.95
SN7450N	.20	SN74148N	1.25	SN74285N	3.95
SN7451N	.20	SN74150N	1.25	SN74365N	.69
SN7453N	.20	SN74151N	.69	SN74366N	.69
SN7454N	.20	SN74152N	.69	SN74367N	.69
SN7459A	.25	SN74153N	.79	SN74368N	.69
SN7460N	.20	SN74154N	1.25	SN74390N	1.49
SN7470N	.29	SN74155N	.79	SN74393N	1.49

### 74LS

74LS00	.29	74LS192	1.15
74LS01	.29	74LS193	1.15
74LS02	.29	74LS194	1.15
74LS03	.29	74LS195	1.15
74LS04	.29	74LS196	1.15
74LS05	.35	74LS197	1.19
74LS06	.35	74LS221	1.19
74LS08	.35	74LS240	1.49
74LS09	.35	74LS241	1.49
74LS10	.35	74LS242	1.49
74LS11	.39	74LS243	1.49
74LS12	.35	74LS244	1.49
74LS13	.59	74LS245	2.95
74LS14	.99	74LS247	1.19
74LS15	.99	74LS248	1.19
74LS16	.35	74LS249	1.19
74LS17	.35	74LS250	1.19
74LS18	.35	74LS251	1.19
74LS19	.35	74LS252	.99
74LS20	.35	74LS253	.99
74LS21	.35	74LS254	.99
74LS22	.35	74LS255	.99
74LS23	.35	74LS256	.99
74LS24	.35	74LS257	.99
74LS25	.35	74LS258	.99
74LS26	.35	74LS259	.99
74LS27	.35	74LS260	.99
74LS28	.35	74LS261	.99
74LS29	.35	74LS262	.99
74LS30	.35	74LS263	.99
74LS31	.35	74LS264	.99
74LS32	.35	74LS265	.99
74LS33	.59	74LS266	.99
74LS34	.59	74LS267	.99
74LS35	.59	74LS268	.99
74LS36	.59	74LS269	.99
74LS37	.59	74LS270	.99
74LS38	.59	74LS271	.99
74LS39	.59	74LS272	.99
74LS40	.59	74LS273	.99
74LS41	.59	74LS274	.99
74LS42	.59	74LS275	.99
74LS43	.59	74LS276	.99
74LS44	.59	74LS277	.99
74LS45	.59	74LS278	.99
74LS46	.59	74LS279	.99
74LS47	.59	74LS280	.99
74LS48	.59	74LS281	.99
74LS49	.59	74LS282	.99
74LS50	.59	74LS283	.99
74LS51	.59	74LS284	.99
74LS52	.59	74LS285	.99
74LS53	.59	74LS286	.99
74LS54	.59	74LS287	.99
74LS55	.59	74LS288	.99
74LS56	.59	74LS289	.99
74LS57	.59	74LS290	.99
74LS58	.59	74LS291	.99
74LS59	.59	74LS292	.99

### 74S

74S00	.45	74S243	3.25
74S01	.45	74S244	3.25
74S02	.45	74S245	3.25
74S03	.45	74S246	3.25
74S04	.55	74S247	3.25
74S05	.55	74S248	3.25
74S06	.50	74S249	3.25
74S07	.50	74S250	3.25
74S08	.50	74S251	3.25
74S09	.50	74S252	3.25
74S10	.45	74S253	3.25
74S11	.45	74S254	3.25
74S12	.45	74S255	3.25
74S13	.45	74S256	3.25
74S14	.45	74S257	3.25
74S15	.45	74S258	3.25
74S16	.45	74S259	3.25
74S17	.45	74S260	3.25
74S18	.45	74S261	3.25
74S19	.45	74S262	3.25
74S20	.45	74S263	3.25
74S21	.45	74S264	3.25
74S22	.45	74S265	3.25
74S23	.45	74S266	3.25
74S24	.45	74S267	3.25
74S25	.45	74S268	3.25
74S26	.45	74S269	3.25
74S27	.45	74S270	3.25
74S28	.45	74S271	3.25
74S29	.45	74S272	3.25
74S30	.45	74S273	3.25
74S31	.45	74S274	3.25
74S32	.45	74S275	3.25
74S33	.45	74S276	3.25
74S34	.45	74S277	3.25
74S35	.45	74S278	3.25
74S36	.45	74S279	3.25
74S37	.45	74S280	3.25
74S38	.45	74S281	3.25
74S39	.45	74S282	3.25
74S40	.45	74S283	3.25
74S41	.45	74S284	3.25
74S42	.45	74S285	3.25
74S43	.45	74S286	3.25
74S44	.45	74S287	3.25
74S45	.45	74S288	3.25
74S46	.45	74S289	3.25
74S47	.45	74S290	3.25
74S48	.45	74S291	3.25
74S49	.45	74S292	3.25
74S50	.45	74S293	3.25

### CA-LINEAR

CA3010H	.99	CA3089N	3.75
CA3013H	2.15	CA3096N	3.95
CA3023H	1.25	CA3130H	1.39
CA3035H	2.49	CA3140H	1.25
CA3039H	1.35	CA3160H	1.25
CA3046N	1.30	CA3401N	.59
CA3059N	3.25	CA3600N	3.50

### CD-CMOS

CD4000	.39	CD4098	2.49
CD4001	.39	CD4506	.75
CD4002	.39	CD4507	.99
CD4006	1.19	CD4508	3.95
CD4007	.25	CD4510	1.39
CD4009	.49	CD4511	1.29
CD4010	.49	CD4512	1.49
CD4011	.39	CD4514	3.95
CD4012	.25	CD4515	2.95
CD4013	.49	CD4516	1.49
CD4014	1.39	CD4518	1.79
CD4015	1.19	CD4519	.89
CD4016	.59	CD4520	1.29
CD4017	1.19	CD4526	1.79
CD4018	.99	CD4528	1.79
CD4019	.49	CD4529	1.95
CD4020	1.19	CD4543	2.79
CD4021	1.39	CD4562	11.95
CD4022	1.19	CD4566	2.79
CD4023	.79	CD4583	2.49
CD4024	.29	CD4584	.75
CD4025	.23	CD4723	1.95
CD4026	2.95	CD4724	1.95
CD4027	.69	MC14409	17.95
CD4028	.89	MC14410	18.95
CD4029	1.49	MC14411	15.95
CD4030	.49	MC14412	15.95
CD4034	3.49	MC14419	7.95
CD4035	.99	MC14433	15.95
CD4040	1.49	MC14538	2.49
		MC14541	1.95

## Bulova Quartz Ladies Watches

ONE YEAR FACTORY WARRANTY

YOUR CHOICE — 50%-OFF SUGG. RETAIL PRICE  
CALL OR SEND ORDER IN REFERENCING TO THIS AD FOR SPECIAL PRICE  
Because of Limited Supply, please provide a second and third choice  
EXAMPLE: 82395-5Y, SUGG. RETAIL \$140.00, 50% OFF—YOUR COST \$70.00

### LITRONIX Stick Display Sale

MULTI-DIGIT REFLECTOR ARRAYS FOR CLOCKS

PART NO.	QTY.	PRICE	2 FOR SALE
CL-888 (100)	100	1.95	2/3.95
CL-888 (100)	100	1.95	2/3.95
CL-888 (100)	100	1.95	2/3.95

### NATIONAL Stick Display Sale

LED NUMERIC ARRAYS

PART NO.	QTY.	PRICE	2 FOR SALE
NS-100 (100)	100	1.95	2/3.95
NS-100 (100)	100	1.95	2/3.95
NS-100 (100)	100	1.95	2/3.95

### COMPUTER GRADE CAPACITORS

MFD	WVDC	PRICE	MFD	WVDC	PRICE	MFD	WVDC	PRICE
250	15	1.95	10,000	15	2.95	24,000	20	2.95
500	20	2.49	10,000	16	3.95	27,000	20	2.95
1,000	25	2.99	11,000	19	4.95	32,000	25	4.95
1,500	25	1.95	11,000	55	5.49	40,000	25	5.95
1,500	50	2.99	11,000	90	8.95	40,000	10	5.95
2,000	10	2.95	12,000	12	2.95	50,000	20	7.95
2,500	100	3.95	14,000	12	2.95	52,000	25	5.95
2,500	50	3.95	14,000	35	3.95	55,000	15	5.95
2,500	15	2.95	18,000	10	3.95	58,000	20	5.95
3,000	25	1.95	20,000	20	2.95	58,000	10	7.95
3,500	40	3.95	20,000	55	3.95	73,000	5	7.95
4,000	50	3.95	21,000	10	3.95	80,000	15	5.95
5,000	25	4.49	22,000	7	1.95	90,000	10	8.95
6,100	40	2.49	23,000	10	2.95	100,000	10	8.95
6,600	50	4.95	23,000	20	3.95	200,000	3	17.95

### LOW PROFILE (TIN) SOCKETS

1-24	25-49	50-100
8 pin LP	.17	.15
14 pin LP	.20	.19
16 pin LP	.22	.21
18 pin LP	.29	.28
20 pin LP	.34	.32
22 pin LP	.37	.36
24 pin LP	.38	.36
28 pin LP	.45	.44
36 pin LP	.60	.58
40 pin LP	.63	.61

### SOLDERTAIL (GOLD) STANDARD

1-24	25-49	50-100
8 pin SG	.39	.31
14 pin SG	.49	.41
16 pin SG	.54	.44
18 pin SG	.59	.48
24 pin SG	.79	.69
28 pin SG	1.10	.90
36 pin SG	1.65	1.25
40 pin SG	1.75	1.45

### WIRE WRAP SOCKETS (GOLD) LEVEL #3

1-24	25-49	50-100
8 pin WW	.59	.45
10 pin WW	.69	.58
14 pin WW	.79	.67
16 pin WW	.85	.77
18 pin WW	.99	.81
20 pin WW	1.19	.99
22 pin WW	1.40	1.23
24 pin WW	1.39	1.26
28 pin WW	1.69	1.53
36 pin WW	2.19	1.99
40 pin WW	2.29	2.09

### 1/4 WATT RESISTOR ASSORTMENTS - 5%

||
||
||



# DEALER DIRECTORY

## Phoenix AZ

The Southwest's most progressive communications company stocking Kenwood, Icom, Yaesu, MFJ, B&W, Astron, Larsen, Cushcraft, Hy-Gain, Bearcat, and more. Would like to serve you! Power Communications Corp., 1640 West Camelback Rd., Phoenix AZ 85015, 241-Watt.

## Culver City CA

Jun's Electronics, 3919 Sepulveda Blvd., Culver City CA 90230, 390-8003. Trades 463-1886 San Diego. Call us for a low quote.

## Fontana CA

Complete lines ICOM, DenTron, Ten-Tec, Mirage, Cubic, Lunar, over 4000 electronic products for hobbyist, technician, experimenter. Also CB radio, landmobile. Fontana Electronics, 8628 Sierra Ave., Fontana CA 92335, 822-7710.

## San Diego CA

We buy and sell Surplus Army Navy Electronics, also Terminated Material. What do you want to sell? Write for catalogue. Electronic-town, Inc., 440-7th Avenue, PO Box 2048, San Diego CA 92112, 232-9379.

## San Jose CA SAN FRANCISCO BAY AREA

Homebrewers' haven: tons of new and used Ham/Computer gear and components. Serving Hams since 1958. We specialize in ICOM, KLM, Mirage, Comptronix. We ship worldwide. Tele-Com Electronics, 15460 Union Avenue, San Jose CA 95124, 377-4479.

## San Jose CA

Bay area's newest Amateur Radio store. New & used Amateur Radio sales & service. We feature Kenwood, ICOM, Azden, Yaesu, Ten-Tec, Santeq & many more. Shaver Radio, Inc., 1378 So. Bascom Ave., San Jose CA 95128, 998-1103.

## Miami FL

Amateur Radio Center, Inc. "Everything for the Amateur" Since 1960, 2805 N.E. 2nd Avenue, Miami FL 33137, 573-8383, TWX 522035.

## Smyrna GA

For your Kenwood, Yaesu, ICOM, Drake and other amateur needs, come to see us. Britt's Two-Way Radio, 2506 N. Atlanta Rd., Smyrna GA 30080, 432-8006.

## Preston ID

Ross WB7BYZ, has the Largest Stock of Amateur Gear in the Intermountain West and the Best Prices. Call me for all your ham needs. Ross Distributing, 78 So. State, Preston ID 83263, 852-0830.

## Terre Haute IN

Your ham headquarters located in the heart of the midwest. Hoosier Electronics, Inc., #9 Meadows Center, P.O. Box 3300, Terre Haute IN 478003, 238-1456.

## Littleton MA

The ham store of N.E. you can rely on. Kenwood, ICOM, Wilson, Yaesu, DenTron, KLM amps, B&W switches & wattmeters, Whistler radar detectors, Bearcat, Regency, antennas by Larsen, Wilson, Hustler, GAM, TEL-COM Inc. Communications & Electronics, 675 Great Rd., Rt. 119, Littleton MA 01460, 486-3040.

## Ann Arbor MI

See us for products like Ten-Tec, R. L. Drake, Dentron and many more. Open Monday through Saturday, 0830 to 1730. WB8VCR, WB8UXO, WD8OKN and W8RP behind the counter. Purchase Radio Supply, 327 E. Hoover Ave., Ann Arbor MI 48104, 668-8696.

## Hudson NH

New England's Distributor and Authorized Service Center for all Major Amateur Lines. Tufts Radio Electronics, Inc., 61 Lowell Road, Hudson NH 03051, 883-5005.

## Somerset NJ

New Jersey's only factory-authorized ICOM and YAESU distributor. Large inventory of new and used specials. Most major brands in stock. Complete service and facilities. Radios Unlimited, 1760 Easton Avenue, P.O. Box 347, Somerset NJ 08873, 469-4599.

## Philadelphia PA/ Camden NJ

Waveguide & Coaxial Microwave Components & Equipment. Laboratory Grade Test Instruments. Power Supplies. Buy, Sell & Trade all popular makes—HP, GR, FXR, ESI, Sorensen, Singer, etc. Letronic Research Labs, 1423 Ferry Ave., Camden NJ 08104, 541-4200.

## Central NY

Amateur radio hardwood displays made to your specifications—callsigns, plaques, awards or special orders. High quality, fast service, low prices. A.&M. Woodcraft, 313 N. Madison St., P.O. Box 243, Rome NY 13440, 337-5642.

## Syracuse-Rome-Utica NY

Featuring: Kenwood, Yaesu, ICOM, Drake, Ten-Tec, Swan, DenTron, Alpha, Robot, MFJ, Tempo, Astron, KLM, Hy Gain, Mosley, Larsen, Cushcraft, Hustler, Mini Products. You won't be disappointed with equipment/service. Radio World, Oneida County Airport-Terminal Building, Oriskany NY 13424, 337-0203.

## Columbus OH

The biggest and best Ham Store in the midwest featuring quality Kenwood products with working displays. We sell only the best. Authorized Kenwood Service. Universal Amateur Radio Inc., 1280 Aida Dr., Reynoldsburg (Columbus) OH 43068, 866-4267.

## Bend OR

Satellite TV. Known brands. Call today for more information and inquire about our dealer program. WESPERCOM, P.O. Box 7226, Bend OR 97708, 389-0996.

## Scranton PA

ICOM, Bird, Cushcraft, Beckman, Fluke, Larsen, Hustler, Antenna Specialists, Astron, Avanti, Belden, W2AU/W2VS, CDE, AEA, Vibroplex, Ham-Key, CES, Amphenol, Sony, Fanon/Courier, B&W, Ameco, Shure, LaRue Electronics, 1112 Grandview St., Scranton PA 18509, 343-2124.

## San Antonio TX

Amateur, Commercial 2-way. Selling Antenna Specialists, Avanti, Azden, Bird, Hy-gain, Standard, Vibroplex, Midland, Henry, Cushcraft, Dielectric, Hustler, ICOM, MFJ, Nye, Shure, Cubic, Tempo, Ten-Tec and others. Appliance & Equipment Co., Inc., 2317 Vance Jackson Road, San Antonio TX 78213, 938-3350.

## Vienna VA

The Washington metropolitan area's leading supplier of the latest in Amateur Radio and Test Equipment. On your next trip to the Nation's Capital, stop by and see us. Electronic Equipment Bank, Inc., 516 Mill St. N.E., Vienna VA 22180, 938-3350.

## DEALERS

Your company name and message can contain up to 25 words for as little as \$150 yearly (prepaid), or \$15 per month (prepaid quarterly). No mention of mail-order business or area code permitted. Directory text and payment must reach us 60 days in advance of publication. For example, advertising for the May '82 issue must be in our hands by March 1st. Mail to 73 Magazine, Peterborough NH 03458. ATTN: Nancy Ciampa.

# PROPAGATION

J. H. Nelson  
4 Plymouth Dr.  
Whiting NJ 08759

## EASTERN UNITED STATES TO:

GMT:	00	02	04	06	08	10	12	14	16	18	20	22
ALASKA	21	14	7	7	7	7	7	7A	14	21	21A	
ARGENTINA	14A	14	14	7	7	7	14	21	21A	21A	21A	21
AUSTRALIA	21A	14	14	7B	7B	7B	7B	14	14	14	21A	21A
CANAL ZONE	14A	14	7	7	7	7	7A	14	21A	21A	21A	21A
ENGLAND	7A	7	7	7	7	7A	14	21A	21A	21A	14A	14
HAWAII	21A	14	7	7	7	7	7	7	14	21	21A	21A
INDIA	7A	7	7B	7B	7B	7	14	21	14A	14	14	7A
JAPAN	14A	14	7B	7B	7B	7B	7	7B	7B	14B	14	21A
MEXICO	21	7A	7	7	7	7	7	14	21	21A	21A	21
PHILIPPINES	14A	7A	7B	7B	7B	7B	7	14B	14	14	21A	
PUERTO RICO	14	7A	7	7	7	7	14	14	21A	21A	21	21
SOUTH AFRICA	14A	14	14B	7B	7B	14	21A	21A	21A	21A	21A	21
U. S. S. R.	7B	7	7	7	7	7B	14	21A	21A	14A	14	7B
WEST COAST	21A	14A	14	7	7	7	7	14	21A	21A	21A	21A

## CENTRAL UNITED STATES TO:

ALASKA	21	14	7	7	7	7	7	7	14	14	21	21A
ARGENTINA	21	14	14	7	7	7	14	14	21	21A	21A	21A
AUSTRALIA	21A	21	14	7B	7B	7B	7B	14B	14	14	21A	21A
CANAL ZONE	21	14	7	7	7	7	7A	14	21	21A	21A	21A
ENGLAND	7A	7	7	7	7	7	7B	14	14	21	21A	21A
HAWAII	21A	14A	14A	7	7	7	7	7	14	21	21A	21A
INDIA	14	14A	7B	7B	7B	7B	7B	7	14	14	14	14
JAPAN	21A	21	14B	7B	7B	7B	7	7	7	14B	14	21A
MEXICO	21	14	7	7	7	7	7	14	14	21A	21A	21
PHILIPPINES	21	14	7A	7B	7B	7B	7	14B	14	14	21A	
PUERTO RICO	14A	14	7A	7	7	7	14	14	21	21A	21A	21
SOUTH AFRICA	14A	14	14B	7B	7B	7B	14	21	21A	21A	21A	21
U. S. S. R.	7B	7	7	7	7	7B	7B	14	21A	14	14	7B

## WESTERN UNITED STATES TO:

ALASKA	21	14A	14	7	7	7	7	7	7A	14	14A	21A
ARGENTINA	21	14	14	7A	7	7	7B	14	21	21A	21A	21A
AUSTRALIA	21A	21	14A	14	14	7	7B	7B	14	14	21A	21A
CANAL ZONE	21	14	7A	7	7	7	7	14	21	21A	21A	21A
ENGLAND	7B	7	7	7	7	7	7B	7B	14A	21A	14	14
HAWAII	21A	21	14	14	7	7	7	7	14	21	21A	21A
INDIA	14	21A	14	7B	7B	7B	7B	7	14	14	14	14
JAPAN	21A	21A	21	14B	7B	7B	7	7	7	14	14	21A
MEXICO	21	14	7A	7	7	7	7	14	21	21A	21A	21
PHILIPPINES	21A	21	14A	7A	7B	7B	7B	7	14B	14	14	21A
PUERTO RICO	21A	14	7A	7	7	7	7	14	21	21A	21A	21A
SOUTH AFRICA	14A	14	14B	7B	7B	7B	7B	14	21A	21A	21A	21
U. S. S. R.	7B	7B	7	7	7	7B	7B	14B	21	14	7B	7B
EAST COAST	21A	14A	14	7	7	7	7	14	21A	21A	21A	21A

First letter = day waves Second = night waves  
A = Next higher frequency may also be useful  
B = Difficult circuit this period F = Fair G = Good  
P = Poor \* = Chance of solar flares; # = of aurora

MARCH						
SUN	MON	TUE	WED	THU	FRI	SAT
	1 G/G	2 G/G	3 G/G	4 G/G	5 G/G	6 G/G
7 G/G	8 F/F	9 G/F	10 G/F	11 G/G	12 G/G	13 G/F
14 G/F	15 G/F	16 G/F	17 G/G	18 G/G*	19 F/P*	20 F/P*
21 F/F	22 G/F	23 G/F	24 F/P*	25 G/F	26 G/G	27 G/G
28 G/G	29 G/G	30 G/G	31 G/G			



# By Popular Demand . . .

## Yaesu's All-New VHF/UHF Transceivers!

Yaesu is proud to introduce a new generation of computerized VHF and UHF equipment. With the features you have asked for and the quality you demand, these revolutionary transceivers are your passport to the newest frontiers in Amateur Radio!



### COMPLETE OSCAR STATION!

- FT-480R - 143.5 to 148.5 MHz SSB/CW/FM
- FT-780R - 430-440 MHz SSB/CW/FM
- SC-1 Station Console w/Digital Clock

A complete microprocessor-based communication system with convenient switching of scanning and microphone controls, AC power supply, and 16 button tone pad.



### FT-290R 2M MULTIMODE PORTABLE!

- Battery Powered (NiCd C-Cells Optional)
- LCD Display with Night Light
- USB/LSB/CW/FM with 2.5W RF Output

An entirely new concept in VHF operating! LCD display with full microprocessor control, 10 memories, two VFO's and multimode flexibility, all from a battery powered package. Telescoping antenna built in. Optional FL-2010 PA and FP-80A AC Supply.



### FT-208R

#### 2 METER FM HAND-HELD!

- LCD Display with Lithium Backup Cell
- Selectable 5 kHz/10 kHz Scanning
- 10 Memories with Auto/Resume Scan
- 16 Button Tone Encoder

Yaesu's latest thoroughbred for 2 FM is the FT-208R Hand-Held. Four digit LCD display, 10 memories, limited band scan, and priority channel make this the most versatile hand-held ever made available to the amateur fraternity.



### FT-690R

#### 6M MULTIMODE PORTABLE!

- USB/CW/AM/FM Battery Portable
- LCD Frequency Display with Night Light
- 10 Memories with Lithium Backup Cell

Catch those exciting DX openings with the new FT-690R 6 meter portable. Repeater shift (1 MHz), two scanning steps per mode, and dual VFO's for top flexibility.



### FT-708R

#### 70 CM FM HAND-HELD!

- LCD Display with Lithium Backup Cell
- Selectable 25 kHz/50 kHz Scanning Steps
- 440-450 MHz with 10 Memories
- Memory/Band Scan and Limited Band Scan
- Resume Scan
- 16 Button Tone Encoder

Yaesu leads the way with its pioneering microprocessor controlled 440 MHz hand-held. Priced competitively against much simpler units, the FT-708R system includes a full line of accessories, including CTCSS, NiCd chargers, and remote speaker/microphone options.

Sporting unmatched engineering and manufacturing know-how, Yaesu's technical staff is committed to pushing the state of the art. Yaesu products are backed by a nationwide dealer network and two factory service centers for your long-term service needs. So when it's time to upgrade your station equipment, join the thousands of hams that are tired of compromise - join them by investing in Yaesu!

Some accessories pictured above are extra-cost options. See your Yaesu dealer.

Price And Specifications Subject To Change Without Notice Or Obligation

83  
**YAESU**  
*The radio.*



881

YAESU ELECTRONICS CORP. 6851 Walthall Way, Paramount, CA 90723 • (213) 633-4007  
Eastern Service Ctr., 9812 Princeton-Glendale Rd., Cincinnati, OH 45246 • (513) 874-3100



# Watt's new...on 2 meters?



All mode (FM/SSB/CW) 25 watts, plus...!!!

## TR-9130

The TR-9130 is a powerful, yet compact, 25 watt FM/USB/LSB/CW transceiver providing increased versatility of operation on the two meter band. It features six memories, memory scan, memory back-up capability, automatic band scan, all-mode squelch, CW semi break-in, and incorporates microprocessor technology. It is available with a 16-key autopatch UP/DOWN microphone (MC-46), or a basic UP/DOWN microphone.

### TR-9130 FEATURES:

- **25 Watts RF output**  
All modes, (FM/SSB/CW), utilize a new high power linear module, for more reliable FM operation and increased DX on SSB or CW.
- **FM/USB/LSB/CW all mode operation**  
For added convenience in all modes of operation, the mode switch, in combination with the digital step (DS) switch, determines the size (100 Hz, 1 kHz, 5 kHz, 10 kHz) of the tuning step, and the number of digits displayed.
- **Six memories**  
On FM, memories 1 through 5 for simplex or  $\pm 600$  kHz offset, with the OFFSET switch. Memory 6 for non-standard offset. All six memories may be operated simplex, any mode.
- **Memory scan**  
Scans memories in which data is stored. Stops on busy channels.
- **Internal battery memory back-up**  
With 9 volt Ni-Cd battery installed, (not KENWOOD supplied), memories will be retained approximately 24 hours, adequate for the typical move from base to mobile. A terminal is provided on the rear panel for connecting an external back-up supply.
- **Automatic band scan**  
Scans within whole 1 MHz segments (ie., 144.0-144.999 MHz), for improved scanning efficiency.
- **Dual digital VFO's**  
Incorporates two built-in digital VFO's, selected through use of the A/B switch, and individually tuned.
- **Transmit frequency tuning for OSCAR operations**  
On SSB or CW, the tuning knob or UP/DOWN buttons on the microphone may be used to adjust the transmit frequency during transmission.
- **16-key autopatch UP/DOWN microphone version**  
The TR-9130 is available with the MC-46 16-key autopatch UP/DOWN microphone, or with the basic UP/DOWN microphone. Manual UP/DOWN scan of entire band possible using either microphone.
- **Squelch circuit on all modes (FM/SSB/CW)**  
The squelch circuit is effective on SSB, CW, and FM.
- **Repeater reverse switch**  
For checking signals on the repeater input, on FM.
- **Tone switch**  
For activating a tone device, (not KENWOOD supplied).
- **CW semi break-in circuit with sidetone**  
Built-in, for convenience in CW operations.
- **Digital display with green LED's**
- **High performance receive-transmit design**  
The use of a low-noise dual-gate MOSFET plus two monolithic crystal filters in the receiver front-end results in excellent two signal characteristics. Care in transmitter design assures clean signals in all modes.
- **Compact size and light weight**  
170 (6-11/16) W x 68 (2-11/16) H x 241 (9-1/2) D mm (inch), 2.4 kg (5.3 lbs.) weight.
- **Extended frequency range**  
Covers 143.9 to 148.9999 MHz, which includes certain MARS and CAP frequencies.
- **Transmit offset switch**
- **High performance noise blanker**  
Suppresses pulse-type noise on SSB and CW.
- **RF gain control**  
For all modes of operation.
- **RIT (Receiver Incremental Tuning) circuit**  
Useful during SSB/CW operations.
- **Amplified AGC**  
Enhances SSB and CW operation. The AGC time constant is automatically optimized for each mode of operation.
- **HI/LOW power switch**  
Selects 25 or 5 watts RF output on FM or CW.
- **Accessory terminal**  
A four pin accessory terminal is provided for use with a linear amplifier or other accessory.
- **Quick release mounting bracket (Supplied)**  
More information on the TR-9130 is available from all authorized dealers of Trio-Kenwood Communications 1111 West Walnut Street, Compton, California 90220.

 **KENWOOD**  
...pacesetter in amateur radio

### Accessories:

- KPS-7 Fixed station power supply.
- TK-1 AC adapter for memory back-up.

Subject to FCC Approval.  
Specifications and prices are subject to change without notice or obligation.