

# 73 Amateur Radio Today

NOVEMBER 1991  
ISSUE #374  
USA \$2.95  
CAN \$3.95

A WGE Publication

International Edition

## Do You Need a Frequency Counter?

### Build A One-chip Voice IDer

The perfect contest companion

### Half-Wave Antenna

Great gain for your 440 HT

### PLUS... 73 Reviews

Kenwood TS-850S

Startek 3500

Solarcon 1-99 Vertical



# REACH FOR PERFECTION IN DUAL BAND PERFORMANCE



Icom's IC-2410 and IC-3220 dual band mobiles have raised high performance to exceptional new levels. Whether you need the IC-2410's ability to receive two frequencies simultaneously within the same band or the simplicity of the IC-3220's dual band receive and transmit capabilities, Icom has the dual band mobile best suited to your driving requirements.

The sleek design and contours of the IC-2410 make it a pleasure to operate day or night. Independent volume control for each band gives you fingertip access to the signal you want to hear. An optional DTMF encoder/decoder allows the IC-2410 to be controlled via the HM-56 DTMF microphone or even remotely via another transceiver!

Both the IC-2410H and the IC-3220 give you full operation on the 2-meter and 440MHz amateur bands, 36 memories, 45 watts on 2-meters/35 watts on 440MHz, compact size, a built-in duplexer, simultaneous dual band receive, and auto dialing. The IC-2410A comes complete with all the above features and 25 watts on both 2-meters and 440MHz.

For full details and specs on the IC-2410 and IC-3220, call the Icom Brochure hotline at 1-800-999-9877. See a superior class of dual band mobiles, the IC-2410 and IC-3220, at your quality Icom amateur dealer today.

**ICOM**

CORPORATE HEADQUARTERS:  
ICOM America, Inc., 2380-116th Ave. N.E., Bellevue, WA 98004  
CUSTOMER SERVICE HOTLINE (206) 454-7619  
CUSTOMER SERVICE CENTERS:  
18102 Sky Park South, Ste. 52-B, Irvine, CA 92714  
1777 Phoenix Parkway, Suite 201, Atlanta, GA 30349  
3071 - #5 Road, Unit 9, Richmond, B.C. V6X 2T4 Canada  
2380-116th Ave. N.E., Bellevue, WA 98004

All stated specifications are subject to change without notice or obligation. All ICOM radios significantly exceed FCC regulations limiting spurious emissions. 2410691

CIRCLE 179 ON READER SERVICE CARD

# TURN

Simply connect one of our fully automatic phone patches to your base station radio. Suddenly your mobile and HT radios can initiate and receive telephone calls without any assistance.

**MODEL CS-700:** An economical simplex sampling patch. The operator is in full control at all times. User selectable operating modes: VOX Enhanced Sampling or VOX Controlled Sampling. Features include a 9 Phone number Speed-dialer, Automatic Sample Window Set-up and more.

**PRIVATE PATCH V:** Offers four user selectable operating modes:

1. Simplex VOX Enhanced Sampling
2. Simplex VOX
3. Semi-Duplex
4. Repeater Maker.

In the Simplex VOX mode, Private Patch V can be used straight simplex or through remotely located repeaters and only requires Mic jack and ext. speaker jack connections to the base radio. Features include a 90 Phone Number Speed-Dialer, Remote Base operation and more. Thousands are in use worldwide.

**NEW MODEL CS-800:** A low cost patch that operates either Full or Semi Duplex. Plus has built-in Repeater Maker. Use with dual bander radios or connect to your existing repeater for Full Duplex patch. Also turns your radio into a powerful repeater system if desired. Other features include 9 Phone Number Speed-Dialer and more.

**MODEL 8200:** Includes all features and modes of Model CS-800 plus 90 Phone number Speed-Dialer, Remote Base Mode, DTMF Selective Calling (other tones are optionally available), remotely programmable access codes, and more. (Also available in desk top cabinet). This is the finest Full Duplex Patch/Repeater Controller in the business!!

**All Models Also Include:** Built-in user programming keyboard with digital readout display (All features and modes are user programmable) • Last Number Redial • Line in use detect • Call Waiting • Automatic 1-800 toll override • User programmable CW ID • Single or Multi-Digit Access/Disconnect codes • Secret Toll Override Access Code • Hookflash • Fully Regenerated Tone or Pulse Dialing • Ringout sounds like a phone • Remotely controllable relay • Non-volatile memory • Lightning protection and the famous one year CSI Warranty. When you compare to brands C or I you will find there's simply no competition.

Call or write for brochures and dealer information.



**CONNECT SYSTEMS INC.**


2064 Eastman Avenue #113

Ventura, California 93003

Phone (805) 642-7184 • FAX (805) 642-7271

CIRCLE 12 ON READER SERVICE CARD

# Your Radio Into a Phone



**1(800) 545-1349**

# 1991 IS A DIAMOND YEAR SOPHISTICATED ANTENNAS FOR THE NEW DECADE.

**DIAMOND**  
ANTENNA

## BASE/REPEATER ANTENNAS



### X series

X-500HNA DUAL-BAND REPEATER VERSION

X-500NA DUAL-BAND REPEATER VERSION

X-200A DUAL-BAND REPEATER VERSION

X-50A DUAL-BAND REPEATER VERSION

PART #	FREQ	GAIN(dB)	PWR(W)	LENGTH(FT)	CONNECTOR	WIND RATING	ELEMENT PHASING
X-500HNA	2m/70cm	8.3/11.7	200	17.2	N	90	2m:3-5/8λ,70cm:8-5/8λ
X-500NA	2m/70cm	8.3/11.7	200	17.2	N	90	2m:3-5/8λ,70cm:8-5/8λ
X-200A	2m/70cm	6.0/8.0	200	8.3	UHF	112.5	2m:2-5/8λ,70cm:4-5/8λ
X-50A	2m/70cm	4.5/7.2	200	5.6	UHF	135	2m:6/8λ,70cm:3-5/8λ

### U series VHF/UHF MULTIBAND

U-5000A

PART #	FREQ	GAIN(dB)	PWR(W)	LENGTH(FT)	CONNECTOR	WIND RATING	ELEMENT PHASING
U-300A	70cm/23cm	8.6/13.2	150	8.3	N	110	70cm:4-5/8λ, 23cm:10-5/8λ
U-5000A	2m/70cm /23cm	4.5/8.3 /11.7	150	6.0	N	135	2m:6/8λ,70cm:3-5/8λ, 23cm:7-5/8λ

### F series VHF/UHF MONOBAND

F-23A

PART #	FREQ	GAIN(dB)	PWR(W)	LENGTH(FT)	CONNECTOR	WIND RATING	ELEMENT PHASING
DP-GH62	6m	6.0	200	21.0	UHF	78	2-5/8λ
F-22A	2m	6.7	200	10.5	UHF	112	2-7/8λ
F-23A	2m	7.8	200	15.0	UHF	90	3-5/8λ
F-142A	1 1/4m	5.5	200	6.0	UHF	110	2-5/8λ
F-718A	70cm	11.5	250	15.0	N	90	18-1/2λ
F-1230A	23cm	13.5	100	10.5	N	90	25-1/2λ

\*F-718L:420~430MHz,F-718J:430~440MHz

### FEATURES

- WIDE-BAND performance
- VSWR 1.5:1(nom.)
- Factory adjusted, no tuning required
- Weatherproof
- Stainless steel radials & hardware
- UPS shippable
- Rugged fiberglass radome(DP-GH62 thick-wall aluminum)
- Wind speed ratings in excess of 90MPH



**RF PARTS**

1320-16 Grand Avenue  
San Marcos, CA 92069

## THE TEAM

**PUBLISHER/EDITOR**  
Wayne Green W2NSD/1  
**ASSOCIATE PUBLISHER**  
David Cassidy N1GPH

**MANAGING EDITOR**  
Bill Brown WB8ELK  
**PRODUCTION EDITOR**  
Hope Currier

**SENIOR EDITOR**  
Linda Reneau KA1UKM  
**ASSOCIATE EDITOR**  
Joyce Sawtelle

**CONTRIBUTING EDITORS**  
Mike Bryce WB8VGE  
David Cowhig WA1LBP  
Michael Geier KB1UM  
Jim Gray W1XU/7  
Chuck Houghton WB6IGP  
Arnie Johnson N1BAC  
Dr. Marc Leavey WA3AJR  
Andy MacAllister WA5ZIB  
Joe Moell K0OV  
Jim Morrisett K6MH  
Bill Pasternak WA6ITF  
Carole Perry WB2MGP  
Bob Winn W5KNE

**ADVERTISING SALES REPRESENTATIVES**  
Dan Harper  
Louise O'Sullivan  
**ADVERTISING COORDINATOR**  
Sue Colbert

1-603-525-4201  
1-800-225-5083  
FAX (603) 525-4423

**PRODUCTION MANAGER**  
William Heydolph  
**ART DIRECTOR**  
Alice Scofield  
**TYPESETTING/PAGINATION**  
Linda Drew  
Ruth Benedict  
Steve Jewett  
**GRAPHIC SERVICES**  
Dale Williams  
Theresa Verville  
**GRAPHICS PHOTOGRAPHER**  
Dan Croteau

## WGE PUBLISHING INC.

**CHIEF FINANCIAL OFFICER**  
Tim Pelkey  
**CIRCULATION MANAGER**  
Harvey Chandler  
**CIRCULATION COORDINATOR**  
Viki Van Valen  
To subscribe: 1-800-289-0388

**Editorial Offices**  
WGE Center  
Forest Road, Hancock NH 03449  
603-525-4201, FAX (603) 525-4423

**Subscription Services**  
1-800-289-0388

**Colorado/Foreign Subscribers**  
call 1-303-447-9330

Wayne Green Enterprises is a division of International Data Group.

**Reprints:** The first copy of an article \$3.00 (each additional copy—\$1.50). Write to 73 Amateur Radio Magazine, WGE Center, Forest Road, Hancock, NH 03449.

# 73 Amateur Radio Today

NOVEMBER 1991  
Issue #374

## TABLE OF CONTENTS


### FEATURES

- 11 Voice ID on a Chip**  
Throw your voice with this versatile circuit. .... WB8ELK
- 15 Portable Frequency Counters**  
Versatile test equipment that you can really count on. .... WB6NOA
- 26 Half-Wave Gain Antenna**  
For 450 MHz handie talkies. .... AD5X
- 32 The Heli-Hat Antenna**  
An 18-inch wonder for 10-17 meters. .... KB4ZGC
- 38 Showdown in Portland**  
Discover the thrill of radiosporting. .... K0OV
- 44 Microprocessor Repeater Controller, Part II**  
This month... the audio board. .... WB3ESS
- 52 A Simple 10-Meter Sideband Amplifier**  
Give your QRP rig a boost. .... NZ5G

Cover: Tons of counters.  
Cover photo by Larry Dunn.

### REVIEWS

- 18 The Kenwood TS-850S**  
A versatile HF transceiver with a digital difference. .... N2GE
- 30 The Startek International Model 3500 Frequency Counter**  
Speed, accuracy, and ease in a shirt-pocket unit. .... WB9RRT
- 36 The Solarcon A-99 Antenna**  
A very economical vertical for 10-17 meters! .... WA4BLC



Build a heli-hat antenna... see page 32.

### DEPARTMENTS

- 66 Above and Beyond  
80 Ad Index  
72 Ask Kaboom  
58 ATV  
86 Barter 'n' Buy  
85 Dealer Directory  
17 Feedback Index  
68 Ham Help  
84 Hams with Class  
70 Hamsats  
60 Homing In  
8 Letters  
4 Never Say Die  
62 New Products  
93 Propagation  
57 QRP  
7 QRX  
93 Random Output  
64 RTTY Loop  
88 73 International  
90 Special Events  
94 Uncle Wayne's Bookshelf  
85 Updates

### FEEDBACK... FEEDBACK!

It's like being there—right here in our offices! How? Just take advantage of our FEEDBACK card on page 17. You'll notice a feedback number at the beginning of each article and column. We'd like you to rate what you read so that we can print what types of things you like best. And then we will draw one Feedback card each month for a free subscription to 73.

## FB

**Editorial Offices**  
WGE Center  
Hancock NH 03449  
phone: 603-525-4201

**Advertising Offices**  
WGE Center  
Hancock NH 03449  
phone: 800-225-5083

**Circulation Offices**  
WGE Center  
Hancock NH 03449  
phone: 603-525-4201

**Manuscripts** Contributions in the form of manuscripts with drawings and/or photographs are welcome and will be considered for possible publication. We can assume no responsibility for loss or damage to any material. Please enclose a stamped, self-addressed envelope with each submission. Payment for the use of any unsolicited material will be made upon publication. A premium will be paid for accepted articles that have been submitted electronically (CompuServe ppn 70310.775 or MCI Mail "WGEPUB" or GENie address "MAG73") or on disk as an IBM-compatible ASCII file. You can also contact us at the 73 BBS at (603) 525-4438, 300 or 1200 baud, 8 data bits, no parity, one stop bit. All contributions should be directed to the 73 editorial offices. "How to Write for 73" guidelines are available upon request. US citizens must include their social security number with submitted manuscripts.

**73 Amateur Radio Today** (ISSN 1052-2522) is published monthly by WGE Publishing, Inc., WGE Center, Forest Road, Hancock, New Hampshire 03449. Entire contents ©1991 by WGE Publishing, Inc. No part of this publication may be reproduced without written permission from the publisher. For Subscription Services write 73 Amateur Radio Today, PO Box 58866, Boulder, CO 80322-8866, or call 1-800-289-0388. In CO call 1-303-447-9330. The subscription rate is: one year \$24.97; two years \$39.97. Additional postage for Canada is \$7.00 and for other foreign countries, \$19.00 surface and \$37.00 airmail per year. All foreign orders must be accompanied by payment in US funds. Second class postage paid at Hancock, New Hampshire, and at additional mailing offices. Canadian second class mail registration number 9566. Canadian GST Registration #125393314. Microfilm Edition—University Microfilm, Ann Arbor, MI 48106. Postmaster: send address changes to 73 Amateur Radio Today, PO Box 58866, Boulder, CO 80322-8866.

**Audit Bureau of Circulations (ABC) membership applied for.**

**Contract:** By reading this tiny print, you have become legally obligated to 73 Amateur Radio Today to contact one advertiser in this issue and request information on their product. Make sure you tell 'em you saw their ad in 73!

# NEVER SAY DIE

Wayne Green W2NSD/1



## Our Kids vs. Their Kids

If you've been reading *Business Week* you already know how American high school kids compare with the Japanese. It isn't comforting. For starters, the Japanese kids spend 60% more hours in school! And they spend an average of 19 hours a week on their homework, as compared to 3.8 hours for American kids. Is it any wonder they're running circles around us in technology?

If you add the homework and class time and ignore outside reading, it would take American kids 22.3 years to equal 12 years of Japanese education! 10.3 years is quite a handicap. Now, about that reading... the Japanese spend almost three times as many hours reading as American kids, so they've got us there too.

Spending more money to solve problems such as increasing the hours kids are in school isn't the whole answer. Forcing them to spend 50% more hours getting a second-rate education doesn't make much sense. Oddly enough, there have been some intelligent studies aimed at finding out what's gone wrong with American education... and they've been published. Question: Have you bothered to read any of them?

Yes, sure you love your kids and you hope that somehow they'll do better than other kids. But do you care enough for them to actually take an interest in their education? Not many parents do. Do you care enough for them to try and keep them from getting leukemia by making sure that they're not being exposed to electromagnetic fields... either from a nearby power line or pole transformer, an electric blanket, etc.? Do you care enough about their long-term health to not smoke around them?

Are you helping to educate your kids or do you mainly train them not to bother you? The American educational system is a mess, but it's organized in such a way that you have a much better opportunity to do something about it than you might think.

Though education is compulsory, the federal government doesn't control it. It's more in the hands of state governments... and those hands are within your reach... if you can force yourself to be interested more than mo-

mentarily. I don't want to cut into your hamming time or your watching ball games on TV for anything as insignificant as your kid's education... upon which the whole rest of his or her life depends.

Like quitting smoking or dieting, it's infinitely easier to put it off than to decide to actually do something. I wrote a little about that a few months ago in "Oh Darn, My Kid's Gone Bad." I think that went in one eyeball and out the other. Maybe if you'll try reading my editorials with one eye shut?

How many hours a week do you read magazines and books which will increase your own knowledge... either oriented toward your business or your general education? Sixteen years of school gives you not much more than a foundation from which to start a lifetime of self-education.

I've recently been organizing my library. It's amazing how many books I've read over the last 50 years. Fills 40 six-foot bookcases... and that doesn't count another 50 cartons of books out in the barn. Plus two bookcases for cassettes, three for LPs and six for CDs. My house is beginning to fill up with bookcases! Okay, put me down as a braggart, if that makes you feel better, but I brought it up to show that I'm not asking you to do anything that I haven't done.

How do you feel about people who are making more money than you? Is it luck? Or have they worked harder... or smarter... than you? Are you honestly doing the very best you possibly can at your work? Are you absolutely sure there aren't some books and magazines which might help you do better? How about some courses you might take to help?

And what about amateur radio? Are you trying to learn all you can or are you a glorified CB appliance operator with only a vague understanding of theory? How many of our amateur radio hobbies have you exposed yourself to so far? Each one is a learning experience, and as such can be exciting and rewarding. How well-worn are your ARRL and Radio Handbooks? Tsk!

If you have any kids, have you tried to open their eyes to new ideas and things they can learn? If your kids are over 10, have you interested 'em in amateur radio yet? Kids being naturally contrary, that takes some doing, but

it's possible... if you're smarter than your kid. Look at it this way: When you want an OSCAR antenna installed on the roof, are you going to have to climb up there or can you con your kid into it?

Making contacts via OSCAR is a blast. It isn't easy, so you know you've done something when you get good at it. Or do you just call in on a 75m round table and that's it? Or fritter away your life adding to the frustrating pile-ups on DX stations?

Been on packet yet? How about RTTY? Do you even know how RTTY works? Okay, how many data bits per RTTY character? How many for ASCII? How about for digital audio? Five, eight, and 16. Can you explain what a parity bit is?

President Bush has been taking some media heat for spending almost all of his time on foreign affairs and ignoring our national problems. He's been much more vocal about getting Turkey and Greece to stop fussing over Cyprus than he has over our educational disaster, our still-escalating drug mess and worsening crime in America. Maybe we need more media event ineffectual task forces.

Even some Democrats have noticed the national leadership vacuum, though few have had the guts to say much about it. And none have come up with any practical solutions to our mounting problems... they just carp.

I did get a White House leaked preview of their "America 2000" educational proposal, which has been thrown up in the air for target practice. As proposed, it seems like another delicious pork barrel effort, with \$1 million for a school in each congressional district... to be used to try and improve the school.

I'm not sure where the government is going to get the needed half billion or why, without some coordination, they expect to see much change in the school system. Considering how the money is going to be distributed, I'm sure our congressmen will find the money somewhere... or just go off budget again. We know the money will be gratefully received and happily spent. Perhaps they'll spend it on higher administration salaries... at least until it's gone.

Unless this is your first brush with one of my editorials, you know that I don't bring up problems unless I have a

proposed solution. And I try to make them creative solutions. So then, how can we turn a half billion dollar pork project into something of lasting value? A silk purse?

Let's put this educational project into a familiar frame of reference so we can deal with it. Let's consider this as an enormous technical research project. Obviously we aren't going to make much progress if we have 535 researchers all going their own way without any communications between them.

Scientists achieve progress through communicating via scientific magazines. They research one aspect of their subject, write a paper that is subjected to peer review and is then published. This tends to weed out the flakes and keep science lurching ahead.

The "America 2000" project would make a whole lot more sense to me if the researchers had a peer review magazine to help tie them together. I've been trying to get Rensselaer Polytechnic Institute to let me help them start such a publication for several years. They've inched ahead, starting a Center for Investigating Undergraduate Education (CIUE), but that isn't likely to accomplish much without a publication dedicated to new educational technologies.

Yes, there's a teeny weeny tinge of self-interest involved. Just by accident it happens that I'm in a good position to provide such a publication at a fraction of the normal cost for starting a new magazine. It wouldn't take a big investment to get it going and into the black. There are hundreds of entrepreneurs out there with innovative products they'd like to have schools know about. Schools will be experimenting with computers, networks, video, audio, card readers and so on... and that means zillions of software programs to be evaluated. I think there'd be enough advertising to pay the freight.

With a well-done communications medium I think it would be possible to get good value from the half billion investment. Without it, I smell pork.

Your congressmen and senators are going to be very interested in getting the million for their schools, so it's unlikely there's going to be a great groundswell opposing this bonanza. Write to your representatives and explain that you're going to be watching to see if they spend the money right... and that without a communications medium to help guide the participating schools as part of the package the likelihood of anything positive happening is slight.

Sherry says I'm wasting my time since 90% of you don't even have a clue as to who is representing you in Washington. I think she's wrong... it's probably 80%. Well, I know my mine... like Senator Rudman. And he knows me too. I write him. I visit him when I get to Washington and discuss what's happening.

Our ex-congressman Judd Gregg is now the governor of New Hampshire

*Continued on page 74*

# KENWOOD



*This device has not been approved by the Federal Communications Commission. This device is not, and may not be, offered for sale or lease, or sold or leased until approval of the FCC has been obtained.*

## Freedom of Choice

### TM-741A Modular FM Transceiver

The choice is yours. Kenwood's new FM Multibander allows you to start as a deluxe dual band radio – or add a third band. As a dual band, you'll have access to 144 and 450 MHz operation.

If you decide to add a third band – choose again. Select from the 28, 50, 220, or 1200 MHz bands. Then simply plug this option into the available slot.

Your ultra-compact TM-741A offers a full 50 watts on 10, 6, and 2 meters; 35 watts on 450 MHz; 25 watts on 220 MHz, and 10 watts on 1200 MHz!

On 2 meters, you'll find wide band receiver coverage with RX on 118 - 174 MHz, and TX on

the Amateur bands. The 2 meter section is modifiable for MARS and CAP (permits required).

303 memory channels are available, with 101 in any one band. Cross band repeat between bands, or, choose dual band input with cross repeat to the third band. The offset function is active on the output, allowing you to repeat to repeaters.

### Other features

Individual volume and squelch controls for each band. Remote mounting of front panel with optional cable kit. Optional selective calling or group calling. Optional DTMF memory stores 15 characters for repeater controlling. Versatile scanning. Auto offset on 2m. Fixed detect output for packet radio.

Multi-function DTMF microphone. Separate antenna and speaker outputs. Auto power off and time-out. 4 step dimmer. 3 step power. Clock, timer and calendar. DC cable, and mobile bracket.


**UT-28S:** 28MHz, 50 W, RX: 24-36 MHz, TX: 28-29.7 MHz. **UT-50S:** 50MHz, 50 W, RX: 46-57 MHz, TX: 50-54 MHz. **UT-220S:** 220 MHz, 25 W, RX: 215-230 MHz, TX: 220-225 MHz. **UT-1200:** 1200 MHz, 10 W, 1240-1300 MHz. **DTU-2:** digital paging unit. **PG-4K, PG-4L:** remote cable kit. **MB-11:** extra mounting bracket. **PG-2N:** extra DC cable. **PG-3B:** DC line noise filter. **TSU-7:** CTCSS encode/decode unit.

KENWOOD U.S.A. CORPORATION  
COMMUNICATIONS & TEST EQUIPMENT GROUP  
P.O. BOX 22745, 2201 E. Dominguez Street  
Long Beach, CA 90801-5745  
KENWOOD ELECTRONICS CANADA INC.  
P.O. BOX 1075, 959 Gana Court  
Mississauga, Ontario, Canada L4T 4C2

# KENWOOD

...pacesetter in Amateur Radio

# KENWOOD



## Double Header!

### TH-77A

#### Compact 2m/70cm Dual Band HT

Here's a radio that deserves a double-take! The TH-77A is a feature-packed dual band radio compressed into an HT package. The accessories are compatible with our TH-75, TH-25, and TH-26 Series radios. Repeater and remote base users will appreciate the DTMF memory that can store *all* of the DTMF characters (\*, #, A, B, C, and D) that are usually required for repeater functions!

- **Wide band receiver coverage.** 136-165 (118-165 [AM mode 118-136] MHz after modification) and 438-449.995 MHz. TX on Amateur bands only. (Two meter section is modifiable for MARS/CAP. Permits required.)
- **Dual receive/dual LCD display.** Separate volume and squelch controls for each band. Audio output can be mixed or separated by using an external speaker.

- **Cross band repeat function.**
- **Dual Tone Squelch System (DTSS).** Uses standard DTMF to open squelch.
- **CTCSS encode/decode built-in.**
- **Forty-two memory channels.** All channels odd split capable.
- **DTMF memory/autodialer.** Ten 15-digit codes can be stored.
- **Direct keyboard frequency entry.** The rotary dial can also be used to select memory, frequency, frequency step, CTCSS, and scan direction.
- **Multi-function, dual scanning.** Time or carrier operated channel or band scanning.
- **Frequency step selectable for quick QSY.** Choose from 5, 10, 12.5, 15, 20, or 25 kHz steps.
- **Two watts (1.5 W on UHF) with supplied battery pack.** Five watts output with PB-8 battery pack or 13.8 volts. Low power is 500 mW.
- **DC direct-in operation** from 6.3-16 VDC with the PG-2W.
- **T-Alert with elapsed time indicator.**
- **Automatic repeater offset on 2 m.**
- **Battery-saving features.** Auto battery saver, auto power off function, and economy power mode.

#### Supplied accessories:

Flex antenna, PB-6 battery pack (7.2 V, 600 mA), wall charger, belt hook, wrist strap, keyboard cover.

#### Optional accessories:

• **BC-10:** Compact charger • **BC-11:** Rapid charger • **BH-6:** Swivel mount • **BT-6:** AAA battery case • **DC-1/PG-2V:** DC adapter • **DC-4:** Mobile charger for PB-10 • **DC-5:** Mobile charger for PB-6, 7, 9 • **PB-5:** 7.2 V, 200 mAh NiCd pack for 2.5 W output • **PB-6:** 7.2 V, 600 mAh NiCd pack • **PB-7:** 7.2 V, 1100 mAh NiCd pack • **PB-8:** 12 V, 600 mAh NiCd for 5 W output • **PB-9:** 7.2 V, 600 mAh NiCd with built-in charger • **PB-11:** 12 V, 600 mAh OR 6 V, 1200 mAh, for 5 W OR 2 W • **HMC-2:** Headset with VOX and PTT • **PG-2W:** DC cable w/fuse • **PG-3F:** DC cable with filter and cigarette lighter plug • **SC-28, 29:** Soft case • **SMC-30/31:** Speaker mics. • **SMC-33:** Speaker mic. w/remote control • **WR-1:** Water resistant bag.

KENWOOD U.S.A. CORPORATION  
COMMUNICATIONS & TEST EQUIPMENT GROUP  
P.O. BOX 22745, 2201 E. Dominguez Street  
Long Beach, CA 90801-5745  
KENWOOD ELECTRONICS CANADA INC.  
P.O. BOX 1075, 959 Gana Court  
Mississauga, Ontario, Canada L4T 4C2

# KENWOOD

...pacesetter in Amateur Radio



## Handicap Exemption Clarified

Last December 1990 the FCC changed its policy against code waivers, exempting severely handicapped amateurs from the 13 and 20 wpm Morse code requirements. Recently, the FCC clarified the term "severe handicap" to mean "a disability that extends for more than 365 days after the certification." This announcement comes at a time when some amateurs are thought to be asking for exemptions for handicaps that do not interfere with telegraphy.

The beginning 5 wpm code requirement cannot be waived, since international agreement requires telegraphy knowledge for operation under 30 MHz. However, Volunteer Examiners (VEs) are required to "accommodate" severely handicapped examinees at the 5 wpm level—even to the point of accepting a sending test for code receiving, or just identification of all 43 characters.

The FCC, of course, does not make medical diagnoses. It will exempt disabled amateurs from the higher speed requirements on receipt of a doctor's documentation of the severe handicap. The FCC only permits medical doctors (M.D.s) and Doctors of Osteopathy (D.O.s) to certify an examinee for the waiver. The examinee must sign a release permitting disclosure to the FCC of medical information.

The handicap waiver has generated controversy in many areas. One of the latest has been over the definition of a qualified medical practitioner. The American Optometric Association thinks the FCC's definition is "arbitrary and capricious, and without plausible support in the rulemaking record." The AOA believes that optometrists should be included in the definition, too. The ARRL is concerned that some (nonham) physicians may not appreciate the importance or purpose of the waiver. And David B. Popkin W2CC of Englewood, New Jersey, noted that FCC rules do not require the handicap to be permanent. "A broken writing arm could result in a perfectly legal certification at the time, even though the individual will be cured in a short time." Popkin requested the FCC to issue a uniform criteria to physicians nationwide. In response, the FCC issued two pages of information, Fact Sheet PR-5000 Number 205, and added the 365-day requirement to the rules. The Fact Sheet does not list specific disabilities which qualify for the waiver.

Dennis C. Brown (callsign unknown) argues with the FCC that if demonstration of code skill is necessary to protect the public interest, then it should not be waived for any applicant; but if the public interest does not require proficiency in code, then there is no

valid reason to maintain the requirement for any applicant.

Disabled amateurs who are upgrading from General Class are now objecting to having to obtain another original certification from a physician for each upgrade, and they contend that a Certificate of Successful Completion of Examination for Element 1(C) (the 20 wpm requirement) should not be subject to expiration. At present, Part 97.505 rules do not provide for CSCE credit beyond a 365-day limit. *TNX W5YI Report, Vol. 13, Issue #17.*

## New IRCs

**A new version of the International Reply Coupon (IRC) is now out.** The new version states that it is redeemable for the minimum airmail postage to another country. The older version was redeemable for postage equal to the minimum *surface* postage.

In the U.S., post offices should exchange valid IRCs from other countries (stamped on the left) for 50 cents worth of stamps. IRCs continue to sell for 95 cents. In theory, U.S.-issued IRCs can be exchanged for the original purchase price (in the center) minus a one-cent handling charge. In practice, few post offices offer this option. If you run into problems redeeming IRCs, refer your postmaster to section 392 in the International Mail Manual.

If other countries follow the U.S. example, and exchange even the older version IRCs for current air mail postage, the practice of requiring more than a single IRC for return postage of a single QSL card should end. Any DXer who purchases the new version IRC should point out to the DX station that this IRC covers return airmail postage. Any DX station requesting more than one IRC would be charging for QSL cards, a possible violation of DXCC Rule 12(c). *TNX The DX Bulletin, Issue 602.*

## PELTS Now Dead

**The proposed Personal Emergency Locator Transmitter System (PELTS) had too many problems, the FCC says.** The channels held in reserve for PELTS were released to Private Land Mobile Radio Service use last August after the FCC concluded that at this time PELTS could not adequately meet the public need for emergency communication in remote areas. Had PELTS succeeded, it would have used frequencies in the 220-222 MHz band.

In December 1989, in response to a petition filed by Kenneth Seymour KA7OSM, the FCC proposed PELTS for two reasons: emergency

rescue and reduction of the illegal use of emergency locator transmitters and emergency location-indicating radio beacons. Seymour, a cellular telephone engineer in Beaverton, Oregon, had originally conceived of modifying the 70 MHz Radio Control Radio Service rules for assisting those in distress in remote areas.

The FCC sought input from organizations and individuals. Fifty parties, consisting of search-and-rescue (SAR) organizations, the Civil Air Patrol, local and state agencies, manufacturers, radio user organizations, and individuals, responded with comments, and eight filed reply comments.

After carefully reviewing the responses, the FCC's decision to reject PELTS was apparently based on two issues: the watch-and-response system for PELTS was not sufficiently developed, which would result in uneven usage and a lack of support for refining the new technology; and the legal trend of pursuing large damage suits would probably discourage individuals and organizations knowledgeable in search and rescue operations from participating in PELTS.

For now, people camping, hiking, mountain climbing, or living in remote areas will have to continue to rely on devices such as smoke flares, strobe lights, signal mirrors, and balloons to alert search-and-rescue teams of distress and the need for emergency intervention. The FCC is looking to the Interagency Committee on Search and Rescue (ICSAR) for guidance on future developments. *TNX Westlink Report, No. 608.*

## Earthwinds Balloon

**In mid-November, the Earthwinds around-the-world manned balloon flight will be launched from northeastern Ohio.**

As described in the March '91 ATV column, three balloonists will fly at 35,000 feet in a pressurized capsule as they circle the globe. Captain Larry Newman KB7JGM plans to operate from the balloon on 28.303 MHz throughout the mission. In addition, when he is occupied with other duties, there will be a CW or voice telemetry downlink on this frequency which will periodically relay the balloon's current latitude, longitude, altitude and ground speed. Since this is the same frequency that is used by the CQ All School's Net (the net meets every Tuesday and Thursday at 12:30-1:30 p.m. Eastern time), it's hoped that schools as well as hams worldwide can have a great time tracking the balloon's progress on its record-breaking non-stop flight.

While over the U.S., there will also be a live TV downlink from the capsule on 434 MHz (fast-scan ATV) as well as a 2m FM signal on 144.340 MHz.

# LETTERS

## From the Hamshack

**Keith Littlejohn via 73 BBS** You told us a while back that kids should be able to learn the code at 20 wpm as easy as learning 5 wpm.

We (Kyla N7JVA and I) have five kids, and the three big ones (8, 7, and 5) are getting interested in ham radio and want HF privileges. So where are the 20 wpm tapes for beginners?

This isn't a silly comment! All of the high-speed code tapes are for upgrading from slower speeds, not for starting from scratch.

*20 wpm is 20 wpm, so what would be different about a tape for beginners?*

*As I've written in my editorials every few years, you sit down with a 20 wpm tape and start listening. It's a blur, right? Not quite. If you start listening, you'll hear an E when it goes by. Write down E every time you hear it. Then start listening for T, and write down both E and T as they go by. Next start listening for I, and so on through the alphabet. It's a cinch. In a few hours, you're copying all of the letters, numbers, and punctuation... and at 20 wpm. Beats the hell out of trying to gradually speed up... Wayne*

**Jeffrey Viola, Jackson NJ** I am a new subscriber to *73 Magazine*, and a wanna-be ham for about 25 years (I'm 36). Probably would have become one as a youngster, but neither my father nor anyone else would take time with a 10-year-old who loved to take apart walkie-talkies, radios, or any other electronic gadget. Over the past two years, I bought the *ARRL Handbook* and every old *QST* I could get my hands on, and have been teaching myself radio electronics. Was gonna go for my Novice (old style) CW ticket, but something held me back... perhaps it was the coma I slipped into listening to the local ham club weekly rag-chew on 2 meters.

When I heard the FCC was going to issue no-code tickets, I jumped for joy! After all, I'm currently employed by a major stock brokerage house as AVP of their communications dept. Talk about technology—we've been sending data via modems at 9,600 bps for a decade. I have one 18 GHz and 23 GHz microwave radios (digital!) linking our headquarters. The 23 GHz radio alone gives me 28 channels, each 1.544 MHz wide! When the big earthquake hit California two years ago, we talked to our people on cellular radiophones. I'm looking into hooking up our SUN workstations on RF or infrared LANS. And "you" wanted me to learn code? Give me a laptop PC hooked to microwave spread-spectrum radio!

The point of my letter is this, however: For all the editorial lip service, *QST*, *73* (yes, *73*), and other publications have given to the new no-code ticket,

where are the articles for the potential no-code ham? Other than the one-shot, pat-on-the-back short articles last spring, I have not seen one article. If a computer literate kid picked up this issue of *73*, would he know he could get a ham ticket? I called the local ham club and asked about it, and got less info from them than from a reluctant witness at a Mafia trial....

I personally believe that everyone is afraid that 50 MHz+ will become CB-land. Where are, at least, the UHF articles? Why not get electronics/ham advertisers to put out a special no-code one-time magazine? Charge a few bucks and put it on the racks for one year? And let us know where to sign up to take the no-code??

*Jeffrey, we've published quite a few VHF and UHF articles recently. Look for future issues which will show you ways to enter the exciting world of VHF/UHF without breaking the bank. By the way, the magazine you'd like to see is a reality... it's called Radio Fun, and is now into its third issue!... Bill WB8ELK*

**Richard Bovee KF8NT, Toledo OH** It has been said that along with the influx of the new no-code Technician class amateurs will come new technology. Along with that influx will come new amateur organizations, each striving to be the best they can be, serve their community and better the communications in their area. This, of course, will mean more repeaters. Herein lies the problem: repeater coordination. Good luck! This is exactly the situation we have found ourselves in. We cannot seem to find a 2 meter frequency that can be coordinated. Paging through the repeater directory, I find in some instances, and not to my amazement, more than one repeater per band per individual/club.

Do you suppose the time is near when the FCC should restructure the assignment of repeater frequencies and allow only one frequency pair per band per individual/club?

**Jeffrey C. Montgomery WB4WXD, Palestine TX** Congratulations on having a fine magazine that attempts to tell it like it is in the amateur community. Mr. Green's columns make life interesting, to say the least, and is the first thing turned to every month. BUT, I have to disagree with a statement made regarding Morse code as it pertained to emergency communications. Mr. Green stated that he was not aware of an emergency situation where code was used in lieu of voice or other modes because of their inability to get through atmospheric conditions. I was personally involved in a situation that proved said value of the code to do just

that.

On November 15, 1987, East Texas was hit by several tornados. Our town was particularly hard hit, and lost most of its local and all of its long-distance telephone service. The local ham community swung into action and set up command posts throughout the city. Connection was made to the evening NTs traffic net on 75m using SSB as the primary mode. Because of the static crashes on the air, voice operation was unintelligible. The operators on both ends switched to CW, and although difficult to copy, the traffic did get through that night. The next morning when conditions improved, the traffic was handled on 40m SSB. In all, over 400 pieces of traffic were handled from as far away as Australia. The code proved essential to our operation that first night. We used SSB and packet for the majority of the remaining Health and Welfare traffic.

I am an Extra class ham who has paid his dues to the 20 wpm deity, but I also support the no-code Technician for those who desire to go that route. I've seen some fine, new Techs who are valuable to the service. But I think the reported death of CW is premature. Let's not write off a mode of communication that has proved itself of great value over the years.

**Darren Leno WD0EWJ** Now that you've piqued my interest in microwaves and all the other things I haven't tried yet, I'd really enjoy seeing more articles on the subject. Take us beyond 10 GHz, and show us where to go to teach ourselves more.

I would also like to see an article that describes the mysterious modes that we hear about but never quite understand, like pulse modulation and spread spectrum. I think many of us don't understand what we are even allowed to do on these high frequencies, let alone how to do it.

Thanks to your badgering, I've become very interested in trying modes that are new to me. I'm saving to buy fast-scan TV equipment, and recently purchased an MFJ digital thingamajiggy so I can learn about ancient modes like AMTOR, RTTY, packet, and stuff. I know I'm 10-30 years behind the times, but better late than never. Moon bounce holds a big fascination for me, and I've been listening to their nets on 20 meters.

Hey, why don't we put a 24 GHz repeater on the moon?

As for your plea to get "good" hams on 20 meters, I went and bought an HF rig just for you. I absolutely cannot believe what I hear on 14.312 (or thereabouts). It makes you want to do something, like tell those guys off. But then, we become part of the problem. So what is the solution? If hams are going to be self-policing, let's give hams some police power.

*Darren's Big Solution to the 20 Meter Fiasco:* Any ham who has not incurred a violation may become a "Band Monitor" after receiving approval by a full vote of the VEC organizations. If there is any objection by any VEC, that per-

son will not be eligible to become a Band Monitor, but may reapply after one year. There will be no less than 100 Band Monitors and no more than 200.

The specific qualifications for becoming a Band Monitor would be decided later, but this method would prevent any one group from monopolizing the policing function. Band Monitors are responsible for monitoring the bands and issuing "notices" for simple violations. If a ham is a frequent offender, or commits extremely disruptive actions, the Band Monitor complaint is referred to the Hearings Board with the evidence (tape recording).

The Hearings Board is made up of two hams appointed by each VEC. These hams would hear complaints brought by Band Monitors and would have the authority to dish out license suspensions of up to one year. Revocation would be a penalty that only the FCC, on the recommendation of the Hearings Board, would be able to implement.

I think hams need to give themselves some teeth, Wayne. The FCC already makes a provision to listen to the advice of frequency coordinators in disputes arising from repeater interference cases. Why not give the VECs a little more authority to regulate the hams they are licensing?

**Howard Pomeroy KA1ZCY, Suffield CT** One of the reasons I'm writing is to inform you that I finally passed my Novice CW and theory, and now, Wayne, I am a ham. My callsign is KA1ZCY, and I am so proud of it. My only regret is that my dear Mom and Dad weren't here to share my excitement with me.


*73* is a fine journal, my only comment is I wish the "DX" column were a bit larger.

**G. Eric Ferguson KA6USJ, Concord CA** OK. You've finally done it!! I am now motivated to upgrade from Novice to Tech. I'm your 8th place winner in the Ham-It-Up Sweepstakes. Up till now, I have had many excuses to not upgrade. Lack of money, no place for an antenna, can't remember code, etc., well, you get the idea. Even my Commodore 64 was given to me, and now it's an orphan. I have never been on the air yet, and have had my license for around 10 years. I admit I was hoping to win an HF rig, but I think I'm really going to enjoy the 2m/440 rig. THANKS!!

**Fran KG7NZ via 73 BBS** I enjoy your magazine immensely. Never stop griping and grouching, it encourages the rest of us to consider other ideas and problems. I also look forward to logging some time on your BBS now that it is up and running.

*The new BBS has been up and running full-time since the end of July. Everyone is welcome to browse through the ever-growing list of useful programs you can download. We now have over 1000 users! Feel free to give it a call at (603) 525-4438... Bill WB8ELK*

# AEA is...



## Packet...plus!

If you want the best Packet or multi-mode equipment available, look no further. These data controllers have no equal when it comes to features, performance and value.

The versatile DSP-2232 (above) is simply the most powerful multi-mode controller available to amateurs. It features Digital Signal Processing modems, dual simultaneous ports, all known amateur digital modes, Packet and AMTOR mailboxes, and much more.


The legendary PK-232MBX (top right) has long been the most popular data controller ever, and is still going strong. Includes: Chebyshev filter design, Host Mode, Signal Identification mode and more. With features like these, no wonder it's number 1.

For Packet only, the PK-88 (center) and its PC-compatible plug-in counterpart, the PCB-88 (bottom right) offer AEA's famous Host Mode, Packet maildrop, KISS mode, lithium battery-backed RAM...the list goes on and on.

When hams think of Packet, they think of AEA.

AEA is Packet...plus!

For complete information on these or any other AEA products, call the toll-free Info-Line at (800)432-8873.



**AEA**  
Advanced Electronic  
Applications, Inc.

P.O. Box C2160/2006 196th St. S.W. Lynnwood, WA 98036  
Technical Support (206)775-7373 FAX (206)775-2340  
Upgrade Line (206)774-1722  
CompuServe I.D. 76702,1013

All specifications subject to change without notice or obligation. ©1991 AEA, Inc. All Rights Reserved.

# BEST OF MFJ

**MFJ, Bencher and Curtis team up to bring you America's most popular keyer in a compact package for smooth easy CW**



MFJ-422B

**\$134<sup>95</sup>**

The best of all CW world's -- a deluxe MFJ Keyer using a Curtis 8044ABM chip in a compact package that fits right on the Bencher iambic paddle!

This MFJ Keyer is small in size but big in features. You get iambic keying, adjustable weight and tone and front panel volume and speed controls (8-50 WPM), dot-dash memories, speaker, sidetone and push button selection of automatic or semi-automatic/ tune modes. It's also totally RF proof and has ultra-reliable solid state outputs that key both tube and solid state rigs. Use 9 volt battery or 110 VAC with MFJ-1305, \$12.95.

The keyer mounts on a Bencher paddle to form a small (4-1/8 x 2-5/8 x 5/2 inches) attractive combination that is a pleasure to look at and use.

The Bencher paddle has adjustable gold plated silver contacts, lucite paddles, chrome plated brass and a heavy steel base with non-skid feet.

You can buy just the keyer assembly, MFJ-422BX, for only \$79.95 to mount on your Bencher paddle.

## Deluxe 300 W Tuner



**MFJ-949D** is the world's most popular 300 watt PEP tuner. It covers 1.8-30 MHz, gives you a new peak and average reading Cross-Needle SWR/Wattmeter, built-in dummy load, 6 position antenna switch and 4:1 balun -- in a compact 10 x 3 x 7 inch cabinet. Meter lamp uses 12 VDC or 110 VAC with MFJ-1312, \$12.95.

## Antenna Bridge

Now you can quickly optimize your antenna for peak performance with this portable, totally self-contained antenna bridge.

No other equipment needed -- take it to your antenna site. Determine if your antenna is too long or too short, measure its resonate frequency and antenna resistance to 500 ohms. It's the easiest, most convenient way to determine antenna performance. Built-in resistance bridge, null meter, tunable oscillator-driver (1.8-30 MHz). Use 9 V battery or 110 VAC with AC adapter, \$12.95.

## Super Active Antenna

"World Radio TV Handbook" says MFJ-1024 is a "first rate easy-to-operate active antenna ... quiet ... excellent dynamic range ... good gain ... very low noise ... broad frequency coverage ... excellent choice."

Mount it outdoors away from electrical noise for maximum signal, minimum noise. Covers 50 KHz to 30 MHz.

Receives strong, clear signals from all over the world. 20 dB attenuator, gain control, ON LED. Switch two receivers and aux. or active antenna. 6x3x5 in. Remote unit has 54 inch whip, 50 ft. coax and connector. 3x2x4 in. Use 12 VDC or 110 VAC with MFJ-1312, \$12.95.

**MFJ-1024** \$129<sup>95</sup>

## VHF SWR/Wattmeter




**MFJ-812B** \$29<sup>95</sup>

Covers 2 Meters and 220 MHz. 30 or 300 Watt scales. Also reads relative field strength 1-170 MHz and SWR above 14 MHz. 4 1/2 x 2 1/4 x 3 in.

## MFJ Coax Antenna Switches



**\$34<sup>95</sup>** MFJ-1701



**\$21<sup>95</sup>** MFJ-1702B



**\$59<sup>95</sup>** MFJ-1704

Select any of several antennas from your operating desk with these MFJ Coax Switches. They feature mounting holes and automatic grounding of unused terminals. They come with MFJ's one year unconditional guarantee. **MFJ-1701**, \$34.95. 6 pos. 2 KW PEP, 1 KW CW. 1.8-30 MHz. 10x3x1 1/2 in. **MFJ-1702B**, \$21.95. 2 positions plus new Center Ground. 2.5 KW PEP, 1 KW CW. Insertion loss below .2 dB. 50 dB isolation at 450 MHz. 50 ohm. 3x2x2 in. **MFJ-1704**, \$59.95. 4 position cavity switch with lightening/surge protection device. Center ground. 2.5 KW PEP, 1 KW CW. Low SWR. Isolation better than 50 dB at 500 MHz. Negligible loss. 50 ohm. 6 1/4 x 4 1/4 x 1 1/4 in.

## "Dry" Dummy Loads for HF/VHF/UHF



**MFJ-260B** \$28<sup>95</sup>



**MFJ-264** \$59<sup>95</sup>



**MFJ-264N** \$69<sup>95</sup>

MFJ has a full line of dummy loads to suit your needs. Use a dummy load for tuning to reduce needless (and illegal) QRM and save your finals. **MFJ-260B**, \$28.95. VHF/HF. Air cooled, non-inductive 50 ohm resistor. SO-239 connector. Handles 300 Watts. Run full load for 30 seconds, derating curve to 5 minutes. SWR less than 1.3:1 to 30 MHz, 1.5:1 to 150 MHz. 2 1/2 x 2 1/2 x 7 in. **MFJ-264**, \$59.95. Versatile UHF/VHF/HF 1.5 KW load. Low SWR to 650 MHz. Run 100 watts for 10 minutes, 1500 watts for 10 seconds. SWR is 1.1:1 to 30 MHz, below 1.3:1 to 650 MHz. 3x3x7 inches. **MFJ-264N**: "N" connector.

## HF or VHF SWR Analyzer™

MFJ's revolutionary new SWR Analyzers give you a complete picture of your antenna SWR over an entire band -- without a transmitter, SWR meter or any other equipment. Just plug your antenna into the coax connector, set your SWR Analyzer™ to the frequency and read SWR off the meter. You can find your antennas true resonant frequency right at your feedline -- something a noise bridge can't do. Battery operated and handheld sized -- makes it sooooo easy to work on antennas. **MFJ-207**, 1.8-30 MHz; **MFJ-208**, 142-156 MHz. 9V battery or 110 VAC with MFJ-1312, \$12.95.

## MFJ Speaker Mics

MFJ's compact Speaker/Mics let you carry your HT on your belt and never have to remove it to monitor calls or talk. You get a wide range speaker and first-rate electret mic element for superb audio on transmit and receive. Earphone jack, lapel clip, PTT. **MFJ-284** fits ICOM, Yaesu, Alinco. **MFJ-286** fits Kenwood.

**MINIATURE SPEAKER MICS**: 2" x 1 1/4" x 1/4". **MFJ-285** and **MFJ-285L** (with "L" connector) fit Icom, Yaesu or Alinco; **MFJ-287** or **MFJ-287L** fit Kenwood; **MFJ-283**: Split jack Alinco. All features of compact models. One year guarantee.

## MFJ-1278 Multi-Mode Data Controller

Use computer to transmit/receive in all 9 digital modes: Packet, AMTOR, ASCII, CW, RTTY, FAX, SSTV, Contest Memory Keyer and Navtex receive. Automatic Signal Analysis™ (ASA™), Easy-Mail™, printer port, 20 LED tuning indicator, AC supply, Host, Multi-gray level modem, CW key paddle jack and tons more. Options include 2400 baud modem (MFJ-2400, \$69.95) and software with cables for IBM compatible, Commodore 64/128, Macintosh and VIC-20. **MFJ-1278T**, \$359.95. MFJ-1278 with 2400 modem built in.

## 12/24 Hour LCD Clocks



**\$19<sup>95</sup>** MFJ-108B



**\$9<sup>95</sup>** MFJ-107B

Huge 5/8 inch bold LCD digits let you see the time from anywhere in your shack. Choose from the dual clock that has separate UTC/local time display or the single 24 hour ham clock.

Mounted in a brushed aluminum frame. Easy to set. The world's most popular ham clocks for accurate logs. **MFJ-108B** 4 1/2 x 1 x 2; **MFJ-107B** 2 1/4 x 1 x 2 in.

## Cross-Needle SWR Meter

MFJ Cross-Needle SWR/Wattmeter has a new peak reading function! It shows you SWR, forward and reflected power in 2000/500 and 200/50 watt ranges. Covers 1.8-30 MHz.

Mechanical zero adjusts for movement. SO-239 connectors. Lamp uses 12 VDC or 110 VAC with MFJ-1312, \$12.95.

## Deluxe Code Practice Oscillator

**MFJ-557** Deluxe Code Practice Oscillator has a Morse key and oscillator unit mounted together on a heavy steel base so it stays put on your table. Portable because it runs on a 9-volt battery (not included) or an AC adapter (\$12.95) that plugs into a jack on the side.

Earphone jack for private practice, Tone and Volume controls for a wide range of sound. Speaker. Key has adjustable contacts and can be hooked to your transmitter. Sturdy. 8 1/2 x 2 1/4 x 3 3/4 in.

**MFJ-557** \$24<sup>95</sup>

## MFJ Multiple DC Outlet

New MFJ DC Power Outlet saves you space and money. Hook it to your 12 VDC power supply and get 6 DC outlets for connecting your accessories. RF bypassing keeps RF out of power supply from DC line outlet. 1 3/2 x 2 3/4 x 2 1/2 in.

Nearest Dealer/Orders: 800-647-1800

**MFJ ENTERPRISES, INC.**  
Box 494, Miss. State, MS 39762  
(601) 323-5869; FAX: (601) 323-6551  
TELEX: 53 4590 MFJ STKV

• One year unconditional guarantee • 30 day money back guarantee (less s/h) on orders from MFJ • Add \$6.00 each s/h • FREE catalog MFJ . . . making quality affordable

Prices and specifications subject to change without notice or obligation.

# Voice ID on a Chip

Throw your voice with this versatile circuit.

by Bill Brown WB8ELK

Every so often a device appears on the market that really gets my attention. A company called Information Storage Devices (ISD) recently introduced an IC chip called the ISD1016. This little wonder is the equivalent of a tape recorder on a chip! It eliminates all of the analog-to-digital (and digital-to-analog) circuitry that was required in the past to store and play back voice messages.

## One-Chip Voice Storage

This single IC contains a microphone preamplifier, storage circuitry and an audio amplifier. This means that you only need to add a microphone, a speaker and a couple of switches and you have a complete audio recorder and voice identifier. The ISD10XX series utilizes a storage technology similar to that of an EEPROM (Electrically Erasable Programmable Read Only Memory). You may have heard of EPROMs (Erasable Programmable Read Only Memory). You can write data into an EPROM, but it requires a dose of ultraviolet light to erase the memory. Data can be stored into an EEPROM, but it is easily erased with a voltage instead of UV light. This gives you a powerful storage device that can be used over and over again many thousands of times.

The amazing thing about this technology is that the memory is non-volatile. That means that you can remove all power from the IC, even take it out of its socket, and it will retain all of the data stored inside. For example, you could record your voice, set the ISD chip on a shelf for years, plug it back into your playback circuit, and your voice would still be there! One other advantage of this EEPROM technology is that the ISD device samples and stores the actual voltage levels (analog storage) of the recorded audio, resulting in a high-fidelity playback.

## Audio Fun

Since most of the complicated digital circuitry

is eliminated with this new IC, it's easy to build up some very interesting audio devices. You may have seen those talking key chains with a few canned phrases. Now you can build your own version (although somewhat larger) that talks in your OWN voice. It's quite a lot of fun to put one of these in your pocket, hit the playback button, and watch as people think you're a fantastic ventriloquist. Be careful what you record, it could get you into trouble if you hit the button accidentally! In its simplest form, you can use a voice storage unit as an electronic note pad. You could leave messages for your family and friends, which they could play back later. Add a few switches and a few more components and you have some very powerful audio aids for your hamshack!

## Contest Microphone

If you've been in a contest or an event such as Field Day, you know that endlessly repeating "CQ Field Day, this is..." can wear you down after a while. Wouldn't it be great to have a device that sent this message out (in your own voice) with the push of a button? How about storing two messages on one chip? A voice identifier which can hold two (or more) additional messages, such as "You're 5-alpha in New Hampshire," would really save those vocal chords. You would only need to speak into the microphone to acknowledge the other station's call sign.

## How it Works

The ISD1016 IC chip can record and play back a 16-second message (their new ISD1020 chip can be substituted in the circuit and allows 20 seconds of recording, but at a reduced audio bandwidth). The folks at ISD added digital control to their IC, allowing you to select the starting point address of your message. With the appropriate circuitry, you could divide up this 16-second chip into 160 messages, although

they would be only 0.1 second long. For our voice ID, we'll use just two of these address lines to divide our 16-second storage area into two 8-second messages. Note, however, that if you start recording your message at the beginning of the chip, you can use the whole 16 seconds for your message if you so desire.

Your voice is fed into the storage chip via a miniature electret microphone. Toggle switch S3 sets up the voice ID chip to either a record or playback mode. Push-button switch S1 (momentary contact) selects the message start address and activates a 555 timer which brings the 1016's Power Down (PD) and Chip Enable (CE) lines low to start the message number one playback. In a similar manner, switch S2 selects message number two. After each message is played back, pin 25 on the ISD1016 goes low (the end of message signal, or EOM). The voice ID circuit uses this to reset the 555 timer which puts the voice identifier IC into standby mode for extremely low current consumption (3 milliamps when using a voltage regulator, and 150 microamps without the regulator when using a 5 or 6-volt supply). [Note: If you operate this circuit without the 7805 regulator, do not exceed 6 volts for a power source. If you go this route, substitute a 1N4001 (or equivalent) diode in place of the voltage regulator, as shown in the schematic in Figure 1.]

To record, switch S3 bypasses the timer circuit and selects the Play/Record input on pin 27. This allows you to activate the ID chip, as long as you hold down on one of the message push-buttons.

The ISD chip was designed to function in a cascaded fashion with a number of ICs in series for extended recording time. When one chip overflows its storage area, it uses the EOM line to turn on the next IC in the cascade. In a single-chip application you need to reset the voice storage device to continue operation if it overflows. This is done by bringing the PD (power down)

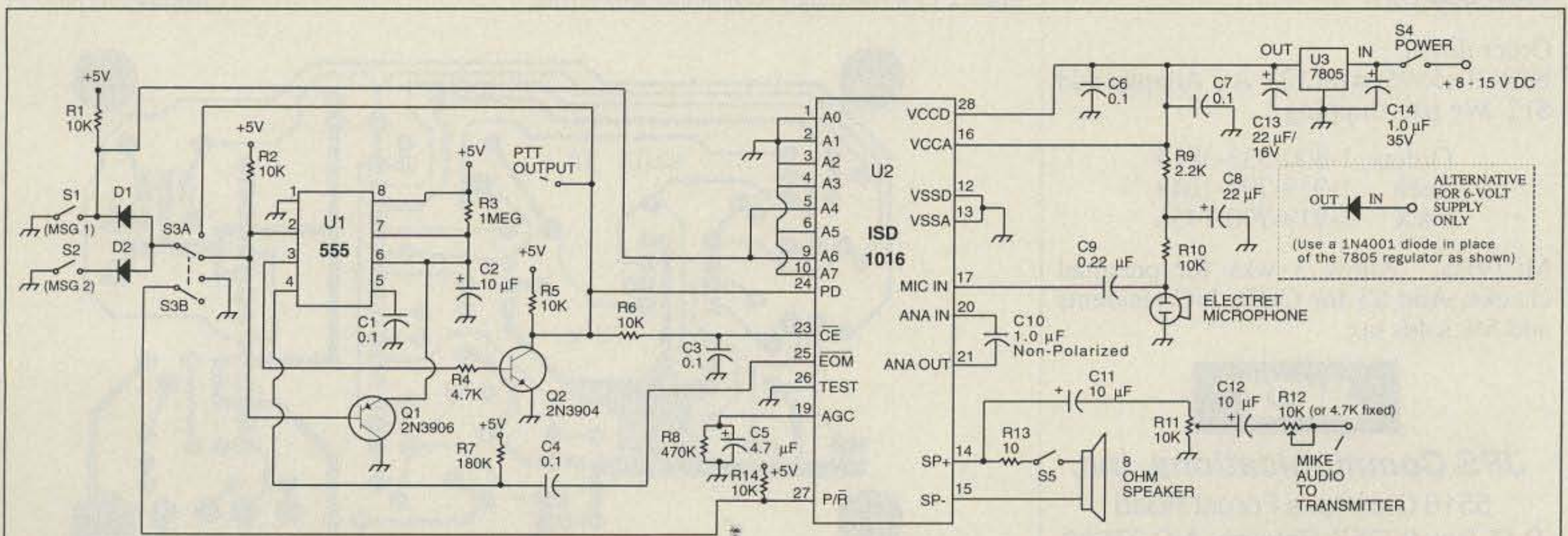


Figure 1. The voice ID schematic diagram.

# REVOLUTIONARY

is the only word to describe this:



The NIR-10 is a Noise/QRM Reducer for SSB VOICE! It is the only device available that can reduce noise and remove heterodynes occurring in the presence of speech. What makes this possible? Real-Time Digital Signal Processing (DSP) using a 40 MHz DSP chip!

•*The NIR-10 is a DSP audio processor that connects to the audio output of your receiver or transceiver and includes a built-in Speaker Amplifier.*

•*Automatically Enhances Voice Reception by Reducing or Eliminating:*  
*Heterodynes & Tune-Ups*  
*White Noise*  
*Ignition Noise*  
*Power Line Noise*  
*RTTY Interference*  
*"Woodpecker"*

•*Includes a Bandpass Filter Mode to Enhance CW and RTTY. Forms a Variable Center Frequency Digital Filter with Selectable Bandwidth. Provides performance that analog filters can't match!*

•*Work More Stations: Allows Reception of Otherwise Unreadable Signals!*

•*Reduces Listener Fatigue.*

•*A Must for DXers, Contesters, and Field Day Ops.*

Order direct:

NIR-10: \$395; with 12V AC Adapter add \$12. We pay shipping.

Orders 1-800-533-3819

Tech 1-919-790-1048

FAX 1-919-790-1456

MC/Visa. Allow 3 wks for personal checks. Add \$3 for COD. NC residents add 5% sales tax.



**JPS Communications, Inc.**

5516 Old Wake Forest Road  
 P.O. Box 97757 Raleigh, NC 27609

Circle 285 on reader service card.

line high (which also puts it into the standby mode). The 555 timer IC also functions as a watchdog timer in case the 1016 doesn't get reset properly. If the voice storage chip goes into an overflow condition, the 555 timer will power it down after 20 seconds. Since the current drain is so low in standby, you can leave the voice ID on for long periods without worrying about your battery life.

The ISD chip interfaces directly to a small speaker. Our circuit taps off of the speaker output with two potentiometers, R11 and R12, which lower the audio signal output so that it can be used on your transceiver's microphone input (typically about 20 to 100 millivolts).

### Assembly

An etched and drilled printed circuit board (see the Parts List) is available which will make assembly of your voice ID easy. As an alternative, if you're used to breadboarding circuitry, everything should fit on one of the smaller prototype boards from Radio Shack. If you use the PC board, you can attach the push-button switches S1 and S2, as well as S3 and the microphone, directly to the board. You only need to wire up a power switch, a battery pack and the speaker. If you want to interface the voice ID to your transceiver, you will have to wire up an appropriate microphone cable (the proper mike diagrams should be listed in your owner's manual). For a contest microphone application, you will have to make up a switch or relay to flip between the voice ID and your regular microphone (you can use the point marked PTT on the PC board and the schematic to trigger an automatic switch or relay when the board is talking). You may also be able to parallel the output of the voice ID across the audio input line on your rig's microphone plug.

If you use a Radio Shack project enclosure, you can mount everything inside (including the battery) to give you one very compact package. If you want to use a 9-volt battery or your shack's 13.8 volt supply, you should wire up the

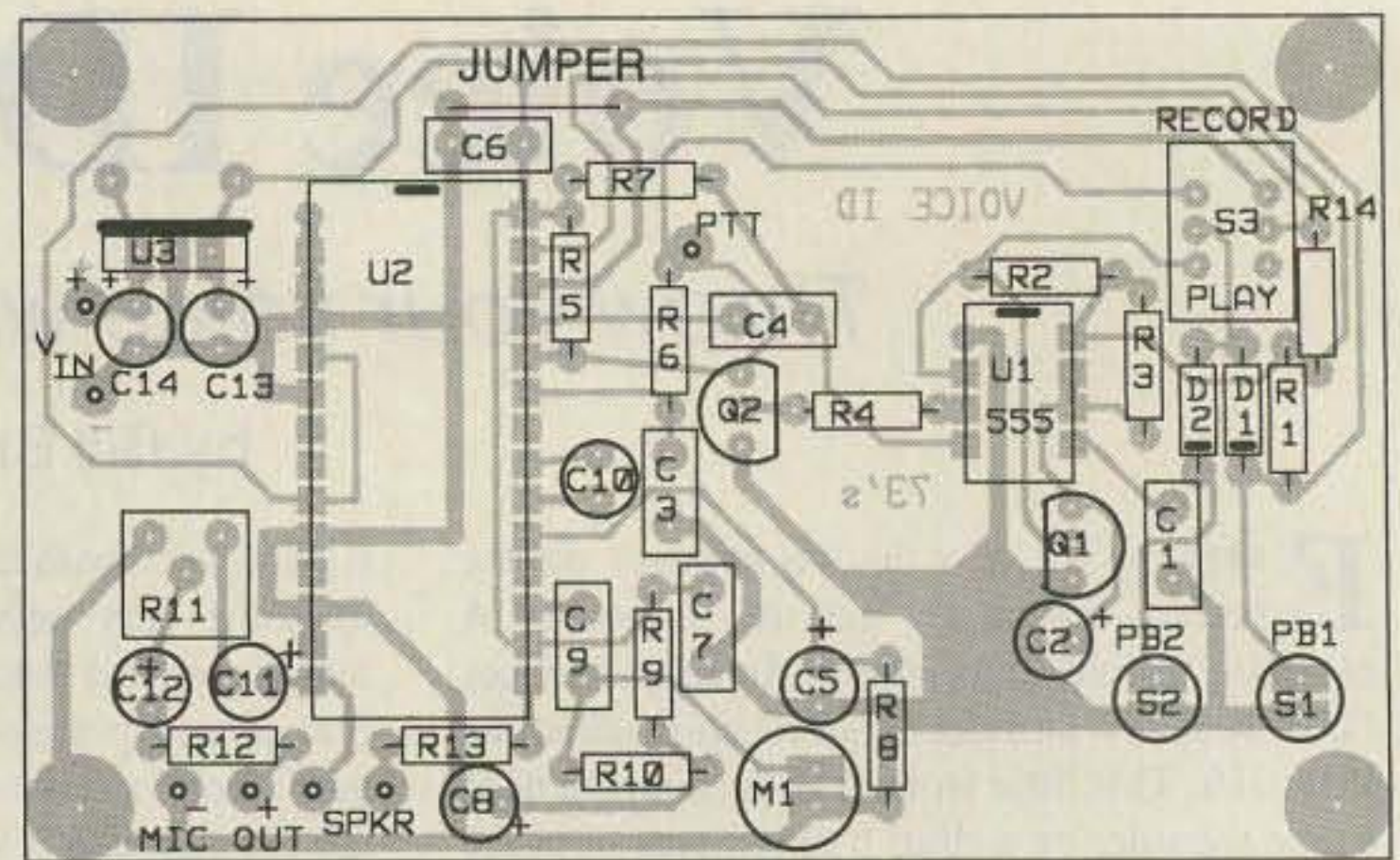


Figure 2. Parts placement overlay (viewed from component side).

7805 5-volt regulator (see the parts placement diagram and schematic). Your standby battery drain will be higher since the voltage draws a few milliamps in standby. For the ultimate in miniaturization, I use a tiny 6-volt single cell battery.

### Operation

To record your message, just flip the *playback/record* switch to the "record" position, hold one of the *message* buttons down, and talk into the miniature electret microphone. As long as you hold down the *message* button, your voice will be recorded. If you want to record two messages, make sure you don't talk over eight seconds for each segment. Don't worry about filling up the whole eight seconds—the ISD1016 has a built-in *End Of Message* (EOM) indicator that tells it when the end of each message occurs. If you only record for two seconds, your playback will end in exactly two seconds. Note that if you exceed eight seconds for message number one, the EOM signal will not work and you'll run over into message number two. If this happens, you'll just have to try recording again. If you want just one message (up to 16 seconds long), record it into message one and ignore the message two button.

To play back your messages, flip the *playback/record* switch back to the *playback* position and hit the message button of your choice.

When using the audio output to drive your HF or VHF rig, adjust potentiometers R11 and R12 (start out with R12 at the mid-range position) for the best quality output from your transmitter. If

*Continued on page 61*

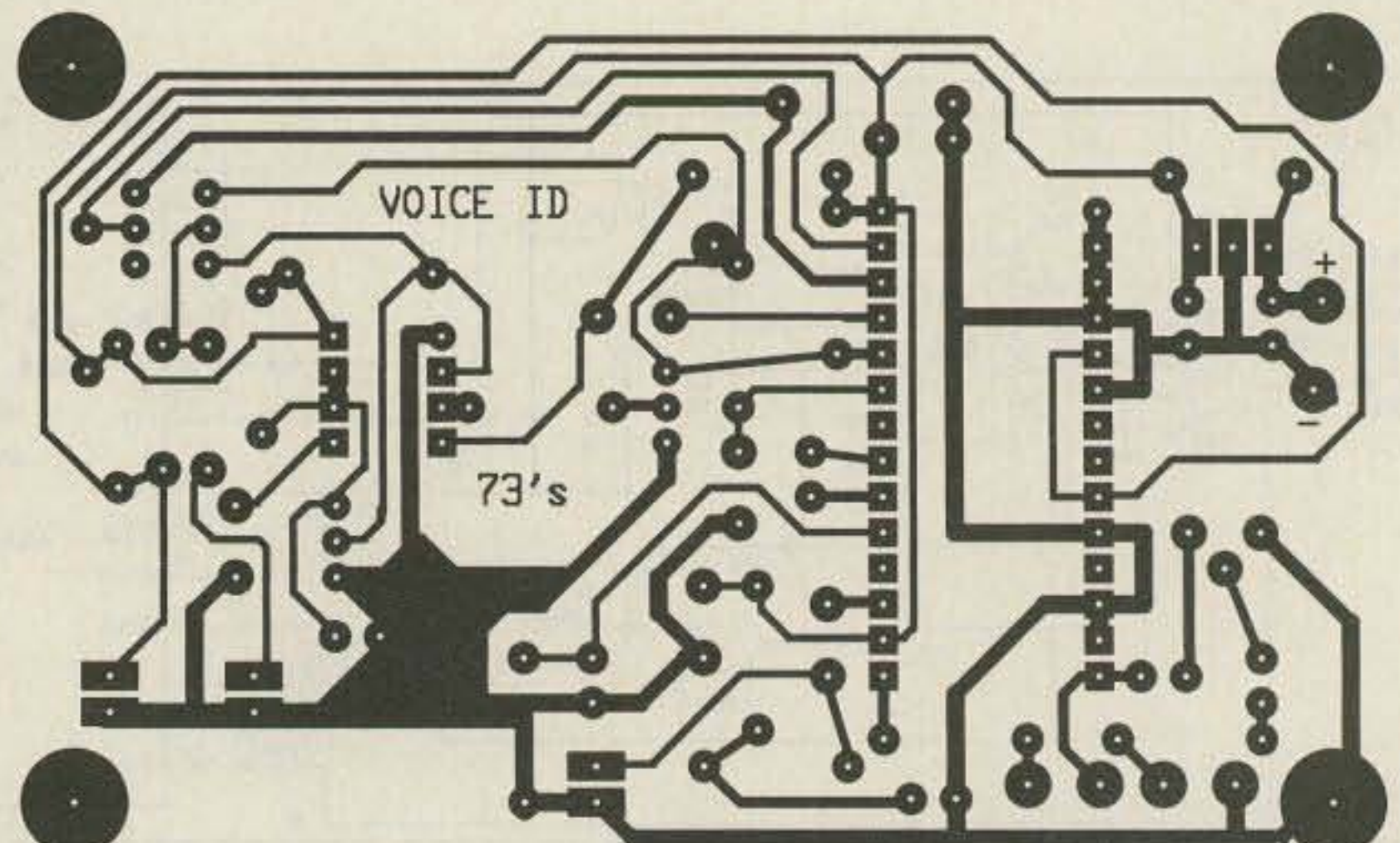


Figure 3. The P.C. board layout for the voice ID (copper foil side).

# HASTA LA VISTA BABY!

Terminate your Search for a Handi-Counter™. We're going to blow you away with this offer! \*\$100. off our full range Model 2810.

\*Limited time only, no discounts and no trade ins. Made in the U.S.A.

# \$159.

**Don't Wait,  
This Offer Can't Last!  
Reg. Price, \$259**



- Full range -10Hz to 3GHz.
- LCD display (daylight visibility).
- True state-of-the-art technology with the high speed ASIC.
- NiCads & Charger included.
- Ultra-high sensitivity.
- Extruded metal case.
- 4 gate times.
- Compatible with MFJ207.

### Suggested options

TA100S:	Telescoping Whip Antenna.....	\$ 12.
CC30	Vinyl Carry Case.....	\$ 14.
BL10:	LED Backlight.....	\$ 15.
BL28:	EI Backlight for use in roomlight and low light.....	\$ 45.
BG28:	Bargraph Signal Level Indicator.....	\$100.
TCXO 30:	Precision ±0.2ppm 20 to 40°C temp. compensated time base.....	\$100.

Universal Handi-Counter™ Model 3000, \$375. and Bench Model 8030, \$579. Both offer frequency, period, ratio and time interval.



## OPTOELECTRONICS


Call for free catalog - Factory Direct Order Line:

# 1-800-327-5912

FL (305)771-2050 • FAX (305)771-2052

CIRCLE 28 ON READER SERVICE CARD

5821 NE 14th Ave. • Ft. Lauderdale, FL 33334  
5% Ship/Handling (Max. \$10) U.S. & Canada.  
15% outside continental U.S.A.  
Visa and Master Card accepted.



*New Analog Breakthrough!*

# A Voice Recorder in a *Single Chip!*

*The ISD Single Chip Voice Recorder—includes everything you need to record and playback a voice message. It needs only +5V DC to use!\**

The ISD Single Chip Voice Recorder utilizes new analog recording and playback technology that:

- stores up to 20 seconds of natural, human voice
- directly drives a 16 ohm speaker with up to 50 milliwatts
- needs no crystal reference oscillator
- eliminates need for additional ICs

## *These are just a few of the unlimited applications:*

### CONTEST ANNUNCIATOR

Create your own **contest announciator/DXer** voice messages. Now all the elements of voice storage and playback reside on a single chip. Simply connect the chip output to your transceiver's microphone input and you are ready to go.

### "RADIO NOTEPAD"

Record a transmission on your "**analog voice storage (AVS) unit.**" With a flip of a switch, record and playback rare DX and other contacts. Replay transmissions that are QRM'ed until the message is understood.

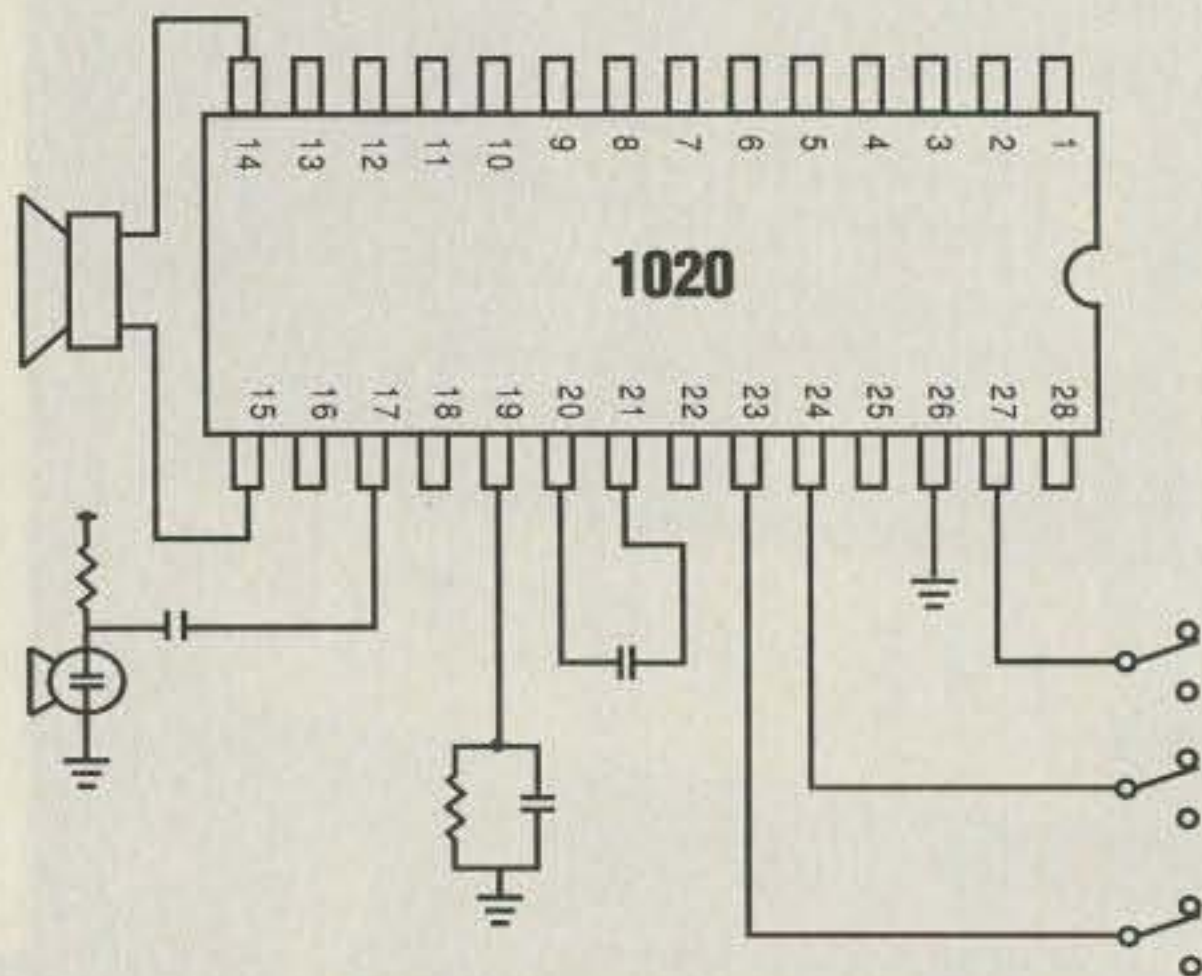
### VOICE MESSAGES

Hook up a microphone to the chip and **record your own voice messages for repeater identification and annunciation.** The chip is non-volatile. Zero current required to maintain message—ideal for portable applications.

*"Non-volatile analog storage semiconductor technology is the most significant breakthrough to occur in the industry in ten years"*

*David Arzel*  
President, ISD  
WA6TJM

*Shown is the ISD 1020 chip and typical external circuit to allow single chip analog recording and playback.*



\*ISD chips eliminate cumbersome and expensive analog-to-digital and digital-to-analog conversion steps by offering direct analog input, analog storage and analog output. A single-chip solution in a 28-pin DIP package. A system can be built with one chip, a microphone, a speaker, a few standard off-the-shelf components and +5 volt DC power source.

**To order** your ISD chip, return the coupon below or...

**CALL TOLL-FREE  
1-800-825-4473**

*Ask for the CHIP special.*



Information Storage Devices, Inc.  
2841 Junction Avenue, Suite 204  
San Jose, CA 95134

Each ISD chip is shipped with a detailed data sheet including hook-up schematic.	QTY	CHIP	DURATION	PASSBAND	COST	TOTAL
<input type="checkbox"/>		1012	12 Sec.	4.5 KHz	\$61.60 ea.	<input type="text"/>
<input type="checkbox"/>		1016	16 Sec.	3.4 KHz	\$55.00 ea.	<input type="text"/>
<input type="checkbox"/>		1020	20 Sec.	2.7 KHz	\$50.60 ea.	<input type="text"/>
						Shipping <b>\$2.00</b>
NAME _____						8.25% Sales Tax (California Res.) <input type="text"/>
ADDRESS _____						
CITY _____ ST _____ ZIP _____						
PHONE (____) _____						GRAND TOTAL <input type="text"/>
Card # _____ M.C. <input type="checkbox"/>						
Exp. Date: _____ Visa <input type="checkbox"/>						
Signature: _____						<b>MAIL COUPON TO: ISD</b> 2841 Junction Avenue, Suite 204 San Jose, CA 95134



# Portable Frequency Counters

*Versatile test equipment that you can really count on.*

by Gordon West WB6N0A

**D**o you own a portable frequency counter? Every ham should have one. Even though you might not do your own internal adjustments to your equipment, a portable frequency counter is a valuable amateur radio accessory.

Here are some everyday ham radio situations where a portable frequency counter can really come in handy. Let's take a look at a typical day in the life of a counter.

## RDFing

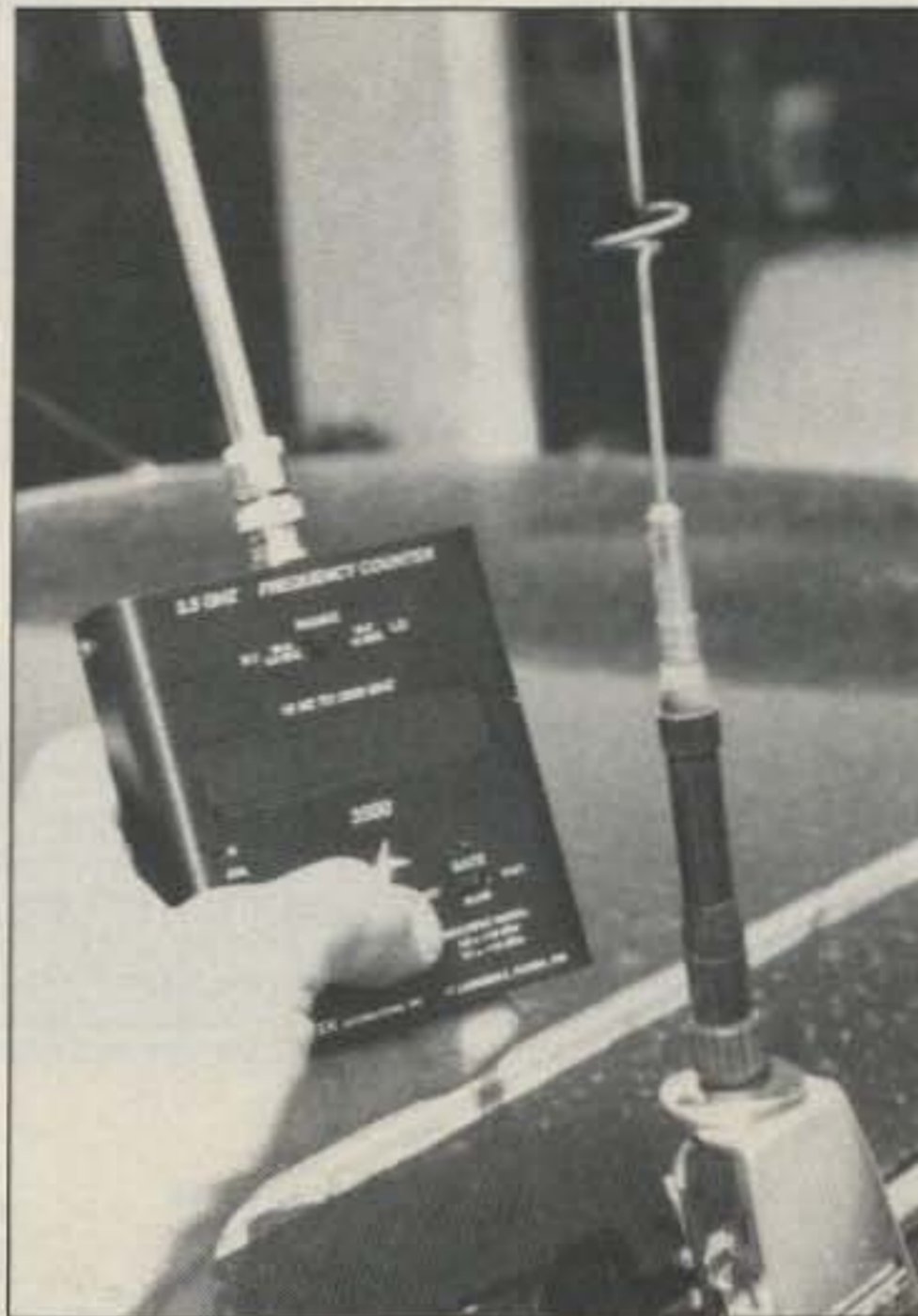
You can use your portable frequency counter to identify sources of radio frequency interference. This activity is also called radio direction finding, or sniffing. I used mine to pin down the problem of an electric garage door that mysteriously flew open at 5:00 p.m. every afternoon except on the weekends.

The counter registered 151.62500 as the door swung into action, and a quick check up and down the street revealed a utility truck with a high-band antenna on the roof. Sure enough, the driver's "at home, 10-7" transmissions at 5:00 p.m. were the cause of the door energizing. A couple of 0.01 microfarad bypass capacitors on the door opener solved the problem.

With some of the newer counters you can actually read the frequency of a 50 watt VHF mobile signal up to 250 feet away. With lower power HTs you can usually read their frequency from a couple of feet away (sometimes from across the room, depending on the sensitivity of the counter).

Do you own a cordless telephone? Trouble with interference from a neighbor? Since many people now own cordless phones, and there are only about 10 possible frequencies, you can resolve interference problems by first figuring out who's on what channel. Usually the channel number is marked on the phone, but that's the first thing to fall off after the cordless gets a cleaning.

Cordless phones only put out flea-powered signals. The counter is able to count out the transponder frequency, and the handset frequency, when held within a couple of inches of the phone's antenna system. Not only will you read out the precise frequency near 46 MHz or 49 MHz, but you can also tell whether or not your set is putting out the right amount of power. If you can read the frequency to within a couple of inches of the cordless phone's antenna, power output is normal. If you can't read the frequency with the anten-



*Photo A. To measure the output frequency of your mobile rig just place the counter near the antenna.*

nas almost touching, your cordless phone probably has low batteries, or low power output. And once you know what frequency your neighbor's cordless phone is on, simply relocate your base unit further away from their particular direction.

## Fine-Tune your UHF Station

If you're into 1270 MHz repeaters, 1270

MHz mobile, and HT equipment, a portable counter can really help you fine-tune your sets. You see, equipment at 1270 MHz will many times "age" on frequency, and be as much as 2 or 3 kHz off-channel after a few months of operation. This is because the equipment may use a fundamental crystal still undergoing the aging process. When I checked out my 1282.4 MHz repeater system, I found that the repeater had aged up 3 kHz in just under a year, my handheld had aged down a whopping 6 kHz in six months, and my mobile unit was 2 kHz high.

Placing this equipment back on frequency is easy—hold the counter within a foot of the opened-up equipment, sample the frequency in the slowest rate, and adjust the trimmer capacitor to put the crystal right back on the money. How do you know which trimmer cap to adjust? It's the one usually in the same can as the crystal, and the technical manual for your equipment normally calls out the exact spot on the board. Use an insulated trimmer-cap wand, affectionately known in the land-mobile industry as the "twiddle stick." It's usually yellow with a tiny metal blade. **CAUTION—MAKE SURE YOU ARE TURNING THE RIGHT TRIMMER, AND NEVER PRESS DOWN ON THE TRIMMER CAPACITOR.** If you fracture the insulating material, you are in big trouble!

## Calibrating Your Counter

But how do you know your counter is calibrated? Most counter manuals merely read, "To calibrate the counter, measure a stable signal of known frequency." Hey, wait a

### Portable Frequency Counter Manufacturers

Alfa Electronics  
P.O. Box 8089  
Princeton NJ 08543-8089  
(609) 275-0220  
(800) 526-2532

Beckman Ind.  
Instrument Product Div.  
3883 Ruffin Rd.  
San Diego CA 92123  
(619) 495-3250

MAXTEC B+K  
Precision Instr. Corp.  
6470 W. Cortland St.  
Chicago IL 60635  
(312) 889-1448

Brainstorm Engineering  
2948 1/2 Honolulu Ave.  
La Crescenta CA 91214  
(818) 249-4383

Digimax Instruments  
7544 Trade St.  
San Diego CA 92121  
(619) 578-7171

John Fluke Mfg Co.  
P.O. Box 9090  
Everett WA 98206  
(800) 443-5853

Procomm  
1948 Coventry Court  
Thousand Oaks CA 91362  
(805) 497-2397

Optoelectronics  
5821 N.E. 14th Ave.  
Ft. Lauderdale FL 33334  
(800) 327-5912 orders  
(305) 771-2050 info

Startek  
398 NE 38th St.  
Ft. Lauderdale FL 33334  
(800) 638-8050 orders  
(305) 561-2211 info

High Performance Software by WA7RAI

**QUICKYAGI II . . . . \$40.00**

- 100% computer-designed yagis for non-tech users.
- Auto optimizer; optimum gain, F/B & bandwidth.
- Auto/ manual modes. • 2- 12 elements to 500 mhz.
- Fastest analyzer available; calculates gain, F/B, and impedances in seconds (instantly w/math co-proc.).
- Log or linear el. & az. polar plots w/ beamwidth.
- Easiest to use of all yagi modeling programs.
- Accuracy verified. • ARRL lab tested. • Includes 2 versions; for math co-proc. & no math co-proc.
- Req. 360k & Hercules, CGA, EGA, or VGA graphics.

**These util. are incl. in all "PLUS" pgms:**

- 4 prog. time-zone clocks. • 200 yr calendar. • 10 min QSO timer.
- Programmable log timer • DXCC d-base w/ beam-head.
- Notepad w/ auto date reminder.

**These features are in all Log pgms:**

- Prints mailing labels & batch QSL reports • Scrolling log display w/ spreadsheet type data entry. • Hot keys.
- Prog. auto entries. • Search/modify files. • QSL tracking.
- Personal D-base. • Auto prefix/call/country/state search.
- QSL tracking. • On-screen help.
- Search/sort/modify all calls

**The following are in all "X" pgms:**

- Kenwood Tx/Rx control & display.\*

**The following are in all "II" pgms:**

- Integrated auto-key plus program.
- Iambic compat. paddle key etc.
- 9 prog. TX buffers etc. • Hardware included.
- Standard and Farnsworth rates.

- AUTOLOG PLUS . . . . . \$25.00**
- AUTOLOG PLUS-X . . . . . \$35.00**
- AUTOLOG PLUS II . . . . . \$45.00**
- AUTOLOG PLUS II-X . . . . . \$55.00**
- AUTOKEY PLUS . . . . . \$30.00**
- AUTOKEY PLUS-X . . . . . \$45.00**
- QSO MANAGER (PLUS-X) . \$25.00**

For PC/XT/AT and Compatible.  
5.25" & 3.5" floppies. Add \$3.00 if outside U.S. and Canada. Az. orders add 5.5% state tax.

**CALL SIGN REQUIRED W/ ORDER.**

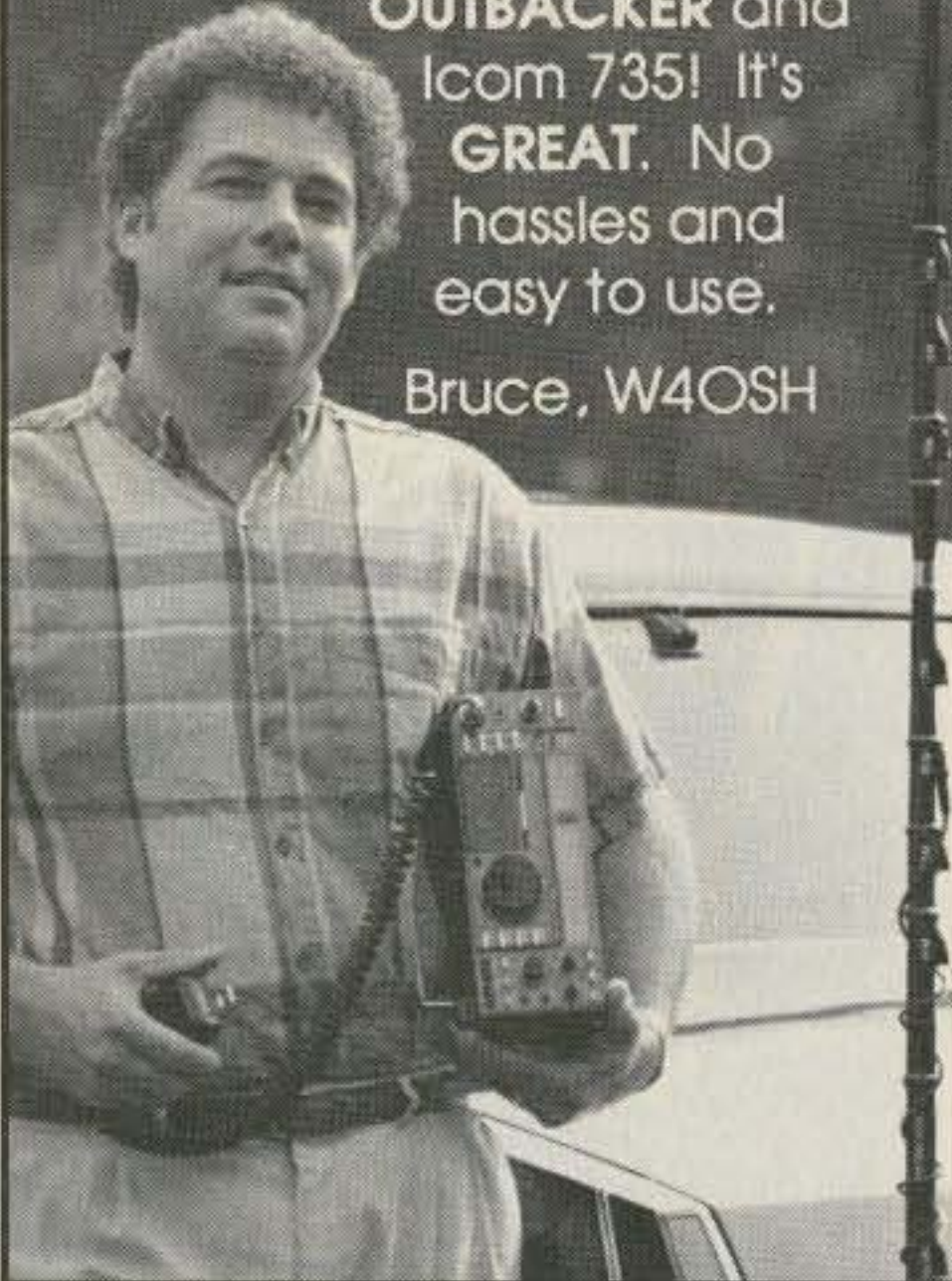
\*Requires computer ready transceiver.

**RAI ENTERPRISES, 4508 N. 48th Dr.  
Phoenix, AZ 85031 USA**

CIRCLE 279 ON READER SERVICE CARD

I love my **OUTBACKER!**

I've worked over 200 countries mobile with my **OUTBACKER** and Icom 735! It's **GREAT.** No hassles and easy to use.



Bruce, W4OSH

In North America contact:  
**OUTBACKER ANTENNA SALES**  
330 Cedar Glen Circle  
Chattanooga, TN 37412  
(615)899-3390 faxphone  
TechTalk: 5:00-10:00 p.m. est.

Worldwide contact:  
**TERLIN AERIALS**  
unit 2, 3 Yampi Way,  
Willetton W.A. 6155  
AUSTRALIA  
tel. (011)6194576238  
fax (011)6194577737

CIRCLE 262 ON READER SERVICE CARD

minute—how do you know that the frequency you are measuring is right on in the first place?

Find yourself a commercial FM radio station tower. FM broadcast stations are constantly monitored by the FCC and the FM station chief engineer for being on frequency within just a cycle or two. Get within a ball-park length of a big FM radio station antenna, and your counter now jumps to life. Many counters require a tiny jeweler's screwdriver to make the calibration adjustment, and you must remove the screwdriver each time you take a reading. First, take readings at the fast gate time to get close, then go to the long gate time for final adjustments. When everything reads out right on the center frequency, you know your counter is on the money. Every town has its own FM broadcast station, so use them to your counter's calibration advantage!

**Resolve your Frequency**

For sniffing out unknown frequencies, run your counter in the fast gate time. Use slow gate times only for actively calibrating equipment, or checking a set for on-frequency operation. NEVER hook the output of the transceiver directly to the input of the counter—it will surely blow the input IC or transistorized preamp stages in high sensitivity models.

Every ham should own their own counter. I use my counter on almost a daily basis. **73**

You may contact Gordon West WB6NOA at 2414 College Drive, Costa Mesa CA 92626.



**CALL US NOW!**

**YOUR HAM DOLLAR GOES FURTHER AT . . .**

**CALL OR WRITE FOR SPECIAL QUOTE**

When it comes to **FAST DELIVERY, HONEST DEALING** and **PROMPT/DEPENDABLE S-E-R-V-I-C-E** back-up. We don't just advertise it — **WE GIVE IT!**

*we'll treat you*

**SELECTION**  
**S-E-R-V-I-C-E**  
and  
**SATISFACTION!**

**STORE HOURS:**  
9-5 P.M. (CST)  
MONDAY thru FRIDAY  
OPEN SATURDAYS  
from 9-1 P.M. (CST)  
CLOSED  
SUNDAYS/HOLIDAYS



182 N. Maple  
P.O. Box 73  
Watertown, SD 57201



"AMERICA'S MOST RELIABLE AMATEUR RADIO DEALER"

**SELL-TRADE**

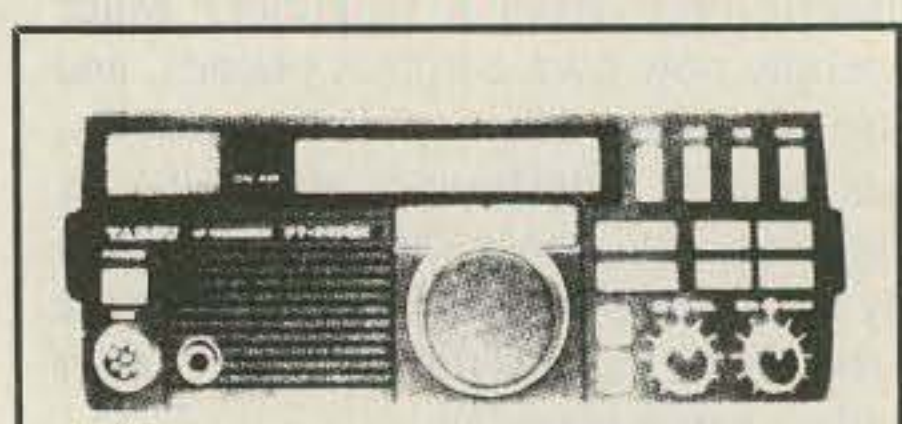
New & Reconditioned

**HAM EQUIPMENT**

Call or Write Us Today For a Quote!  
You'll Find Us to be Courteous, Knowledgeable and Honest

**PHONE (605) 886-7314**

**FAX (605) 886-3444**



Get the most of HF Mobiling

**Yaesu FT-747GX**

**SPECIAL OFFER!**

**CALL TODAY FOR SPECIAL QUOTE**

AEA	B & W	Daiwa	Palomar
Alinco	Belden	Hustler	Radio Callbook
Ameritron	Bencher	Kantronics	Ritron
Amphenol	Bird	Kenwood	Rohn
Ampire	Butternut	Larsen	Telex/Hygain
Antenna Specialists	Centurion	MFJ	Ten-Tec
Astron	CES	Mirage/KLM	Unadilla/Reyco
	Cushcraft	Mosley	Yaesu

**Write today for our latest Bulletin/Used Equipment List.**

# FEEDBACK

In our continuing effort to present the best in amateur radio features and columns, we recognize the need to go directly to the source—you, the reader. Articles and columns are assigned feedback numbers, which appear on each article/column and are also listed here. These numbers correspond to those on the feedback card opposite this page. On the card, please check the box which honestly represents your opinion of each article or column.

Do we really read the feedback cards? You bet! The results are tabulated each month, and the editors take a good, hard look at what you do and don't like. To show our appreciation, we draw one feedback card each month and award the lucky winner a free one-year subscription (or extension) to 73.

To save on postage, why not fill out the Product Report card and the Feedback card and put them in an envelope? Toss in a damning or praising letter to the editor while you're at it. You can also enter your QSL in our QSL of the Month contest. All for the low, low price of 29 cents!

Feedback# Title

- 1 Never Say Die
- 2 QRX
- 3 Letters
- 4 Voice ID on a Chip
- 5 Portable Frequency Counters
- 6 Review: The Kenwood TS-850S
- 7 Half-Wave Gain Antenna
- 8 Review: Model 3500 Frequency Counter
- 9 The Heli-Hat Antenna
- 10 Review: The Solarcon A-99 Antenna
- 11 Showdown in Portland
- 12 Microprocessor Repeater Controller, Part II
- 13 A Simple 10-Meter Sideband Amplifier
- 14 QRP
- 15 ATV
- 16 Homing In
- 17 New Products
- 18 Above and Beyond
- 19 Ham Help
- 20 Hamsats
- 21 Ask Kaboom
- 22 Hams with Class
- 23 Updates
- 24 RTTY Loop
- 25 73 International
- 26 Special Events
- 27 Barter 'n' Buy
- 28 Propagation
- 29 Random Output
- 30 Dealer Directory

# Houston Com-Vent'91

&  
The ARRL South Texas Section Convention

The Sheraton Crown Hotel - Intercontinental Airport

November 8-10, 1991

Featured Speakers:

**Musa Manarov - U2MIR**  
**Boris Stepanov - UW3AX**

Com-Vent'91, P.O. Box 742183, Houston, TX 77274-2183



CIRCLE 111 ON READER SERVICE CARD

48 HOUR SHIPPING

## ELENCO & HITACHI PRODUCTS AT DISCOUNT PRICES

TO ORDER CALL TOLL FREE 1-800-292-7711


### Hitachi RSO Series

(Portable Real-time Digital Storage Oscilloscopes)  
VC-6023 - 20MHz, 20MS/s \$1,695  
VC-6024 - 50MHz, 20MS/s \$1,995  
VC-6025 - 50MHz, 20MS/s \$2,195  
VC-6045 - 100MHz, 40MS/s \$2,995  
VC-6145 - 100MHz, 100MS/s \$4,495

RSO's from Hitachi feature roll mode, averaging, save memory, smoothing, interpolation, pretriggering, cursor measurements. These scopes enable more accurate, simpler observation of complex waveforms, in addition to such functions as hardcopy via a plotter interface and waveform transfer via the RS-232C interface. Enjoy the comfort of analog and the power to digital.

### 25MHz Elenco Oscilloscope

**\$349**  
S-1325  
• Dual Trace  
• 1mV Sensitivity  
• 6" CRT  
• X-Y Operation  
• TV Sync  
• (2) 1x, 10x Probes included



### SPECIAL BUY

V-212 - 20MHz Scope \$425

Hitachi Portable Scopes  
DC to 50MHz, 2-Channel, DC offset function, Alternate magnifier function  
V-525 - CRT Readout, Cursor Meas. \$995  
V-523 - Delayed Sweep \$975  
V-522 - Basic Model \$875  
V-422 - 40MHz \$775  
V-223 - 20MHz delayed sweep \$695  
V-222 - 20MHz deluxe \$625

### PRICE BREAKTHRU

20MHz Digital Storage Oscilloscope  
• Analog/Digital Scope DS203  
• 2K word per channel memory \$795  
• 10MS/s sampling rate  
• State-of-art technology  
• Includes probes

### HITACHI COMPACT SERIES SCOPES

This series provides many new functions such as CRT Readout, Cursor measurements (V-1085/1065A/665A), Frequency Ctr. (V-1085), Swepttime Autoranging, Delayed sweep and Trippler Lock using a 6-inch CRT. You don't feel the compactness in terms of performance and operation.

V-660 - 60MHz, Dual Trace \$1,149  
V-665A - 60MHz, DT, w/cursor \$1,345  
V-1060 - 100MHz, Dual Trace \$1,395  
V-1065A - 100MHz, DT, w/cursor \$1,649  
V-1085 - 100MHz, QT, w/cursor \$1,995  
V-1100A - 100MHz, Quad Trace \$2,195  
V-1150 - 150MHz, Quad Trace \$2,695

### Elenco 40MHz Dual Trace

Good to 50MHz \$495  
S-1340



• High luminance 6" CRT  
• 1mV Sensitivity  
• 10KV Acceleration Voltage  
• 17ns Rise Time  
• X-Y Operation  
• Includes (2) 1x, 10x Probes

All scopes include probes, schematics, operators manual and 3 year (2 yrs for Elenco scopes) world wide warranty on parts & labor. Many accessories available for all Hitachi scopes. Call or write for complete specifications on these and many other fine oscilloscopes. 1x, 10x Scope Probes: P-1 65MHz \$19.95, P-2 100MHz \$26.95

**B + K TEST EQUIPMENT**  
All Models Available  
Call for special price

Digital Capacitance Meter  
CM-1550B \$58.95  
9 Ranges  
1pf-20,000ufd  
.5% basic accy.  
Zero control w/ Case  
Big 1" Display

Digital LCR Meter  
LC-1801 \$125  
Measures:  
Coils 1uH-200H  
Caps .1pf-200uf  
Res .01-20M

Multimeter with Capacitance & Transistor Tester  
\$55 CM-1500B  
Reads Volts, Ohms  
Current, Capacitors,  
Transistors and  
Diodes / with case  
Big 1" Display

**FLUKE MULTIMETERS**  
All Models Available  
Fluke 70-II \$65  
Fluke 77-II \$145  
Fluke 79-II \$169  
Fluke 87 \$269  
Call for special price

Soldering Station  
Temperature Controlled  
SL-30 \$99  
Digital Display  
Temp Range:  
300F-900F  
Grounded Tip  
Overheat Protect

Video Head Tester  
HT-200 \$55.95  
Tells you if  
VHS head  
is defective  
or worn  
A must for  
VCR work

Four-Function Frequency Counters  
F-100 120MH \$179  
F-1000 1.2GH \$259  
Frequency, Period, Totalize,  
Self Check with High Stabilized Crystal Oven  
Oscillator, 8 digit LED display

10MHz Oscilloscope  
S-3000 \$275  
Triggered Sweep  
Calibrated Voltage Input  
Single Channel  
Ideal for audio work

**CELLULAR TELEPHONE ACCESSORIES**  
Available for most phones  
Call or write for details

Quad Power Supply XP-580 \$59.95  
2-20V @ 2A  
12V @ 1A  
5V @ 3A  
-5V @ .5A  
Fully regulated and short circuit protected

Triple Power Supply XP-620 Assembled \$69 Kit \$45  
2 to 15V @ 1A,  
-2 to -15V @ 1A  
(or 4 to 30V @ 1A)  
and 5V @ 3A  
All the desired features for doing experiments.  
Features short circuit protection, all supplies

AM/FM Transistor Radio Kit with Training Course  
Model AM/FM 108 \$26.95  
14 Transistors + 5 Diodes  
Makes a great school project

True RMS 4 1/2 Digit Multimeter M-7000 \$135  
.05% DC Accuracy  
1% Resistance with Freq. Counter and Deluxe Case

GF-8016 Function Generator with Freq. Counter \$249  
Sine, Square, Triangle  
Pulse, Ramp, 2 to 2MHz  
Freq Counter: 1 - 10MHz  
Int/Ext operation  
GF-8015 without Freq. Meter \$179

Function Generator Blox #9500 \$28.95  
Provides sine, triangle, square  
wave from 1Hz to 1MHz  
AM or FM capability

Color Convergence Generator SG-250 \$79.95  
Kit \$59.95  
Finest in the industry  
10 rock steady patterns  
RF & Video output

**STANDARD AMATEUR RADIOS**  
Now available - The worlds finest amateur radios. Unsurpassed quality and features make STANDARD the worlds most popular line of amateur radios.

Learn to Build and Program Computers with this Kit  
Includes: All Parts, Assembly and Lesson Manual Model MM-8000 \$129.00



Starting from scratch you build a complete system. Our Micro-Master trainer teaches you to write into RAMs, ROMs and run a 8085 microprocessor, which uses similar machine language as IBM PC.

Wide Band Signal Generators SG-9000 \$129  
RF Freq 100K-450MHz AM Modulation of 1KHz Variable RF output  
SG-9500 w/ Digital Display & 150 MHz built-in Counter \$249



High Current Power Supply XP-800 \$295  
Digital Volt/Amp Meter  
Fully regulated, 0-122VAC @ 2A, 0-40VAC @ 10A or 0-30VDC @ 10A. Fully variable, Short circuit protected.




Mini Deluxe HTs:  
C168A 2 meter CALL  
C468A 450MHz  
Twin Band HTs  
C228A 2M/220MHz CALL  
C528A 2M/440MHz  
Twin Band Mobile  
C5608DA 2M/440MHz CALL

We also have many accessories for these radios and most Heath radios. Call for details.

WE WILL NOT BE UNDERSOLD!  
UPS Shipping: 48 States 5%  
(\$3 Min \$10 Max) Shipping  
IL Res., 7.5% Tax FAX: 708-520-0085

**C & S SALES INC.**  
1245 Rosewood, Deerfield, IL 60015  
(800) 292-7711 (708) 541-0710



15 Day Money Back Guarantee  
2 Year Warranty Prices Subject to Change  
WRITE FOR FREE CATALOG

CIRCLE 184 ON READER SERVICE CARD

## 73 Review

by Dave Buren N2GE

# The Kenwood TS-850S

Kenwood USA  
P.O. Box 22745  
2201 E. Dominguez Street  
Long Beach CA 90801-5745  
Telephone: (213) 639-9000  
Price Class: TS-850S, \$1700; DSP-100, \$630

*A versatile HF transceiver with a digital difference.*



Photo. The Kenwood TS-850S HF transceiver.

Unless you've been holed up somewhere, you must have heard of the TS-850S by now. You might even have worked a few on the air. Let's take a look at the amazing attributes of the TS-850S "Digital Machine."

### The Manual

The TS-850 manual is fairly well done. It's long enough (74 pages), but in parts it's a bit tedious (translation warp?), like when you find yourself reading a section two or three times to get the exact meaning. But then, I had intended to read it anyway, eventually. (The DSP-100 instruction manual, on the other hand, is a short six pages.)

The "Specifications" and "Installation" chapters are short and concise. They are followed by "Operations." This is the section that relates the functions and controls, and explains how to actually operate the new equipment. To somebody upgrading from an early '70s rig, like an SB-100, up into the '90s, the next 50 pages is where "the rubber meets

the road." I prefer to be sitting in front of the unit, power applied, as I work my way through the text and actually perform each detail and step as I go along. The results of a function or operation are instantaneous, and the act of involving more than just the eye/brain makes it easier to relate and remember.

The sections are divided functionally, with page numbers showing where each block of detailed description begins.

The "Circuit Description" section is actually 10 pages of schematics without text. I'd like to see an in-depth step-by-step description of the inner workings and refinements of a unit's various electronic subsections. I know it is pretty rare these days, but it's invaluable when included.

### Features

Let's take a look at some of the unique or noteworthy functions, starting at the upper left of the front panel and proceeding clockwise (see the photo above).

**AIP:** The Advanced Intercept Point, when

actuated, bypasses the first RF amplifier stage with a unity gain stage and, as the manual states, reduces interference from strong nearby signals. Input sensitivity drops about 10 dB and the intercept point refers to the third order input intercept.

**HIGH BOOST:** This is a tone-shaping switch that increases the high frequency roll-off of the mike amp circuit. I made a check on 75m one night with WB8ELK, who lives about four miles down the road and who knows what my voice sounds like. He reported that it sounded most natural with the boost ON. I've kept it on ever since.

**DISPLAY:** The display is well laid out and intuitive. There's an incredible amount of information compacted into the seven-square-inch area. I still haven't totally accepted the bar graph meter, but that's the opinion of someone who has five analog meters on his home-brew linear amplifier. The bar graph is an S-meter in receive, and indicates power and a choice of SWR, ALC or compression in transmit. It has 30 dis-

## ASTRON POWER SUPPLIES

• HEAVY DUTY • HIGH QUALITY • RUGGED • RELIABLE •



MODEL VS-50M

### SPECIAL FEATURES

- SOLID STATE ELECTRONICALLY REGULATED
- FOLD-BACK CURRENT LIMITING Protects Power Supply from excessive current & continuous shorted output
- CROWBAR OVER VOLTAGE PROTECTION on all Models except RS-3A, RS-4A, RS-5A, RS-4L, RS-5L
- MAINTAIN REGULATION & LOW RIPPLE at low line input Voltage
- HEAVY DUTY HEAT SINK • CHASSIS MOUNT FUSE
- THREE CONDUCTOR POWER CORD except for RS-3A
- ONE YEAR WARRANTY • MADE IN U.S.A.

### PERFORMANCE SPECIFICATIONS

- INPUT VOLTAGE: 105-125 VAC
- OUTPUT VOLTAGE: 13.8 VDC ± 0.05 volts (Internally Adjustable: 11-15 VDC)
- RIPPLE Less than 5mv peak to peak (full load & low line)
- All units available in 220 VAC input voltage (except for SL-11A)

### SL SERIES




MODEL	Colors Gray Black	Continuous Duty (Amps)	ICS* (Amps)	Size (IN) H x W x D	Shipping Wt. (lbs.)
• LOW PROFILE POWER SUPPLY					
SL-11A	• •	7	11	2 3/4 x 7 5/8 x 9 3/4	11

### RS-L SERIES



MODEL	Continuous Duty (Amps)	ICS* (Amps)	Size (IN) H x W x D	Shipping Wt. (lbs.)
• POWER SUPPLIES WITH BUILT IN CIGARETTE LIGHTER RECEPTACLE				
RS-4L	3	4	3 1/2 x 6 1/8 x 7 1/4	6
RS-5L	4	5	3 1/2 x 6 1/8 x 7 1/4	7



RM SERIES MODEL RM-35M

MODEL	Continuous Duty (Amps)	ICS* (Amps)	Size (IN) H x W x D	Shipping Wt. (lbs.)
• 19" RACK MOUNT POWER SUPPLIES				
RM-12A	9	12	5 1/4 x 19 x 8 1/4	16
RM-35A	25	35	5 1/4 x 19 x 12 1/2	38
RM-50A	37	50	5 1/4 x 19 x 12 1/2	50
RM-60A	50	55	7 x 19 x 12 1/2	60
• Separate Volt and Amp Meters				
RM-12M	9	12	5 1/4 x 19 x 8 1/4	16
RM-35M	25	35	5 1/4 x 19 x 12 1/2	38
RM-50M	37	50	5 1/4 x 19 x 12 1/2	50
RM-60M	50	55	7 x 19 x 12 1/2	60

### RS-A SERIES



MODEL RS-7A

MODEL	Colors Gray Black	Continuous Duty (Amps)	ICS* (Amps)	Size (IN) H x W x D	Shipping Wt. (lbs.)
RS-3A	• •	2.5	3	3 x 4 3/4 x 5 3/4	4
RS-4A	• •	3	4	3 3/4 x 6 1/2 x 9	5
RS-5A	• •	4	5	3 1/2 x 6 1/8 x 7 1/4	7
RS-7A	• •	5	7	3 3/4 x 6 1/2 x 9	9
RS-7B	• •	5	7	4 x 7 1/2 x 10 3/4	10
RS-10A	• •	7.5	10	4 x 7 1/2 x 10 3/4	11
RS-12A	• •	9	12	4 1/2 x 8 x 9	13
RS-12B	• •	9	12	4 x 7 1/2 x 10 3/4	13
RS-20A	• •	16	20	5 x 9 x 10 1/2	18
RS-35A	• •	25	35	5 x 11 x 11	27
RS-50A	• •	37	50	6 x 13 3/4 x 11	46

### RS-M SERIES



MODEL RS-35M

MODEL	Continuous Duty (Amps)	ICS* (Amps)	Size (IN) H x W x D	Shipping Wt. (lbs.)
• Switchable volt and Amp meter				
RS-12M	9	12	4 1/2 x 8 x 9	13
• Separate volt and Amp meters				
RS-20M	16	20	5 x 9 x 10 1/2	18
RS-35M	25	35	5 x 11 x 11	27
RS-50M	37	50	6 x 13 3/4 x 11	46

### VS-M AND VRM-M SERIES



MODEL VS-35M

- Separate Volt and Amp Meters • Output Voltage adjustable from 2-15 volts • Current limit adjustable from 1.5 amps to Full Load

MODEL	Continuous Duty (Amps) @13.8VDC @10VDC @5VDC	ICS* (Amps) @13.8V	Size (IN) H x W x D	Shipping Wt. (lbs.)
VS-12M	9 5 2	12	4 1/2 x 8 x 9	13
VS-20M	16 9 4	20	5 x 9 x 10 1/2	20
VS-35M	25 15 7	35	5 x 11 x 11	29
VS-50M	37 22 10	50	6 x 13 3/4 x 11	46
• Variable rack mount power supplies				
VRM-35M	25 15 7	35	5 1/4 x 19 x 12 1/2	38
VRM-50M	37 22 10	50	5 1/4 x 19 x 12 1/2	50

### RS-S SERIES



MODEL RS-12S

- Built in speaker

MODEL	Colors Gray Black	Continuous Duty (Amps)	ICS* Amps	Size (IN) H x W x D	Shipping Wt. (lbs.)
RS-7S	• •	5	7	4 x 7 1/2 x 10 3/4	10
RS-10S	• •	7.5	10	4 x 7 1/2 x 10 3/4	12
RS-12S	• •	9	12	4 1/2 x 8 x 9	13
RS-20S	• •	16	20	5 x 9 x 10 1/2	18

crete segments and will hold the peak reading for about a second (if you select the peak-hold function in the soft menu).

**NOISE BLANKER:** There are two. NB1 is designed for short duration noise, such as ignition noise; NB2 is for longer duration noise, such as the "woodpecker" over-the-horizon radar.

**SLOPE TUNE:** You may know how it works, but maybe not how well. In a pile-up you've got to have the optional 1.8 kHz SSB filter, but for the average QSO where suddenly a nearby (1.5 kHz or so) signal pops up, the high cut slope tune really works nicely. High frequency QRM can be totally eliminated without changing the audio quality of the desired signal whatsoever. I'd find myself swinging the cut knob in and out again to see if the adjacent station was still transmitting. He was. The low cut works equally as well (in USB). Totally effective!

**M.CH/VFO.CH:** This dual-function knob is linked to a 24-position optical shaft encoder. In memory mode it quickly scrolls through the 100 channels of memory. In VFO mode it will step the frequency through in user-programmed steps of 10, 5 or 1 kHz, from the top to the bottom of the band, in less than two quick turns of the knob.

**QUICK MEMO:** There are five FIFO-type scroll memories which store all set-up and frequency information (receive/transmit frequency, modes, filters, meter selections, antenna tuner setting, etc.) in a stacked fashion. As new frequencies are stored, the oldest (or first) is shoved off the register. This is extremely useful for a scratch pad of activity on a band, and instant recall to any of the five "memos" takes just one keystroke.

**FUNCTION:** The selection of RX/TX split frequencies for a particular VFO or memory is extremely clear and intuitive. Each push-button is LED-backlit, so you can see the status at a glance.

**KEYPAD:** This 12-button keypad functions as a direct frequency entry and doubles as a control for the following additional functions: record and playback of the three tracks of the optional DRU-2 digital voice recorder; FINE tuning at a rate of 1 kHz per revolution (it feels almost like an analog VFO); TUNE, which puts out half-power in XMIT and enables zero-beat without carrier in CW; REVERSE, which toggles to the opposite sideband in CW receive and XMIT; and PITCH, which selects the tone of the received CW signal.

### The DSP Interface

The introduction of the DSP-100 represents one of the first applications of this new technology in a commercial communications receiver, but the effort falls a bit short. The instruction manual states: "Since the processing is done at an IF level, it results in a more copyable signal. Not only are you able to tailor the audio frequency response, but because the signal has been digitally processed it also appears to be cleaner or more crisp." I searched to find the situation where this was so, because this new technology is truly exciting and veritably budding with new and tremendous potential. Under a myriad of dif-

## Digital Signal Processing

The function of any DSP system can be described as follows: The signal is acquired and converted to digital form via an ADC (analog to digital converter), the digitized data is processed by simple fast algorithms, and the results are converted back into a usable form via a DAC (digital-to-analog converter) or stored in memory. The foundation of DSP is Shannon's sampling theorem (you may have heard it before, but here it comes again) which states that a signal must be sampled at a rate that is at least twice as high as the highest frequency in the signal's spectrum.

DSPs are characterized by a small address space, a small specialized instruction set, limited addressing modes, separate data and program paths and, most importantly, a single cycle execution of instructions. General purpose microprocessors are microcoded, meaning that each machine instruction (neunomic) executes an internal "micro" program within the CPU. These neunomics are hardware-decoded within the processor. This conserves silicon (less costly) and yields a functionally generic microcircuit whose process is dependent upon the microcode. This is what put Intel into the "Fortune 500,"... that little 4004 started it all. Unfortunately, microcoding increases instruction execution time, using multiple internal clock cycles for each instruction. On an 8051, for instance, an External Data Memory bus cycle consists of 12 clock cycles, or T-states, just to fetch data located in off-chip memory. An instruction execution can consume anywhere from 500 ns to hundreds of microseconds. A DSP executes instructions, including the all-important multiply and shift instruction in a single 25 ns to 200 ns operation.

Microprocessors have a single memory used for both data and instructions. They are referred to as Von Neuman Machines. DSPs are Harvard Machines, i.e., they have separate data and program memory (and busses). This feature allows them to simultaneously fetch an instruction and data operand and perform the specified operation at the same time. The Motorola 56000 has two distinct data memories and can operate on both of them in a single cycle. Data memory to a DSP is equivalent to a large bank of general purpose data registers like those found in a standard processor, and can be used in similar ways. DSPs have been optimized to execute a sum-of-products function of the form  $A=B \cdot C + D \cdot E + F \cdot G + \dots + X \cdot Y$ . Notice that this is the basic element of a digital filter!

A microprocessor has a problem executing binary, fixed-point arithmetic. When a value overflows a register, it "wraps" around, going from positive to negative or vice-versa. The maximum value can be anticipated, or the calculation can constantly be sampled for overflow, requiring the register to be reset if necessary. DSPs on the other hand have a built-in facility to curb this problem. There is a barrel shifter (a large shift register with the output of the last stage fed back to the input of the first stage) built into the ALU that allows a binary number to be shifted any number of bits in a single cycle. Thus, you can multiply or divide by any power of two in the same cycle. Using multiply and accumulate instructions, the accumulator can be shifted in the same instruction before the result is stored. This allows the binary point of the arithmetic to be moved with little effort. Crunch, crunch crunch!

ferent operating conditions and bands and times of day, the unit did not perform any better than the excellent selectivity and interference rejection capabilities of the IF slope tuning of the basic TS-850S.

One of the problems inherent to the design is that the filter switches have only four discrete positions, and the span of the selection is much too limited. The LPF (low pass filter) switch selects 100, 200, 300, and 400 Hz as the roll-off frequency, and that's it. Likewise, the HPF selects 2600 to 3100 Hz in four steps. Technically, it wouldn't be unfeasible for the upper and lower skirts to extend far enough to overlap, and thus comprise an agile digital notch with very precise width and form factors. In the transmit mode I simply had to take Kenwood's word for the purported improvement in suppression of the unwanted sideband. I performed numerous air checks with and without the DSP and most hams could detect no difference.

In CW TX mode, the rise and fall times are adjustable in steps of 2 ms from 2 to 8 ms, presumably to give a softer sounding signal. The difference was evident on the SM220 Monitorscope. The rise time was precisely as it should be, with no overshoot.

### Impressions

Twelve volt operation is really a plus! The ability to stay prepared to assist in an emergency is as important a function of our hobby as any other single facet. We should be thinking more about deep-discharge batteries, windchargers and solar panels, and kick the power grid habit.

The power-on-function-selection is one of my favorite features. With one finger, press and hold the USB/LSB key while pushing on the power button. You are into a mode that allows for the customizing of 34 different functions. From sub-tones (burst or continuous) to (bug or iambic keyer) to (RIT range of  $\pm 1.27$  or 2.54 kHz) to (FSK shift of 170 to 850 Hz) to (10 Hz display resolution ON/OFF), etc. The values are set once and held in non-volatile RAM. Remove power and power up again and the values will be in effect.

Shortwave listening (SWLing) is very easy with the TS-850S. One of the programmable functions just described allows for the selection of the step rate (10 kHz/5 kHz/1 kHz) of the 24-position VFO channel knob. If you set the width to 5 kHz, the rig will step exactly to the assigned channels of the SW broadcast

WE SHIP WORLDWIDE

# Barry Electronics Corp.

WORLD WIDE AMATEUR RADIO SINCE 1950

Your one source for all Radio Equipment!

For the best buys in town call:  
**212-925-7000**  
Los Precios Mas Bajos en Nueva York  
**WE SHIP WORLDWIDE!**

**KITTY SAYS: WE ARE NOW OPEN 7 DAYS A WEEK.**  
**Saturday & Sunday 10 to 5 P.M.**  
Monday-Friday 9 to 6:00 PM  
Come to Barry's for the best buys in town



Gobble Up Our Thanksgiving Savings



**DRSI**  
ONV Safety  
belts-in stock



**ICOM**

IC-R71A, 751A, 781, 229H, R-7000, IC-765,  
IC-726, 3220H, 475A/H, 735, IC-901, IC725,  
IC-2410A/2500A, R-1, R-72, R-100

## KENWOOD



**ANTENNAS**  
A-S, AES, Cushcraft, Hy-Gain,  
Hustler, KLM, METZ, Urban,  
MODUBLOX, TONNA, Butternut,  
Multi-Band

TS450S/AT, R-5000, TS-850S, TM 241A/  
441A, TM-2550A, TR-751A, Kenwood  
Service Repair, TM-731A, TS-811A,  
TH225A, TM-631A, TS140S, TS690S,  
RZ-1, TS-790A, TS950SD, TH-77A,  
TH27/47A, TM-941A, TM-741A.

**AMPLIFIERS  
STOCKED:**  
RF Concepts  
Mirage  
TE Systems

**MARINE RADIOS**  
ICOM M7, M11, M56, M700TY, M800  
AVIATION PORTABLE ICOM A-21  
KING KX-99

Budwig ANT. Products  
FLUKE 77, 83, 85, 87 Multimeters

**YAESU ICOM**  
FT-23R/26/76 IC2/3/4SAT  
FT411E-811-911 IC02AT/2SRA  
FTH-2008/7008 IC2/4GAT/24AT  
IC-A20/U16

Landmobile HT's  
ICOM: U16, H16, V100, U400  
MAXON, MOTOROLA,  
YAESU: FTH 2008/7008  
UNIDEN, REGENCY, KING,  
MARINE ICOM: M7, M56, M700  
AVIATION ICOM: A20 H.T., TAD



IC-W2A

IC-H16/U16

MOTOROLA RADIOS  
COMMERCIAL RADIOS

TH-77A

FT-470



**CES**

Simplex Autopatch SDI-50 Will Patch FM  
Transceiver To Your Telephone. Great For  
Telephone Calls From mobile To Base. Simple  
To use. SDI-50, SSI-68.

**Connect Systems (CSI)**  
PRIVATE PATCH V, Duplex 8200,  
CS700

**TUNERS STOCKED:**  
NYE MBV-A 3 Kilowatt Tuner



MFJ-989C

Covercraft/Coaxseal Stocked

**SHORTWAVE RECEIVERS  
STOCKED**

**JRC**  
NRD-525,  
JST135,  
NRD-535

**GEOCHRON**  
World Time Indicators

VoCom/Mirage/Alinco  
VoCom/Mirage/TE SYSTEMS  
Amplifiers & 5/8 λ HT Gain  
Antennas IN STOCK

G&G ELECTRONICS ART1,  
Air Disk, SWL, Morse Coach

Professional  
Soldering  
Station  
48 Watts  
\$79

**Computer Interfaces**  
Stocked: MFJ-1270B,  
MFJ-1274, MFJ-1224, AEA  
PK-88, MFJ-1278T, PK-232 MBX  
W/FAX, DRSI PRODUCTS

AOR-AR900, 1000, 2500, 2800,  
3000—wide range scanners  
Wide selection of SW & Amateur  
Publications

## Panasonic

Shortwave Radios/Marine

DAIWA  
DIGITAL  
WATT  
METERS

COMMERCIAL  
& HAM  
REPEATERS  
STOCKED.  
WRITE FOR  
QUOTES

Kantronics  
KAM, KPC II,  
KPC IV, Data Engine,  
DVR 2.2

**MOTOROLA AUTHORIZED DEALER**  
**KACHINA COMMUNICATIONS DEALER**

## AUTHORIZED SONY

DEALER

**DIGITAL FREQUENCY COUNTERS**  
OPTOELECTRONICS model 1300 H/A, 0-1300MHz  
2300, 2210 H, 0-2200 MHz, 2600H, UTC-3000

Long-range Wireless  
Telephone for export in stock

**BENCHER PADDLES,  
BALUNS, LOW PASS FILTERS  
IN STOCK**

**MIRAGE AMPLIFIERS  
ASTRON POWER SUPPLIES  
Belden Wire & Cable, Int'l Wire  
OPTO KEYERS STOCKED**

**Radios for Business,  
Gov't, 2-way, etc.  
Stocked & serviced,  
call for great prices!**

COMET ANTENNAS  
STOCKED

**HEIL  
EQUIPMENT  
IN STOCK**

Media Mentors—  
Amateur Radio Course

**DRAKE**

Hy-Gain Towers  
will be shipped  
direct to you  
FREE of  
shipping cost.

New TEN-TEC  
PARAGON, OMNI V

IIX Towers, Antennas,  
Mobile Radio mounts  
stocked. Call.

**AMERITRON AUTHORIZED DEALER**

MAIL ALL ORDERS TO: BARRY ELECTRONICS CORP., 512 BROADWAY, NEW YORK CITY, NY 10012 (FOUR BLOCKS NORTH OF CANAL ST., BETWEEN SPRING AND BROOME ST.)

**New York City's LARGEST STOCKING HAM DEALER**  
**COMPLETE REPAIR LAB ON PREMISES**

**"Aqui Se Habla Espanol!"**

BARRY INTERNATIONAL TELEX 12-7670

Monday-Friday 9 A.M. to 6:00 P.M.  
Saturday & Sunday 10 A.M. to 5 P.M. (Free Parking)

IRT/LEX—"Spring St. Station". Subways: BMT-  
"Prince St. Station". IND—"F" Train-Bwy Station"  
Bus: Broadway #6 to Spring St. Path-9th St./6th Ave.  
Station.

**COMMERCIAL RADIOS  
STOCKED:** ICOM, Motorola,  
MAXON, Standard,  
Yaesu. We serve municipa-  
lities, businesses, Civil  
Defense, etc. Portables,  
mobiles, bases, re-  
peaters....

**ALL  
SALES  
FINAL**

Technical help offered upon purchase

**FAX: 212-925-7001**

We Stock: AEA, ARRL, Ameco, Ameritron, Antenna Specialists, Astatic,  
Astron, B&K, B&W, Bencher, Bird, Butternut, CDE, CES, Cushcraft, Daiwa,  
Eimac, Henry, Heil, Hustler, Hy-Gain, Icom, KLM, Kantronics, Larsen, MFJ,  
J.W. Miller, Mirage, Nye, Palomar, RF Products, Saxton, Shure, Tempo,  
Ten-Tec, TUBES, Yaesu, Vibroplex, Duplexers, Repeaters, Scanners, Radio  
Publications, Uniden, Kenwood, Maxon, RFC.

**WE NOW STOCK COMMERCIAL COMMUNICATIONS SYSTEMS**  
HAM DEALER INQUIRES INVITED PHONE IN YOUR ORDER & BE REIMBURSED  
**COMMERCIAL RADIOS stocked & serviced on premises.**  
**Amateur Radio Courses Given On Our Premises, Call**  
**Export Orders Shipped Immediately. TELEX 12-7670**







# AOR Scanners.

Great Performance. Great Service. Great Value.

Free Freight  
25-Day Money-Back Guarantee  
Toll-Free Service and Support  
No Credit Card Surcharge  
One Year Warranty



**AR1000**

**\$499**

1000 Channels. 8-600MHz, 805-1300MHz

**Standard Features:**

- Extremely compact size.
- Continuous coverage (except UHF TV 600-805)
- Antenna attenuator switch, 10db.
- Manual tuning knob.
- Earphone jack, 3.5mm.
- AM, FM and wide band FM tuning modes.
- Backlighted LCD display.
- 10 Scan Banks, 10 Search Banks.
- Selectable Priority Channel.
- Delay, Hold Features.
- Selectable Search Increments, 5-955KHz.
- Permanent memory backup.
- 4 AA Ni Cad batteries included.
- AC adaptor/charger.
- Carry Case.
- Cigarette Lighter Charger.
- Belt Clip.
- Earphone.

**Options:**

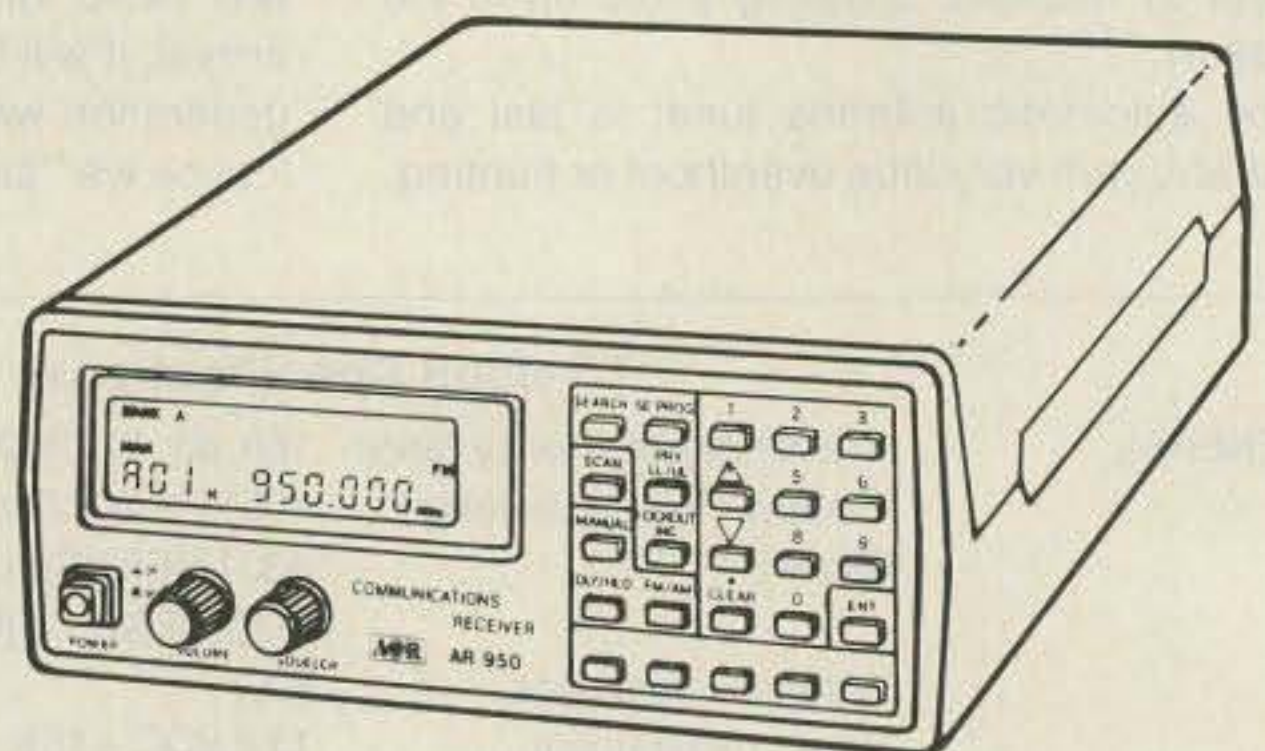
- External Speaker. Mobile Mount. MS190 \$19.50
- Extended Warranty. 2/3 yrs \$45/\$55

**Specifications:**

- Coverage: 8-600, 805,1300MHz
- Sensitivity: .35uV NFM, 1.0uV WFM, 1.0AM
- Speed: 20 ch/sec. scan. 40 ch/sec. search
- IF: 561.225, 58.075, 455KHz or 10.7MHz
- Increments: 5 to 955KHz selectable/ 5 or 12.5 steps.
- Audio: .4 Watts
- Power: Input 9 - 13.8 V. DC
- Antenna: BNC
- Display: LCD
- Dimensions: 6 7/8H x 1 3/4D x 2 1/2W. 12oz wt.

**AR950**

**\$239**



100 Channels. Low, Air, High, UHF & 800MHz.

**Standard Features:**

- Extremely compact size.
- Unrestricted 800MHz coverage.
- 100 channels permanent memory.
- Earphone Jack & Attenuator.
- Delay, Hold features.
- Channel 1 Priority.
- 5 Scan Banks, 5 Search Banks.
- Telescopic and Flexible Antennas w/ BNC connector.
- AC & DC Power cords w/ mtng hardware.
- One Year Limited Warranty.

**Options:**

- Base type antenna
- 25 to 1000MHz w 50' coax. AS300 \$59.95
- Mag Mnt Mobile Antenna. 15' coax. MA100 \$25.00
- Cigarette Lighter power adaptor. CP100 \$4.00
- External Speaker
- with mobile mount. MS100 \$19.50
- Extended Warranty. 2/3 yrs \$40/\$55

**Specifications:**

- Coverage: 27-54, 108-174, 406-512, 830-950MHz
- Sensitivity: .4uV Lo,Hi. .8uV Air. .5uV UHF. 1.0uV 800
- Scan Speed: 15 ch/sec.
- IF: 21.4MHz, 455KHz
- Increments: 10,12.5,25,30
- Audio: 1W
- Power: 12.8VDC, 200MA
- Antenna: BNC
- Display: LCD w/backlight
- Dimensions: 2 1/4H x 5 5/8W x 6 1/2D. 14oz wt.

**We offer 100's of communications products.**

**AR3000**

**\$995**



**400 Channels. 100KHz to 2036MHz.**

**Standard Features:**

- Extremely compact size.
- Continuous coverage
- Attenuation Programmable by Channel.
- Manual tuning knob.
- Tuning increments down to 50Hz.
- AM, FM, wide band FM, LSB, USB, CW modes.
- Backlighted LCD display.
- 4 Scan and Search Banks, Lockout in Search.
- 4 Priority Channels.
- RS232 control through DB25 connector.
- Delay, Hold Features.
- 15 band pass filters, GaAsFET RF amp.
- Sleep and Alarm Features.
- AC adaptor/charger. DC power cord.
- Telescopic Antenna.

**Options:**

Earphone.	EP200	\$2.00
External Speaker. Mobile Mount.	MS190	\$19.50
Extended Warranty. 2/3 yrs.		\$65/75
Mobile Mounting Bracket.	MM1	\$14.90
RS232 Control Package	SCS3	\$295.00
(software & cable) offers spectrum display and database.		

**Specifications:**

Coverage:	100KHz - 2036MHz
Sensitivity:	.35uV NFM, 1.0uV WFM, 1.0AM/SSB/CW
Speed:	20 ch/sec. scan. 20ch/sec. search
IF:	736.23, (352.23) (198.63) 45.0275, 455KHz
Increments:	50Hz and greater
Selectivity:	2.4KHz/-6db (SSB) 12KHz/-6db (NFM/AM)
Audio:	1.2 Watts at 4 ohms
Power:	Input 13.8 V. DC 500mA
Antenna:	BNC
Display:	LCD
Dimensions:	3 1/7H x 5 2/5W x 7 7/8D Wt. 2lb 10oz.

**AR2500**

**\$499**



**2016 Channels. 1 MHz to 1500 MHz**

**Standard Features**

- Continuous coverage
- AM, FM, wide band FM, & BFO for SSB, CW.
- 64 Scan Banks.
- 16 Search Banks.
- RS232 port built in.
- Includes AC/DC pwr crd. Antenna, Mntng Brckt.
- One Year Limited Warranty.

**Options:**

Earphone.	EP200	\$2.00
External Speaker. Mobile Mount.	MS190	\$19.50
Extended Warranty. 2/3 yrs.		\$65/75
Mobile Mounting Bracket.	MM1	\$14.90
RS232 Control Package	SCS2	\$295.00
(software & cable) offers spectrum display and database.		

**Specifications:**

Coverage:	1 MHz - 1500MHz
Sensitivity:	.35uV NFM, 1.0uV WFM, 1.0AM/SSB/CW
Speed:	38 ch/sec. scan. 38 ch/sec. search
IF:	750.00, 45.0275, 5.5MHz 455KHz
Increments:	5,12,5,25 KHz
Audio:	1.2 Watts at 4 ohms
Power:	Input 13.8 V. DC 300mA
Antenna:	BNC
Display:	LCD, backlighted.
Dimensions:	2 1/4H x 5 5/8W x 6 1/2D Wt. 1lb.

## To Order Call 1•800•445•7717

In All 50 States and Canada. 24 Hours a Day. Fax Orders: 1-800-448-1084, 24 Hours a Day.

ACE Communications Monitor Division 10707 E. 106th Street, Fishers, IN 46038

Int'l Voice# 317-842-7115. Int'l Fax# 317-849-8794.

Service and Support Lines: Mon-Fri 9a.m. to 9p.m., Saturday 10-4. EST

MasterCard, Visa, American Express, Checks, Approved P.O.'s. & C.O.D. (add 5.00)

Prices and specifications subject to change.

# Half-Wave Gain Antenna

For 450 MHz Handie-Talkies

by Phil Salas AD5X

Over the past decade, the 450 MHz band has become as popular as the 2 meter band. Many 450 MHz repeaters have even more features than 2 meter repeaters, including multiband, cross-band repeater operation. Like 2 meters, handie-talkies are also very popular at 450 MHz. Unfortunately, there's not much to be said for the antennas available on these handie-talkies. This article describes a better antenna solution for your 450 MHz handie-talkie.

## 450 MHz Antennas

450 MHz antennas are generally a quarter wavelength long (about 6-1/2 inches), but don't perform like quarter-wave antennas. I made some measurements using my handie-talkie antenna mounted on a mag-mount base on my car, and compared them to measurements with the antenna mounted directly on the handie-talkie. My test equipment consisted of an ICOM R-7000 receiver, a Smith Engineering Spectrum Probe, and an oscilloscope to display the spectrum. My measurements were made from a range of 100 feet.

The antenna used on the R-7000 was a half-wave sleeve antenna on the end of a 20-foot piece of RG-8M so that I could move it around and verify that I was not getting signal enhancement or cancellation due to reflections. My tests showed a clear and repeatable 2-3 dB advantage of the handie-talkie antenna when mounted on the car versus mounted on the handie-talkie. I suspected that this was due to the quarter-wave antenna requiring a decent ground plane for proper operation. When mounted on the handie-talkie, the ground plane consists of the handie-talkie electronics and case capacitively coupled to the hand of the user.

If this is the case, then a half-wave antenna might be the solution. A half-wave antenna supplies its own image, and therefore doesn't need a good ground plane. And a half-wavelength at 445 MHz is only 13 inches long—certainly a reasonable handie-talkie antenna length. Unfortunately, an end-fed half-wavelength antenna exhibits a very high feedpoint impedance; fortunately, matching to this impedance is not necessarily difficult.

## Half-Wave, End-Fed Antenna

Since the half-wave, end-fed antenna exhibits a high im-

pedance, it can be matched with a parallel tuned circuit, the input to this tuned circuit being tapped at such point to give a 50 ohm impedance. This is shown schematically in Figure 1.

The first part of the job involves preparing

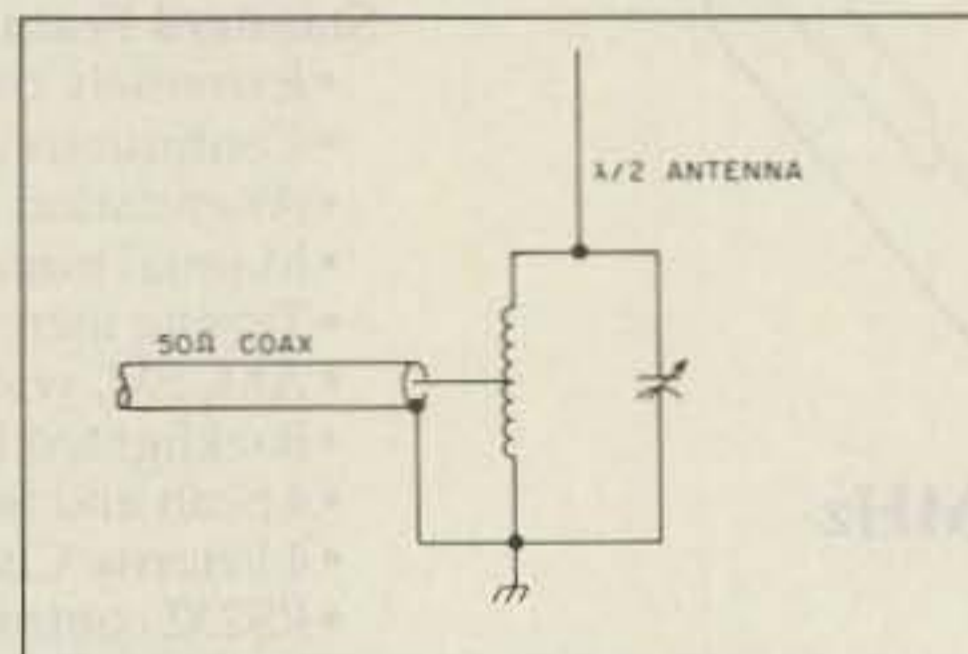


Figure 1. A half-wave gain antenna that takes only an hour to build.

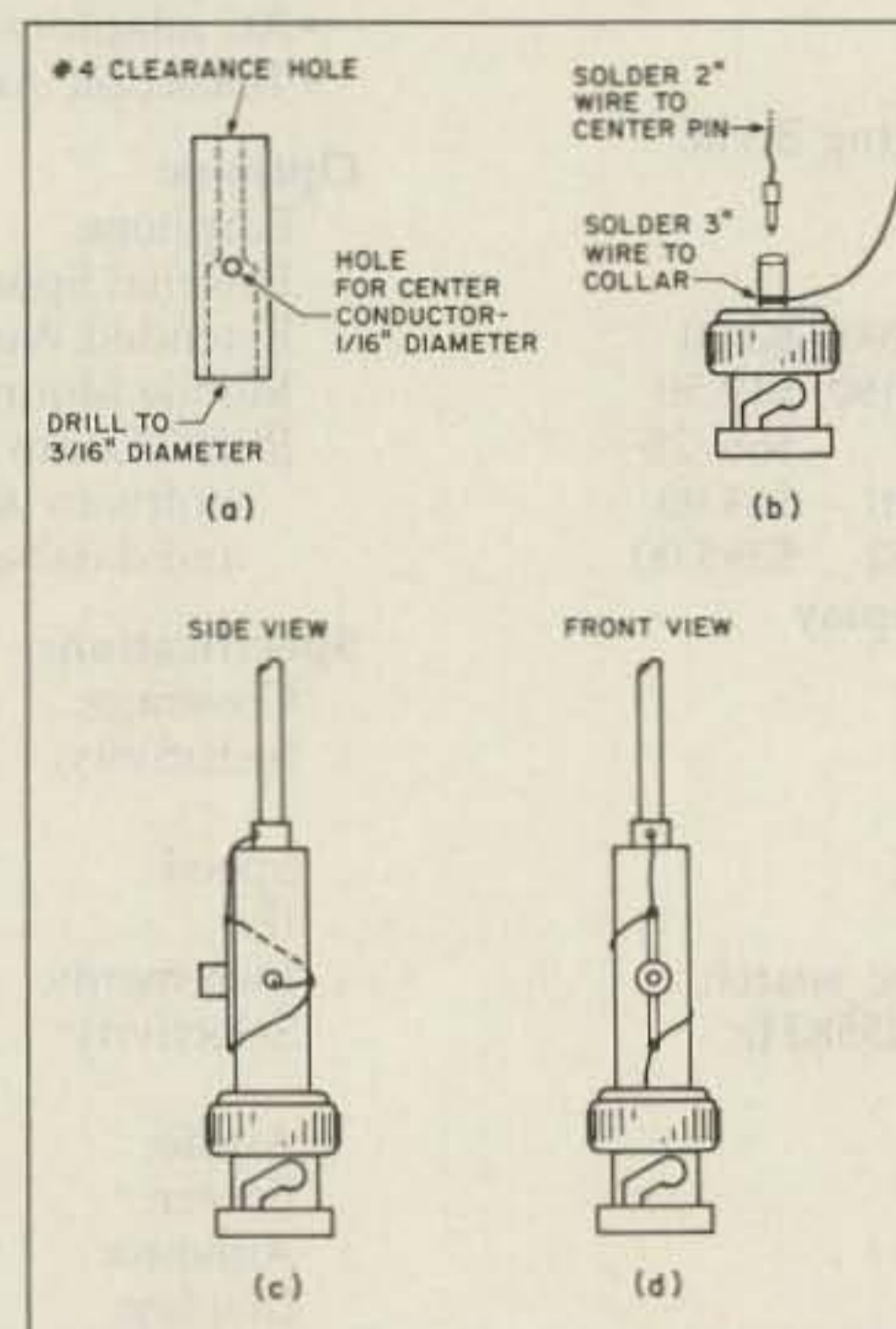


Figure 2. (a) Drilling the holes and (b) soldering the wire. (c) A side and (d) front view of the half-wave gain antenna.

the coil form. The plastic spacer has a small clearance hole drilled through it. Refer to Figure 2. Use a 3/16-inch diameter drill to drill out this clearance hole halfway through the length of the spacer. Now drill a 1/16-inch diameter hole into one side of the spacer as shown in the figure.

Referring to Figure 2(b), solder a three-inch wire to the side of the collar of the BNC plug as shown. Solder a two-inch wire to the center pin. Insert the center pin into the BNC plug. Drop a piece of sleeving over the center pin wire to prevent shorts, and add a drop of quick-setting glue over the end of the insulated wire to keep the center conductor in place.

Add a drop of quick setting glue to the screw threads on the 13-inch telescoping antenna and screw the threads into the spacer. Now feed the free end of the wire soldered to the center pin of the BNC plug into the spacer and out the hole in the side of the spacer. Press the spacer down over the BNC plug's collar such that the side hole is one-fourth of the way around the connector from the wire soldered to the connector body. Now we can create the parallel L/C network.

Wrap the wire soldered to the connector body once around the spacer and solder the end to the base of the telescoping whip antenna. Refer to Figures 2(c) and (d), soldering the variable capacitor across the single turn as shown. Finally, bend the center conductor wire extending from the spacer side hole around and solder this wire to the center of the coil exactly opposite the capacitor. You are now ready to adjust the antenna.

## Antenna Tune Up

To tune up the antenna, fully extend it, place it directly on the output connector of an SWR meter, and hold it vertically. Since the initial SWR is likely to be quite high, you should operate your transmitter at low power to protect the final output transistor.

Now, key your transmitter and set your forward reference. Switch to reflected power and adjust the capacitor for a minimum reading. It should be easy to see the dip. Reset

your forward reference and measure your SWR. It will undoubtedly still be high. Unsolder the center conductor wire from its position on the coil and resolder it repositioned a little closer to the ground

## Parts List

crimp-on BNC male plug	50 ohm	Mouser ME174-93701N
spacer	plastic or nylon 5/8" L x 1/4" dia.	Mouser 561-K4.625
capacitor	3.5-20 pf miniature variable	Mouser 24AA072
whip antenna	13" telescoping	Radio Shack 270-1407

I obtained the first three items from Mouser Electronics (800-346-6873). You can get these items from many different suppliers. The variable capacitor needs to cover the 6-10 pF range.

# ANTENNA TUNERS



1500W

## MODEL VS1500A ANTENNA COUPLER

The Barker & Williamson VS1500A antenna coupler is designed to match virtually any receiver, transmitter or transceiver in the 160 to 10 meter range (1.8 to 30 MHz) with up to 1500 watts RF power to almost any antenna, including dipoles, inverted vees, verticals, mobile whips, beams, random wires and others, fed by coax cable, balanced lines or a single wire. A 1:4 balun is built-in for connection to balanced lines.

### FEATURES INCLUDE:

- Series parallel capacitor connection for greater harmonic attenuation.
- In-circuit wattmeter for continuous monitoring.
- Vernier tuning for easy adjustment.

Front panel switching allows rapid selection of antennas, or to an external dummy load, or permits bypassing the tuner.

Dimension (Approx.): 11" wide x 13" deep x 6" high

Weight: 6 1/2 lbs.

Price: **\$499.00** FOB Factory. Fully warranted for one year.  
SHIPPING & HANDLING \$4.00



## MODEL VS-300A ANTENNA TUNER GUARANTEED THE BEST VALUE YOU'LL EVER FIND!

**\$111.00** SHIPPING AND HANDLING \$3.50

- FULL COVERAGE - 1.8 - 30 MHz
- HANDLES UP TO 300 WATTS
- MATCHES VIRTUALLY ALL ANTENNAS  
DIPOLE BEAM  
INVERTED VEE RANDOM WIRE  
VERTICAL MOBILE WHIP
- ACCEPTS COAX BALANCED LINE OR SINGLE WIRE FEEDLINE
- BUILT-IN ANTENNA SWITCH
- BUILT-IN WATTMETER WITH FORWARD AND REFLECTED POWER FOR SWR MEASUREMENTS
- WATTMETER ACTIVE EVEN WITH TUNER IN BYPASS POSITION
- ATTRACTIVE CHARCOAL GRAY FINISH AT HOME IN ANY HAM SHACK
- RUGGED 4:1 BALUN FOR BALANCED FEEDLINE

ALL OUR PRODUCTS MADE IN USA  
**BW BARKER & WILLIAMSON**  
Quality Communication Products Since 1932  
At your Distributors Write or Call  
10 Canal Street, Bristol, PA 19007  
(215) 788-5581

CIRCLE 53 ON READER SERVICE CARD

# Hi Pro Repeaters ELCO

MAGGIORE ELECTRONIC LAB.

Manufacturers of Quality Communications Equipment

- Repeaters
- Links
- Remote Base
- VHF, UHF
- Receivers
- Transmitters
- Antennas



## Hi Pro 'E'

EXPANDABLE REPEATER SYSTEM

- Standard and Computerized Controllers
- Standard and Computerized Auto Patches
- Duplexers

• A NEW CONCEPT IN REPEATER DESIGN, THE Hi Pro "E" IS AN EXPANDABLE REPEATER WITH THE FOLLOWING FEATURES: A BASIC REPEATER WHICH WOULD INCLUDE A COMPLETE RECEIVER, TRANSMITTER, COR, FRONT PANEL CONTROLS AND INDICATORS, LOCAL SPEAKER AND MIC JACK AND CAPABLE OF FUTURE EXPANSION. ALL HOUSED IN AN EXTREMELY RUGGED, ENCLOSED, 19-INCH RACK MOUNTABLE CABINET.

• THIS SYSTEM CAN BE EXPANDED AT TIME OF PURCHASE OR CAN BE AN AFTER-PURCHASE ADD ON. THE ADD ONS ARE—HIGHER POWER, 110/220 VAC POWER SUPPLY, IDENTIFIER, AUTO PATCH, OR COMPUTER CONTROLLERS. IN ADDITION TO THESE ADD ONS AN ADDITIONAL RECEIVER AND TRANSMITTER CAN BE MOUNTED INTERNALLY FOR USE AS CONTROL LINKS, REMOTE BASE OR DUAL BAND OPERATION, ETC.

• AN EXTENSION PANEL IS AVAILABLE FOR LOCAL MONITORING OF THE REPEATER AND CONTAINS ALL NECESSARY METERING, STATUS LIGHTS AND INDICATORS. ALL ADD ONS ARE AVAILABLE FROM THE COMPANY AND ARE COMPLETE INCLUDING INSTRUCTIONS.

MAGGIORE ELECTRONIC LAB.



600 Westtown Rd. West Chester, PA 19382 Phone (215) 436-6051 FAX (215) 436-6268 Telex 499 0741 MELCO

WRITE OR CALL FOR OUR COMPLETE CATALOG

## WHY IS THIS TOUGH OLD BIRD STILL THE INDUSTRY STANDARD WATTMETER?



Simple. No one's been able to improve on the basic Bird Model 43 THRULINE® directional wattmeter since its inception — not even us. Rugged, reliable and accurate, it's also extremely versatile and easy to use. With Bird precision plug-in elements, it measures forward and reflected CW power from 100mW to 10,000W, 0.45 to 2,300 MHz, with ± 5% of full-scale

accuracy. It even has built-in remote-reading capability, can be used for RF signal sampling and its QC (Quick Change) connectors are interchangeable in the field without affecting calibration. There's a model that reads AM peak power too, the new 43P ... or you can retrofit your trusty Model 43 for it in about 15 minutes. Contact us or your Bird distributor for details.

who else but  
**BIRD**

30303 Aurora Rd., Cleveland OH 44139 U.S.A. • (216) 248-1200 • TLX: 706898 Bird Elec UD • FAX: (216) 248-5426  
WESTERN REGION OFFICE: Ojai CA • Phone: (805) 646-7255

© Copyright 1991 Bird Electronic Corp.

CIRCLE 176 ON READER SERVICE CARD

**North Olmsted Amateur Radio**  
 29462 Lorain Road  
 North Olmsted, OH 44070  
 216-777-9460

**MFJ** MIRAGE/KLM  
**Handi-Finder**  
 DRSI Daiwa  
 Hustler  
**GAP** Diamond  
**AMERITRON**  
 many other items

CIRCLE 78 ON READER SERVICE CARD

**MORSE CODE  
 MUSIC?**

Yes it's true! Now the morse code alphabet can be learned and enjoyed while doing aerobics, jogging, driving or dancing. Order "THE RHYTHM OF THE CODE" cassette single hit today!

Send **\$5.95** check or money order (postage paid) to:

**Kawa Productions**

P.O. Box 319  
 Weymouth, MA 02188

Mass Residents please add 5% sales tax  
 Dealer inquiries welcome

CIRCLE 2 ON READER SERVICE CARD

end of the coil. Repeat the capacitor dip adjustment and SWR reading. You may have to move the center conductor wire a few more times, but it will be very easy to achieve an SWR of close to 1:1.

When you have achieved a good SWR, carefully coat the entire coil with hot glue. Do not cover up the variable capacitor yet, though. Also coat the coil/connector and coil/antenna interfaces with hot glue. When the glue cools, re-check the SWR and re-adjust the capacitor if necessary. Now go ahead and cover the variable capacitor with hot glue. Your half-wave antenna is finished!

**Antenna Comparisons**

I re-ran my antenna tests comparing the half-wave antenna mounted on the handie-

talkie with the original quarter-wave rubber duckie also mounted on the handie-talkie. Again, the measurements were made at 100 feet using the ICOM R-7000 receiver, Spectrum Probe, and oscilloscope. I measured a solid 6 db improvement of the half-wave antenna over the standard rubber duckie. This is pretty impressive. It is the equivalent of raising your transmit power by a factor of four!

I have described an inexpensive half-wave gain antenna for your 450 MHz handie-talkie. The total time to build this antenna after you have all the parts is only about an hour. Not bad for a 6 dB gain advantage! **73**

You may reach Phil Salas AD5X at 1517 Creekside Drive, Richardson TX 75081.


**HIGH SPEED > DTMF >**  
**SIGNALLING**

- ANI
- MEMORY DIAL
- STORE & SEND

**STEEL KEYS  
 SEALED GOLD CONTACTS**

An ultra high quality DTMF Encoder for absolute reliability and function.

- Software-Driven and Keyboard Programmable
- High Capacity, 30 Digits per Location • Side Tone
- Non-Volatile Memory • Auto Test & PTT Disable
- 5-10-20 DPS, Pure Signalling—No "Pops"
- Speed Adj • Pause Adj • Digit Expand • Wait/Send
- Wide Operating Range: -22 +160°F / 6-26 VDC
- Multi-Function Programming .....



PK-7V, ANI3.2  
 PK-7H Horiz. Model



PK-1K, ANI3.2  
 W/Relay

\* Call or write for ANI3.2 Info

Mail  
 Order  
 To:

**Pipo Communications**

Emphasis is on Quality & Reliability

P.O. Box 2020  
 Pollock Pines, California 95726  
 (916) 644-5444  
 FAX: 644-PIPO

CIRCLE 66 ON READER SERVICE CARD



**32nd ANNUAL  
 TROPICAL HAMBOREE  
 AMATEUR RADIO & COMPUTER SHOW  
 ARRL HAMFEST OF THE AMERICAS  
 FEBRUARY 8-9, 1992**



DADE COUNTY YOUTH FAIR & EXPOSITION FAIRGROUNDS • MIAMI, FLORIDA

**SPECIAL CONVENTION PROGRAMS & ACTIVITIES FOR EVERYONE**

- 200+ EXHIBIT BOOTHS • 1,000 INDOOR SWAP TABLES • FREE PARKING 15,000 VEHICLES
- 300 CAMPSITES WITH HOOK-UPS & LAUNDRY FACILITIES • EXAMS FOR AMATEUR LICENSES
- DXCC FIELD CHECKING FOR INITIAL AWARD

**SUNDAY SPECIAL!!!**

**YOUTH FORUM WITH COMPLIMENTARY ADMITTANCE  
 FOR ALL STUDENTS**

CONDUCTED BY CAROLE PERRY, WB2MGP

Registration: \$5.00 Advance — \$6.00 Door • Valid Both Days (Advance deadline Feb. 3rd)

Swap Tables: \$20.00 each + Registration • Power: \$10.00 per User

Campsites: 3 Days (Fri., Sat., Sun.) \$40.00 • 4 Days (Thurs., Fri., Sat., Sun.) \$55.00

Headquarters Hotel: Miami Airport Marriott — \$67.00 Single, Double

Call: (305) 649-5000 — Speak Only to Reservation Department

**Must** Mention "Tropical Hamboree" to Get Special Rate. Deadline Jan. 22, 1992

After Deadline, Special Rates on Room Available Basis Only

**WRITE TODAY FOR DETAILED BROCHURE  
 & RESERVATION FORMS**

(Available Dec. 1st)

Send to: Chairman, Evelyn Gauzens, W4WYR  
 2780 N.W. 3rd Street, Miami, FL 33125  
 Tel.: (305) 642-4139 • Fax: (305) 642-1648

CIRCLE 50 ON READER SERVICE CARD



## 73 Review

by Larry R. Antonuk WB9RRT

# Model 3500 Frequency Counter

*Speed, accuracy, and ease in a shirt-pocket unit.*

Startek International Inc.  
398 NE 38th St.

Ft. Lauderdale FL 33334

Telephone: (305) 561-2211; (800) 638-8050

Price Class: \$250 for the basic unit; \$9-\$39  
for the optional accessories.

In the old days, you could tell a lot about a ham radio operator just by looking at his workbench. A fast glance over a ham's tools and test equipment can quickly determine his level of expertise and commitment. What do you see? A cereal box DC voltmeter and a CB SWR bridge? (Hmmm. Not too serious.) A decent meter, an audio signal generator, and a few home-brew gadgets? (Getting closer.) Eight or 10 big mysterious boxes, an oscilloscope or two on a cart, and a big RF frequency counter? (Aha! A real hard-core.) A digital voltmeter and a shirt-pocket frequency counter...

A shirt-pocket *what?* A shirt-pocket frequency counter. Those of us who grew up with 80-pound boat anchors sporting dancing Nixie tubes and prescalers may find it hard to believe, but the Startek International Model 3500 does indeed fit in a standard shirt pocket (as does the whole Startek line). Not only does the 3500 take up less space than your old buddy, but it's faster, easier to use, and more accurate. How do they do it?

### Micro Package—Big Features

The answer, of course, is modern technology. The Model 3500 uses a combination of LSI and MMIC chip technology to produce a device that is extremely sensitive over a wide frequency range. Like most counters, the unit has selectable ranges, in this case 10 Hz to 12 MHz and 10 MHz to 3.5 GHz. Unlike older models, the 3500 selects a high impedance mode for the low range, and a 50 ohm impedance for the high range. This eliminates the problem that often occurs when trying to measure the frequency of a low-level oscillator in a radio. A standard counter will load down the circuit, killing the oscillations. Even worse, in some situations the counter will load down the circuit just enough to vary the actual frequency of the oscillator. This produces a respectable-looking but entirely incorrect reading. The high impedance mode fixes both of these problems.

The 3500 and the entire Startek line all use eight-digit LED displays. The debate over LEDs versus LCDs will probably go on forever, but I prefer LEDs. The majority of radio service work is done in dimly lit areas—basements, attics, hilltop radio shacks—where the LED



The Startek Model 3500 frequency counter.

outperforms the LCD hands down. In addition, in the few instances where the unit needs to be used outdoors, the display is easily shielded.

The display resolution changes along with the GATE switch. Using the EXT gate position, you can resolve frequencies down to 0.1 Hz on the low range and 10 Hz on the high range. One nice feature of the 3500 is the ability to select three different gate times (see the table for gate times versus resolution). A DISPLAY HOLD feature locks the active readout for later reference or recording. Maximum input levels are stated to be +10 dBm and +15 dBm for the low and high ranges, respectively. These values figure out to 10 watts and 30 mW, respectively. This means that the 3500 has a high degree of overload protection, but it doesn't mean it's bulletproof. It will

still die if you key your mobile rig directly into it. However, it's less likely to become "deaf" from people waving handhelds next to its antenna.

### Sensitivity

Sensitivity figures for the 3500 are shown in the table. The review unit exceeded these values across the entire range of frequencies. This is impressive enough from a technical standpoint, but what it means in terms of actual use is even more exciting.

The days of counter preamps are long gone. Not only are the Startek counters sensitive enough for any general troubleshooting, they also work well for remotely monitoring transmissions. The 3500 was able to reliably count the frequency of a 2 meter, 5 watt handheld, using a rubber ducky antenna, at 150 feet. A 50 mW signal operating into a one-foot whip could be read at 20 feet. This characteristic makes the counter a very versatile tool. Public service monitoring, surveillance work, intermod and interference problems, transmitter hunting—several applications immediately become apparent. (If you've always wondered what the frequency was at the drive-in window of Bob's Taco Stand, this is the instrument for you.)

Unlike most RF counters, this unit works well down to 10 Hz. This makes it useful for a variety of audio functions as well—counting CTCSS (PL) tones, checking DTMF microphone frequencies, and verifying two-tone encoder tones.

### Features

The Model 3500 comes with the basic supplies needed for day-to-day use: a built-in NiCd supply and a plug-in wall charger. (A telescoping antenna to fit the BNC input jack is available as an option.) Optional accessories include a carrying case, different probes for "in circuit" testing, and a rubber duck style antenna. The NiCd pack will power the unit for four hours before recharging.

The idea of servicing a service instrument is never foremost on one's mind when buying one, but the Startek counter carries a one-year parts and labor warranty. Due to its size, the unit will spend most of its time in a relatively safe corner of a toolbox or coat pocket, but




### Model 3500 Specifications

Range	Overall	10 Hz–3.5 GHz				
	Lo Range	10 Hz–12 MHz				
	Hi Range	10 MHz–3.5 GHz				
Display	8 red LED digits, 0.28" (height)					
	Auto decimal point placement					
Resolution & Gate Times	Lo Range	Gate	Fast	10 Hz	0.1 sec.	
			Slow	1.0 Hz	1.0 sec.	
			Ext	0.1 Hz	10.0 sec.	
	Hi Range	Gate	Fast	1.0 kHz	0.25 sec.	
			Slow	100 Hz	2.5 sec.	
			Ext	10 Hz	25.0 sec.	
Time Base Clock Frequency	Lo Range	10.000000 MHz, TCXO				
	Hi Range	3.906250 MHz, TCXO				
Accuracy to Calibration	±0.0001% +1 count LSD, 25–35 DEG/C typ. (± 1 ppm overall)					
	Xtal aging	1 PPM/year typ.				
Signal Input	Lo Range	1 megohm impedance	22.0V max.			
	Hi Range	50 ohm impedance	1.2V max.			
Sensitivity (Typical)	Lo Range	1–10 mV RMS				
		2–2.4 GHz	10–20 mV RMS			
	Hi Range	10 MHz–2 GHz	1–10 mV RMS			
		2.4–3 GHz	15–50 mV RMS			
Power Required	9–12 VDC (9 VDC @ 300–500 mA adaptor), auto polarity					
Battery Operation	3–5 hrs. usage, 16 hrs. full charge					
	600 mA/hr. Panasonic NiCd batteries					

it's rugged enough to take a fair amount of dropping. (The author's Model 1500 spent most of the summer up towers and on rooftops aligning the 230 MHz IF of 23 GHz microwave lines, and took quite a few tumbles in the process—a real testimony to the physical quality of these counters.)

The Startek 3500 is inexpensive enough and portable enough to be used for a variety of

purposes. Frequency netting and calibration, general audio and RF troubleshooting, providing accurate readouts for older RF signal generators—whatever the use, the 3500 will give a vast amount of performance at a very modest price. The next time you're at a hamfest and someone wonders what frequency that old commercial rig is on, just reach into your shirt pocket. **73**



- 60dB display dynamic range
- 40dB spurious rejection
- 60 uv sensit, ±2dB flatness
- 1 KVDC, 1v @ 100 MHz max input as isolated by 10pF
- ±7%hor frequency linearity

#### 107 SPECTRUM PROBE™

converts your scope into a 100MHz spectrum analyzer

**\$249** dealers wanted

30 Day refund                      VISA/MC  
Specifications & app. ideas  
**Smith Design                      1324 Harris**  
**Dresher, PA 19025 (215) 643-6340**

## THE SR4 IS COMING

### SIMPLEX REPEATER

- ONE RADIO SIMPLEX REPEATER
- DUAL RADIO SIMPLEX REPEATER
- DUPLEX REPEATER CONTROLLER
- VOICE MAIL • AUTOMATIC VOICE IDER • CROSS BAND LINK • SPLIT SIMPLEX REPEATER • FULLY REMOTE DTMF PROGRAMABLE • ALL IN ONE UNIT AND MUCH MUCH MORE...

#### SEPARATELY OR SIMULTANEOUSLY!

**BRAINSTORM ENGINEERING**  
2948 1/2 Honolulu Ave. La Crescenta, CA 91214  
Call for info: (818) 249-4383  
FAX: (818) 248-0840

CIRCLE 197 ON READER SERVICE CARD

# First Call Communications, Inc.



We are one of the largest authorized distributors for US TOWER in the United States. We'll answer your questions, we'll hold your hand every step of the way and translate your summer's dream into winter's reality.

- USTowers at truly competitive pricing.
- 40 to 89 feet; arrays up to 30 sq.ft.

Complete packages available

Send For Catalog

**Toll Free: 1-800-HAM-TOWER**

(1-800-426-8693)

3 Chestnut Street  
Suffern, NY 10901



CIRCLE 286 ON READER SERVICE CARD

### Quality Microwave TV Antennas

WIRELESS CABLE - IFTS - MMDS - Amateur TV  
Ultra High Gain 50db(+) • Tuneable 1.9 to 2.7 Ghz.

- 36-Channel System Complete \$149.95
- 12-Channel System Complete \$114.95
- Call or write (SASE) for "FREE" Catalog

**PHILLIPS-TECH ELECTRONICS**  
P.O. Box 8533 • Scottsdale, AZ 85252

(602) 947-7700 (\$3.00 Credit all phone orders)  
MasterCard • Visa • COD's • Quantity Pricing

LIFETIME WARRANTY

CIRCLE 249 ON READER SERVICE CARD

Sell YOUR used gear  
in **73** Classifieds...  
Call Sue Colbert.

## HUGE NEW CATALOG ...WITH PRICES!

► Big 92 page 8 1/2 x 11" Format

- Communications Receivers
- Portable Receivers
- Scanners
- Amateur HF Transceivers
- VHF-UHF Transceivers
- HTs and Mobiles
- Amateur and SWL Antennas
- Accessories and Parts
- RTTY and FAX Equipment
- Books and Manuals

Send \$1 to  
☞

**Universal Radio**  
1280 Aida Drive Dept. 73  
Reynoldsburg, OH 43068  
Tel. 614 866-4267

# The Heli-Hat Antenna

An 18-inch wonder for 10–17 meters.

by J. Frank Brumbaugh KB4ZGC

**W**hat is compact, portable, and efficient? Covers 17 through 10 meters? Is omnidirectional, with low angle radiation? Reduces QRM, QRN, and harmonics? Has one-knob tuning for low SWR?

More and more hams find themselves living in subdivisions, apartments, and condominiums where deed and building restrictions make normal antenna installations impossible. Hams in mobile home parks, and those ranging the country in motor homes, have few options for useful antennas other than loaded vertical whips—mobile antennas. These are useful for the higher HF bands, but commercial versions are very expensive. What they need is an antenna with the above features.

Although I now have a 40 meter dipole for HF use, there have been many times during my 40-plus years as a rag-chewer when I lived in locations where even a whip antenna on a balcony was frowned upon. I experimented with many different antenna configurations. Some worked quite well. Others were duds. The more-or-less standard dipoles and quarter-wave wires, even bent to fit the available indoor space, generally gave satisfactory results when properly tuned. However, even small gauge wires strung around a small apartment were sometimes noticed and questioned by landlords, requiring elaborate explanations—lies—which seldom were believed. What was needed was a compact, effective HF antenna that could be easily hidden in a closet or attic when “official” visitors were expected.

Such an antenna should be of a size that could easily be transported in an automobile and rapidly set up in a motel room, or even put on top of the car for fixed mobile operation on Field Day. The Heli-Hat Antenna was my solution to this problem. It has all the features I opened this article with!

Originally designed before WARC to operate on 10 and 15 meters, it has been used since then on 17 and 12 meters, and results have been most satisfactory. This antenna may well be of interest to other hams with similar antenna problems, or as a “quick and dirty” Field Day antenna.

## Heli-Hat Antenna

The antenna, illustrated schematically in

Band, Meters	Tap	SWR
17	7	1.1:1
15	7	1.2:1
12	6	1.2:1
10	6	1.1:1

Note: Tap points measured from bottom of helix. The 10-meter tap is for 28.4 MHz and may vary at higher frequencies. Taps for other bands are for centers of bands.

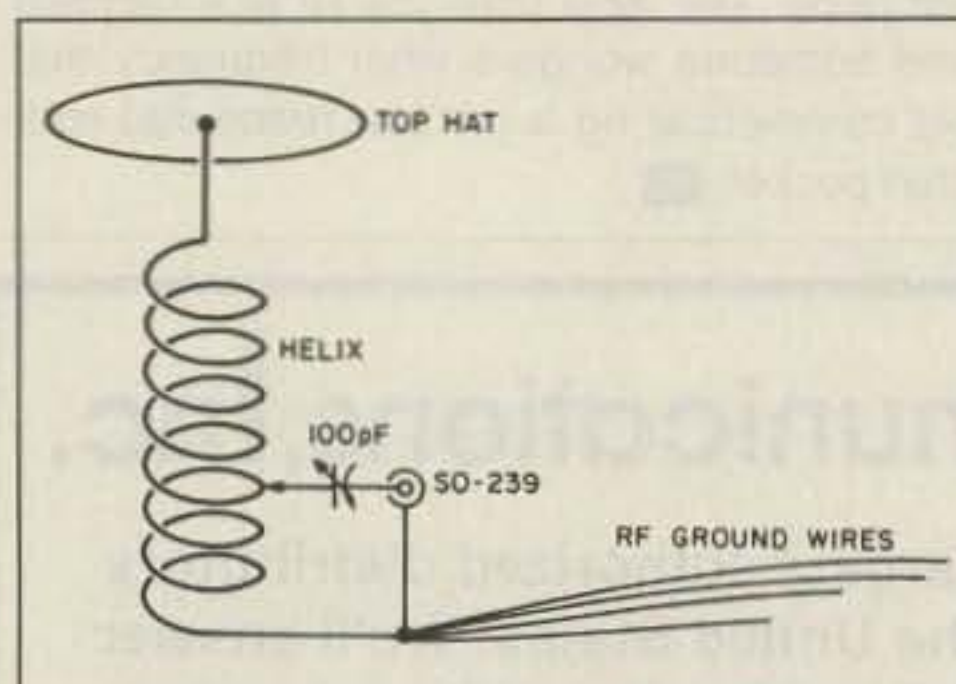


Figure 1. Heli-Hat antenna schematic diagram.

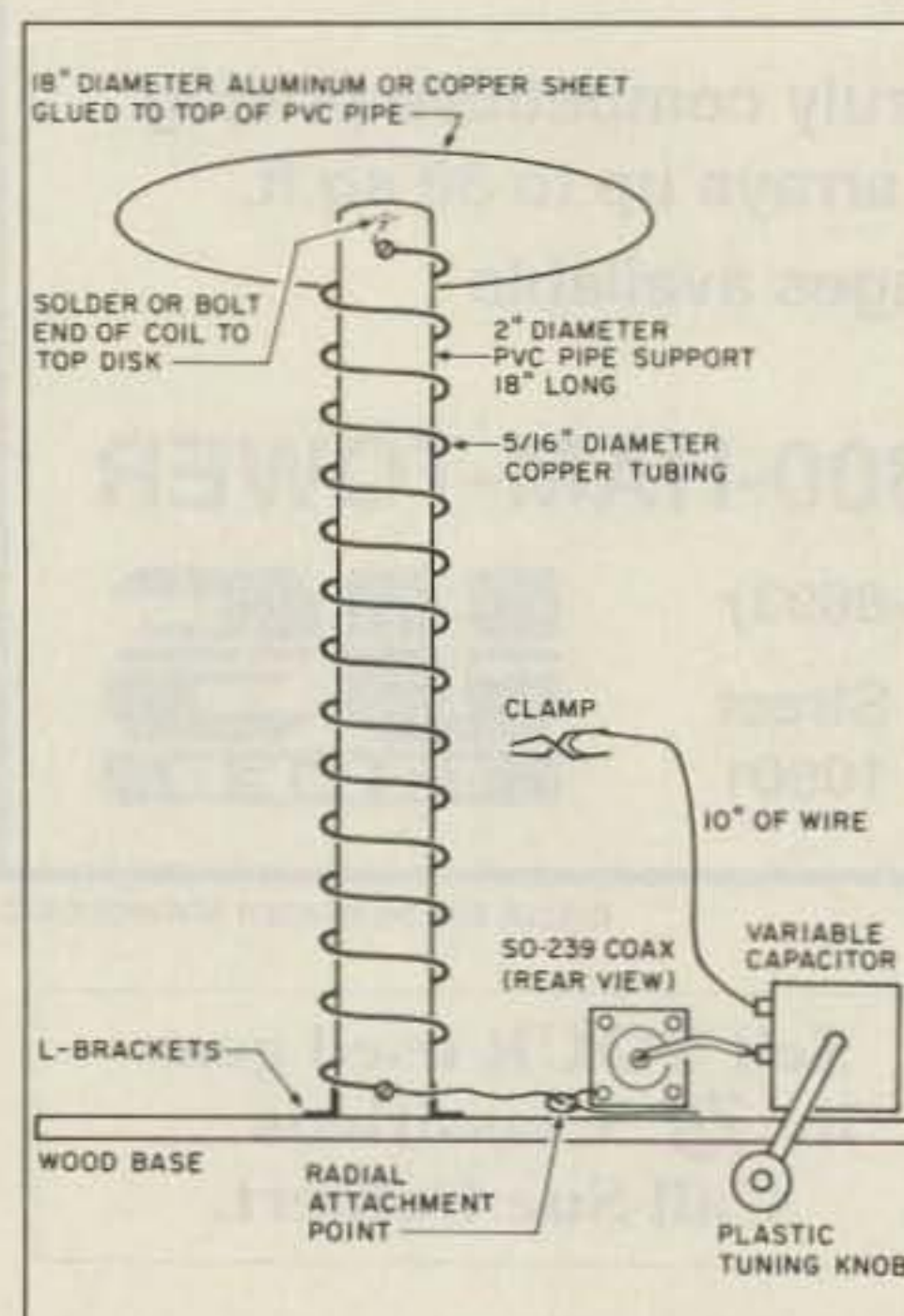


Figure 2. Construction details of the Heli-Hat.

Figure 1, covers the 17, 15, 12 and 10 meter bands. It includes one-knob tuning so SWR can be reduced well below 1.5:1—usually 1.1:1 or 1.2:1, making it compatible with modern solid-state transceivers. It is compact, fitting into a space approximately 18 inches high and 18 inches in diameter. With the top hat removed it takes up about as much space as two loaves of bread staked end-to-end.

Basically, the antenna is a tuned, top-loaded helix. A portion of the base of the helix, tuned by a 100 pF variable capacitor, resonates at the operating frequency and simultaneously presents a nonreactive 50 ohm load to the transmitter or transceiver. The upper portion of the helix is tuned by the effective capacitance of the top hat at the operating frequency. The entire antenna structure radiates.

This is a high-Q antenna, so it exhibits a relatively narrow bandwidth. This requires slight adjustment of the tuning if a large frequency excursion is made, especially on the 15 and 10 meter bands. A major advantage of such a high-Q antenna is that it rejects any harmonic energy which may be present on transmit, and on receive it reduces the level of signals near the operating frequency in a manner similar to the way a peaked filter functions. Not only will this antenna reduce QRM, it also reduces QRN to a great extent because of its narrow bandwidth.

The base of the helix must be grounded for RF. In most indoor installations this can be best accomplished by attaching open-ended quarter-wavelength wires to the ground connection, a solder lug on one of the screws holding the RF connector to the antenna base. Ground wires can be stretched out while operating, and rolled up and stowed with the antenna when not in use.

For operation on all four HF bands, the four wires should be cut to 13 feet 7 inches; 11 feet 7 inches; 9 feet 10 inches; and 8 feet 6 inches, respectively, for the 17, 15, 12 and 10 meter bands. Four separate insulated wires can be used; or two pairs of 2-conductor speaker wire, or even a length of 4-wire telephone cable such as that used indoors. Each wire should be cut to the length specified, and one end of all wires connected to the ground lug on the SO-239 RF connector on the antenna.

Continued on page 35



# STARTEK INTERNATIONAL INC

## FREQUENCY COUNTERS

GREAT NEW MODELS - SUPER LOW PRICES

# 10 HZ to 3.5 GHZ

- StarCab™ ALUMINUM CABINET
- 8 RED LED DIGITS
- 3 GATE TIMES
- DISPLAY HOLD
- MMIC AMPLIFIERS
- 3-5 HR BATTERY
- NI-CAD'S & ADP
- YEAR WARRANTY
- MADE IN USA

**THE NEW MODEL 3500**  
 FROM THE ORIGINATOR OF THE "HAND HELD" COUNTERS IN THE StarCab™ STYLE CABINETS, WITH EXPERIENCE PRODUCING OVER TWO DOZEN SUCCESSFUL FREQUENCY COUNTER MODELS SINCE 1975, FRED HUFFT- W4PLM HAS DESIGNED THE 3500 WITH UNPRECEDENTED FREQUENCY RANGE, FEATURES AND QUALITY IN A VERY AFFORDABLE "POCKET SIZED" COUNTER.

COMPUTER DESIGN AND STATE OF THE ART COMPONENTS PROVIDE UNCOMPROMISED RELIABILITY AND PERFORMANCE.



### A VERY SPECIAL OFFER

MODEL 1500A

## \$66\*

\* Buy this quality 1500 MHZ Counter for only \$66. when purchased with the following items:


- 1500A FREQ COUNTER ~~\$89.00~~ 66.00
- INSTALLED NI-CAD PACK 20.00
- 110VAC ADP/CHARGER 9.00
- 12VDC AUTO ADP/CHGR 9.00
- VINYL CARRY CASE 12.00
- TELESCOPING ANTENNA 12.00

#SO-15 ~~\$151.00~~ 128.00

### ONLY \$128. FOR ALL 6 ITEMS

TO SUBSTITUTE MODEL 1500HS ORDER #SO-HS \$175.  
 2500 #SO-25 225.  
 3500 #SO-35 265.

**FIND FREQUENCIES FAST** with any of these great pocket sized counters, available for immediate delivery from STARTEK. Absolutely the best values in the industry, from the 1500A, now only \$89., to the new 2500 & 3500. These new full range counters feature a 1 megohm input 10 Hz to 12 MHz, a 50 ohm RF input 10 MHz to 2.4 GHz / to 3.5 GHz for the 3500. The 2500 & 3500 both feature MMIC amplifiers for maximum sensitivity, three gate times for maximum display resolution of .1 Hz to 12 MHz and 10 Hz to 2400 & 3500 MHz, a DISPLAY HOLD switch and LED indicator to hold a reading and suspend gating until turned off. Our DISPLAY HOLD switch works properly, it does not change the GATE selection when turned off, like some competitive units. All of our counters use LSI circuitry, sub-miniaturized components and low power design for portable operation of 3-5 hours from internal 600 mA/Hr NiCad batteries. For ULTRA HIGH SENSITIVITY the 1500HS can't be beat with typical sensitivity of <.5 to <1 mV RMS from 10 MHz to 500 MHz. Our 1500A offers great quality and performance at minimal cost. All counters have a full year parts & labor limited warranty. Check out our VERY SPECIAL OFFER for any model packaged with several of our most popular accessories.



**1500A**  
ECONOMY MODEL

1-1500 MHZ  
 2 GATE TIMES  
 LESS NI-CADS & AC ADP

**\$89.**

**1500 HS**  
ULTRA HIGH SENSITIVITY

1 MHz-1500 MHZ  
 2 GATE TIMES  
 DISPLAY HOLD

**\$159.**

**2500**  
FULL RANGE +HI-Z INPUT

10 HZ-2400 MHZ  
 3 GATE TIMES  
 DISPLAY HOLD

**\$210.**

**3500**  
EXT RANGE +HI-Z INPUT

10 HZ-3500 MHZ  
 3 GATE TIMES  
 DISPLAY HOLD

**\$250.**

- **OPTIONS for the 1500A**
- #BP-15 NiCads for 1500A (installed) \$ 20.00
  - #AC-15 110 VAC adp/chgr for 1500A 9.00
- **ACCESSORIES for all models**
- #TA-90 Telescoping BNC antenna 12.00
  - #RD-800 800 MHZ Rubber Duck-BNC 29.00
  - #CC-90 Black vinyl zipper carry case 12.00
  - #DC-690 12VDC Auto adaptor/charger 9.00

- **PROBES**
- #LP-22 Probe, Low Pass/Audio \$22.00 use with 2500 & 3500. Attenuates RF noise.
  - #P-110 Probe, freq counter or scope use, 1X, 10X. 200 MHZ scope use. 39.00

### 1.6 GHZ PRESCALER - AMP & SIGNAL BAR GRAPH



Extend range of any counter capable of counting 16 MHz or higher to 1600 MHz with super sensitivity of 1-5 mV typ. 10 segment LED BAR GRAPH displays RF signal strength. StarCab™ aluminum cabinet. 110 VAC adaptor included.

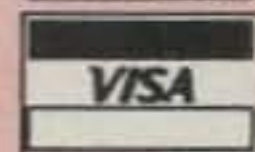

MODEL AP-90  
 FACTORY ASSEMBLED  
 1 YEAR WARRANTY **\$99**

NEED MORE INFO - CALL  
 HAL MANDERY-KK4UN  
 SALES ENGINEER

ORDERS ONLY - TOLL FREE  
**800-638-8050**

INFORMATION (305) 561-2211

TERMS: Shipping-handling charges for Florida add \$4 + tax, US & Canada add 5% (\$4 min, \$8 max), all others add 10% of total. COD fee \$3.75. Payment by VISA, MC, DISCOVER, COD for CASH or MO. Prices and specifications are subject to change without notice.



## STARTEK INTERNATIONAL INC

398 NE 38th ST., FT. LAUDERDALE, FL 33334

FAX (305) 561-9133



HF Equipment **Regular SALE**  
IC-781 Xcvr/ps/tuner/scope • **Special** \$6149.00 5099



IC-765 Xcvr/ps/keyer/tuner..... \$2692.00 2399



IC-751A 9-band xcvr/1-30 MHz rx ... \$1699.00 1219  
PS-35 Internal power supply..... 219.00 209<sup>95</sup>  
FL-63A 250 Hz CW filter (1st IF) ..... 59.00  
FL-52A 500 Hz CW filter (2nd IF) ..... 115.00  
FL-53A 250 Hz CW filter (2nd IF) ..... 115.00  
FL-70 2.8 kHz wide SSB filter ..... 59.00


IC-735 HF xcvr/SW rcvr/mic..... 1149.00 899<sup>95</sup>  
PS-55 External power supply ..... 219.00 209<sup>95</sup>  
AT-150 Automatic antenna tuner ..... 445.00 399<sup>95</sup>  
FL-32A 500 Hz CW filter..... 69.00  
EX-243 Electronic keyer unit ..... 64.50  
UT-30 Tone encoder..... 18.50



IC-725 HF xcvr/SW rcvr..... \$949.00 759<sup>95</sup>  
AH-3 Automatic antenna tuner ..... 489.00 449<sup>95</sup>  
IC-726 10-band xcvr w/6m..... 1299.00 1089

**HF Accessories:** **Regular SALE**  
IC-2KL HF solid state amp w/ps ..... \$1999.00 1719  
IC-4KL HF 1 kw amp w/ps • **Special** .. 6995.00 5899  
EX-627 Auto antenna selector ..... 315.00 279<sup>95</sup>  
PS-15 20A external power supply ..... 175.00 169<sup>95</sup>  
PS-30 Systems p/s w/cord, 6 pin plug 349.00 329<sup>95</sup>  
SP-3 External speaker.....65.00  
SP-7 Small external speaker..... 51.99  
CR-64 High stab. ref. xtal; 751A, etc ..... 79.00  
SM-6 Desk microphone ..... 47.95  
SM-8 Desk mic; two cables, scan ..... 89.00  
AT-500 500w 9 band auto ant tuner ..... 589.00 539<sup>95</sup>  
AH-2 8-band tuner w/mount & whip..... 758.00 689<sup>95</sup>

Accessories for IC-781/765/765/726/725 • **CALL**



★ Large Stocks  
★ Fast Service  
★ Top Trades  
at AES®



VHF/UHF Base Transceivers **Regular SALE**  
IC-275A 25w 2m w/ps • **Closeout** ..... \$1299.00 1129  
IC-275H 100w 2m FM/SSB/CW ..... 1399.00 1219

IC-475A 25w 440MHz w/ps • **Closeout** 1399.00 1329  
IC-475H 100w 440 FM/SSB/CW ..... 1599.00 1399

IC-575A 25w 6/10m xcvr/ps ..... 1399.00 1199  
IC-575H 25w 100w 6/10m xcvr ..... 699.00 1329

IC-1275A 10w 1.2GHz FM/SSB/CW ..... 1849.00 1619



VHF/UHF FM Transceivers **Regular SALE**  
IC-229A 25w 2m FM/TTP mic ..... \$423.00 369<sup>95</sup>  
IC-229H 50w 2m FM/TTP mic ..... 462.00 379<sup>95</sup>  
IC-448A 25w 440 FM/TTP • **Closeout** ..... 599.00 379<sup>95</sup>  
IC-449A 35w 440FM xcvr/TTP ..... 563.00 399<sup>95</sup>  
IC-1201 10w 1.2GHz FM/SSB/CW ..... 1849.00 719<sup>95</sup>

Dual band FM Transceivers **Regular SALE**  
IC-2410A 25w 2m/440 FM/TTP mic ..... \$855.00 749<sup>95</sup>  
IC-2410H 45w 2m/35w 440 FM/TTP mic 899.00 789<sup>95</sup>  
IC-3220A 25w 2m/440 FM/TTP mic ..... 659.00 579<sup>95</sup>  
IC-3220H 45w 2m/ 35w 440 FM/TTP mic 699.00 609<sup>95</sup>  
IC-2500A 35w 440/10w 1.2GHz FM ..... 999.00 869<sup>95</sup>

Multi-band FM Transceiver **Regular SALE**  
IC-901 50w 2m/35w 440MHz FM xcvr .. \$999.00 869<sup>95</sup>  
UX-R91A Broad band receiver unit .... 389.00 359<sup>95</sup>  
UX-19A 10w 10m unit..... 299.00 279<sup>95</sup>  
UX-59A 10w 6m unit..... 349.00 329<sup>95</sup>  
UX-S92A 2m SSB/CW module..... 599.00 549<sup>95</sup>  
UX-39A 25w 220MHz unit ..... 349.00 329<sup>95</sup>  
UX-129A 10w 1.2GHz unit..... 549.00 509<sup>95</sup>

IC-970A 25w 2m/430MHz transceiver .. 2895.00 2029  
IC-970H 45w 2m/430 MHz transceiver .. 3149.00 2729  
UX-R96 50-905 MHz receive unit..... 389.00 349<sup>95</sup>  
UX-97 1.2GHz band unit ..... 999.00 869<sup>95</sup>

VHF/UHF Mobile Antenna **Regular SALE**  
AH-32 2m/440 Dual Band mobile ant..... \$39.00  
AHB-32 Trunk lip mount..... 35.00  
Larsen PO-K Roof mount ..... 23.00  
Larsen PO-TLM Trunk-lip mount..... 24.70  
Larsen PO-MM Magnetic mount ..... 28.75

VHF/UHF Repeaters **Regular SALE**  
RP-1520 2m 25w repeater..... \$2229.00 1949  
RP-2210 220MHz 25w repeater ..... 1649.00 1449  
RP-4020 440MHz 25w repeater..... 2299.00 2009  
RP-4020/50W 440MHz 50w repeater... 2499.00 2189  
RP-1220 1.2GHz 10w repeater ..... 2599.00 2269



Handhelds **Regular SALE**  
IC-02AT/High Power 2m... \$409.00 289<sup>95</sup>  
IC-2SA 2m HT ..... 419.00 289<sup>95</sup>  
IC-2SAT 2m/TTP ..... 439.00 319<sup>95</sup>  
IC-2SRA 2m/25-905MHz rx 599.00 509<sup>95</sup>  
IC-24AT 2m/440MHz/TTP ... 565.00 419<sup>95</sup>  
IC-3SAT 220MHz HT/TTP .... 449.00 299<sup>95</sup>  
IC-4SAT 440MHz HT/TTP .... 449.00 299<sup>95</sup>  
IC-4SRA 440MHz/25-905 rx 599.00 509<sup>95</sup>  
IC-2GAT 2m HT/TTP ..... 429.00 319<sup>95</sup>  
IC-4GAT 440MHz/TTP ..... 449.00 319<sup>95</sup>  
IC-12GAT 1.2GHz/TTP ..... 529.00 329<sup>95</sup>  
IC-W2A 2m/440 HT ..... 629.00 529<sup>95</sup>

Aircraft band handhelds **Regular SALE**  
A-2 5W PEP synth aircraft HT ..... 525.00 479<sup>95</sup>  
A-20 aircraft HT w/VOR • **Closeout** ... 625.00 499<sup>95</sup>  
A-21 Navicom Plus Aircraft HT ..... 660.00 599<sup>95</sup>

For information and Prices on accessories for handhelds listed above • **CALL**



Shortwave Receivers **Regular SALE**  
R-1 100kHz-1.3GHz AM/FM handheld. \$624.00 539<sup>95</sup>  
R-71A 100kHz-30MHz rcvr..... 999.00 869<sup>95</sup>  
RC-11 Infrared remote controller ..... 70.99  
FL-32A 500 Hz CW filter..... 59.00  
FL-63A 250 Hz CW filter (1st IF) ..... 59.00  
FL-44A SSB filter (2nd IF)..... 178.00 169<sup>95</sup>  
EX-257 FM unit ..... 49.00  
EX-310 Voice synthesizer..... 59.00  
CR-64 High stability oscillator xtal..... 79.00  
R-72 30kHz-30MHz SW receiver..... 972.00 829<sup>95</sup>



Accessories for R-1/R-72/R-100/R-9000 **CALL**



R-100 100kHz-1.856GHz AM/FM, 12vdc 707.00 599<sup>95</sup>  
R-7000 25MHz-2GHz receiver ..... 1199.00 1029  
RC-12 Infrared remote controller ..... 70.99  
EX-310 Voice synthesizer ..... 59.00  
TV-R7000 ATV unit ..... 139.00 134<sup>95</sup>  
SP-3 External speaker ..... 65.00  
CK-70 (EX-299) 12V DC option ..... 12.99  
MB-12 Mobile mount ..... 25.99

R-9000 100kHz-2GHz all mode rec... \$5459.00 4699  
All Prices are subject to change without notice.

**AES® Over 35 Years in Amateur Radio**  
**HOURS • Mon-Fri 9-5:30; Sat 9-3**

**Orders/Trades • Call Toll Free**

Order Toll Free: 1-800-558-0411

FAX: (414) 358-3337

**AMATEUR ELECTRONIC SUPPLY** Inc.

5710 W. Good Hope Road; Milwaukee, WI 53223 • Phone (414) 358-0333

**AES® BRANCH STORES**

WICKLIFFE, Ohio 44092  
28940 Euclid Avenue  
Phone (216) 585-7388  
1-800-321-3594

ORLANDO, Fla. 32803  
621 Commonwealth Ave.  
Phone (407) 894-3238  
1-800-327-1917

CLEARWATER, Fla. 34625  
1898 Drew Street  
Phone (813) 461-4267  
No Toll Free Line

LAS VEGAS, Nev. 89106  
1072 N. Rancho Drive  
Phone (702) 647-3114  
1-800-634-6227

Associate Store  
CHICAGO, Illinois 60630  
ERICKSON COMMUNICATIONS  
5456 N. Milwaukee Avenue  
Phone (312) 631-5181  
1-800-621-5802

Continued from page 32

**WARNING:** When transmitting, the entire antenna structure as well as the open ends of the ground wires will exhibit high RF voltages which can produce burns if touched. Be certain your installation is protected from being touched by children or pets.

### Finding The Parts

New copper tubing is rather expensive, but the length required should not break any ham's budget. Scrap tubing, copper or aluminum, is often available for little or nothing at businesses involved in manufacturing and installation of refrigeration and heating/air-conditioning systems. The tubing I used was obtained from an air-conditioning installer for \$2.00. It is also often possible to locate a sufficient length of cable TV hard-line—spool ends containing as much as 80 or 90 feet are usually discarded—and if you explain your intended use to one of the technicians, you probably can get as much as you need free of charge. Although copper tubing is best, aluminum can be used in constructing the Heli-Hat antenna.

The 100 pF variable capacitor I used has 0.03-inch plate spacing, which is OK for up to 100 watts. For 500 watts a plate spacing of 0.05 inches is recommended, and up to 0.1-inch spacing for maximum legal power. My capacitor came from the lowest depths of my junk box. It is odd, with trapezoidal-shaped stator plates, removed long ago from some esoteric military "boat anchor."

Fair Radio Sales, P.O. Box 1105, Lima OH 45802, has a broad selection of surplus variable capacitors at prices ranging from \$1.25 to several dollars. (New variable capacitors bear prices that equal a day's wages or more! Surplus is better.) However, before spending scarce dollars, check with local hams and the flea markets at hamfests for a suitable capacitor. Also, Radiokit at P.O. Box 973, Pelham NH 03076, tel: (603) 635-2235, carries a number of suitable capacitors. Two good candidates are their model number 284130 for higher power, and number 23100MK for under 100 watts.

Aluminum sheets two feet square are often available in hardware stores as "Reynolds® Do-it Yourself" supplies. Hardware and building supply stores also usually have two-foot-wide aluminum flashing for sale. Either will be suitable for the top hat, which is 18 inches in diameter.

Scrap PVC pipe and wood for the antenna base may often be found in scrap piles behind hardware and building supply stores, although the short length of pipe needed should cost less than a dollar purchased new. It can be either larger or smaller in diameter than that specified herein. Its only function is to provide stability to the tubing helix.

### Construction

The helix consists of 15 turns of 5/16-inch copper tubing about 4-3/4 inches in diameter, with the turns evenly spaced over a length of 14 inches. The total length of tubing is about 19 feet. The helix was formed by winding

around a cardboard tube about 3-1/2 inches in diameter, springing to its final diameter when removed from the cardboard. Ends of the tubing are flattened and drilled to accept long machine screws, then slipped over the PVC pipe and bolted through it. The pipe is about 18 inches long and about 2 inches in diameter.

**NOTE:** The dimensions given are those of my antenna. You may make any changes *within reason* in any of these dimensions. Tubing of larger or smaller diameter can be used; overall tubing length can be greater or a bit less. Helix diameter can be reduced and length extended. The result of such minor changes may change the position of the tap point for one or more bands but otherwise should make no important difference.

The top hat is an 18-inch diameter disc of aluminum sheet with an area of over 254 square inches. It need not be round as long as the area is close to 254 square inches. The effective capacitance of the top hat is important to both the frequency range covered and to the Q of the antenna.

The top hat can be attached to the top of the PVC pipe with epoxy or hot glue. A ground lug attached to the underside of the top hat near the PVC pipe is used to connect a short wire jumper between it and the top of the helix.

The lower end of the PVC pipe can be mounted on a short piece of wood, plywood or plastic, using brackets and machine screws. It may also be attached with epoxy or hot glue, although this will not produce a very strong joint.

The tuning capacitor must have both rotor and stator plates insulated from ground because it is in series with the RF from the transmitter or transceiver and the tap on the helix. Either a length of insulating shaft or a large plastic knob must be used on the tuning capacitor shaft, which will be "hot" with RF. Mount the capacitor on the base near the PVC pipe.

An SO-239 RF connector can be connected to a bracket attached to the antenna base near the tuning capacitor. Mount a ground lug under two of the screws holding the connector on the bracket. Connect a wire jumper from one ground lug to the base of the helix. The other ground lug is the connection for the four RF ground wires mentioned earlier.

Connect a wire jumper between the center terminal of the SO-239 to either the rotor or stator of the tuning capacitor. Solder both connections.

Strip some insulation from both ends of a flexible stranded wire of AWG #16 or larger and about 10 or 12 inches long. Connect one end to the unused terminal on the tuning capacitor, and solder.

Connect a spring clip to the other end of this wire. An alligator or crocodile clip may be used, but a small spring clip of the type used on automobile jumper cables and battery chargers works best. This clip is used to establish the tap point of the helix for each band, and must make a solid, low resistance connection.

### Operation

Attach the ground wires to the unused solder lug on the SO-239 connector and stretch them out more-or-less in a straight line. Using a coaxial jumper, connect the RF output of your transceiver or transmitter to the SO-239 on the antenna, providing your rig includes a means for monitoring SWR. If it does not, an SWR meter must be connected between the transmitter or transceiver and the antenna.

If you've followed the measurements given in this article closely, position the tap on the helix as indicated in the table. If your antenna differs in dimensions, the proper tap point must be determined experimentally.

Apply 10 to 25 watts to the antenna and adjust the tuning capacitor for the lowest SWR. In some installations it may be necessary to move the tap point on the helix one-half to one turn higher or lower to achieve an SWR of 1.1 or 1.2, although if the SWR is at least below 1.5:1, modern solid-state rigs will operate satisfactorily.

Monitor the SWR when you change frequencies or bands, and change the tap position and adjust the tuning capacitor as necessary to maintain low SWR.


### Conclusion

The Heli-Hat antenna is omnidirectional and radiates much of the RF at the low vertical angles best for DX. It is a high-Q antenna with a narrow bandwidth around the operating frequency, resulting in the reduction of QRM and QRN on receive, and greatly reducing the level of any harmonic energy that might be present in the output of the transmitter or transceiver. It covers all four ham bands from 17 through 10 meters and is easily tuned for a very low SWR. The antenna is easily set up indoors or out, and is easy to conceal when not in use. It can, in many cases, be constructed wholly from scrap.

Although the Heli-Hat antenna was designed to cover only the four highest HF bands, theory suggests it also could be tuned on 6 meters, and possibly 2 meters as well, by tapping the helix closer to ground. Not having equipment for these bands, I was unable to check for operation on these frequencies.

Too, if the helix is made from a longer length of tubing, and perhaps has a larger top hat, it should be possible to extend the lower frequency limit to include the 20 meter band without making the antenna much larger.

Although the Heli-Hat antenna is not intended to compete with a 6-element mono-band beam on a 100-foot tower, it will give a good account of itself on the four ham bands for which it was designed, especially on crowded bands where its high Q is a distinct advantage.

This antenna also can be a starting point for experimentally minded hams who may be interested in modifying it to cover other frequency ranges. 

You may write J. Frank Brumbaugh KB4ZGC at 1812 Marilyn Ave., Bradenton FL 34207-4743. Please enclose an SASE if you request information.

## 73 Review

by Bill Clarke WA4BLC

# The Solarcon A-99 Antenna

*A very economical vertical for 10-17 meters!*

**A** while back I was reading one of the ham magazines and saw an advertisement that really piqued my interest. It said, "World's top performing fiberglass omnidirectional base station antenna," then went on to say that it operates 12-10 meters. This was too much to let pass by, so I sent for one.

The box arrived via UPS and inside were three pieces of fiberglass-covered tubular antenna. I also found an instruction sheet and a few other papers. I quickly went about getting the antenna into the air for testing.

### Assembly

This antenna is easy to assemble. The three pieces screw into each other and the bottom of the antenna has a metal sleeve which is then attached to a tower, post, or mast with U-bolts. Coax is attached to a weather-protected connector in the center of the antenna's base.

For the first few days of evaluation, I bolted the antenna to an eight-foot-long, two-inch-diameter wood rod and tied it to the side of my tractor, which was then parked about 75 feet from the house.

I ran a piece of RG-8X from the antenna into the shack and tuned up on 10 meters. The band was semi-open so I called a CQ and was immediately answered. From there on I played DX the rest of the day. By the time the bands went out I had worked about 40 countries, all with nice QSOs. Most impressive for an 18-foot piece of white fiberglass.

### On-the-Air

It worked fine on 10 meters. After all, that's right next to 11 meters (the A-99 was originally designed for the Citizens Band). It should work there. The SWR was below 1.2:1 below 29 MHz. The next day I operated on 12 meters (SWR 1.8:1) and was pleased to find that the antenna performed as well on 12 as it did on 10.

Towards the end of the day I

became bored with 12 and decided to see what other surprises the A-99 held. I put the rig on 17 meters and heard all kinds of activity—the band was in very good shape.

The antenna loaded with a 2.5:1 SWR. My rig can handle this, but I smoothed it out with a tuner and went to calling CQ. Just like on 10 and 12 meters, I got responses from all over.

To make a long story short, I have now played with this antenna for about four weeks and have found that it works very well on 17 through 10 meters. It won't make it down to 20 meters or below, however.

My testing was done with and without the optional radial kit. I could find no particular difference in performance either way, although there were some very minor changes in the SWR curves.

### A Best Kept Secret

In talking with European hams, I discovered that many of them were using CB antennas of one type or another, and that this practice was not only economical but easy as well, and prevented visual intrusion complaints from the neighbors. One chap claimed to have worked 214 countries during the past year with an antenna similar to the A-99.

Could it really be that bigger isn't always better? Could it be that in our search for simple and effective antennas, hams have overlooked the obvious? I doubt if I am crushing any rocks out there in the pile-ups, but I get my share of contacts with this antenna.

### Alternatives to Spending \$300+

Although most of the competing antennas do offer 20 meter coverage, they also cost two to three hundred dollars more than the A-99. I'm not sure if using 14.313 MHz is worth the extra cost!

### High Points

- The recommended retail price for the A-99 antenna is a very modest \$74.50 (cheap).
- There are no moving parts on the antenna to wear out.
- It comes in only three pieces which can be assembled in about that number of minutes (simple).
- It can be mounted on the ground, on a mast, or on a roof. I suppose it could even be hidden in a

tree. In fact, you can paint it to match the tree if you wish!

- No radials! The entire structure is a little less than 18 feet tall and about an inch in diameter.
- A nice info sheet about installing antennas is included, bringing out some areas of safety that should be revisited from time to time.
- The manufacturer's warranty policy is excellent. If the A-99 fails, it will be repaired or replaced, except in cases of damage or misuse, with no specified time limit.

### Recommendations

The A-99 is a very economical and easy means for gaining access to 10-17 meters and getting a good signal out. Feed it with RG-8X for power levels under 200 watts, and RG-8 for higher power levels.

Although I experienced no stray RF problems, I placed an RF choke of six or seven turns of coax about six inches in diameter immediately at the base of the antenna.

You may want to use an antenna tuner to keep the SWR under control for solid-state rigs. If you place the antenna out in the open away from obstructions, you will probably only need a tuner when operating on the 17 meter band. I tried a rig with an internal automatic antenna tuner and found it loaded up easily into the A-99 on any band between 10 and 17 meters. In fact, the automatic tuner made a wonderful companion for the A-99. For a manual tuner, any of the inexpensive tuners should do quite nicely.

By the way, my A-99 is mounted on a 1-1/2 inch diameter galvanized pipe about four feet above ground level, and about 50 feet from the house.

### Availability of the A-99

Solarcon has been manufacturing antennas for CB, cellular, and business users since 1975 and distributes worldwide. For the name of a dealer near you, contact Solarcon. **73**

### A-99 Specifications

The following is a modified list of specifications which reflect my test results:

Description	Fiberglass-covered vertical antenna
Height	17'8" (separates into 3 sections)
Bands	17-10 meters
Power limits	2 kW
Mounting	1-1/2" mast max.
Grounding	DC grounded
Useful radiation angle	< 20 degrees 10-17 (as plotted with ELNEC)
Radials	Optional, but not needed
Safety	CPSC shock hazard standards to 14,500 volts
Gain: About 0 dBd (unity gain, compared with a dipole)	
SWR: < 1.2:1—10m (under 29 MHz) • < 1.8:1—12m • < 2.5:1—17m •	

NOTE: The SWR may vary depending on your antenna location.

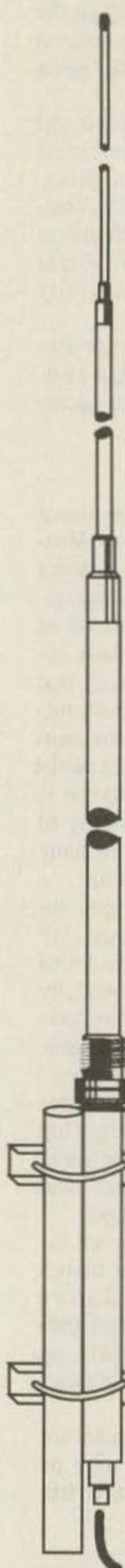


Figure. Diagram of the Solarcon A-99 antenna.



# Showdown in Portland

*Discover the thrill of radiosporting.*

by Joe Moell K0OV

In an ordinary DX competition, the contestants stay in their shacks in their own countries. They link with each other via the ether for only a few seconds, two at a time. Months later, they read the results in a magazine.

That's fun. But now, imagine an international amateur radio competition where the entrants spend a week together. They stay in one another's homes. They dine in large groups. Their families become good friends.

They challenge each other in the usual time-honored hamshack events, plus Morse contests and radio direction finding "fox-hunts." The results are known immediately. There are opening ceremonies and a closing banquet, followed by misty-eyed good-byes.

More fun? You bet. At least 20 dB more, I'd say. Continent-wide radiosporting contests like this have been regular events in Europe and Asia for many years, but they are new to the USA. That's changing, thanks to the Friendship Amateur Radio Society (FARS).

FARS is a not-for-profit organization based in Portland, Oregon. It has a counterpart organization in Khabarovsk, a city of similar size in eastern USSR. Two years ago, hams from Portland went to Khabarovsk for a week of radiosporting activities.

This year it was Portland's turn to host. During the week after Memorial Day, FARS-

USA welcomed hams to the second Friendship Radiosport Games (FRG-91). There were all the events usually found at a European/Asian radiosport festival, including DX contests, a CW competition, and the first internationally sanctioned foxhunt in the USA. On hand to compete were 10 Soviet, three Japanese, and 20 US hams.

## First, the Foxhunt

In the USA, radio direction finding (RDF) contests are called hidden transmitter hunts, or T-hunts. They involve cars, trucks, and vans outfitted with strange antennas and blinking consoles. It's more like a road rally than a race.

International radiosport RDF, usually called foxhunting, allows no such luxury. It's all done on foot. Speed determines the winner. So, there's no place for the unfit (Photo A).

The site was Portland's Forest Park, a giant wooded labyrinth of trails, trees, and hills. The weather alternated between rain and sun. Somewhere in those 200 rugged acres were five yellow metal boxes, transmitting a few milliwatts on 146.565 MHz. Fox number one came on for one minute, then number two, and so on. To win the event, all you had to do was be the first to find all five, in numerical order, and get back to the start/finish line.

Sound easy? You try it! Even the winners,



Photo B. Kevin Kelly N6QAB won the foxhunt by finding all five transmitters on the two-mile course in less than one and a quarter hours.

seasoned Northwest ELT team members and intrepid Southern California T-hunters, got a real workout (Photo B). Since each transmitter is on the air only 20 percent of the time, it's important to plot the bearings to each one often, and carefully triangulate on the maps provided.

It was a dual challenge: Both physical stamina and technical expertise were needed to win. Almost all contestants were headed for the liniment and foot baths after the rigors of this event.

## Round-Robin DX

There was little time for recuperation after the foxhunt; the DX competition was the next day. Five of Portland's best-equipped hamshacks (W7NI, K2RAG, W7EJ, WR7D, and K7RO) rolled out the red carpet to the five international teams.

To insure that no team had an advantage or disadvantage because of the features of a particular station, the teams rotated. Each team spent one hour at each station, with an hour off for travel between operating periods. Thus, the contest period was nine hours, with only five hours actual on-air time.

By now, the competitors sensed that Murphy had connections with Old Sol as well as with the weatherman. Band conditions were anything but hot. Hopes by the Soviets and Japanese of racking up scads of contacts with their homelands were not to be realized (Photo C).



Photo A. Yoshiko Yamagami JQ1LCW is a champion at "fox-teering," as it's called in Japan, but she had never used an American switched-antenna RDF set. Still, she finished fourth out of 15 entrants in the FRG-91 foxhunt.



**New**

## Model DJ-F1T

### The Miniature VHF/FM Handheld Transceiver

A super-compact handheld about half the size of a regular HT, the tiny DJ-F1T is a powerful communications station which fits literally in the palm of your hand.

The Ni-Cd battery is an innovative design, made to charge with the AC desk top, drop-in charging stand.

Standard on the unit are 40 memory channels, 3-stage power settings, pager and code squelch functions, several scan options, and full size illuminated keypad for easy operation and programming.

*Ask to see ALINCO products at your dealer and become familiar with our quality line and accessories. We've always been here, and now we're ready to go wherever you do.*

# ALINCO...ON A MOMENT'S NOTICE.



**ALINCO**  
ELECTRONICS INC.

ALINCO ELECTRONICS INC.  
438 Amapola Avenue, Unit 130  
Torrance, CA 90501  
Tel. (213) 618-8616 Fax (213) 618-8758

**Two Year Limited Warranty.**

Specifications and features are subject to change without notice or obligation.

CIRCLE 67 ON READER SERVICE CARD



Photo C. These Morse experts on the USSR-Red team made the most CW contacts in FRG-91. They are (front to back) Slava Alexandrov UW0CD, Mikhail Zavarukhin UW0CN, and Igor Krivosheev UA0CZ, in the computer-filled shack of WR7D.

The three-page set of rules for the HF test included "counters" for countries and US/VE/JA prefixes. To insure accuracy, there was a three-QSO penalty for "busted calls," plus additional penalties for incomplete exchanges and invalid QSOs.

All logging was done on computers provided by FARS. The sponsors also provided assistants to enter calls into the computers in real time.

Pressing their home court advantage, US teams took the gold and silver (Photo D). A USSR team was in third place, despite having fewer total QSOs than the Japanese team. The JAs made no CW contacts, which put them at a major disadvantage in the convoluted scoring system.

### Speedy Telegraphy

Friday night, it was



Photo F. Don Calbick W7GB (left) took second place in the brutal CW pile-up test. Harry Lewis W7JWJ (right) won the gold for high speed CW receiving.

time to take off to Seaside, Oregon, a coastal vacation spot 80 miles northwest of Portland, for the remainder of the events. The Sea-Pac convention that weekend gave the foreign entrants a chance to meet hundreds of US hams. It also attracted the Northwest's top CW operators to take them on.

After a leisurely practice session at 20 wpm, Mark Sinnard N6OPN cranked up the computer and let the dits and dahs fly for the high-speed receiving test (Photo E). By the end of the 35 wpm round, only three entrants were able to copy for a solid minute. Based on their accuracy in that round, the individual medal winners were selected.

But Mark wasn't through with his torture—it was time for the pile-up contest (Photo F). By this time, hunger and other activities had lured some of the worldclass CW experts out of the FARS room and onto the convention floor. There was a shortage of contestants, so I grabbed a pencil and a set of earphones, and sat down in one of the empty seats.

The pile-up tape began with a plaintive "QRZ DX" by W2NSD/1. (Now where have I heard that call before?) For the next six minutes, it was non-stop CW bedlam ringing in my head, as no less than 101 rare stations called poor Wayne. They were all on top of one another, at varying levels, with lots of noise and QRN mixed in.

What a mess! Somehow I managed to scribble down enough call-signs to stay out of last place. But my list had nowhere near the 34 calls that winner Jim Fenstermaker K9JF got. How does he do it?

There was no lack of entrants for the next event: CW sending. Even Dima Ornatsky, the 12-year-old SWL grandson of RW0CA, gave it a try. The Soviet sending style is much different from the traditional J-38 grasp of American hams.

Russian straight keys have a big knob on them and are placed at the very edge of the table. These fellows used their arms as much as their wrists. They did well, but couldn't top "Faster than Bau-



Photo D. At W7NI's super-station: A good balance of SSB QSOs, CW QSOs, and "counters" captured the gold for the US-Blue team, including Jim Fenstermaker K9JF (left) and Paul Kiesel K7CW (right).




Photo E. Bob Bergert K0PB (left), Dale Jones K5MM (right), and J. Scott Bovitz N6MI (rear table) make fast CW receiving seem easy. Dale took first place and Scott took third.

dot" Dale Jones K5MM.

When the final scores for all events were tallied, there was a tie for the gold between the Red and Blue teams from the USA. The USSR-Blue team took the bronze. But there was no talk of victory or defeat at the awards ceremony, just a celebration of the international camaraderie that amateur radio can provide.

### East Meets West

To the Soviets, a trip to a US ham convention must seem like visiting another planet. They come from a country which does no manufacturing of ham gear. Soviet amateurs must build their own sets from whatever parts they can scrounge.

There was little scrounging to be done at the convention, because the Russian ruble is not an international currency. Fortunately, they had brought a few items for sale and barter, which were eagerly snapped up by the convention-goers.

Since the Chernobyl accident and the earth-



# THE JAPAN RADIO CO. NRD-535

## THE NEXT GENERATION IN HIGH-PERFORMANCE HF RECEIVERS

Once again JRC breaks new ground in shortwave receiver design. The new NRD-535 has all the features SWLs and amateurs have been waiting for. General coverage from 0.1 to 30 MHz in AM, USB, LSB, CW, RTTY, FAX and Narrow FM modes. Advanced ECSS operation for phase-lock AM reception. Variable bandwidth control (BWC). Tuning accuracy to 1 Hz possible with direct digital synthesis. 200 memory channels with scan and sweep operation. Triple Superheterodyne receiving

system. Superb sensitivity, selectivity and image rejection. Dual-width noise blanker eliminates impulse noise. Squelch, RF Gain, Attenuator, AGC and Tone controls. Optional RTTY demodulator available. 24 hour clock/timer. Easy to read vacuum fluorescent display with digital S-meter. AC and DC operation. Plus the most comprehensive computer interface found on any radio to date. Call or write today for a full color brochure, price list and dealer information.



*Japan Radio Co., Ltd.*

MAIN OFFICE: Akasaka Twin Tower (Main), Akasaka 2-chome, Minato-ku, Tokyo 107, JAPAN  
Tel.: (03) 584-8836 Telex: 242-5420 JRCTOK J

IN U.S.A.: 430 Park Avenue (2nd Floor), New York, NY 10022  
Tel.: (212) 355-1180 FAX: (212) 319-5227 Telex: 961114 JAPAN RADIO NYK


If you always thought a microprocessor-controlled repeater had to be expensive, LOOK AGAIN! You could easily spend this much just for a controller.

## REP-200 REPEATER

A premium repeater with autopatch and many versatile dtmf control features at less than many charge for a bare-bones repeater!

We don't skimp on rf modules, either! Check the features on R144 Receiver, for instance: GaAs FET front-end, helical resonators, sharp crystal filters, hysteresis squelch.

Kit \$1095; w/t only \$1295!



- Available for the 2M, 220MHz, 440MHz, 902MHz bands. FCC type accepted (vhf and uhf commercial bands).
- Rugged exciter and PA, designed for continuous duty.
- Power output 15-18W (25W option) on 2M or hi-band; 15W on 220MHz; 10W on uhf or 902MHz.
- Accessory add-on PA's available with power levels up to 100W.
- Six courtesy beep types, including two pleasant, sequential, multi-tone bursts.
- AUTOPATCH: either open or closed access, toll-call restrict, auto-disconnect.
- Reverse Autopatch, two types: auto-answer or ring tone on the air.
- DTMF CONTROL: over 45 functions can be controlled by touch-tone. Separate 4-digit control code for each function, plus extra 4-digit owner password.
- Owner can inhibit autopatch or repeater, enable either open- or closed-access for repeater or autopatch, and enable toll calls, reverse patch, kerchunk filter, site alarm, aux rcvr, and other options, including two auxiliary external circuits.
- The cwid message, dtmf command codes, and owner-specified default parameters for cor and cwid timers and tones are burned into the eeprom at the factory.
- Cw speed and tone, courtesy beep and tail timers, and courtesy beep type can all be changed at any time by owner-password-protected dtmf commands.
- Many built-in diagnostic & testing functions using microprocessor.
- Color coded led's indicate status of all major functions.
- Welded partitions for exciter, pa, receiver, and controller. PEM nuts hold covers.
- 3-1/2 inch aluminum rack panel, finished in eggshell white and black.
- Auxiliary receiver input for independent control or cross linking repeaters.

REP-200V Economy Repeater Kit. As above, except uses COR-4 Controller without DTMF control or autopatch. Kit only \$795.



## HIGH PERFORMANCE XMTRS & RCVRs FOR REPEATERS, AF & DIGITAL LINKS, TELEMETRY, ETC.

**FM EXCITERS:** kits \$99, w/t \$169. 2W continuous duty. TCXO & xtal oven options available. FCC type accepted for com'l uhf & hi bands.

- TA51 for 2M, 150-174, 220MHz.
- TA451 for uhf.
- TA901 for 902-928MHz, (0.5W out; w/t only).
- VHF & UHF AMPLIFIERS. For fm, ssb, atv. Output from 10W to 100W. Several models, kits starting at \$79.

**FM RECEIVERS:** kits \$139, w/t \$189.


- R144/R220 FM RECEIVERS for 2M, 150-174, or 220MHz. GaAs FET front end, 0.15uV sensitivity! Both crystal & ceramic if filters plus helical resonator front end for exceptional selectivity: >100dB at ±12kHz (best available anywhere!) Flutter-proof hysteresis squelch; afc tracks drift.
- R451 UHF FM RCVR, similar to above
- R901 902-928MHz FM RCVR. Triple-conversion, GaAs FET front end.
- R76 ECONOMY FM RCVR for 6M, 2M, 220MHz, w/o helical res. or afc. Kits \$129.
- R137 WEATHER SATELLITE RCVR for 137 MHz. Kit \$129, w/t \$189.



## ACCESSORIES

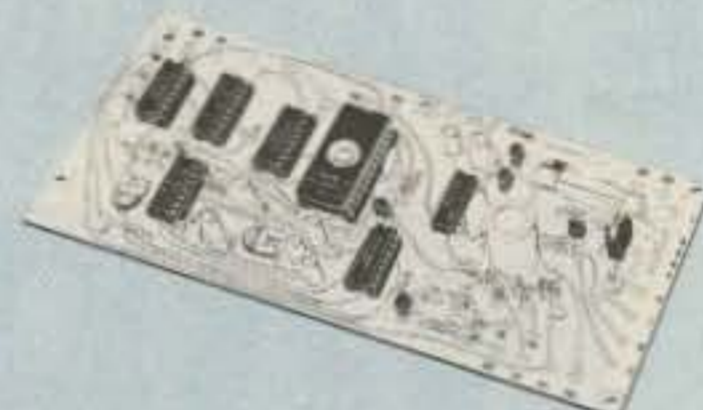


**TD-3 SUBAUDIBLE TONE DECODER/ENCODER kit.** Adjustable for any tone. Designed especially for repeaters, with remote control activate/deactivate provisions .....\$24




**COR-3 REPEATER CONTROLLER kit.** Features adjustable tail & time-out timers, solid-state relay, courtesy beep, and local speaker amplifier .....\$49

**CWID kit.** Diode programmed any time in the field, adjustable tone, speed, and timer, to go with COR-3 .....\$59




**COR-4 kit.** Complete COR and CWID all on one board for easy construction. CMOS logic for low power consumption. Many new features. EPROM programmed; specify call .....\$99



**TD-2 TOUCH-TONE DECODER/CONTROLLER kit.** Full 16 digits, with toll-call restrictor, programmable. Can turn 5 functions on/off. Great for selective calling, too! .....\$79

**AP-3 AUTOPATCH kit.** Use with above for repeater autopatch. Reverse patch & phone line remote control are std. \$79

**AP-2 SIMPLEX AUTOPATCH Timing Board kit.** Use with above for simplex operation using a transceiver .....\$39



**MO-202 FSK DATA MODULATOR kit.** Run up to 1200 baud digital signals through any fm transmitter with full handshakes. Radio link computers, telemetry gear, etc. ....\$39

**DE-202 FSK DEMODULATOR kit.** For receive end of link. ....\$39

**9600 BAUD DIGITAL RF LINKS.** Low-cost packet networking system, consisting of new MO-96 Modem and special versions of our 220 or 450 mHz FM Transmitters and Receivers. Interface directly with most TNC's. Fast, diode-switched PA's output 15 or 50W.

## GaAs FET PREAMPS

at a fraction of the cost of comparable units!

### LNG-(\*)

ONLY \$59

wired/tested



**FEATURES:**

- Very low noise: 0.7dB vhf, 0.8dB uhf
- High gain: 13-20dB, depends on freq
- Wide dynamic range - resist overload
- Stable: low-feedback dual-gate FET

\*Specify tuning range: 26-30, 46-58, 137-150, 150-172, 210-230, 400-470, or 800-960 MHz.

### LNW-(\*)

MINIATURE GaAs FET PREAMP



ONLY \$24/kit, \$39 wired/tested

- GaAs FET Preamp similar to LNG, except designed for low cost & small size. Only 5/8"W x 1-5/8"L x 3/4"H. Easily mounts in many radios.

\*Specify tuning range: 25-35, 35-55, 55-90, 90-120, 120-150, 150-200, 200-270, or 400-500 MHz.

### LNS-(\*)

IN-LINE PREAMP

ONLY \$79/kit, \$99 wired/tested



- GaAs FET Preamp with features similar to LNG series, except automatically switches out of line during transmit. Use with base or mobile transceivers up to 25W. Tower mounting brackets incl.

\*Specify tuning range: 120-175, 200-240, or 400-500 MHz.

## HELICAL RESONATOR PREAMPS

Preamps with 3 or 4 section helical resonators reduce intermod & cross-band interference in critical applications. MODEL HRG-(\*) \$49 vhf, \$94 uhf. \*Specify tuning range: 142-150, 150-162, 162-174, 213-233, 420-450, 450-470.



## RECEIVING CONVERTERS

Low noise converters to receive vhf and uhf bands on a 10M receiver. Choice of kit with case & BNC jacks, kit with pcb only, or w/t unit in a case.

Request catalog for complete listings. VHF input ranges avail: 136-138, 144-146, 145-147, 146-148; kit less case \$39, kit w/case \$59, w/t in case \$89.

UHF input ranges avail: 432-434, 435-437, 435.5-437.5; kit less case \$49, kit w/case \$69, w/t in case \$99.

## TRANSMITTING CONVERTERS

XV2 for vhf and XV4 for uhf. Models to convert 10M ssb, cw, fm, etc. to 2M, 432, 435, and for atv. 1W output. Kit only \$79. PA's up to 45W available. Request catalog for complete listings.

- For complete info, call or write for FREE 40-page catalog.

Send \$2 for overseas air mail. For casual interest, check reader service; allow 3-4 weeks.

- Order by mail, fax, or phone (9-12, 1-5 eastern time)

- Min. \$3 S&H charge for first pound plus add'l weight & ins.

- Use VISA, Mastercard, check, or UPS C.O.D. (\$3 fee).

OUR 29TH YEAR!

# hamtronics, inc.

65 MOUL RD. - HILTON NY 14468-9535

Phone: 716-392-9430 -- FAX: 716-392-9420

Hamtronics is a registered trademark. Copyright 1988, Hamtronics, Inc. All rights reserved.

### FRG-91 Individual Medalists

(Calls indicate nationality)

Event	First	Second	Third
Foxhunt	Kevin Kelly N6QAB	Mike McCarter KA7NOO	Lewis Osborn KC7MZ
CW Receiving	Harry Lewis W7JWJ	Dale Jones K5MM	J. Scott Bovitz N6MI
CW Pile-Up	Jim Fenstermaker K9JF	Don Calbick W7GB	Al Rovner WA2TMP
CW Sending	Dale Jones K5MM	Mikhail Zavarukhin UW0CN	Vlad Gorelik RW0CA

### FRG-91 Sponsors and Donors

(in alphabetical order)

AEA	CW Sending Equipment
BMG Engineering	RDF Sets
Delta Airlines	Transportation
Gates Energy Products	Batteries
Kenwood USA	Handhelds
Ron Seese N6NBR	Fox Controllers

### FRG-91 Team Medals

Event	First	Second	Third
Foxhunt	USA-Red (KA7NOO, KC7MZ, WB6JGV)	USA-Blue (N6QAB, N6MI)	Japan (JQ1LCW, JN1JPX, JR1WYB)
Operating	USA-Blue (W7RM, K9JF, W7WA, K7CW)	USA-Red (W3XY, WA7VTD, AI7B, WB7RFA)	USSR-Blue (UW0CA, captain)
CW Pile-Up	USA-Red (W7GB, WA2TMP)	USSR-Blue (UA0CZ, UW0CD)	USA-Blue (K9JF, N6MI, K0OV)
CW Sending	USA-Blue (K5MM, W7GB, W7VSE)	USSR-Red (RW0CA, UA0CDX, UW0CA)	USA-Red (WA7VTD, WA0DIM, W7JWJ)

quakes in Armenia, Soviet leaders are paying more attention to amateur radio as an emergency communications resource. At a special Sea-Pac convention forum, Mikhail Zavarukhin UW0CN and Gene Shulgin UZ3AU heard how hams in the USA are organized to assist these calamities. Gene is Technical Editor of *Radio*, a Soviet magazine for amateur radio experimenters. He is also Technical Advisor to the Soviet Amateur Radio Emergency Service (SARES). UZ3AU explained that Russian hams would like to emulate our ARES and RACES, but it would be very difficult. Equipment for HF bands is in very short supply. Mobile gear is almost non-existent. He is presently home-brewing

some portable sets especially for future disaster use.

On VHF, it's even worse. Two meters is a seldom-used band. Mike and Gene said they knew of only one repeater. It's in Moscow, many miles from recent disaster sites. Shirt-pocket handhelds, an everyday item in the USA, are never seen there.

Oregon/Washington area hams want to help, and are collecting equipment and dollars to provide more repeaters for emergency use in the USSR. But Gene cautioned that radio equipment and money should always be sent to SARES by courier. If anything of value is mailed, they warned, it will never arrive at its intended destination.

The future is bright for international radiosporting events. FARS is already planning for the next Friendship Radio Games in Japan in 1993. If you start training now, you could become an internationally famous ham radio athlete! **73**

*Joe Moell K0OV is the "Homing In" columnist for 73 Amateur Radio Today. He won't walk a mile for a Camel, but he'll drive a thousand miles for a foxhunt. For more information about FARS and radiosporting, send an SASE to Friendship Amateur Radio Society, P.O. Box 13344, Portland, Oregon 97213.*

## HIGH PERFORMANCE PRESELECTOR-PREAMP

The solution to most interference, intermod, and desense problems in repeater systems.



Typical rejection:

±600Khz @ 145 Mhz: 28db	
±1.6 Mhz @ 220 Mhz: 40db (44db GaAs)	±20 Mhz @ 800 Mhz: 65db
±5 Mhz @ 450 Mhz: 50db (60db GaAs)	±20 Mhz @ 950 Mhz: 70db

- 40 to 1000 Mhz tuned to your frequency
- 5 large helical resonators
- Very high rejection
- Low noise—high overload resistance
- 8 db gain—ultimate rejection >80 db
- GaAs fet option (above 200 Mhz)
- Cast aluminum enclosure
- N, BNC, and SO239 connector options

## AUTOMATIC IDENTIFIERS

- Up to 8 EPROM programmed messages
- Adjustable audio, speed & interval timer
- "ID over voice inhibit"
- Low power option
- Modular design
- Message selection via binary input—TTL levels
- Size: 2.7 x 2.6 x 0.7"



**NEW Model ID-2B**

The ID-2B provides required station identification without troublesome diode programming. The "ID over voice inhibit" circuitry allows for courteous operation by not allowing an ID until the next squelch closing.

**ID-2B Wired/Tested \$99.95 ID-2B-LP Low Power \$109.95**

**GLB ELECTRONICS, INC.**

151 Commerce Pkwy., Buffalo, NY 14224  
716-675-6740 9 to 4

CIRCLE 17 ON READER SERVICE CARD

### Computer Controlled Ham Shack for personal or club station

### Ultra Comshack 64 Duplex/Simplex Controller

HF & VHF Remote Base & Repeater \*Autopatch \*Rotor Control \*Voice Meters \*Paging \*Logging \*Polite ID's \*Voice Packet B.B.S.

Model CS64S REV 8...\$379.95  
Includes: C64 Interface, disk, cables, Manual Add \$5.00 S/H U.S.A. CA. address add 7.75% \*Ask for free catalog!

#### Here are just a few of the Ultra's advanced Features:

\*Load, save, change all from T. tones, Packet, or modem\* Unlimited voice vocabulary \*Voice clock executes events Daily & Weekly \*"Super Macros" user programming language! \*300-4 digit user access codes \*Disk & Printer logging of telephone numbers dialed, usage time, functions \*18 Rotating Polite ID's \*16 External relay controls \*CTCSS Tone Paging \*CW Practice with voice \*Security mode, T. tone mute\* Voice announced user call sign when logging on \*Voltage proportional courtesy beep indicates signal strength \*18 rotating Polite ID tails\* Safety timers & overrides \*"Ultra Link" provides T. tone control from remote audio monitored \*User programmed multi-tone courtesy beeps each mode\* Modem or Packet control \*9 T. Tone Macros store 28 digit command strings \*2 Talking Meter inputs \*Packet+ Modem input\* Simplex Repeater Mode Optional with DVR \* WX1 & PK8 speaks temperature and humidity with polite ID \* Autopatch & Rev \*Store 1000 (16 digit) tel. #'s \*Quick dial & quick answer \* Directed & general page \*50 tel #'s restricted patch \*Telephone control input \*Regenerated touchtones \*Autopatch auto off, detects calling party hangup/Pulse or touchtone dial \*Call waiting & last number redial \*H.F. & VHF Remotes H.F. & VHF SQ. dot \*Scan up/down, 100Hz step + variable scan rate \*Monitor mode defeats PTT \*Lock mode allows T. tones to TX through remote \*Auto mode & split select \*9 Scan memories store Mode, splits, VFO A & B \*Talking Meters: Voltmeter \* Voice & CW Beacon \*Voice Rotor control Ultra Comshack 64 Model CS64S... \$379.95

#### Ultra Com Shack 64 Options

**Mount All modules including C64,** \*Predrilled & painted incl. mounts & cable clamps ALBX...\$159.95  
**Digital Voice Recorder 32 or 64 sec.** voice Mailbox & ID tail, inc. 1 Meg Ram, control with CS8 or PK8, incl. cable for REV8 Ultra board, 5 or 12VDC DVM...\$179.95  
**12V Power for C64 & 1541** with this crystal controlled Switching supply, runs cool & efficient draws <1 amp. Plugs into C64, fused, protected, heavy duty Model DCPS...\$129.95  
**Add Duplex Control of Remotes** with Telephone amplified hybrid, null & gain pots, & audio preamps Plugs into CS64S board. TLCN...\$159.95  
**Autoboot EPROM card** plugs into C64 or PK8, disk or System version CART...\$109.95  
**8 On/Off relays** inc. 3 DPDT 2 A. relays +5 SW. outputs. Use with HM1 to rotate beam...CS8...\$99.95  
**Add 2 Voice Meters + 2 Alarm Inputs** + 8 Relay On/Off Switches. PK8 \$159.95  
**PK1 adds Control of Ultra via Packet or Tel. modem** and provides a Packet to Voice BBS. Req. 2nd C64 & PK8. Inc. 4 ft data cable to PK8. PK1 \$99.95  
**Speak Temperature & Humidity** (Req. PK8) inc. 25 ft. remote cable, or plugs into PK8. WX1...\$189.95  
**Rotor control** Analog to digital converter; use with CS8; voice bearing +/- 5 deg. for all rotors HM1...\$69.95  
**Ultra Com Shack 64 Manual** All schematics, diagrams and how to operate & set up remote base. Refund with purchase of CS64S MN.\$25.00  
**\*Mastercard\*Visa\*Amex\*Disc**

#### Video Multi-Page letter & graphics Gen.

\*ATV, Slow Scan; Hi Res \* Autoboot C64 EPROM CART \*Used by 100's of CATV sys. for Local channel insertion \*Time / date macros send touchtones, vary seq. & load \*Multi-page Modem transfer (Video/Audio) \*"VIDG" \*240 letter crawls, flash lines \*Special effects, 16 colors \*NTSC output & color bars \*PK8 & WX1 adds relay control & Temp. & Humidity

#### AUDIO BLASTER TM Works inside all H.T.'s!

AB1S <-Miniature Audio Amp/ Used by police Module installs inside all H.T.'s; 1 watt audio amp! When it needs to be loud! Universal installation diagrams AB1S... \$24.95

#### TSDQ QUAD TSDQ 4 DIGIT Touchtone Decoder QUAD Relay Expansion plug-in option

TSDQ use as Repeater On/Off, C64 reset, 8/20 VDC, audio in; Field Program 50,000 Codes; Mom. & Latching; Inc. DPDT Relay; LED digit valid & latch; 24 Pin connector. QUAD option adds: four 2 Amp. relays + 5 digit on & off code for each relay. 2"X3" 4 Digit Decoder "TSDQ" \$89.95; Expand "QUAD" \$99.95

#### Touchtone to RS232 300 Baud Interface "Decode-A-Pad"

Decodes all 16 touchtones. Works with terminal modem programs. "DAP" works with all computers. Inc. 9 pin I/O connector, TTL or RS232 buffered outputs DAP \$99.95

# Microprocessor Repeater Controller, Part II

*This month . . . the audio board.*

by John Bednar WB3ESS

Last month we looked at the microprocessor repeater controller board. This month, we will discuss the companion audio board which will complete the repeater controller. The audio board, when controlled by the microprocessor board, allows you to select between a variety of different audio sources in a very versatile configuration.

## The Audio Board

During the layout of this board it quickly became apparent that there would be too many jumpers on a single-sided board. Therefore, the board was fabricated double-sided without plated through-holes. The latter reduces cost, but makes soldering necessary where traces meet on both board surfaces. Figure 1 is a simple block diagram of the audio board. Though it has many audio inputs and outputs, only a few are used in a basic repeater installation. These extra audio ports allow for future expansion.

The audio board was designed to have a flat frequency response down to about 100 Hz. This should be ideal for those who use discriminator audio from the receivers, and bypass the mike inputs on the transmitters. Depending on the hardware you use, some external frequency tailoring circuits may be necessary. For added convenience, the board was laid out to accept multi-turn pots which can be purchased with top or side adjustments. These pots are placed along the edge of the board so that either pot may be used.

Figure 2 is the schematic for the audio board. Single supply op amps, 4066 audio gates, and CMOS ICs are used throughout. Audio gating is provided so that unscelched discriminator audio can be used from all receivers. Also provided on this board is a telephone interface, local speaker driver, and PL (private line) gating logic. The PL logic allows simple installation of PL to the repeater. The circuits on the board allow the

repeater receiver audio to be gated to the phone, repeater transmitter, or link transmitter. Similarly, the link and auxiliary audio inputs are gated and connected to the three audio outputs. For added flexibility, a simple

summing input was added at each output op amp for summing ID tone generators or any other capacitively coupled source. With all these input and output ports available, the framework for expansion is already in place.

## Audio Board Parts List

C1,11	0.047 $\mu$ F ceramic	Digi-Key P4521
C2,7,14	0.1 $\mu$ F ceramic	Mouser 140-CD12R6-104Z
C3,4,5,12	0.22 $\mu$ F ceramic	Digi-Key P4529
C6,10	10 $\mu$ F, 16V tantalum	Digi-Key P2038
C8	470 $\mu$ F, 16V electrolytic	Digi-Key P6230
C9	optional	see schematic
C13	220 $\mu$ F, 16V electrolytic	Digi-Key P6228
C15,16,17	0.47 $\mu$ F, ceramic	Digi-Key P4533
D1,2	9V, 1W zener	Mouser 570-1N4739A
D3	1N4001	Mouser 331-PG4001
K1	12V DPDT relay, 960 ohm coil	Mouser ME431-ORZ-SH-212L
Q1	2N2222	Mouser 511-2N2222
R1,3,4,14,23,24,26, 27,28,29,30,31, 32,33,36	22k	Mouser 29SJ250-22K
R2,16,17,20,21	10k	Mouser 29SJ250-10K
R5,7,10,11,15,34,35	100k, 20-turn pot	Digi-Key see note #2 below
R6,8,9,12,13,22	100k	Mouser 29SJ250-100K
R18,19	2.2k	Mouser 29SJ250-2.2K
R25	560, 1/2W	Mouser 29SJ500-560
R37	50k chassis pot	Mouser 31VC405
R38	10 ohms	Mouser 29SJ250-10
R39	560 ohms	Mouser 29SJ250-560
R40	optional	see schematic
T1	600/600 ohm transformer	Mouser ME429-7216
U1,2,3	4001BE	Mouser 511-4001
U4,5,6,7	LM358N	Mouser 511-LM358N
U8	LM386N-1	Digi-Key LM386N-1
U9,10,11	4066BE	Mouser 511-4066
U12	100k 10-pin sip resistor	Mouser 266-100K
VR1,2,3	130V MOV	Mouser 570-V130LA1
PCB	double-sided	WB3ESS RCAB9-26-90-2 (see note below)
Card-Edge connector 31/62	Solder eyelet with mounting holes	Digi-Key S1312
Alternate connector	solder tail, no mounting holes	Radio Shack 276-1453

Notes: 1. All resistors are 1/4W unless specified otherwise. 2. For side adjust pots, order part number CFG15; for top adjust pots, order CEG15. 3. If IC sockets are used, be sure to purchase sockets that have long enough leads so that the traces under the sockets can be soldered on the top surface of the board. 4. Parts are available from Digi-Key Corp., 701 Brooks Ave. S., P.O. Box 677, Thief River Falls MN 56701-0677. Tel. (800) 344-4539. Mouser Electronics, 12 Emery Ave., Randolph NJ 07869. Tel. (800) 346-6873.

Etched and drilled microprocessor and audio PC boards are available for \$19 each from John Bednar WB3ESS at 548 Cherryville Road, Northampton PA 18067. John can also supply a pre-programmed 8749H microcontroller IC for \$19 (please indicate the repeater call as you want it sent, including the prefix "de" and suffix "/rpt" along with all spaces clearly marked). A limited supply of SSI202 touch-tone decoder ICs are available for \$7. Please add \$4 shipping for all orders. Foreign orders should include additional postage.

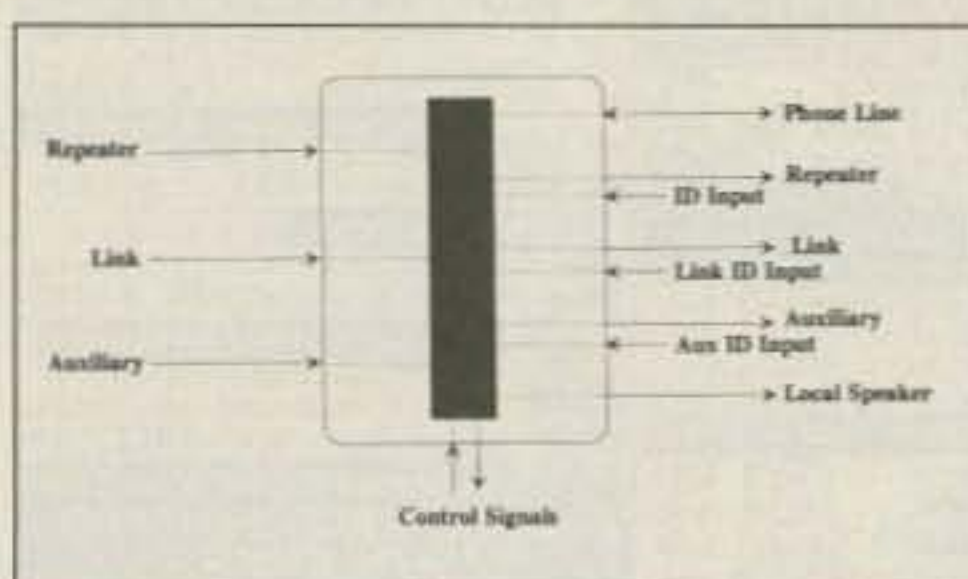


Figure 1. Audio board block diagram.

# ...The Perfect Solution

If you're living in an area with antenna restrictions, if you're tired of hassling with huge multi element yagis or if you're just looking for a compact, rugged, easy-to-use portable antenna that really *works*, the 150 watt IsoLoop 10-30 (MHz) HF Antenna is the Perfect Solution to your antenna problems.

The IsoLoop 10-30 has been redesigned to provide greater durability, lower SWR and extended frequency coverage. Because the loop is isolated from the feedline, your radiated power goes into the antenna, not into the shack. Efficiency is maximized because the new design has no mechanical joints and no assembly is required. **No ground plane or antenna tuner needed!**

The IsoLoop comes fully assembled complete with LC-2 Loop Controller (including signal strength LEDs) and 50 feet of control cable in a UPS shippable package.

This HF antenna goes where few others have gone before!

See the IsoLoop 10-30 today at your favorite AEA dealer.

For a complete specification sheet on this or any other AEA product, call the toll-free AEA Lit-Line at 1-800-432-8873.



LC-2  
Loop Controller.



**Advanced Electronic Applications, Inc.**

P.O. Box C2160/2006 196th St. S.W. Lynnwood, WA 98036-0918

Technical Support (206) 775-7373 Office (206) 774-5554

BBS (206) 234-5678 CompuServe user ID 76702,1013

All specifications subject to change without notice or obligation.

© AEA, Inc. 1991. All Rights Reserved.

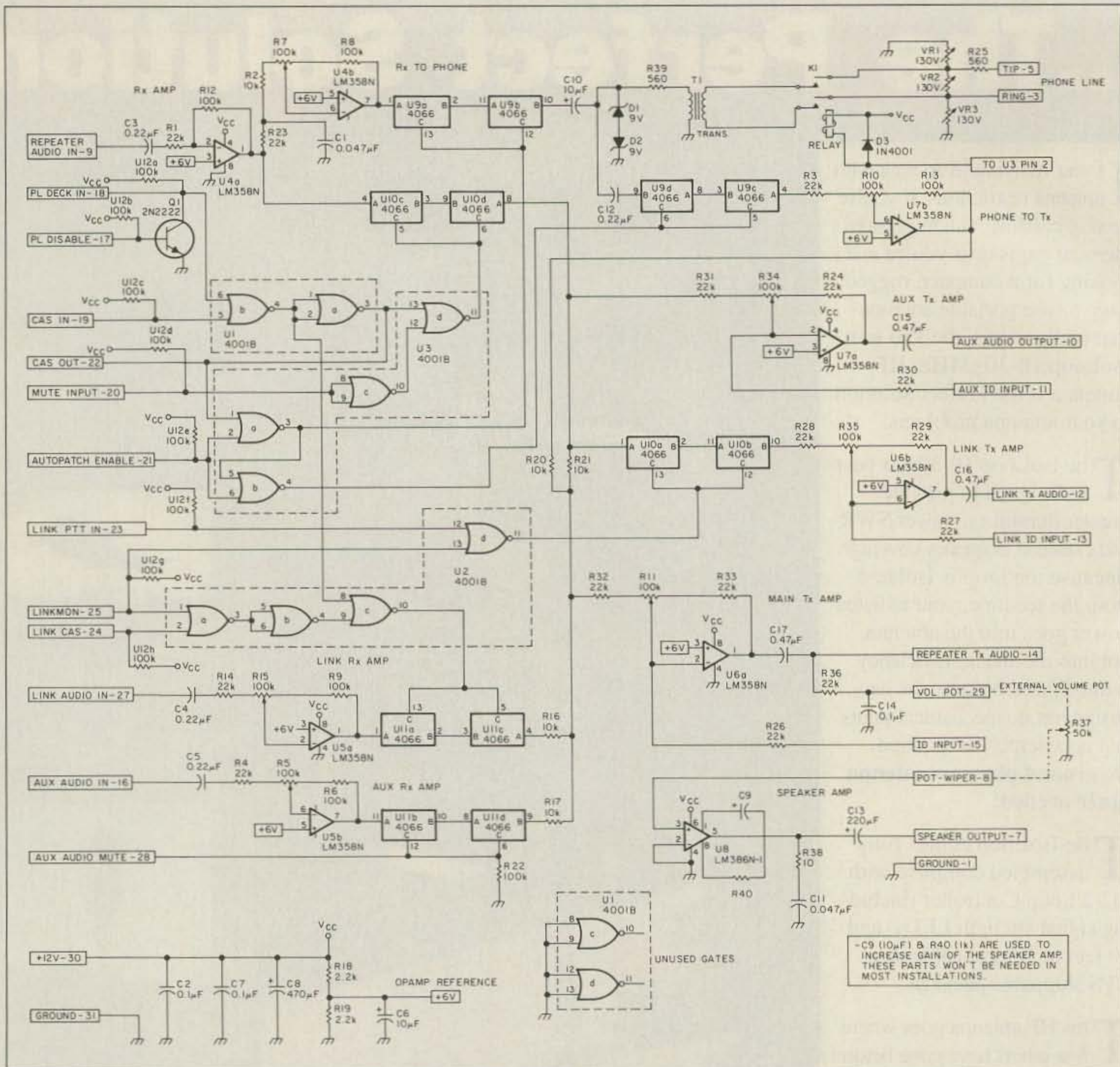


Figure 2. Schematic for the audio board.

For those repeaters without PL, pin 17 on the audio can be left disconnected and the repeater will function normally. To install PL on the repeater, connect an open collector output from a PL deck to the PL DECK IN pin of the audio board and a computer output to the PL DISABLE pin. Apply power, ground, and audio to the PL deck and the installation is complete. Remember, output #9 is ideal for this because the courtesy beep changes to let our users know that PL is required to use the repeater. When the repeater controller initially powers up, the computer board outputs are HIGH; therefore, PL will not be needed to initially operate the repeater. When the output is programmed low, the PL deck output will be gated with the receiver CAS to derive the CAS OUT signal for the computer board. When enabled, PL will be required for all repeater operation, including the entry of DTMF commands.

The speaker amplifier has an output power of approximately 0.5 watts into 8 ohms. Several owners have noticed that some LM386N ICs are unstable if the device input isn't connected to the volume control. Therefore, if you don't plan to use the speaker output, don't bother installing IC U8. The volume control (R37) is not located on the audio board because it's intended to be installed at a convenient location for speaker level adjustment.

#### How It Works

Although the audio board has many audio paths, its operation is fundamental. All op amps operate around a +6 volt DC reference applied to the noninverting pin of each amplifier. Capacitors are used at almost every input and output to interface to receivers and transmitters. An exception to this are the three ID inputs where external coupling ca-

pacitors are required. The computer board used one of these ID inputs, however the coupling capacitor is already present on that board.

The primary audio path is from the repeater receiver through to the transmitter. The main repeater receiver audio is connected to pin 9 of the board. Input amplifier (U4A) has a fixed gain of 4.5 which can be changed by varying resistor R12. The receiver audio is then passed through two series audio gates (U10C and U10D) which are controlled by three signals (the CAS IN, the MUTE signal from the computer board, and the PL DECK IN signal). Whenever the voltage is near zero on the control pin of any audio gate (pins 5 and 6 here), the audio is muted or switched off. When the audio passes through the audio gate (U10C and U10D), it then goes to three amplifiers (U6A, U6B, and U7A) and the speaker amplifier U8. Each output has an



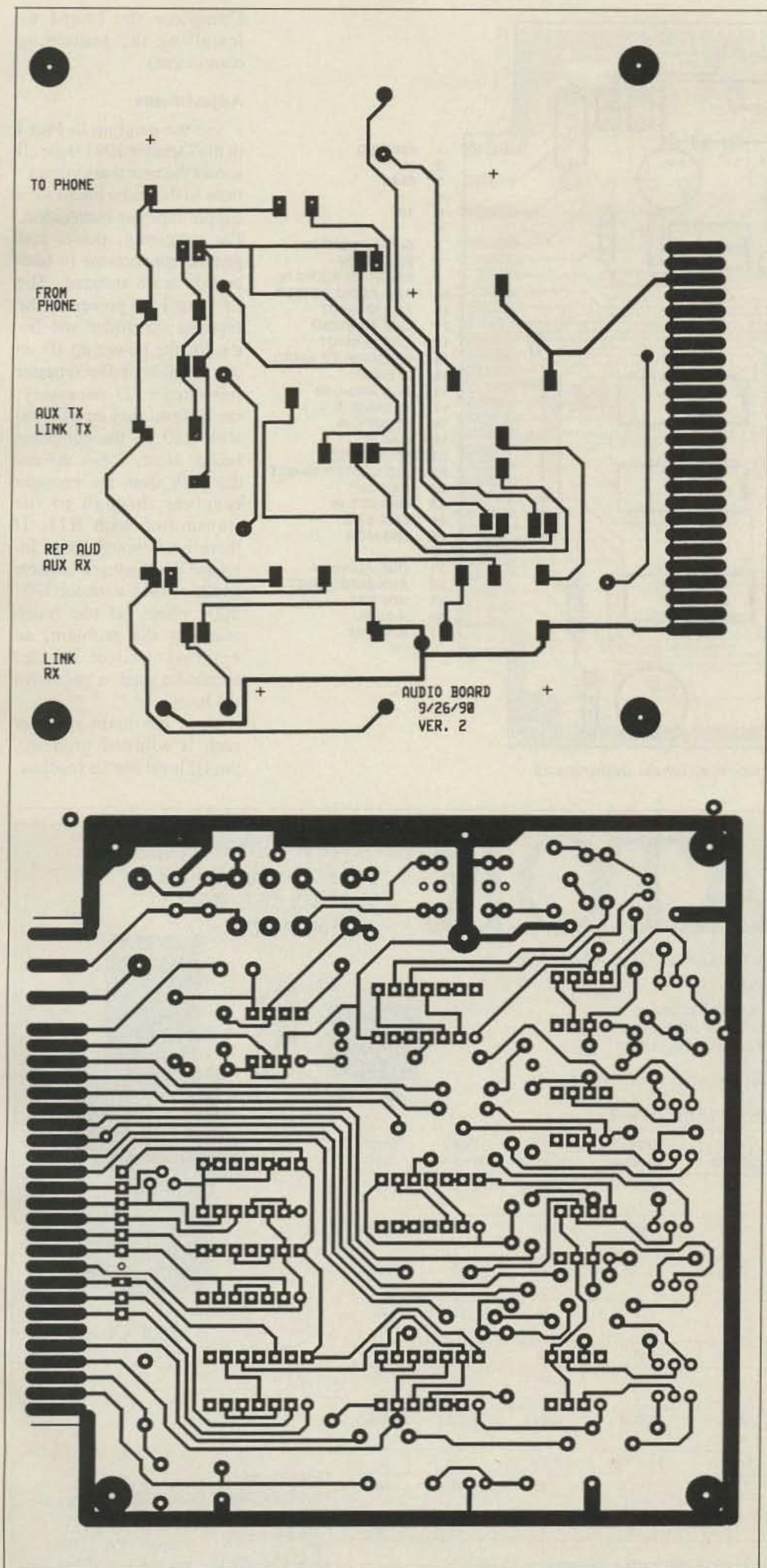


Figure 3. PC foil patterns for the audio board. (a) Top layer. (b) Bottom layer.

individual gain adjustment so each one can be adjusted separately.

The receiver audio from the input amplifier (U4A) also passes through an RC filter (R23/C1) to the adjustable phone amplifier (U4B). The gain of this stage is controlled by pot R7. If needed, the gain can be increased or decreased by changing the fixed resistor R8. The audio from op amp U4B is then passed through an audio gate to the telephone transformer. This audio gate is controlled by the receiver CAS IN signal, and the AUTOPATCH ENABLE from the computer board. When both the CAS OUT and the AUTOPATCH ENABLE signals are LOW, the audio from U4B is passed through to the telephone. Audio from the telephone is gated by U9C and U9D before passing to op amp U7B. The output of this op amp is connected to the main transmitter mixer which feeds the repeater transmitter and local speaker. The phone line is connected to the audio board with relay K1. It is controlled by the AUTOPATCH ENABLE signal. The audio board phone interface is protected by the 130 volt MOVs (VR1, VR2, and VR3), zener diodes (D1 and D2), and resistors (R39 and R25).

The remaining audio inputs LINK AUDIO IN and AUX AUDIO IN are similar to the repeater input, only differing in what controls the gate pin of the audio gates. Both of these inputs have an adjustable amplifier with individual pots. Similar to the other stages, the gain can be varied further by changing the fixed feedback resistor (R9 and R6) in each stage. The audio from these inputs is connected to the main transmit mixer.

The speaker volume pot is connected to the output of the main transmit op amp U6A. An RC filter (R36 and C14) is provided to roll off the audio for a natural sounding response. If necessary, capacitor C14 can be varied to make the speaker audio sound pleasant. The wiper of the volume pot feeds the speaker amplifier (U8) which can drive an 8 ohm speaker. Holes are provided in the circuit board for additional components (R38 and C11) to increase the gain of this speaker amplifier if necessary. I don't think these parts will be necessary in most installations.

#### Assembly

Before you begin assembly, here are some tips:

- Use a LOW TEMPERATURE soldering iron. Do not attempt to assemble this board with a high temperature soldering iron or gun.
- Like the computer board, watch out for an incorrect resistor SIP.
- You cannot install the telephone transformer and the MOVs backwards.
- All traces must be soldered on both sides of the board. The holes are not plated through.

Begin assembly by installing the components that have traces on the top side of the board. If sockets are used, make sure you leave enough room under the socket to solder the top board pads. Next, install the two jumpers. One jumper is near R1 and the other is near the common end of resistor pack U12.

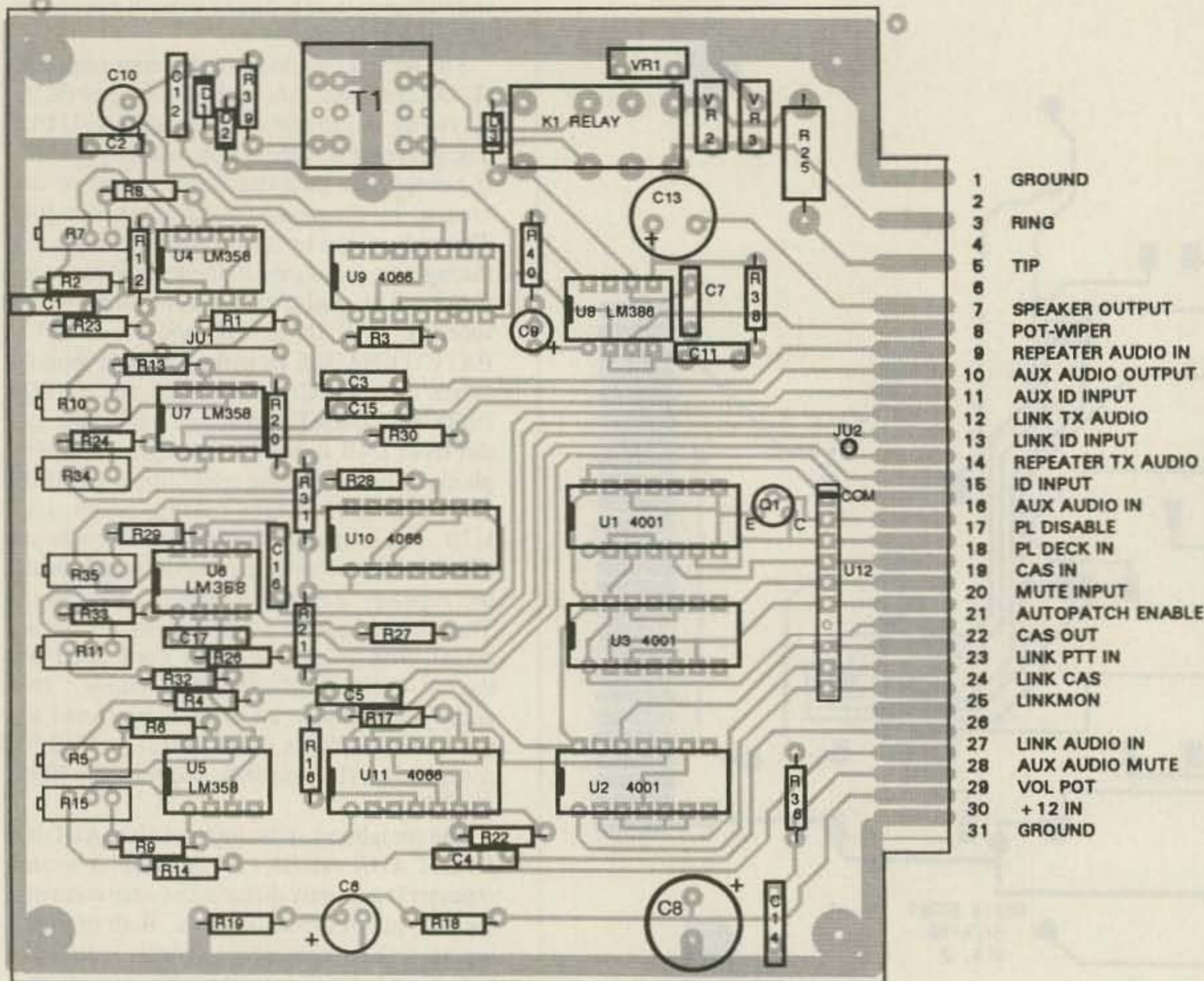


Figure 4. Parts placement for the audio board.

Complete the board by installing the remaining components.

### Adjustments

See the diagram in Part I in the October 1991 issue. It shows the necessary connections to the audio board for a simple repeater installation. For simplicity, power and ground connections to both boards were omitted. The first test is to power up the repeater controller and listen for the power up ID on the speaker or the repeater transmitter. If necessary, the ID level may be adjusted with R20 on the computer board. Next, adjust the audio path from the repeater receiver through to the transmitter with R11. If there isn't enough gain, increase the feedback resistor (R12) of U4A to about 330-500k ohms. If too much audio is the problem, an external resistor divider should be used to pad down the level.

Once the main repeater path is adjusted properly, the ID level can be readjust-

# EMOTATOR

A NEW GENERATION OF ROTATORS ARE OUT TO SET HIGH STANDARDS!

EMOTATOR! THEY SUPPLY OVER 60% OF THE JAPANESE MARKET WITH THESE INNOVATIVE FEATURES:

- LARGE MACHINED STEEL GEARS
- ADJUSTABLE CENTERING MAST CLAMP
- CAST AND MACHINED ALUMINUM CASES
- PRESET AND COMPUTER CONTROL
- SOLID STATE CONTROLLERS FOR SMOOTH START AND STOP, USING 7 CONDUCTOR WIRE
- FRICTION BRAKING
- CIRCULAR POSITION INDICATORS
- LONG TERM RELIABILITY

### ROTATOR COMPARISON CHART

Model/Specs	Emoto 105TSX	Emoto 747SRX	Emoto 1105MSX	Emoto 1200FXX	Emoto 1300MSAX	Emoto 1800FSX	Telex HamIV	Telex T2X
Rotate Torque F/#	37	50	57	143	215	287	67	83
Gd <sup>2</sup> KgM <sup>2</sup> Ant Inertia	100	400	700	1000	1800	3000	N/A	N/A
Brk/Static Torque F/#	215	502	717	1290	1792	2150	417	750
Wind Load In Tower(8)	11	22	27	27	33	36	15	20
Mast Mount	5	9	12	12	15	16	7.5	10
Rotating Speed 360°	55	35	65	40	77	80	60	60
Power 120V 60Hz	70VA	70VA	70VA	90VA	120VA	150VA	26V AC	26V AC
Mast Dia.	1.2-2.4 in	1.6-2.4 in	1.6-2.4 in	1.6-2.4 in	2.4-3.1 in	3.5-5.5 in	2 in	2 in
Vertical Max Load#	660	1100	880	1760	1760	2200	400	800
Rotor Wt/#	7.5	9	11	11	13	39.5	24	28

EMOTO ALSO HAS AN AZ-EL ROTATOR WITH COMPUTER I/O PORTS, FOR THOSE WORKING SATELLITE OR EME MOON BOUNCE.

Contact your favorite dealer or write to EDCO for additional information or EMOTATOR catalog.



1200FXX

Distributed by:  
ELECTRONIC DISTRIBUTORS CO.



325 Mill Street  
Vienna, VA 22180  
Ph 703-938-8105  
FAX 703-938-6911




## BASE STATION ANTENNA

HF SSB ANTENNA  
50Ω BROADBAND

Model SG-103 and SG-103T

*Continuous  
Frequency Coverage*

For commercial and professional base station services or tactical operations. The special SG-103T tactical version can be deployed and erected in less than 10 minutes. Both are supplied with all installation items.



50Ω PL259 RF CONNECTOR  
HIGH RADIATING PERFORMANCE  
1.8-30 MHz RANGE  
3 to 6 DB GAIN

(above 6 MHz)

**\$195.00\***

Low receiving noise  
Low VSWR typical below 2:1  
90 Feet overall length

SGC, Inc., Box 3526  
Bellevue, WA 98009 USA  
Tel: 206-746-6310  
Fax: 206-746-6384

\*UPS shipping included (SG103T quoted on request)

Visa & Master card accepted

CIRCLE 188 ON READER SERVICE CARD

## TWO METER SPECIAL

Motorola Micors: 45 watt, 8 Freq, 132-150 MHz, Drawer Unit Only, \$70 each, with all accessories. 4 or 2 F Scan Accessory Group; \$125 each.

GE Exec II: 138-155 MHz, 40 watt, Drawer Unit Only, \$70 each; with 2 F Scan Accessories, \$125 each.

GE Exec II: 42-50 MHz, 50 watt, Drawer Unit Only, \$65 each, with accessory group; \$125 each.

GE Century II: 1, 2, or 6 Freq, 25 watt, 138-155/148-174; \$90 each.

Standard HX-300 portables: 138-144 MHz; \$99 each.

CALL OR WRITE FOR CURRENT FLYER.

ALL SALES "CASH" OR "CERTIFIED FUNDS" SHIPPED BY UPS.

C.W. WOLFE COMMUNICATIONS, INC.

113 Central Avenue  
Billings, Montana 59102

★ FAX ★ FAX ★ FAX ★  
(406) 252-9617

★ TELEPHONE ★ TELEPHONE ★  
(406) 252-9220

CIRCLE 20 ON READER SERVICE CARD

## ONV SAFETY BELT CO.

P.O. Box 404 • Ramsey, NJ 07446


800-345-5634

Phone & FAX 201-327-2462

### ONV Safety Belt With Seat Harness

Great Holiday Gift

\$89.95



OSHA  
We Ship  
Worldwide  
Order Desk Open  
7 Days/Week

ONV Tool Pouch \$15.95

Add \$4.00 For Handling VISA M/C CHECK

ONV Belt W/O Seat Harness

\$74.95

CIRCLE 102 ON READER SERVICE CARD



## ACTUAL ETCHED PRINTED CIRCUIT BOARD CLOCK 17" x 17"

A unique gift for the office or home for engineers, technicians, hams or computer people.

Available colors:

Blue board/silver etch/silver frame/white silk screen hands & numbers

Green board/silver etch/silver frame/white silk screen hands & numbers.

BATTERY OPERATED

**\$49.95 + \$5.00 S&H**

To order send check or m/o to:

### WINTER DESIGN

267 Court Rd., Winthrop, MA 02152  
(617) 846-5745

PLEASE ALLOW 2-3 WEEKS FOR DELIVERY

CIRCLE 64 ON READER SERVICE CARD

*Say you saw it in 73!*

## AC & DC ELECTROMAGNETIC FIELD RADIATION MEASUREMENT



Portable Fluxmeter for broad range field measurements

**SENSITIVITY** — From gamma range (1 gamma = 0.00001 gauss) to 199.9kGauss  
— Earth's field typically 0.5 gauss. Sensitivity determined by pick-up coil.

**FREQUENCY** — DC to 100kHz

**FEATURES** — Fully portable — battery or line powered • Analog output • Low cost  
• One year warranty

### TYPICAL APPLICATIONS

- ELF field measurement of power lines, transformers, motors, lamp ballasts, etc.
- CRT / VDT field measurement
- Clean room environment analysis
- Determine magnetic shielding effectiveness

**WALKER  
SCIENTIFIC INC.**

Rockdale Street  
Worcester, MA 01606 U.S.A.  
Telephone: (508) 852-3674 / 853-3232  
Toll Free: 1-800-962-4638  
Telex: 9102508517 / FAX (508) 856-9931  
Code Name: "WALKER SCI"

CIRCLE 292 ON READER SERVICE CARD

PERFORMANCE  
AND VALUE  
WITHOUT COMPROMISE

## KRP-5000 REPEATER

2 METERS-220-440

Word is spreading fast—  
"Nothing matches the KRP-5000  
for total performance and value. Not GE, not even Motorola."

RF performance really counts in tough repeater environments, so the KRP-5000 receiver gives you 7 helical resonators, 12-poles of IF filtering, and a precise Schmitt trigger squelch with automatic threshold switching. The transmitter gives you clean TMOS FET power.

Enjoy high performance operation with remote programmability, sequential tone paging, autopatch, reverse autopatch, 200-number autodial, remote squelch setting, status inputs, control outputs, and field-programmable Morse messages.

Call or write for the full performance story... and the super value price!



KRP-5000 Repeater shown  
with PA-100 Amplifier

Micro Control Specialties  
23 Elm Park, Groveland, MA 01834  
(508) 372-3442  
FAX: (508) 373-7304

The first choice in  
Transmitters - Receivers  
Repeaters  
Repeater Controllers  
Power Amplifiers  
Voice Mail Systems

CIRCLE 144 ON READER SERVICE CARD

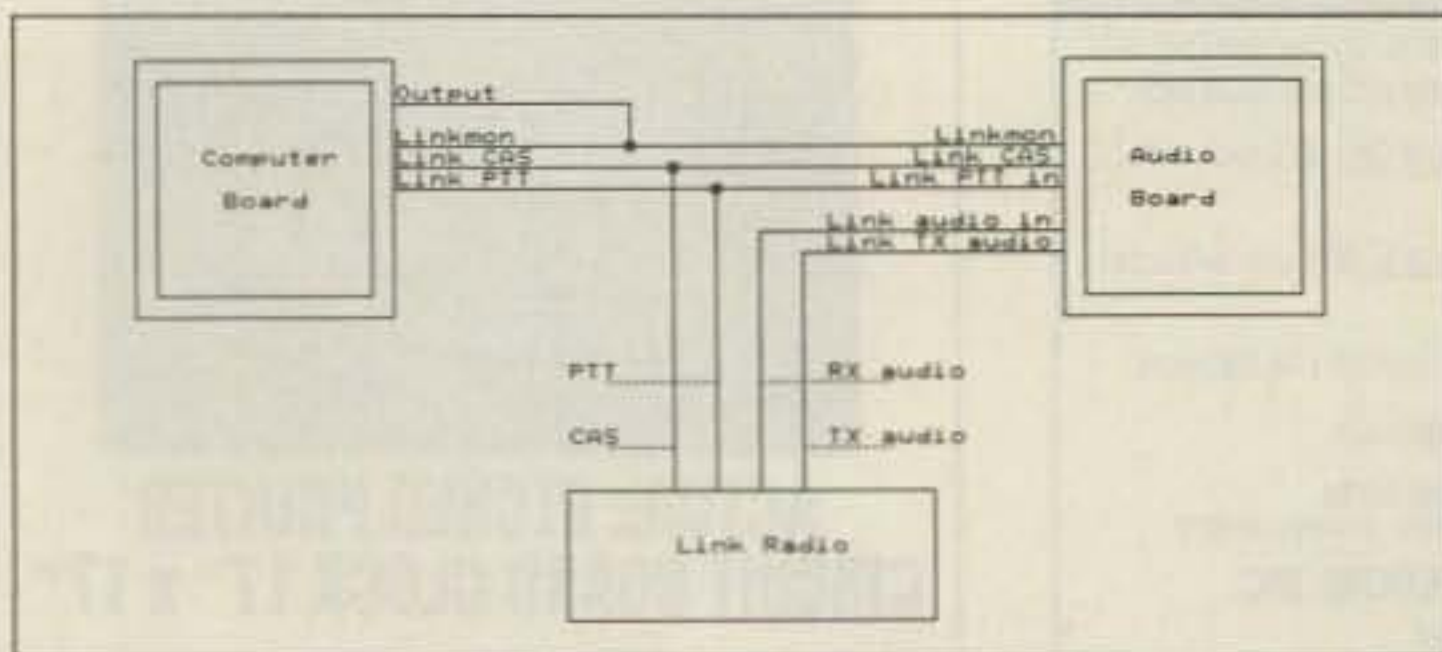


Figure 5. Block diagram of modifications to add a basic link to the repeater controller.

ed to the correct level. Follow this by adjusting the DTMF decoder level on the computer board. To set this level, simply transmit a DTMF digit and turn R17, on the computer board, 20% past the point where LED DS1 lights. If you notice that some digits light the LED and others don't, try increasing the level a little. If the increase in level doesn't help, the frequency response from the receiver isn't proper. On the computer board, try removing one end of C8 and/or C18 to see if an improvement in decoding can be made. If the operation gets worse, the values of C8 and/or C18 may have to be increased. If additional gain is needed for the DTMF amplifier, the value of R18 can be lowered to increase the gain. For reference, the SSI202 touchtone decoder will function with 15-20 mV rms of audio. This was measured from U3, pin 9, to ground while transmitting digit #1.

At this point, the repeater should function and DTMF commands may be entered. The

final adjustments on the audio board involve setting the autopatch levels. Turn on the autopatch and adjust R10 for proper level from the phone line to the repeater transmitter. Next adjust R7 for proper levels to the phone line. If either adjustment is out of range, increase or decrease the appropriate feedback resistor (R8 or

R13), to vary the the gain of the op amp. This should complete the adjustments necessary for a repeater with autopatch.

If the link or auxiliary ports are used on the audio board, the adjustments are identical to

what has previously been done. Remember, the feedback resistor in each stage can be changed if needed. Before adjusting link audio, the LINKMON input will have to be pulled LOW for the audio gating to work properly. Also, the auxiliary audio input has a control signal which is connected to pin 28. This pin will have to be pulled HIGH (12 volts) for audio to pass through the audio gate directly after the op amp.

### Adding Links

There are two methods of adding a link to this repeater controller. The first method is simple and requires little extra hardware, while the second method offers many advanced features, like being able to activate the link from the link frequency! This repeater controller was optimized for a single

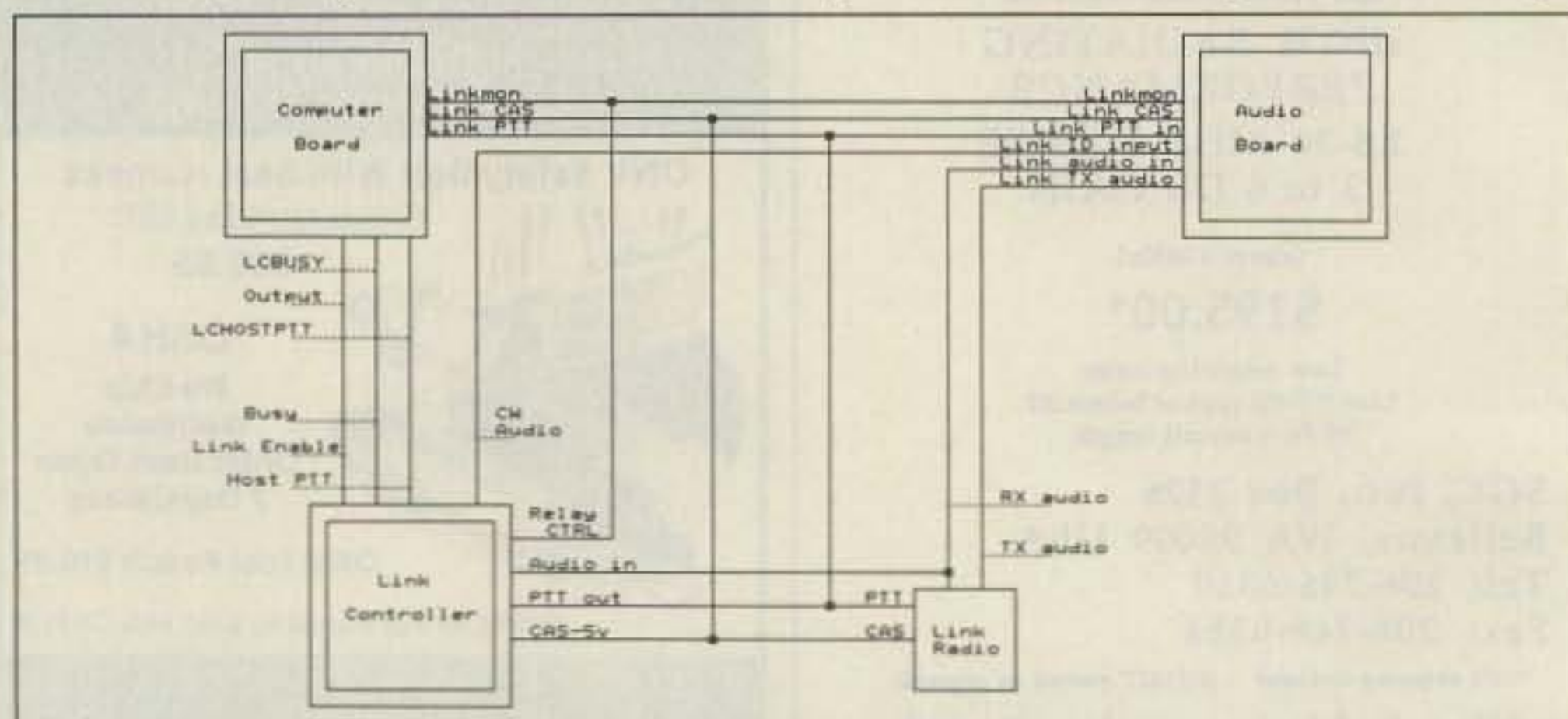


Figure 6. Modification for an improved link installation.

## AMATEUR TELEVISION

### GET THE ATV BUG



Transceiver  
Only \$329  
with 50 Watt  
D26 Amp \$539

Value + Quality  
from over 25 years  
in ATV...W6ORG

With our all in one box TC70-1d, ATV Transceiver, you can easily transmit and receive live action color and sound video just like broadcast TV. Use any home TV camera or VCR by plugging the composite video and audio into the front VHS 10 pin or rear phono jacks. Add 70cm antenna, coax, 13.8 Vdc and TV set and you are on the air - it's that easy!

TC70-1d has 1.5 Watt p.e.p. with one xtal on 439.25, 434.0 or 426.25 MHz & properly matches Mirage D15, D26, D100 amps for 15, 50, or 70 Watts. Hot GaAsfet downconverter varicap tunes whole 420-450 MHz band to your TV ch3. Shielded cabinet 7x7x2.5". Req. 13.8 VDC @ .5A Transmitters sold only to licensed amateurs, for legal purposes, verified in the latest Callbook or send copy of new license. Call or write now for our complete ATV catalog including downconverters, transmitters, linear amps, and antennas for the 400, 900 & 1200 MHz bands.

(818) 447-4565 m-f 8am-5:30pm pst.

Visa, MC, COD

**P.C. ELECTRONICS**

Tom (W6ORG)

2522-WG Paxson Ln Arcadia CA 91007

Maryann (WB6YSS)



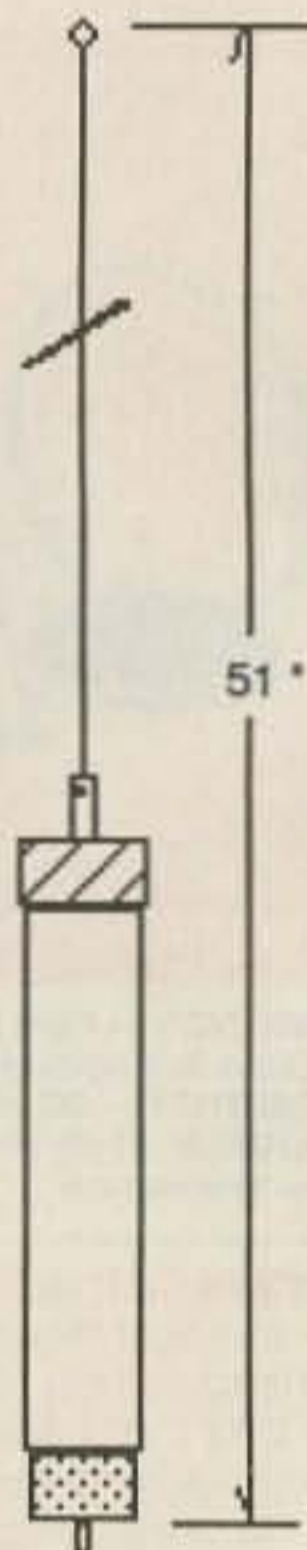
The All  
**NEW**

### Line of NO-GROUND-ANTENNAE

ANT-Ventures presents a new concept in VHF mobile antennae. The unique design allows these antennae to function efficiently WITHOUT A GROUND PLANE. Perfect for use on those vehicles with plastic or fiberglass bodies. Great for portable or apartment use, these antennae can be mounted to wood or metal and also directly to the back of your radio.

Pre-tuned at the factory, these antennae provide operation across their designed band, with a VSWR better than 1.5:1 and a power rating of 200 watts. MARS/CAP operation is possible without retuning.

Model NG-144-1 mounts directly onto a SO239 connector and model NG-144-2 mounts into standard 3/8 mounts which are optionally available from us.



**ANT-Ventures**  
P.O. Box 776  
McHenry, IL 60050  
(815) 344-1702

Only **\$39.95**

+ \$4 S&H  
(Illinois residents add 6.5% sales tax)

link or remote base. Adding multiple links is possible, but the external hardware must be built to switch the control and audio signals.

To add a simple remote base to the basic repeater, see Figure 5. There are only a few extra connections that have to be made to add this type of remote. A small amount of interfacing may have to be done to connect the PTT and CAS lines to the repeater controller. Although this is very attractive, the link can only be turned on and off from the repeater, plus there will be no ID on the link frequency. Also, before using the autopatch, the link will have to be turned off manually.

With some extra hardware, the link installation can be upgraded to address all of the above concerns plus add more features. This method incorporates the Link Controller, a previous project which appeared in the December '89 issue of *QST* ("A Repeater Linking Controller"). To make interfacing to the Link Controller easy, this repeater controller has several dedicated outputs. A diagram of this type of link can be found in Figure 6. Similar to the previous figure, it only shows the connections that have to be added to the basic repeater diagram. With only a few extra connections and a Link Controller board, the simple link can be upgraded to add features not found on the kilo-buck repeater controllers.

#### Ideas and Expansion Circuits

This section is a combination of ideas and suggestions for expanding the repeater con-

troller. Some of these ideas have come from owners using the controller. I invite others to expand on these topics and submit their circuits to *73 Magazine* for others to use.

- A simple timer circuit may be built to add an autopatch timer to the repeater controller. Input #2 provides a way to remotely terminate the autopatch.
- Similarly, a long distance lockout circuit can be constructed to terminate the patch if a long distance number is dialed. An output pin from the computer board can be used to defeat this feature when long distance dialing is allowed.
- The superuser input pin on the computer board can be connected to a variety of sources. One interesting idea is to connect it to the output of a PL decoder. The owner would turn on PL while transmitting to enter superuser commands. Really sneaky, huh?
- If an output pin is connected to the superuser pin, an input pin can be connected directly to the superuser pin for a status read-back of the DTMF priority. That way, owners can prompt the repeater controller to see what mode the controller is in.
- If the repeater doesn't have a link, the link courtesy beep can be used by connecting an unused output to the LINKMON input. By programming the output low, the link courtesy beep will be turned on. At the same time, the link PTT pin from the computer board will become active. This output can be used to key a PL encoder. With this connection, PL will be encoded on the repeater when a user is transmitting. Great

for those handhelds that decode PL.

- The MUTE output from the computer board can be used to key a DTMF cover tone oscillator. The output of this oscillator can be fed into the ID INPUT on the audio board.
- The MUTE output signal with some logic can also be used to unkey the link transmitter while touchtones are being entered.

While writing this manuscript, I quickly became aware that this wasn't going to be a short article. In addition to what has already been presented here, I have generated two additional documents. One describes the controller commands in more detail, while the other provides a detailed functional pin-out description of each board. [See author's address below.]

I would like to acknowledge two people who assisted in this repeater controller project. Gary N3ECW coordinated the manufacture of both circuit boards, assembled all PC board models, and evaluated the performance of the completed audio board. In addition, Mike N3DZM provided considerable input during the design phase of the audio board. He also built the hand-wired audio board prototype, debugged it, and made the first repeater installation of this controller. Since a project like this takes so much time to complete, without Gary and Mike's help, it would certainly have taken much longer. **73**

You may write John K. Bednar WB3ESS at 548 Cherryville Road, Northampton PA 18067. Please enclose an SASE for a reply.



## CREATIVE DESIGN CO.

CREATE is serious about long term reliability. The CREATE RC5 series rotators were designed with the serious DX'er in mind. Three models for medium, large and ultra large antenna arrays are available.

#### Features of the RC5 series:


- \* Cast and machined aluminum case
- \* Worm drive brake gearing
- \* Mast clamp guides
- \* Reverse delay control (RDC)
- \* Preset (on 3 models)
- \* Circular dial indicator
- \* Circle overlay available for U.S.A. (west - central - east)
- \* Long term reliability

Create CK46 Mast Bearing with strong anti-corrosion features also available.

Distributed By:



ELECTRONIC DISTRIBUTORS CO.  
325 Mill Street \* Vienna \* VA 22180  
Ph 703-938-8105  
FAX 703-938-6911



RC5-3

#### ROTATOR COMPARISON CHART

Model/Specs	Create RC5	Create RC5A	Create RC5B	Telex HamIV	Telex T2X
Rotate Torque Ft/#	43	116	160	67	83
Brk/Static Torque Ft/#	506	1085	1450	417	750
Wind Load In Tower (8)	10	25	25	15	20
On Mast (8)	4	5	7	7.5	10
Speed 360°	60-150 sec	60-150 sec	60-150 sec	60	60
Rev. Delay	None	2 sec	3 sec	None	None
Preset	Opt 3	Opt 3	Yes	No	No
Power 120V 60Hz	80VA	140VA	200VA	26V AC	26V AC
Mast Dia.	2-2.5 in	2-2.5 in	2-2.5 in	2 in	2 in
Control wire	7 cond	7 cond	7 cond	8 cond	8 cond
Vertical Max Load#	880	1540	1540	400	800
Rotor wt/#	13	17	20	24	28



CK46 Mast Bearing

Contact your favorite Dealer or EDCO for additional information.

# A Simple 10-Meter Sideband Amplifier

Give your QRP rig a boost.

by Bruce Auld NZ5G

This sideband amplifier project is intended as a sequel to "A 10M Sideband Transmitter" (*73 Amateur Radio Today*, October 1991, page 14). It will give the rig a fighting chance among the crowds that we experience, even on 10 meters.

This amplifier generates between 5 and 10 watts PEP on 10 meters, depending on the input power, using a single 2SC1969 transistor, which is an inexpensive plastic device. In my version of the amplifier, 10 watts was available with an input of about 1.25 watts. When input power drops to 0.75 watts, the output drops to about 5 watts. The transmitter this is designed for should deliver between 0.75 and 1.0 watts PEP, depending on construction methods and the parts used.

Figure 1 is the schematic diagram of the amplifier. It is intentionally broadbanded, with two cascaded 4:1 transformers at the input to step the impedance down, and one 4:1 transformer at the output (see Figure 6 for winding details of T1, T2 and T3). The only components which are frequency-dependent are the LC combinations which make up the low-pass filter at the output. If you would like to construct this amplifier for other bands, only the low-pass filter components L1, L2, C1, C2 and C3 need to be changed (see Table 1).

The necessary forward bias for Q1 (0.7 volts) is set by D1, a garden-variety rectifier diode. I chose to use the LM 317 adjustable voltage regulator to drop the 12 volt supply down to around 5 volts before feeding it to the diode. Some circuits call for a single power resistor of 100 ohms or so in place of U1, but it must be rated at 10 watts or more because it dissipates a tremendous amount of heat. The circuit I used stays quite cool.

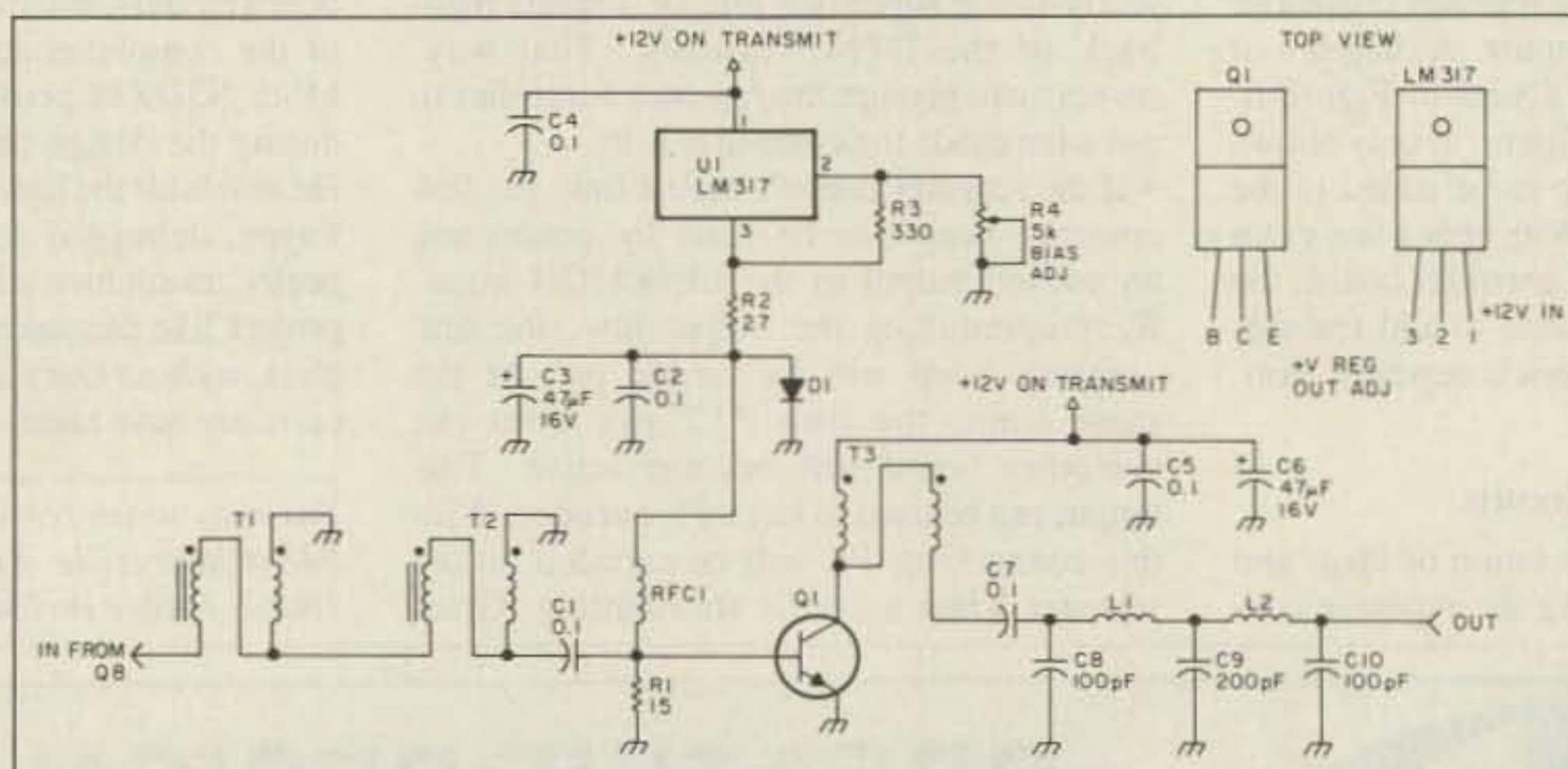


Figure 1. Schematic diagram of the amplifier.

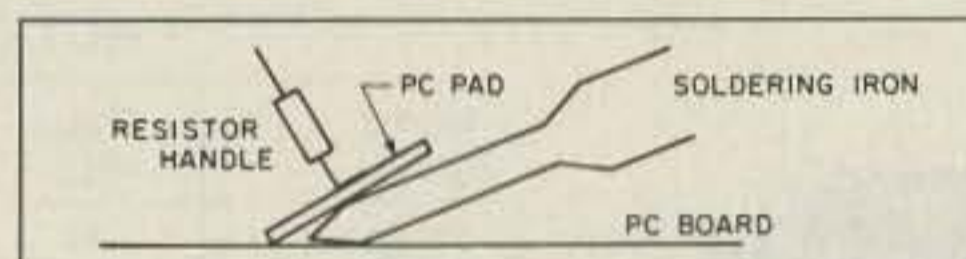


Figure 2. If you don't use an etched PC board you can make your own mounting pads and solder them to blank PC board material as shown.

The scrutinizing constructor will notice that a 4:1 balun transformer is used on the collector of Q1. At some power output this impedance transformation ratio will perfectly match the 50 ohm input of the low-pass filter and the antenna. The collector impedance of this type of circuit is found by the following formula:  $Z = V_{cc}^2 / 2 \cdot PO$ , where  $Z$  is the impedance,  $V_{cc}$  is the supply voltage, and  $PO$  is the power output. Applying the formula to the power outputs possible, you will see that at 5 watts, collector impedance is 14 ohms; and at 10 watts it is 7 ohms. Consequently, if the amplifier is to run at a power higher in the range specified, a 9:1 transformer may better match the collector to the low-pass filter. As a practical matter, I have tried 4:1, 9:1 and 16:1 transformers at this point with equal result. Solely for the sake of simplicity, I chose the former. Your application may justify another transformer.


## Construction

Construction is performed over a ground plane of printed circuit board material, cutting out a small rectangular hole to accommodate the body of Q1. In my version of the amplifier, Q1 is mounted against the back wall of the transmitter, which acts as a heat sink. Because the tab of the transistor is common to the collector, insulate it from

the chassis with a mica wafer. Do not forget silicon grease at this union to enhance heat transfer. I used the "ugly" construction method, mounting components on top of the board between half-inch square islands of double-sided PC board material affixed to the board. These pads can be fashioned easily with a hacksaw or hobbyist's drill with a cutting wheel, then soldered on the board, first by tinning the underside of the pad and its site on the board. Next, lay the soldering iron on the site to heat it and hold the underside of the pad on the topside of the soldering iron. When both surfaces are hot (two seconds will do), quickly remove the soldering iron and lay the pad on its site. The joint cools almost instantaneously and forms a permanent bond. I found that temporarily soldering a half-watt resistor to the top of the pad makes a nice "handle" for easy manipulation of the pad and precise placement on its intended site on the board (see Figure 2).

While I preferred not to use the conventional ferric chloride etching technique, those desiring an etched board may prepare the board by masking the entire board with tape or rubber cement and carving out narrow borders around the pads, exposing them to the etching solution. Figure 3 shows the foil pattern of the board and Figure 4 is the parts placement guide. A layout similar to this was

## SRC-10 REPEATER/LINK CONTROLLER



- DTMF muting
- Intelligent ID'er
- Auxiliary outputs
- Easy to interface
- Alarm monitor input
- Telemetry response tones
- Low power CMOS, 22ma @ 12v
- Detailed application manual
- Programmable COS polarities
- Repeater & link courtesy tones
- Synthesized link/remote base capability

**\$149.00** Assembled & Tested

**CREATIVE CONTROL PRODUCTS**

3185 Bunting Avenue  
Grand Junction, CO 81504  
(303) 434-9405



CIRCLE 146 ON READER SERVICE CARD

## PC Super Keyer Why Pay \$150?!

PC Super Keyer Makes Your IBM Compatible a Full-Featured Memory Keyer AND Code Tutor for Only \$24.95! Practice Receiving AND Sending CW! Sends Random Groups and US Callsigns for Receive Practice. Connect Your Paddles and Use the On-Screen Display to Practice Sending!

Keyer Features Include Unlimited Length Messages, Paddle or Keyboard Input, Msg in Msg, Beacon, Auto Serial Number, Text File Send, Local/UTC Clocks, More!


Software + Manual Only \$24.95  
With Interface Kit \$39.95  
With Assembled Interface \$49.95  
Add \$3 Shipping/Handling  
DEMO \$2 Postpaid

**CW Enthusiasts  
Suite R  
1346 Erickson  
Columbus, OH 43227-2061**

CIRCLE 260 ON READER SERVICE CARD

## Presenting THE K1FO 15 ELEMENT 144 MHz YAGI

Model FO15-144



ELECTRICAL SPECIFICATIONS:	
Measured gain	13.7 dBd
E-Plane beamwidth	31 deg
H-Plane beamwidth	33 deg
Sidelobe attenuation	
1st E-Plane	-17.5 dB
1st H-Plane	-15 dB
SWR	1.13:1 typical
F/B ratio	21 dB
Maximum Power	2000 Watts
Impedance	50 ohm

MECHANICAL SPECIFICATIONS:	
Length	24ft. 6in.
Boom	1.5"OD 6061 T-6 Aluminum
Elements	1/4" Aluminum rod
Wind survival	90+MPH
Mast	up to 2" diameter
Element Insulators	Black Delrin
All Stainless Steel Element Hardware	
Coax connector	N-type
Weight	10.5 lb

### ALSO AVAILABLE

RA4-50, RA7-50, RA8-2UWB, FO12-144, FO15-144, FO16-220, FO22-432, FO23-ATV, FO25-432, FO33-432, FO11-440  
POWER DIVIDERS ..... STACKING FRAMES

We supply those hard to find parts for the home builder  
3/16" Delrin insulators \$16.50/100, Stainless keepers \$13.50/100  
Add \$7 UPS S/B for each antenna  
\$12 west of the Mississippi  
PA residents add 6% state sales tax.

## RUTLAND ARRAYS

1703 Warren St. \* New Cumberland, PA 17070  
(717) 774-5298 7-10 pm EST  
DEALER INQUIRIES ARE INVITED

CALL OR WRITE FOR OUR NEW CATALOG!

CIRCLE 71 ON READER SERVICE CARD

## For High Performance in Repeater Technology, Go with the Leader—

# SPECTRUM



### S-7R Basic Repeater

- "Stand Alone" or use with your controller



**Inquire  
About Our New  
Low Cost  
S-7R Repeaters**

- 10-40 Watt Units
- 2M, 220, 440 MHz
- Super Sensitive/Selective Receivers
- Unusually Good Repeat Audio
- Proven Performance throughout the World!

For that new Machine—Spectrum makes 2 lines of Repeaters—the Deluxe SCR1400 and the new basic low cost S-7R line.

The S-7R Repeaters maintain the quality of design, components and construction which have made Spectrum gear famous throughout the world for years.

However, all of the "bells & whistles" have been eliminated—at a large cost savings to you! The S-7R is a real "work-horse" basic machine designed for those who want excellent, super-reliable performance—but no frills! For use as a complete "stand-alone" unit, or with a controller.

Of course, if you do want a Full Featured/Super Deluxe Repeater with Full panel metering and controls, and a complete list of 'built-in' options, then you want our SCR1400—the new successor to the "Industry Standard" SCR1000/4000.

Available with Autopatch/Reverse Patch/Landline Control; TouchTone Control of various repeater functions; 'PL'; "Emergency Pwr./ID; High/Low TX Power; Tone & Timer Units; Sharp RX Filters; Power Amps, etc.



**10-150 Watts**

**SCR1400  
REPEATER W/150 WT. 2M Amp  
& 30A POWER SUPPLY.  
(All items available separately)**



Shown in optional cabinet.

Call or write today for details and prices!  
Get your order in A.S.A.P.  
Sold Factory Direct or through Export Sales  
Reps. only.

- Complete Line of VHF/UHF Rcvr. & Xmtr. Link Boards & Assemblies also available. Plus ID, COR, DTMF Control Bds., Antennas, Duplexers, Cabinets, etc. Inquire.
- New—6m Receivers



## SPECTRUM COMMUNICATIONS CORP.

1055 W. Germantown Pk, S10 • Norristown, PA 19403 • (215) 631-1710 • FAX: (215) 631-5017

CIRCLE 51 ON READER SERVICE CARD

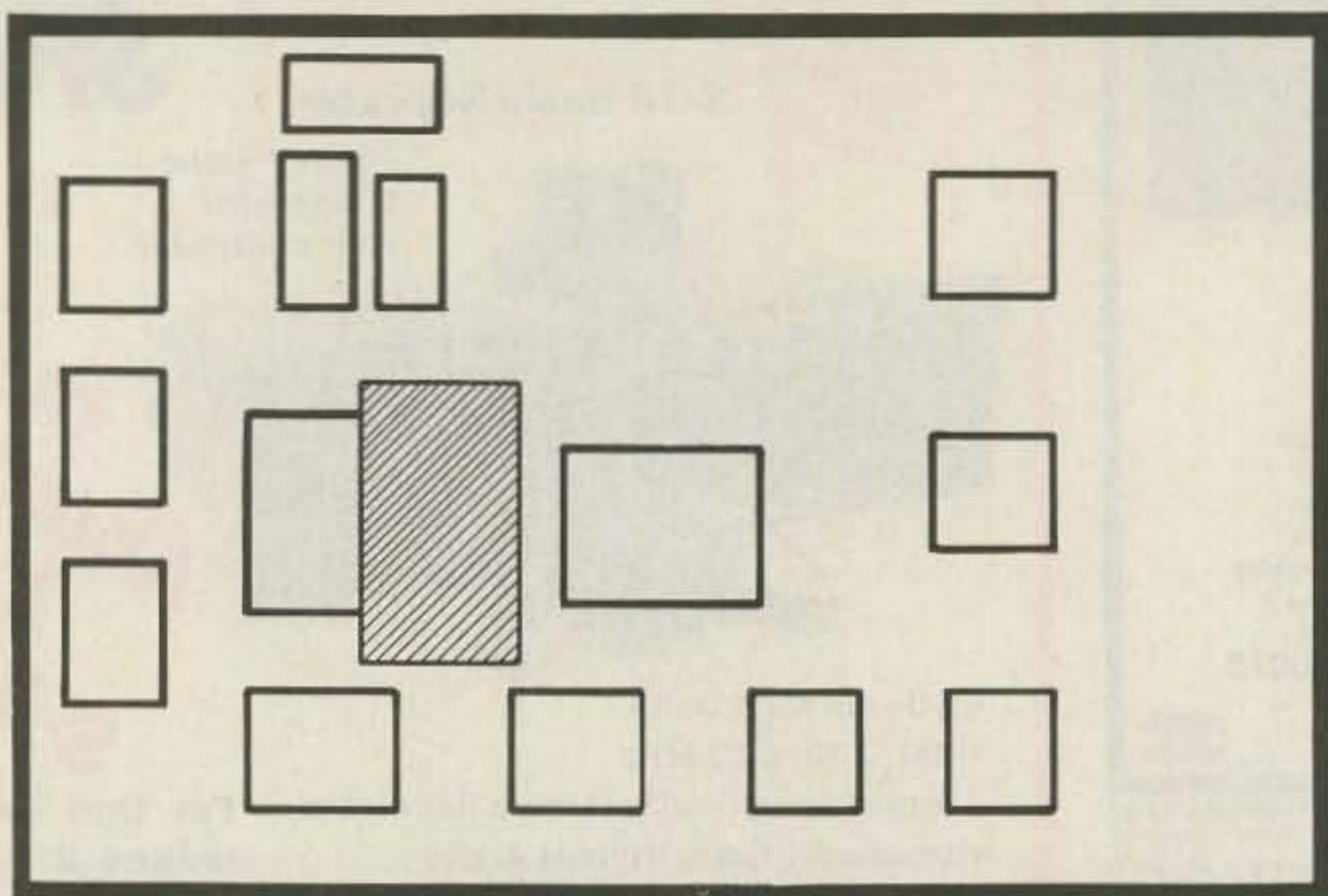


Figure 3. PC board foil pattern. Note: Dark lines are etched areas.

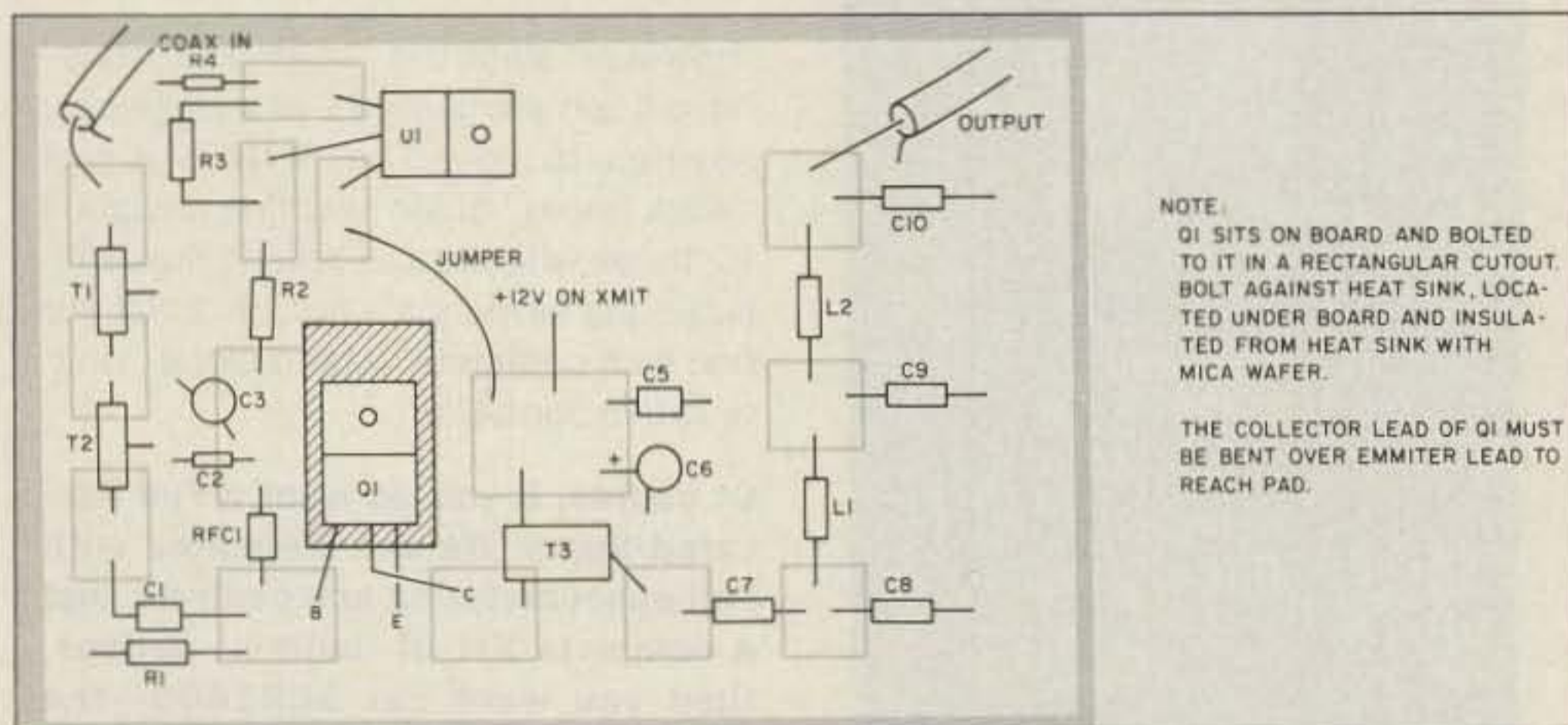


Figure 4. Amplifier parts placement. Cut out the shaded area of the PC board under Q1.

described in detail by Bill Heishman in his article "MOuSeFEet" (73 *Amateur Radio Today*, November 1990, page 36), with a full-size etching pattern. It is easily adapted to this purpose.

The supply voltage may be applied to the collector of Q1 continuously because the transistor is turned "off" until bias (from U1) and RF drive are applied. Consequently, the bias voltage is applied only during transmit periods. This keyed voltage may be obtained from relay K1 on the transmitter amplifier board. There is a PC solder pad and hole for this purpose.

In order to place the amplifier "in service," you must decide whether to leave it in-line permanently, or whether you want the option to switch it in and out to achieve high and low power output for your transmitter. If you prefer it in-line continuously, simply

route the transmitter output (after the low-pass filter, but ahead of the antenna relay) to the amplifier, and the output of the amplifier to the relay. It is as simple as adding another stage of amplification to the transmitter. If you prefer selectable power levels, install the amplifier the same way, but include a double-pole, double-throw toggle switch between the transmitter low-pass filter and the amplifier input, as described below (see Figure 5).

### Tune Up and Operation

Tune up and operation are simple. First, with transmit voltage applied to U1, but no RF drive, adjust the voltage appearing at pin 3 of U1 to approximately 5 volts. Next, confirm that D1 is properly limiting the voltage at the base of Q1 to 0.7 volts. Apply drive from the transmitter and check the output with a wattmeter. As with the transmitter,

squeeze together or spread apart the turns of coils L1 and L2 in the low-pass filter of the amplifier for highest output.

I noticed that the system as a whole was less tolerant of impedance mismatches between stages and imprecise adjustments in the various stages in general. Oscillations appeared in the transmitted signal that were not present at the 1 watt level that originated in the transmitter. This glitch disappeared by making more precise adjustments in the transmitter. I recommend reducing audio drive with R27 and reducing the input to the mixer by rotating Q5's trimpot, R15. Also, readjust all the

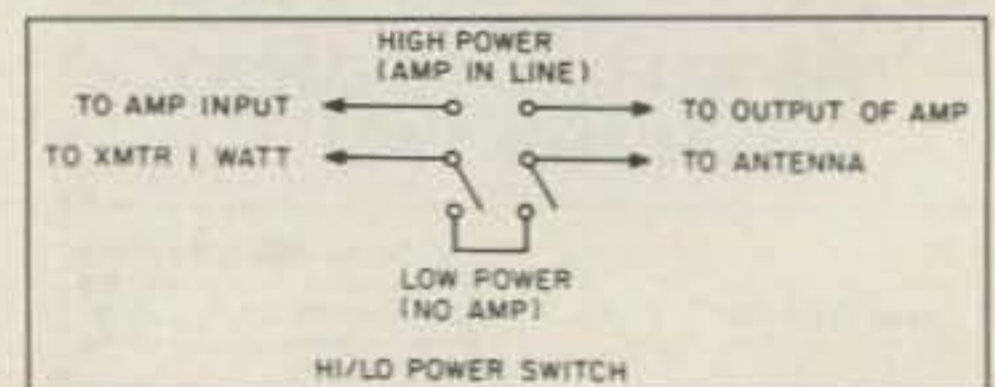


Figure 5. A double-pole double-throw switch can be used to switch the amplifier in and out of the circuit.

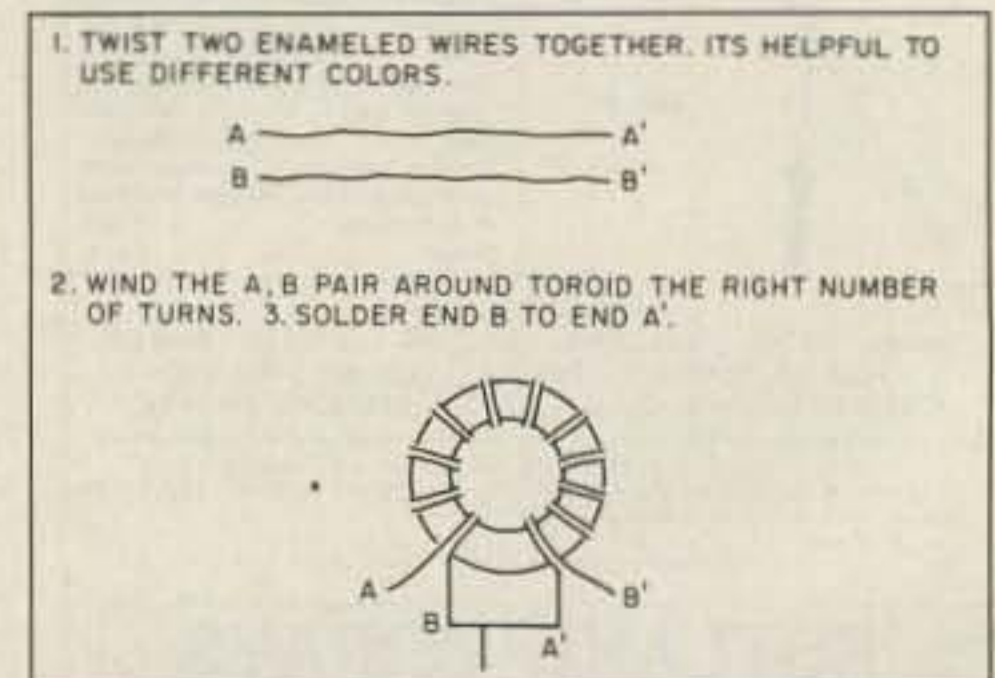


Figure 6. Bifilar winding details for T1, T2 and T3.



TALK WITH THE KNOWLEDGEABLE PEOPLE AT

# QUEMENT ELECTRONICS

FEATURING AN EXTENSIVE LINE OF YAESU PRODUCTS



ALL MODE HF  
BASE STATION  
**\$3699<sup>00</sup>**

#FT1000D

## YAESU U.S.A.

- FT33R/TTP 220MHZ HT \$328.00
- FT411E 2M HT \$346.00
- FT811 440 MHZ HT \$349.00
- FT470 2M/440 HT \$404.00
- FT911 1200 MHZ HT \$429.00
- FT4700RH 2M/440 MOBILE \$689.00
- FT757GXII ALL MODE HF PORTABLE \$929.00

IF YOU'RE IN THE BAY AREA, STOP BY!



1000 S. BASCOM AVENUE  
SAN JOSE, CA 95128

Call us at (408) 998-5900

Since 1933

CIRCLE 132 ON READER SERVICE CARD

# SGC SG-230 SMARTUNER

HF ANTENNA COUPLER—SSB, AM, CW & DATA  
FAST—INTELLIGENT—ACCURATE  
OPERATES WITH ANY HF TRANSCEIVER

The Smartuner high technology coupler intelligently tunes any length antenna (8 to 80 ft) in the HF band. This unit will operate with any HF transceiver within its' specifications. The Smartuner switches 64 input and 32 output capacitance combinations plus 256 inductance combinations in a "pi" network resulting in over a half-million different ways to ensure a perfect match for the transceiver. And, it remembers the frequency and the tuning values and will re-select these values in less than 10 ms next time you transmit on that frequency.

**SPECIAL  
HAM PRICE:  
\$555.00**



Gordon West, WB6NOA, "the Smartuner is the best coupler I've ever tested or used!"

- MICROPROCESSOR CONTROLLED
- NON-VOLATILE MEMORY
- WATERPROOF
- B.I.T.E. INDICATOR
- FOR MARINE, AVIATION, HAM AND PARA-MILITARY APPLICATIONS
- 1.8 TO 30 MHZ RANGE
- 10 TO 150 WATTS INPUT POWER
- 10 MS RETUNING TIME
- 8 TO 80 FT. ANTENNA (ALL TYPES)

The SG-230 Smartuner is available from: Amateur Electronic Supply, Milwaukee, WI 1-800-558-0411  
EB's Amateur Radio, FL 305-525-0103 Gordon West Radio, CA 714-549-5000 Surplus Sales, NE 402-346-4750  
Joe's Electronics, CA 215-390-8003 Henry Radio, CA 213-820-1234 Ham Radio Outlet, Danville, CA 415-831-1771

SGC Inc., SGC Building, 13737 S.E. 26th St., Bellevue, WA 98005, USA  
P.O. Box 3526, 98009 Telex: 328834 Fax: 206-746-6384 Tel: 206-746-6310

CIRCLE 188 ON READER SERVICE CARD

ANTENNA SPEC • B & W • BENCHER • BUTTERNUT • CUSHCRAFT • DIAMOND • HUSTLER • HYGAIN • ICOM • KANTRONICS • KENWOOD • LARSEN • MFJ • MIRAGE/KLM • RF CONCEPTS • TEN-TEC • YAESU

# Michigan Radio

SALES SERVICE

23040 Schoenherr, Warren, MI 48089  
OPEN MON-FRI 10-6, SAT 10-4, SUN CLOSED

TERMS:  
Prices Do Not Include Shipping.  
Price and Availability Subject to  
Change Without Notice  
Most Orders Shipped The Same Day  
COD's Welcome (\$4.00 + shipping)

AMERITRON • ALPHA-DELTA • AEA • ASTRON • BUTTERNUT • CUSHCRAFT • KENWOOD • LARSEN • MFJ • AEA • TEN-TEC • YAESU • ICOM

## KENWOOD

HT'S MODEL	DESCRIPTION	LIST	OURS
TH-205A	2M 2.5W AFFORDABLE	314.95	CALL
TH-225A	2M 5W SCANNING DEL	399.95	CALL
TH-26AT	2M 2.5W MINI 15MEM	369.95	CALL
TH-27A	2M 2.5W MICRO 40ME	419.95	CALL
TH-47A	70CM 2.5W MICRO	429.95	CALL
TH-415	70CM 2W SCANNING DEL	419.95	CALL
TH-77A	2M/70CM DEL DUAL B	599.95	CALL

MOBILE VHF/UHF MODEL	DESCRIPTION	LIST	OURS
TM-241A	2M 45W PROG MIC	469.95	CALL
TM-2530A	2M 25W DELUXE	499.95	CALL
TM-2550A	2M 45W DELUXE	519.95	CALL
TM-331A	220MHZ 25W PROG MIC	469.95	CALL
TM-441A	440MHZ 25W PROG MIC	479.95	CALL
TM-631A	2M/220MHZ DUAL BAND	749.95	CALL
TM-731A	2M/440MHZ DUAL BAND	749.95	CALL
TM-941	2M/440M/1.2 TRI-BAN	1199.95	CALL
TM-751A	2M 25W ALL-MODE	699.95	CALL
TM-851A	70CM 25W ALL-MODE	771.95	CALL
TS-711A	2M 25W ALL-MODE BASE	1059.95	CALL
TS-790A	2M/70CM SATELLITE	1999.95	CALL

HF EQUIPMENT MODEL	DESCRIPTION	LIST	OURS
TS-1405	HF COMP GEN COV	949.95	CALL
TS-6905	HF/6M COMP GEN COV	1549.95	CALL
TS-4505	HF DELUXE COMP	1349.95	CALL
TS-440/AT	HF/DEL COMP TUNR	1549.95	CALL
TS-8505	HF 12V DEL DDS	1699.95	CALL
TS-850/AT	HF 12V DEL TUNR	1899.95	CALL
TS-9505	HF BASIC VERSION	3299.95	CALL
TS-9505D	HF THE DX MACHINE!	4399.95	CALL

## ICOM

HT'S MODEL	DESCRIPTION	LIST	OURS!
IC-02AT	2M 5W 10MEM DTMF	409.00	CALL
IC-2GAT	2M 7W 15MEM DTMF	429.00	CALL
IC-2SAT	2M 2.5W DEL MICRO	439.00	CALL
IC-24AT	2M/70CM DEL MICRO	499.95	CALL
IC-32AT	2M/70CM 6W 20MEM	629.00	CALL
IC-3SAT	220M 2.5W MICRO	449.00	CALL
IC-4SAT	70CM 2.5W MICRO	449.00	CALL
IC-4GAT	70CM 7W 15MEM DTMF	449.00	CALL
IC-W2A	2M/70CM DUAL MICRO	629.00	CALL

MOBILE VHF/UHF MODEL	DESCRIPTION	LIST	OURS!
IC-229A	2M FM 25W 20MEM	449.00	CALL
IC-229H	2M FM 45W 20MEM	479.00	CALL
IC-3225A	2M/70CM 25W 40MEM	859.00	CALL
IC-3225H	2M/70CM 45W 40MEM	899.00	CALL
IC-2410	2M/70CM 45W DEL	TBA	CALL

HF EQUIPMENT MODEL	DESCRIPTION	LIST	OURS!
IC-725	HF COMPACT GEN COV	949.00	CALL
IC-726	HF/6M COMP GEN COV	1299.00	CALL
IC-735	HF DELUXE COMPACT	1149.00	CALL
IC-751A	HF 12V BASE TXCR	1699.00	CALL
IC-765	HF DELUXE TNR,PS	3149.00	CALL
IC-781	HF DX'ERS DELIGHT	6149.00	CALL

## YAESU

HT'S MODEL	DESCRIPTION	LIST	OURS
FT-411E	2M 2.5W 50MEM CTCSS	405.00	CALL
FT-811	70CM 2.5W 50MEM	405.00	CALL
FT-470	2M/70CM 2.5W 50MEM	491.00	CALL
FT-2E	2M 5W WITH/DTMS PAGING	349.00	CALL
FT-7E	440MHz 5W WITH/DTMS PAGING	359.00	CALL

MOBILE VHF/UHF MODEL	DESCRIPTION	LIST	OURS
FT-290RII	2M 25W ALL-MODE	610.00	CALL
FT-4700RH	2M/70CM REMOTE HEAD	799.00	CALL
FT-736R	2M/70CM 220/1.2 SAT	1922.00	CALL
FT-5200	2M/70CM DUAL BAND	749.00	CALL
FT-6200	70CM/1.2 DUAL BAND	899.00	CALL
FT-2400H	2M 50W LCD CTCSS	419.00	CALL

HF EQUIPMENT MODEL	DESCRIPTION	LIST	OURS
FT-747GX	HF LGTWTG MOBILE	889.00	CALL
FT757GXII	HF COMP GEN COV	1089.00	CALL
FT-767GX	HF 2/220/70C TUNR	2299.00	CALL
FT-990	HF 12V DEL TUNR +	2399.00	CALL
FT-1000B	HF BASIC VERSION	3399.00	CALL
FT-1000D	HF QSL CATCHER!!	4399.00	CALL

WANTED: QUALITY USED GEAR, CASH OR TRADE

WE STOCK A FULL LINE OF ACCESSORIES FOR THE YAESU LINES. CALL FOR OUR DISCOUNTED PRICES! 1-800-TRU-HAMS

WE STOCK A FULL LINE OF ACCESSORIES FOR THE ICOM LINES. CALL FOR OUR DISCOUNTED PRICES! 1-800-TRU-HAMS

WE STOCK A FULL LINE OF ACCESSORIES FOR THE YAESU LINES. CALL FOR OUR DISCOUNTED PRICES! 1-800-TRU-HAMS

CIRCLE 162 ON READER SERVICE CARD

73 Amateur Radio Today • November, 1991 55

Table 1. Output filter values for other bands.

Band (meters)	C1,C3	C2	L1,L2
12	117 pF	220 pF	8 turns, T-50-6 toroid
15	138 pF	270 pF	9 turns, T-50-6 toroid
20	138 pF	420 pF	12 turns, T-50-6 toroid
30	289 pF	579 pF	12 turns, T-50-2 toroid
40	400 pF	800 pF	14 turns, T-50-2 toroid
80	700 pF	1415 pF	19 turns, T-50-2 toroid

Note: use #26 wire for C1 and C2. Use capacitors that are closest to these suggested values. As the operating frequency decreases, the gain will increase as well as the possibility for instability. You may have to use RC feedback to negate this effect. Values for the above table were obtained from the QRP Notebook by Doug DeMaw.

trimmers in the completed transmitter to achieve a good balance in the system as a whole. Listen to your voice in the station receiver and you will be rewarded with a cleaner signal.


On-the-air tests were gratifying. While true QRP operation is a lot of fun, a little punch in your signal will enhance its readability and produce longer and more enjoyable contacts. I found that contacts with armchair copy were easy to make. Of course, it's always the best policy to use less power when it will suffice, but no one will suggest you are using overpower on the ham bands at 10 watts! Happy home-brew DXing! 

Table 2. Parts List

Part	Description
U1	LM317 variable voltage regulator
Q1	2SC1969 power transistor
RFC1	10 turns on an FT-37-43 toroid
T1,T2,T3	10 turns #26 wire, bifilar wound on an FT-50-43 toroid (an FT-37-43 can be used for T1 & T2)
D1	1N4001 rectifier diode or equiv.
L1,L2	8 turns #26 wire on a T-50-6 toroid
C1,C2,C4,C5,C7	0.1µF/50V ceramic capacitor
C3,C6	47µF/16V electrolytic capacitor
C8,C10	100 pF ceramic capacitor
C9	200 pF ceramic capacitor
R1	15 ohm resistor
R2	27 ohm resistor
R3	330 ohm resistor
R4	5k PC mount potentiometer

An etched PC board is available for \$6 + \$1.50 shipping per order from FAR Circuits, 18N640 Field Court, Dundee IL 60118.

Toroids and other components can be obtained from Tanner Electronics, 1301 West Beltline Rd., Suite 105, Carrollton TX 75006. Tel. (214) 242-8702. Radiokit, P.O. Box 973, Pelham NH 03076. Tel. (603) 635-2235. Circuit Specialists, P.O. Box 3047, Scottsdale AZ 85271-3047. Tel. (800) 528-1417 and RF Parts, 1320 Grand Avenue, San Marcos CA 92069. Tel. (619) 744-0700.



**the HAM STATION**  
P.O. Box 6522  
220 N. Fulton Ave.  
Evansville, IN 47719-0522

**Store Hours**  
MON-FRI: 8 AM-5 PM  
SAT: 9 AM - 3 PM  
CENTRAL TIME

SEND A SELF ADDRESSED STAMPED  
(50¢) ENVELOPE (SASE) FOR NEW AND  
USED EQUIPMENT SHEETS.

WARRANTY SERVICE CENTER FOR:  
ICOM, YAESU, TEN-TEC

FOR SERVICE INFORMATION CALL  
(812) 422-0252  
FAX 812-422-4253  
MONDAY - FRIDAY

**TERMS:**

Prices Do Not Include Shipping.  
Price and Availability Subject to  
Change Without Notice  
Most Orders Shipped The Same Day  
COD's Welcome (\$4.00 + shipping)



ORDERS &  
PRICE CHECKS

<b>AEA</b>	
PK-232MBX Multi-Mode Controller	\$314.95
P.C. Pakratt II-IBM	69.95
COM Pakratt-C-64	74.95
PK-88 RS-232 Packet Controller	124.95
P.C. Pakratt 88	44.95
AEA-FAX Facsimile Demodulator	99.95
Isopole 144-2 Meter	69.95
<b>ALINCO</b>	
DR-590T 45W 2M/35W UHF	\$579.95
DR-570T 45W 2M/35W UHF	549.95
DR-110T 45W 2 Meter	299.95
DR-112T 45W 2 Meter	329.95
DJ-F1 2M 2W	279.95
DJ-560T 2M/440	369.95
DJ-160T 2M	254.95
<b>AMERITRON</b>	
AL-811 three 811A Tubes	\$579.95
RCS-8V 160-2M 5 Pos.	139.95
RCS-4V 4 Position Wireless	129.95
<b>ASTRON</b>	
RS-12A 9-12 Amp.	\$74.95
RS-20A 16-20 Amp.	94.95
RS-35A 25-35 Amp.	144.95
RS-20M 16-20 Amp. w/Meters	114.95
RS-35M 25-35 Amp. w/Meters	159.95
RS-50M 37-50 Amp. w/Meters	229.95
<b>BUTTERNUT</b>	
HF6VX 6 Band Vertical	\$154.95
A17-12 17 & 12 Meter Kit	36.50
TBR-160S 160M	54.95
STR II Stub-Tuned Radial Kit	41.95
RMK-II Roof Mntg. Kit (w/STR)	54.95
<b>CSI</b>	
8200 Full Dup., Repeater Controller/ Interconnect	\$494.95
P.P. V Multi-Mode Interconnect	479.95
700 Simplex Interconnect	299.95
<b>COMET</b>	
CA-2x4MAX 2M/440 4.5/11.9 18'4"	\$169.95
CA-2x4FX 2M/440 4.5/2.2 5'11"	94.95
<b>CUSHCRAFT</b>	
A4S 10, 15, 20M 4el 9db 18' Boom	\$364.95
A3 10, 15, 20M 3el 8db 14' Bm	319.95

A3WS 17 & 12M 8db	244.95
R7 10, 12, 15, 17, 20, 30, 40M 1/2 Wv.	374.95
R5 10, 12, 15, 17, 20M 1/2 Wave	259.95
<b>DIAMOND</b>	
X-200 6/8 db 8.3' 2M/440	\$134.95
X-500NA 8.3/11.7db 17.2' 2M/440	179.95
<b>HYGAIN</b>	
TH7DXS 7el 8.7db 24' Bm	CALL
Explorer 14 3el 8db 14' Bm	CALL
DX88 8 Band Trap Vertical	CALL
T2X 20 Sq. Ft. Rotator	CALL
Ham IV 15 Sq. Ft. Rotator	CALL
CD45-II 8.5 Sq. Ft. Rotator	CALL
Call For Special Tower, Rotator, Antenna Package	

<b>ICOM</b>	
IC-781 HF Base Station XCVR	CALL
IC-765 Gen. Cov. Xcvr/PS/Tuner	CALL
IC-751A Gen. Cov. Xcvr	CALL
IC-735 Gen. Cov. Xcvr	CALL
IC-726 1-30MHz/50-54MHz	CALL
IC-725 Gen. Cov. Xcvr	CALL
IC-R71A 1-30MHz Rcvr	CALL
R1 100kHz-1300MHz Handheld Rcvr	CALL
R72 30kHz-30MHz Rcvr	CALL
R-7000 25MHz-2GHz Rcvr	CALL
R-9000 1-2000 MHz Rcvr	CALL
IC-2410 VHF/UHF 45W/35W	CALL
IC-3220H VHF/UHF 45W/35W	CALL
IC-229H 50W FM	CALL
IC-901 Fiber Optic	CALL
IC-W2A 2M/440 Handheld Xcvr	CALL
IC-24AT 2M/440 Handheld Xcvr	CALL
IC-2SAT 2.5W 2M Handheld Xcvr	CALL
IC-2GAT 7W 2M Handheld Xcvr	CALL

<b>KANTRONICS</b>	
KAM All Mode	\$289.95
Host Master II (PC)	59.95
<b>MFJ</b>	
989C 3KW PEP Antenna Tuner	\$299.95
986 3KW PEP Antenna Tuner	254.95
949D 300W Mtr/DL/Switch/Bln	134.95
948 as above wo/Dummy Load	119.95
941E 300W Mtr/Switch/Bln	99.95

2U/ HF SWR Analyzer	89.95
486 Super Grand Master w/8K	169.95
422B Keyer/Paddle Combination	124.95
815B 1.8-30 MHz RMS/PEP	59.95
1214 Color Fax, RTTY, CW, ASCII	149.95
1278T Turbo Multi-Mode Cntr	309.95
1278 Multi-Mode Controller	244.95
1274 Packet Controller	143.95
1276B TAPR TNC-2 Clone	124.95
284 Spkr/Mic-Icom/Yaesu	24.95
<b>RF Concepts</b>	
2-23 2/30W 2M Amp w/Pre-amp	\$119.95
2-317 30/170W 2M Amp	244.95
3-312 30/120W 220 MHz Amp	244.95
4-110 10/100W 440MHz Amp	324.95
2/70G 3/30-5/20W 2M/440 Amp	234.95
<b>STANDARD</b>	
C228A 2M/440 MHz HT w/CTCSS	\$549.95
C528A 2M/440MHz HT	529.95
C168A 2M Sub-Mini Deluxe HT	349.95
C560DA 2M/440 MHz Mobile	869.95
<b>TEN-TEC</b>	
585 Paragon Gen. Cov. XCVR	\$1889.95
562 Omni V HF Transceiver	1889.95
536 Delta II 1-30 MHz Xcvr	1459.95
535 Argonaut II QRP Xcvr	1249.95
<b>YAESU</b>	
FT-1000D 200W Deluxe HF Xcvr	CALL
FT-1000 200W HF Xcvr	CALL
FT-990 100W HF Xcvr	CALL
FT-767 Gen. Cov. Xcvr/PS/Tuner	CALL
FT-757GX-II Gen. Cov. Xcvr	CALL
FT-747GX HF Xcvr	CALL
FT-736R Xcvr 144-148, 430-450	CALL
FT-290R/II 2M All Mode 25W	CALL
FT-5200 2M/440 50/35W	CALL
FT-2400H 2M 50W	CALL
FT-4700RH/C8 2M/440 50W/40W	CALL
FT-212RH/C8 2M 45W FM	CALL
FT-712RH/C8 440MHz 35W FM	CALL
FT-26/25 2M 2W	CALL
FT-26/76 2M 5W	CALL
FT-76/25 440MHz 2W	CALL
FT-470 2M/70CM 2W	CALL
FT-411E 2M 2.5W	CALL
FT-811 440MHz 2W	CALL

**800-729-4373**  
NATIONWIDE & CANADA

LOCAL  
INFORMATION **812-422-0231**

CIRCLE 131 ON READER SERVICE CARD

Sell your product in 73 Magazine Call Dan Harper  
& Louise O'Sullivan today 800-225-5083

## Low Power Operation

Michael Bryce WB8VGE  
2225 Mayflower NW  
Massillon OH 44646

### The 4066 IC

Several months ago, I mentioned using a 4066 IC for audio muting in the HW-9. This IC was put to good use by Paul Levesque KB1MJ. It occurred to me that many people who design their own gear might not know about this very versatile chip.

So, just what is a 4066, anyway? Well, it's a quad analog switch. Basically, it's just four CMOS switches that can be turned on or off by putting a voltage on a control line. With zero volts on this line, the switch is open. Apply more than half the supply voltage on the control line, and the switch turns on. The "on" resistance is anywhere from 80 to 270 ohms.

The 4066 can pass DC for switching, RIT circuits, and, of course, relays. The 4066 can also pass audio with low distortion, and handles RF up to 40 MHz. You can switch it on and off up to 10 MHz. The low current demands make this a QRP portable rig-builder's dream come true—only 0.5 microamps. The peak switching voltage must not be higher than the supply voltage, however. There are current limits flowing through the switches.

Since there are four switches in one 4066, any leftover switches can be used to control other circuits instead of transistor switches. Relay drivers and LEDs come to mind. If you don't need them for this, you can wire up the leftover switches in parallel for more current capacity. You might want to do this if you use a T/R relay with a coil resistance under 300 ohms.

The 4066 IC might be the chip you're looking for if you're into QSK transceivers. A pair of small reed relays could do all the RF switching, with the 4066 doing the DC and audio switching.

Because the 4066 is a CMOS device, it is easily damaged by static unless buffered. Most of the CMOS chips made today are buffered, but beware of the surplus ICs, and, of course, ICs from old computer boards. Keep static away from the chip, and you'll have no trouble. Also, with any CMOS chip, all unused inputs should be tied to either ground or Vcc. Don't let them float!

The 4066 can be purchased for about 60¢. Radio Shack stocks the 4066 at a slightly higher price. See Figure 1 for various uses of the 4066.

### Argosy Break-In Delay Mods

In the past, I've had modifications for the Heath QRP rigs. Now I've got several this month for the Ten-Tec Argosy.

Anyone who has used the Argosy

toggle switch of the ON-OFF-ON type is required. Wire this switch as shown in Figure 2. A large solder lug around the switch's shaft will make a convenient place to ground the required

requires only one additional part—a resistor.

Wire a 15k resistor across the RIT control. This will reduce the offset to about +2.9 kHz to -3.1 kHz. This is a

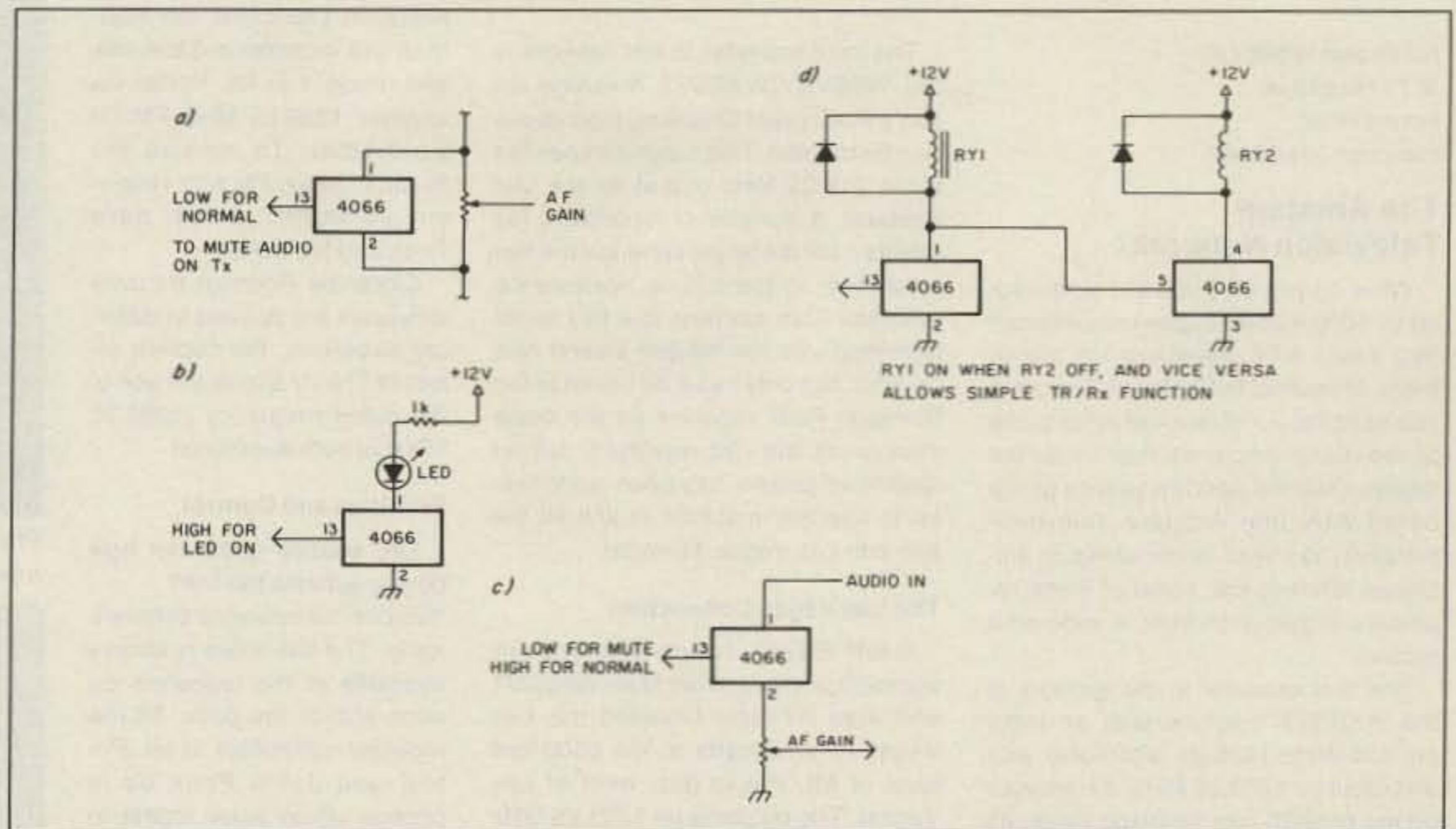


Figure 1. The 4066 IC can be used in a number of ways.

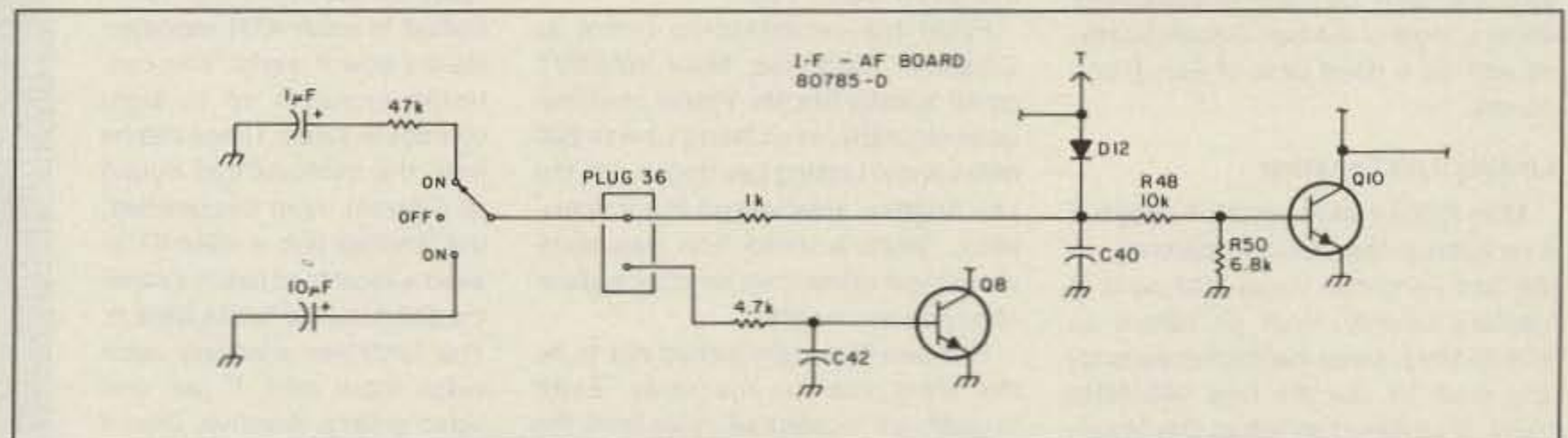


Figure 2. The break-in delay for the Argosy is determined by C40 in the AF-IF board.

knows that there is no RF gain control. But don't get ahead of me—this isn't a modification to add either an RF gain control or RF attenuator. Instead, this modification slows down the QSK during periods of high QRM or QRN. It would be especially helpful during a CW contest. The "thumping" in the headphones is greatly reduced with this modification (see Figure 2).

The modification gives three types of break-in delay: A slightly extended break-in to reduce the "thumping"; normal, full break-in; or the semi-break-in delay, as used on the Corsair.

The break-in delay is determined by C40 in the AF-IF board. This is a 1 µF electrolytic capacitor. Also on this board is plug 36, which has a spare unused pin.

To carry out the modification, first cut the PC trace between the two pins of plug 36. Solder a 1k ohm resistor from the positive end of C40 to the unused pin on plug 36. This resistor should be on the underside of the board.

Drill a 1/4" hole on the rear panel next to the HI/LO power switch. A small

resistors. By selecting the value of the capacitor, you change the delay break-in time constant.

A word of caution. If you don't know what you're doing, don't attempt this modification. Anytime you have to cut traces, be sure to measure twice, cut once! I have not done this modification to my Argosy, so do so at your own risk.

To reduce the amount of RIT offset in the Argosy, here's a simple mod that

great way to fine tune the RIT; makes it so much easier to tune in a signal when using the narrow crystal filters.

Next month we'll visit the shack of a DXer and QRP'er, all rolled into one. The Pulse Charger was such a success that I have made up more kits of the PC board and parts. It's still \$29.95 plus \$2.50 for postage. It would be a great project for the coming winter months.

## TOUCH TONE DECODER:



T-2000

Decodes DTMF tones from audio source, (tape, phone, radio). Displays numbers on LCD display, 120 Digit memory. \$169.00 ppd. U.S.A. SURVEILLANCE/COUNTERSURVEILLANCE catalog \$5.00.

EMCOM

10 HOWARD ST. BUFFALO NY 14206  
(716) 852-3711

# ATV

## Ham Television

Bill Brown WB8ELK  
%73 Magazine  
Forest Road  
Hancock NH 03449

### The Amateur Television Network

What do you do if you are surrounded by 5000-foot (or higher) mountains? You plant ATV repeaters on top of them, of course! In Southern California you're never out of reach of at least one of the many machines that cover the region. Over the past few years a group called ATN (the Amateur Television Network) has been undertaking an ambitious effort to link some of these repeaters together to form a wide-area system.

The first repeater in the network is the WA6SVT machine with an input on 434 MHz (426.25 alternate) and an output on 1253.25 MHz. It is located on top of 5670-foot Santiago Peak. Its location, southeast of Los Angeles, covers most of the Los Angeles basin and the San Bernadino/Riverside valleys, most of the San Gabriel valley, as well as a good deal of San Diego county.

#### Linking it All Together

Mike K6ZSR and Mark NU6X started a repeater project to fill in coverage in the San Fernando Valley and parts of Ventura County. With an output on 919.25 MHz, it was the first repeater (of any kind) to use the new 900 MHz band. It's located on top of Oat Mountain, near Chatsworth. The Oat machine was the first to be linked up to Santiago Peak (although it's currently a one-way link from Santiago). The Oat machine operates as a normal ATV repeater if someone is transmitting on its 434 MHz input. If the Oat repeater is idle and the Santiago repeater is up and running, a 1253.25 MHz receiver at the Oat Mountain site links this to Oat's output on 919.25 MHz. That way anyone in the San Fernando Valley can watch what is going on in the rest of the ATN system.

The third repeater in the network is the WB6VVV/WA6SVT machine on Job's Peak (near Crestline) high above San Bernadino. This machine uses the same 919.25 MHz output as the Oat repeater. A number of mountains (as well as a fair distance) separate the two machines, so there is no interference problem. This machine is a key factor to linking into the Mojave Desert and beyond. Not only can it be linked to the Santiago Peak machine (in the same manner as the Oat repeater), but an ambitious project has been undertaken to use this machine to link all the way into Las Vegas, Nevada!

#### The Las Vegas Connection

Geoff KB7BY (along with encouragement and help from Mike WA6SVT and area ATVers) installed the Las Vegas ATV repeater at the 8500-foot level of Mt. Potosi (just west of Las Vegas). The output is on 1253.25 MHz with a primary input on 434 MHz (AM-TV) and an alternate input on 913.25 MHz (FM-TV).

From his mountaintop home at Crestline, California, Mike WA6SVT could access the Mt. Potosi machine quite regularly, even though it was 200 miles away! Linking Las Vegas with the Los Angeles area looked like a possibility. Since a direct hop was quite weak most of the time, an intermediate relay site was needed.

Rodman Mountain turned out to be the ideal site for the relay. Even though it's located 48 miles from the WB6VVV machine at Crestline, and over 110 miles from KB7BY/r at Mt. Potosi, the reception at Rodman was good from both repeaters.

#### The Rodman Relay

The Rodman relay site is rather unique. With two receivers and two transmitters, it operates as a full-duplex dual-direction link. To relay video from Mt. Potosi down to California, the Rodman site has a 1253.25 MHz receiver which constantly monitors the output of the KB7BY repeater. This

is relayed back to Job's Peak machine via a directional 1289.25 MHz FM-TV transmission.

To send video back to Mt. Potosi from the Job's Peak repeater in California, the Rodman site monitors a 33cm link and relays it to Mt. Potosi via another 1289.25 MHz FM-TV transmitter. To receive the Rodman relay, FM ATV receivers are located at both Job's Peak and Mt. Potosi.

Since the Rodman transmit antennas are pointed in different directions, the capture effect of FM-TV allows the use of the same frequency (1289.25 MHz) in both directions!

#### Priorities and Control

OK, sounds good, but how do you activate the link?

You don't; it operates automatically. The link video is always available at the repeaters on each end of the path. All the repeater controllers at Mt. Potosi and Job's Peak do is choose which video signal to repeat.

This is done with a custom repeater controller that is installed in each ATN repeater. Here's how it works: The controller monitors up to eight sources of video. These can be from the demodulated output of different input frequencies, the Rodman link, a video ID, or even a local feed (such a satellite dish tuned to NASA Select). The controller prioritizes each video input port. If just one video source is active, then it gets repeated out. If two or more signals are active at the same time, the controller sends out the video with the highest priority.

For example, you can set up 434 MHz as your primary input, 913.25 MHz as the secondary, the link next, and finally a computer video ID. As soon as any local activity stops, anything coming in from the link receiver comes on line. When all activity stops, your repeater ID comes up. You can even set it up so that a control operator can redefine the priorities via a remote command. This would be useful if you want the link to be the primary signal for special nets.

Most ATN repeaters have another interesting feature. Whenever something comes in on a link frequency while local stations are using their repeater, the link signal is inserted into the local picture as a "picture-in-picture". Although this feature can be turned off, you never have to miss what's going on in the rest of the system.

The current system has the potential to allow ATVers over 400 miles apart to work each other. For those of you who live in the flatlands, this is definitely what you would call a significant band opening!



Photo B. Bill KB6MCU tests the WA6SVT ATV repeater on top of 5670-foot Santiago Peak.



Photo C. Geoff KB7BY adjusts the 23cm antenna which helps link the Mt. Potosi, Nevada ATV repeater into Los Angeles.



Photo A. Some of the members of the Amateur Television Network (ATN).

#### Linking up the Southwest

Future links are being planned as more and more mountaintop ATV repeaters sprout up across the Southwestern U.S. Some of you may be familiar with the linked systems of voice repeaters such as the ZIA connection, Cactus and the Condor system. Using a combination of these systems, I've been able to talk from El Paso, Texas to Santa Barbara, California (over a thousand-mile distance) from my 2m mobile rig to a friend on the beach on his HT! Believe me, it's quite fun to hear dozens of quick kerchunks as the stacked up repeaters drop out.

Using a series of 900 MHz, 1.2 and 2.4 GHz FM-TV links, a number of ATN machines will be linked up in the near future (see the figure for a map of all known ATV repeaters in the Southern California region). Work is currently underway to link from Los Angeles up to the N6VLV/WA6SVT repeater in the Tehachapi range east of Bakersfield.

There may even be a future link on up to the WA6YLB Blue Ridge repeater

east of Fresno. Just one more hop could take them all the way up to Sacramento and the San Francisco Bay area. To the west, Rod WB9KMO will be linking in from his Gibraltar Peak machine (as well as the K6TZ Santa Cruz Island link) above Santa Barbara.

To cover the area north of the San Fernando Valley, Dave WA6ZVE plans to link with ATN from his Loop Canyon machine. And to complete coverage in the Mojave Desert, Mark WB7AJC has his machine on top of 8400' Frost Peak near Wrightwood. Also in the future, there is interest from ATVer's in Phoenix, Arizona (the AAA5 group), and some in Utah, in linking into the ATN system via Mt. Potosi.

#### ATN Activities

Lest you think that this might be too much for the ATN group, they are very experienced at bouncing video around via multiple links and repeaters. For many years, they've covered the annual Tournament of Roses Parade in Pasadena. Some of you may have seen the massive effort they put on during the 100th anniversary of the parade. They had 17 portable transmit sites along the parade route (14 fixed and 2 motorcycle mobiles, as well as W6ORG in his helicopter).

All the sites were linked back to mission control from a rooftop repeater, along with two separate 10 GHz links to tournament control and the public safety center. Not only that, thanks to Dave WA6ZVE, they linked it all up to a commercial satellite so that the whole country could watch the fun (they even arranged an intro about amateur TV by Michael Landon). Other activities that have been covered by the group include the L.A. Marathon, the Angeles Crest 100 race, and several boat races.

To aid in disaster assessment, they have installed ATV antennas in several of the sheriff's department helicopters. In addition, a number of EOC centers have ATV receivers which are tuned into the ATN network. In the event of an emergency, ATN members (in support of RACES) can transmit video from the helicopters which can be viewed

at the emergency control centers.

There's plenty to watch on the ATV repeaters in Southern California. They even occasionally link a remote observatory so that astronomy buffs in the greater L.A. region can watch the heavens from clear skies.

#### You Haven't Seen Anything Yet

If you're in the L.A. area or just visiting, give the locals a listen on their calling frequency of 146.43 MHz. The weekly ATN net meets every Tuesday evening at 8 p.m. They have 2 meter remote bases at each ATV repeater site which allows check-ins from a wide area. This includes ATVer's in the Las Vegas area who can not only watch the action, but check in on voice as well using the Rodman link.

If you'd like to find out more about ATN, and help out with future link possibilities, you can contact them at the following address: ATN c/o Mike Collis WA6SVT, P.O. Box 1594, Crestline CA 92325.

#### More Machines

There are a number of ATV repeaters which are not connected into the system. The K6KMN repeater (434 in/1241.25 out) sits on top of Mt. Wilson above Pasadena. From its vantage point with wide coverage of the L.A. region, this is a good place to look during shuttle missions for live video from NASA. Listen for the Mt. Wilson net on 146.43 every Monday night at 8 p.m.

The Sulphur Mountain group has the WA6UCL (1253.25 out) repeater, which covers Simi Valley and the Ventura area. They have a net every Tuesday night on the 146.88 repeater at 8:30 p.m. In the San Diego area, watch for the WA6VLF repeater (1277.25 out) on top of San Miguel mountain. For those of you north of Santa Barbara, look for the Buellton repeater (K3NXF) in the Santa Ynez valley.

As more and more repeaters spring up across the Southwest, it won't be too long before an ATVer in El Paso or Salt Lake City can link up to watch the sunset over Catalina Island! **73**

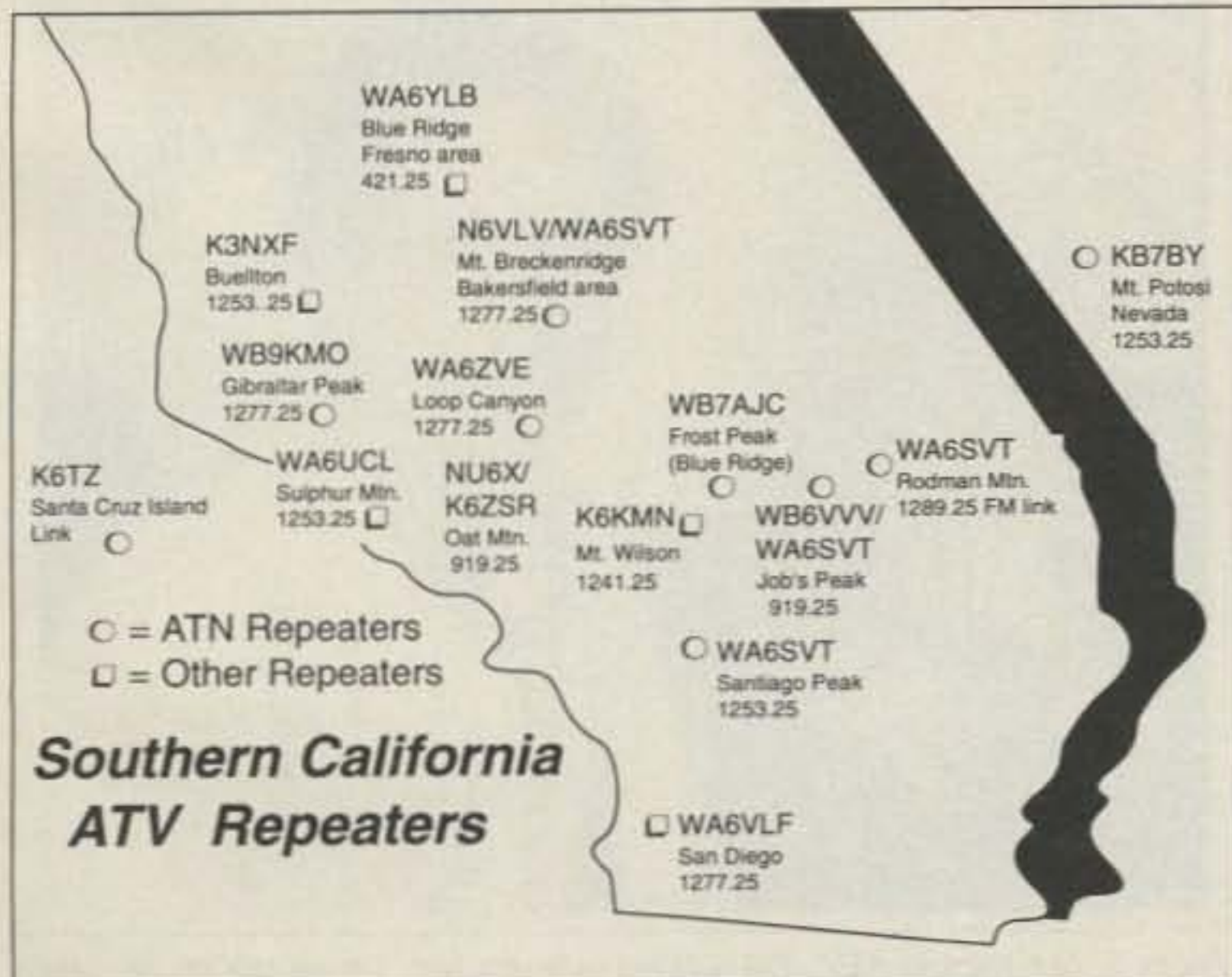
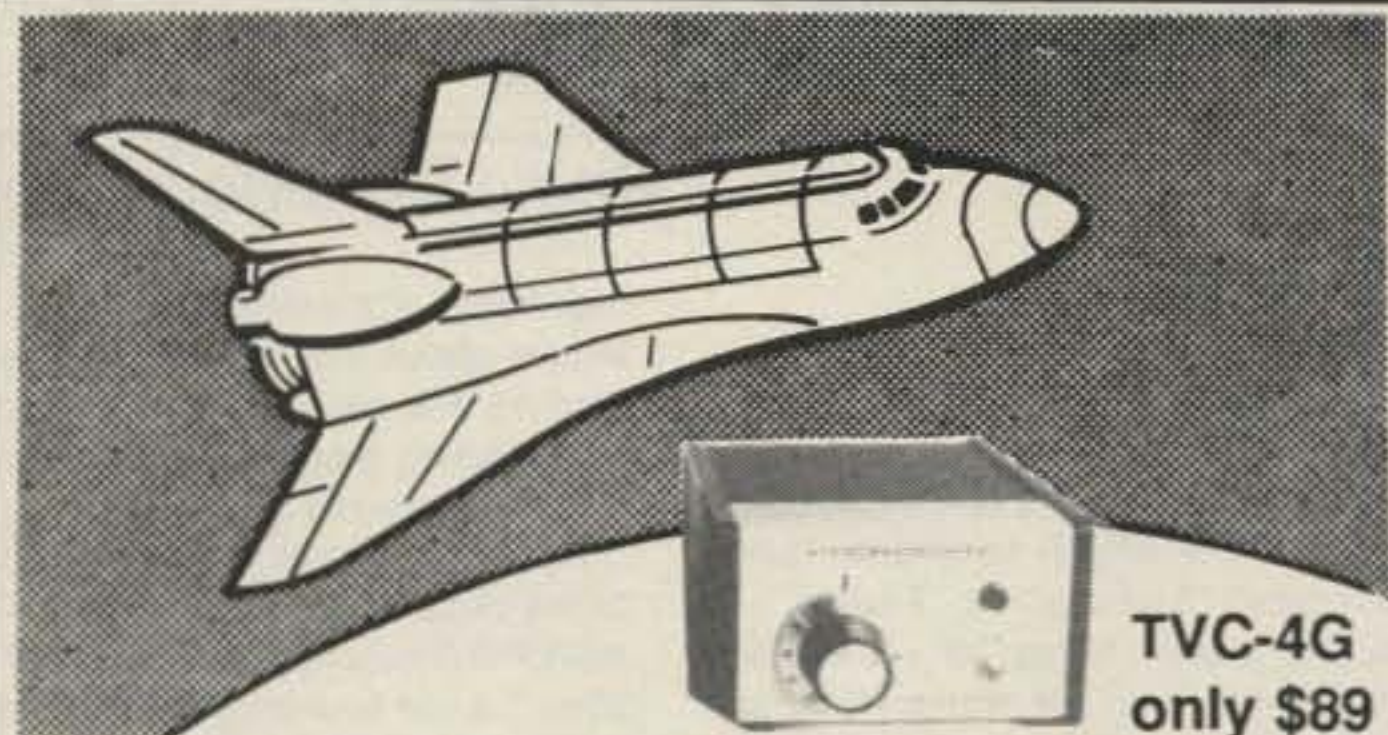


Figure. ATV repeater locations in the Southern California region.

## AMATEUR TELEVISION



**TVC-4G  
only \$89**

### SEE THE SPACE SHUTTLE VIDEO

Many ATV repeaters and individuals are retransmitting Space Shuttle Video & Audio from their TVRO's tuned to Satcom F2-R transponder 13. Others may be retransmitting weather radar during significant storms. If it is being done in your area on 70 CM - check page 413 in the 91-92 ARRL Repeater Directory or call us, ATV repeaters are springing up all over - all you need is one of the TVC-4G ATV 420-450 MHz downconverters, add any TV set to ch 2, 3 or 4 and a 70 CM antenna. We also have downconverters and antennas for the 900 and 1200 MHz amateur bands. In fact we are your one stop for all your ATV needs and info. Hams, call for our complete ATV catalog - antennas, transceivers, amplifiers. We ship most items within 24 hours after you call.

(818) 447-4565 m-f 8am-5:30pm pst. Visa, MC, COD  
**P.C. ELECTRONICS** Tom (W6ORG)  
 2522-WG Paxson Ln Arcadia CA 91007 Maryann (WB6YSS)

### Professional Tool Case

**SPECIAL  
\$59.95**  
Reg. \$80.00

*Makes  
a Great  
Holiday  
Gift!*

Model ZIM5

- Two removable pallets hold over 60 tools
- Case top has built-in document holder
- Case bottom is partitioned into 3 areas



A handsome black case to organize and transport your valuable tools and instruments. This is the same quality case used by literally thousands of professional field engineers. Case is made of high impact polypropylene, and has snap-action key locks and a padded handle.

Size: 17 1/2" x 12 1/2" x 5".  
 Tools are not included.  
 Offer expires December 31, 1991.

**To order call:  
1-800-225-5370**  
 In MA: (508) 682-2000  
**Same Day Shipment!**  
**Money Back Guarantee!**

Terms: Visa, MC, Amex:  
 P.O.'s from qualified firms accepted.  
 Add \$6.75 for packing and delivery.



### FREE CONTACT EAST CATALOG

Contains thousands of products for testing, repairing & assembling electronic equipment. To get your free catalog, call (508)682-2000.

CIRCLE 3 ON READER SERVICE CARD

# HOMING IN

Joe Moell, P.E., K00V  
P.O. Box 2508  
Fullerton CA 92633

## RDF Potpourri

More and more ham clubs are discovering the fun of hidden transmitter hunts, often called "foxhunts" or "T-hunts." To get your group started, all you need is someone to hide the transmitter, and some sort of audio/control unit for the transmitter. Last month's "Homing In" column featured construction plans for TBOX, an easy-to-build tone/ID generator and on/off cycler for hidden T's.

As I indicated last time, TBOX inventor Ron Seese N6MBR has a PC board available. The board layout includes some optional "bells and whistles" that were not part of last month's simple 6-IC project.

By adding a Dallas Semiconductor DS1216C SmartWatch RAM socket and a few other parts to the board, you can program TBOX to start transmitting at any selected day and time. That's perfect for advanced hunts with multiple transmitters.

If you are not going to stay close to your hidden T, you need a way to turn it off remotely, to satisfy FCC 97.109. Ron's board has provisions for an SSI-202 DTMF decoder IC to control it via a link receiver above 222 MHz (FCC 97.201(b)). A 144/222 or 144/440 MHz dual-band rig is perfect for a remotely-controlled 2 meter fox with TBOX.

TBOX's user-friendly firmware is easy to use (Photo A). Ron continues to develop new versions to incorporate these optional features. To find out what's available, send an SASE to him at 6136 Landino Drive, Westlake Village CA 91362.

## TBOX Construction Hints

You can use non-CMOS parts at U1 and U2, but power drain will increase significantly and regulator U7 will run much warmer. Bolt a heat sink to U7 if you use non-CMOS parts, or if your TBOX must operate in a hot location.

Dallas Semiconductor's DS1228 RS-232 interface IC is a direct replacement for the Maxim MAX232 at U6. Advanced Computer Products has the DS1228 and all other ICs except U5, plus the crystal. ACP is located at 1310 East Edinger Avenue, Santa Ana CA 92705; telephone (800) 366-3227. U5 is available from N6MBR.

Most mobile and hand-held rigs on the market today require less than one milliampere to key the PTT circuit. Older transmitters such as the TS-700A use relays that draw more current than Q1 and U1 can supply. If in doubt, use a multimeter to measure the current in your rig's PTT line when you key down.

If PTT current is more than 10 mA, add a reed relay, such as Radio Shack 275-233. Connect the coil between +12V and the collector of Q1. Connect the relay contacts to your rig's PTT circuit. To protect Q1 from voltage spikes from the relay coil, put a 1N4001 diode (RS 276-1101) across the coil. Cathode of the diode goes to the +12V side.

## T-Hunting in the Desert

Hams in Phoenix know how to promote

## Radio Direction Finding

their hobby. For example, everyone there knows about the thousands of phone patches that were put through K7UGA's super-station over the years by dozens of dedicated volunteers.

Now another voice is bringing ham radio to the citizens of that area. Len Winkler KB7LPW (Photo B) hosts "Ham Radio and More," a one-hour program devoted to all aspects of our hobby. It airs weekly on KFNN, a 10 kilowatt radio station at 1510 on the AM dial, covering much of central Arizona.

Some talk radio jocks have it easy. They gab for two minutes and then play five minutes of commercials and traffic reports. (Seems like it, anyway.) Not Len. When he opens his mike at 2 p.m. each Sunday, it stays open for the full hour. Sure, there are a few commercials (very few), but they are personally voiced by Len, live.

Len knows that most of his listeners aren't hams—yet. So he doesn't spend his hour wailing about insider topics like spectrum preservation and packet business message citations. Instead, he seeks out guests who can excite his listeners by telling about the many fascinating aspects of life as a ham.

I had the privilege of being on Len's show recently. It was easy to talk with him about competitive radio direction finding because he had already been T-hunting with John Moore NJ7E. John joined us on the air to offer a challenge from Arizona RDFers to the T-hunters of Southern California.

John wanted to see how my Southern California friends and I would fare on an Arizona-style hunt during the October ARRL convention in Scottsdale. The two areas have very different philosophies about T-hunting.

So-Cal hunters love long drives and they don't mind very weak signals. Almost everyone uses a rotatable beam or quad, and many have GaAsFET preamp SSB detectors to make the most of fractional microwatt signals that could be very far away or very well concealed. The T is often 200 miles or more from the start point on day-long or all-weekend hunts.

On the other hand, Arizona hunters value speed and strategy. Though all kinds of RDF gear are seen, Doppler sets with four or eight whip antennas are most common. Fox signals are strong and distances are moderate. Hunters try to drive to the fox as quickly as possible so the post-hunt social activities can begin.

It looks like some interesting interstate competition could be coming up. Stay tuned for more.

## First So-Cal R-Hunt

Suppose your club wants to try foxhunting, but only one member has any direction finding equipment. How do you put on an event to demonstrate RDF and make it possible for anyone with a mobile rig to participate? The answer: A hidden receiver hunt.

As Robin Rumbolt WA4TEM described it in *73 Amateur Radio Today* (July 1990, page 12), the fox in a hidden receiver hunt is the only one who has an RDF set. He or she listens to transmissions from the hunters and gives them bearings relative



Photo A. TBOX parameters can be changed in the field with a laptop computer operating in the "dumb terminal" mode. The firmware is menu-driven.

to the hidden location. Hunters add or subtract 180 degrees to or from the true fox-to-hunter bearing to get a hunter-to-fox bearing, which they plot and follow.

The Los Angeles Disaster Communications Service held an R-hunt on 27 July as a way of introducing DCS members to the fun and usefulness of RDF. The boundaries encompassed 420 square miles of central Los Angeles county.

The hunt took place on the 145.30 MHz RACES repeater. Dennis Soja KB6NJF and Dean Coulter N0CGW hid their receiver/quad RDF setup on the famous Mulholland Drive north of Hollywood. Some the bearings were inaccurate because of the intervening hills, but eventually all the competitors found them.

The first R-hunt was successful in attracting hams who had never tried RDF because they lacked the gear for it. I'm sure we'll soon see these folks on some of the 15 regular monthly Southern California T-hunts.

## T-Hunters Aid FCC Bust

Just in from the city by the bay: Ham RDFers have helped the FCC nab an Advanced Class ham who allegedly had been using a modified dual-band transceiver to cross-link up to 18 law enforcement agencies. Public service dispatchers found themselves talking to units in

other jurisdictions during the cross-linking. The suspect is also accused of jamming ham repeaters and cross-linking ham transmissions onto public safety frequencies.

Formal charges have not been filed as of this writing, so the assisting hams aren't talking about how they aided the FCC. All we know is that the suspect was apprehended while mobile along Highway 101 on the peninsula south of San Francisco. As this case is resolved, I hope the T-hunters will be able to share the story of their success with us.

## R.I.P. PELTS

At deadline time, the FCC announced the termination of PR Docket 89-599, thus abandoning plans for a Personal Emergency Locator Transmitter System. What does this mean to hams and others interested in RDF for search and rescue? Will there soon be a crackdown on the illegal use of aircraft Emergency Locator Transmitters as personal rescue beacons? Or might this unorthodox ELT use become legalized?

RDF for wilderness safety is a topic that always generates a lot of reader interest. Look for an analysis of the current situation in an upcoming "Homing In" column. Meanwhile, I welcome your comments on the subject, or on any other RDF topic. **73**



Photo B. Len Winkler KB7LPW regaled listeners with T-hunt talk on his "Ham Radio and More" show recently.

## Voice ID Continued from page 12

your signal is distorted, you'll have to adjust R11 to reduce the audio signal to the proper level. This is typically about 20 millivolts or so.

### Repeater/Beacon/Foxhunt Voice ID

You can use the voice ID for a repeater identifier. Just hook a logic signal from a repeater controller or a timer circuit in place of switches S1 and S2. Whenever the incoming logic signal goes low, one of the messages will be played.

This would also make an excellent hidden transmitter identifier for foxhunting. Just record a tantalizing message like, "Catch me if you can!" and watch the fun and frustration as your friends try to locate the transmitter. You could even program in two messages and have them alternate. If you short out either switch S1 or S2, the voice ID circuit will play back in a continuous loop through the whole 16 seconds (if you close S1), or eight seconds (if you short out S2).

If you add the dimension of voice to a beacon transmitter, you can take advantage of the digital control power of the ISD1016 chip and sequence through multiple messages. I plan to use one in upcoming helium balloon experiments where I send up 2m FM transmitters to 100,000 feet. With a few additions to the basic voice ID circuit, the sky is definitely the limit! **73**

You may contact Bill Brown c/o 73 Amateur Radio Today.

### Parts List.

#### Semiconductors

U2 ISD1016 (or ISD1020 or ISD1012)  
 U1 TLC555 timer (RS# 276-1718)  
 U3 7805 regulator  
 Q1 2N3906 PNP (or 2N4403 or 2N2907)  
 Q2 2N3904 NPN  
 D1,D2 1N914 diode (optional)  
 D3 1N4001 (or similar) diode

#### Resistors

R13 10 ohm  
 R9 2.2k  
 R4,R12 4.7k  
 R1,R2,R5,R6, R10,R11,R14 10k  
 R7 180k (or 220k)  
 R8 470k  
 R3 1 megohm  
 R11,R12 10k pot. (RS# 271-282)

#### Capacitors

C1,C3,C4,C6,C7 0.1 µF  
 C2,C11,C12 10µF/16V tantalum  
 C10 1.0 µF non-polarized (RS# 272-996)  
 C14 1.0 µF/35V tantalum  
 C5 4.7µF tantalum  
 C8,C13 22µF/16V tantalum  
 C9 0.22 µF

#### Miscellaneous

Mike Electret Microphone (PC-mount) (RS# 270-090)  
 S1,S2 Momentary-contact push-button (RS# 275-1571)  
 S3 DPDT toggle switch (RS# 275-626)  
 S4,S5 SPST toggle switch (RS# 275-624)

PC board (see below); Speaker—2" speaker;

Box—Radio Shack project box; battery; battery clip or holder

An etched and drilled printed circuit board is available for \$4.60 + \$1.50 per order from FAR Circuits, 18N640 Field Court, Dundee IL 60118.

The ISD 1016 audio storage IC is available for \$55 + \$3 shipping directly from ISD, 2841 Junction Ave., Suite 204., San Jose CA 95134. For more information, call (408) 428-1400 or (800) 825-4473.

A complete kit of parts including the PC board and the ISD 1016 is available for \$99 from ELKTRONICS, 12536 TR77, Findlay OH 45840. Tel. (419) 422-8206.

## RACK AND CHASSIS BOXES



RACK BOXES				CHASSIS BOXES			
MODEL	H	D	PRICE	MODEL	W	D	PRICE
1RU5	1.75	5	\$29.40	MC-1A	4	3	\$15.75
1RU7	1.75	7	31.50	MC-2A	6	3	17.85
1RU10	1.75	10	33.60	MC-3A	8	3	19.95
2RU5	3.50	5	31.50	MC-4A	4	4	17.85
2RU7	3.50	7	33.60	MC-5A	6	4	19.95
2RU10	3.50	10	35.70	MC-6A	8	4	22.05
3RU5	5.25	5	39.90	MC-7A	4	7	19.95
3RU7	5.25	7	42.00	MC-8A	6	7	22.05
3RU10	5.25	10	44.10	MC-9A	8	7	24.15

NOT SHOWN

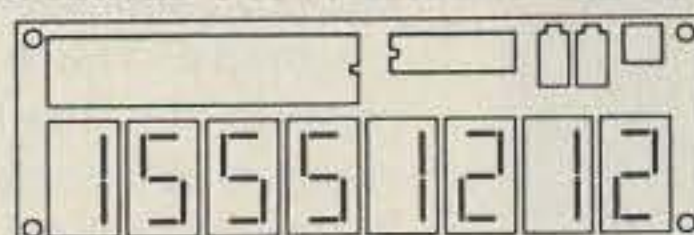
**VISA / MC** We also accept VISA and MASTERCARD. ORDER DIRECT FROM THE FACTORY. ON PREPAID ORDERS SHIPPED UPS GROUND NO CHARGE SECOND DAY AIR \$10.00, NEXT DAY AIR \$20.00



SESCOM INC. 2100 WARD DRIVE HENDERSON, NV U.S.A.  
 89015-4249 (ORDERS)800-634-3457 (TECHNICAL HELP)  
 702-565-3400 FAX 702-565-4828

CIRCLE 167 ON READER SERVICE CARD

## TOUCH-TONE DECODER/DISPLAY & ASCII CONVERTER BOARD



Model TDD-8 decodes and displays all 16 DTMF digits. Digits are displayed on eight LED's. **32 character buffer** can be scrolled. It will accept almost any audio source. **ASCII serial output** can be connected to your computer. **IBM compatible software included** for automated logging and alerting of user specified numbers. **IDEAL FOR UNATTENDED LOGGING OF YOUR AUTO-PATCH TRAFFIC!**

TDD-8 DTMF DECODER/DISPLAY/ASCII \$99

CAB-1 AUDIO & SERIAL CABLES \$20

PS-12 110VAC TO 12VDC POWER PACK \$10

add \$5 S/H - VISA/MC ACCEPTED

MoTron Electronics TEL: 1-800-338-9058

310 Garfield St.#4 (503)-687-2118


Eugene, OR 97402 FAX: (503)-687-2492

(Touch-Tone is a trademark of AT&T)

CIRCLE 248 ON READER SERVICE CARD

# BATTERIES

You've bought our replacement batteries before...  
 NOW YOU CAN BUY DIRECT FROM US, THE MANUFACTURER!



### ICOM

CM2, BP2 7.2v @ 500 MAH  
 CM5, BP5 10.8v @ 500 MAH

### SUPER

7S 13.2v @ 1200 MAH  
 8S 9.6v @ 1200 MAH  
 (base charge only—1" longer)  
 ICOM CHARGERS AVAILABLE

## SPECIAL OF THE MONTH

## NEW CATALOG

## NEW PRODUCTS

## LOWER PRICES

## CALL NOW!

Look For December's Special Of The Month



### CUSTOM MADE BATTERY PACKS & INSERTS

Made to your specifications  
 Introductory Offer!

### KENWOOD INSERTS

PB-25 PB-21  
 PB-26 PB-24

### ICOM INSERTS

BP-3 BP-7  
 BP-5 BP-8

Prices and specifications subject to change without notice.

**1 SOURCE** FOR ALL YOUR COMMUNICATION BATTERY REPLACEMENT NEEDS.

# W & W ASSOCIATES

29-11 Parsons Boulevard, Flushing, N.Y. 11354

WORLD WIDE DISTRIBUTORSHIPS AVAILABLE. PLEASE INQUIRE.

In U.S. & Canada Call Toll Free (800) 221-0732 • IN NYS (718) 961-2103 • Telex: 51060 16795 • FAX: (718) 461-1978

CIRCLE 191 ON READER SERVICE CARD



Discover now accepted  
 NYS residents add  
 8 1/4 % sales tax.  
 Add \$2.95 for postage  
 and handling.



MADE IN THE U.S.A.  
 SEND FOR FREE CATALOG AND PRICE LIST

# NEW PRODUCTS

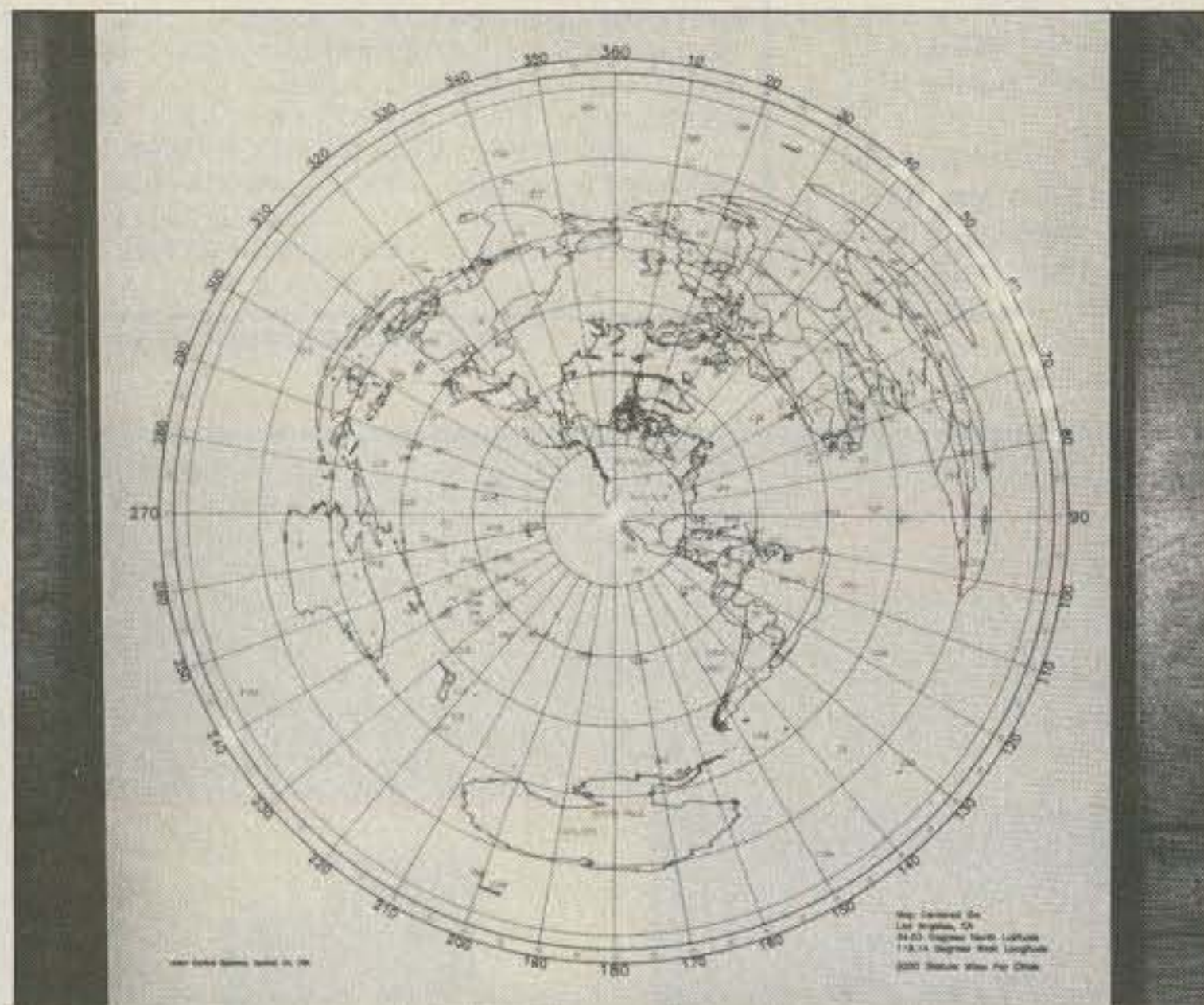
Compiled by Hope Currier



## ICOM

Icom has introduced the IC-2SRA 144 MHz and IC-4SRA 440 MHz hand-held transceivers, with a wideband receiver installed directly into the unit. These compact HTs (13.6 ounces; 2.1" x 5.3" x 1.4") will receive everything from 25 to 905 MHz. If you connect an external 13.5 volt power supply, these handhelds will provide a full 5 watts of output power. Independent squelch and volume controls allow you to change settings in each band separately. Icom's frequency monitoring system lets you monitor memory channels, the complete frequency band, specific parts of the band and priority channels. There is a built-in pager and code squelch unit. The IC-2SRA and 4SRA also have 96 memory channels, a 24-hour clock, four DTMF memory channels, and a variety of tuning steps.

The suggested retail price for each model is \$599. For more information, contact *Icom America, Inc.*, 2380 116th Ave. N.E., Bellevue WA 98004; (206) 454-8155, FAX: (206) 454-1509. Or circle Reader Service Number 201.



## VECTOR CONTROL SYSTEMS

Vector Control Systems has released a new 16" x 16" x 1" electronic beam indicator. Using a four-color custom-plotted great circle map (centered on your QTH), the indicator shows your antenna's direction and coverage with a 5 degree resolution. A simple connection to any standard rotator control unit makes the beam indicator operational. The ad-

justable beam width indication is a special feature which allows you to match it to your beam's radiation pattern.

The indicator is available in a glass-covered black or silver frame. It's priced at \$179.95, plus \$8 S & H. Contact *Vector Control Systems*, 1655 North Mountain Ave., Suite 104-45, Upland CA 91786; (714) 985-6250. Or circle Reader Service No. 204.

## WINTER DESIGN

Winter Design is offering a unique gift for the office or home for engineers, technicians, hams or computer fans: a clock made from an actual etched printed circuit board. This battery-operated clock is 17" x 17", and comes in two color combinations: blue board/

silver etch/silver frame/white silk screen hands and numbers; or green board/silver etch/silver frame/white silk screen hands and numbers. The price is \$49.95, plus \$5 S & H. Contact *Winter Design*, 267 Court Rd., Winthrop MA 02152; (617) 846-5745. Or circle Reader Service no. 207.

## TRIPP LITE

The new Tripp Lite PR-Series DC power supplies are housed in a compact, dark metal cabinet that blends in with modern communications and amateur radio equipment, giving an integrated, professional appearance to any radio or electronics installation. The PR-Series gives exceptional performance for base or mobile radios, test equipment and other electronic gear. Its continuous-duty performance stands up to extended periods of operation for reliable operation under all cir-

cumstances. These DC power supplies offer crowbar protection, excellent IC voltage regulation, automatic overcurrent protection and full-line isolation, providing clean, stable DC power for your equipment.

The PR-Series DC power supplies are available in 3 to 60 amp sizes, with suggested retail prices starting at \$32. For more information, contact *Tripp Lite*, 500 N. Orleans, Chicago IL 60610-4188; (312) 329-1777, FAX: (312) 644-6505. Or circle Reader Service No. 203.

## CONNECT SYSTEMS

Connect Systems is now offering a new low cost full duplex interconnect, the Model CS-800, which can be user-programmed to operate either full or half duplex. The Model CS-800 features a built-in repeater maker, a nine-number memory speed dialer, last number redial, a built-in user programming keyboard and digital display readout, user-programmable Morse ID, hookflash, ringout (sounds like a phone ringing), line-in-use detect/call wait-


ing, regenerated tone or pulse dialout, programmable toll restrict, programmable connect/disconnect and secret toll override codes, programmable activity/timeout timers, non-volatile memory, and lightning protection.

The suggested retail price for Model CS-800 is \$349. Contact *Connect Systems Inc.*, 2064 Eastman Ave., Suite 113, Ventura CA 93003; (805) 642-7184, FAX: (805) 642-7271. Or circle Reader Service No. 202.

## A & A ENGINEERING

BayCom from A & A Engineering is a software-based packet system for PC/clones that does not require an expensive TNC. The modem plugs directly into a standard 9-pin serial port, or a 25-pin port with an optional cable adapter. A 45-second watchdog timer and reed relay PTT are standard. A small wall-power supply and a software disk are included with each kit or assembly.

No alignment is required for either HF or VHF operation. A single three-position mode switch allows HF, VHF normal or VHF with equalizer operation. The modem



circuit provides improved HF receive operation.

The price for a blank board, #190-PCB, is \$12.95; a complete kit, #190-KIT, is \$59.95; an assembled and tested board, #190-ASY, is \$89.95. U.S. Shipping is \$5. California residents add 7.75% sales tax. Contact *A & A Engineering*, 2521 W. LaPalma #K, Anaheim CA 92801; (714) 952-2114, FAX: (714) 952-3280. Or circle Reader Service No. 205.

## CW ENTHUSIASTS

CW Enthusiasts has released PC Super Keyer 2.1. This software for IBM compatibles provides all of the features of expensive memory and keypad keyers in an economical and easy-to-use package. It features paddle or keyboard input, disk storage space for eight unlimited-length messages, transmission of any text file, beacon operation, message within message, on-screen display of paddle input and local/UTC clocks. In addition to functioning as a keyer, PC Super Keyer will send random five-letter

code groups of random or U.S. callsigns for code receive practice. The on-screen translation and display of paddle input can also be used to practice sending with a paddle.

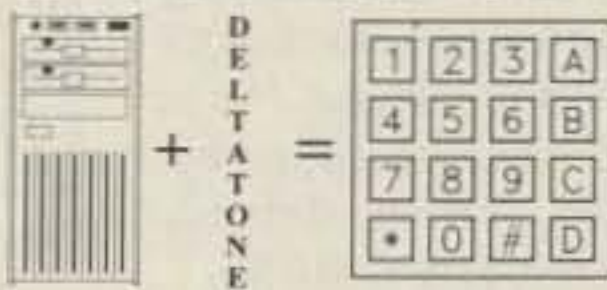
The PC Super Keyer is priced at \$24.95 for software and complete documentation, \$39.95 with an interface parts kit, and \$49.95 with the assembled and tested interface, plus \$3 S & H. It is available on 5.25" and 3.5" disks. Contact *CW Enthusiasts*, 1346 Erickson, Suite R, Columbus OH 43227-2061. Or circle Reader Service No. 206.



## ATTENTION REPEATER OWNERS—DELTATONE™ 2.0 The Ultimate 16-Digit DTMF Repeater Programmer

**DELTATONE™ 2.0**, the perfect complement to your repeater controller investment. DELTATONE and your MS-DOS computer offer unlimited 16-digit tone generation for local or remote programming of your repeater controller. DELTATONE accepts programming commands from a file created using your favorite word processor. Commands and comments can be freely mixed within the file. DELTATONE's intelligent device driver conveniently sends only the commands to the DELTATONE interface via your printer port.

- Effortless installation program
- DTMFTONE SYS intelligent device driver uses less than 2K system memory
- Interfaces with LPT1, LPT2 or LPT3 printer ports without interfering with normal printer operation



- Transformer coupled, balanced 600 ohm adjustable to -10 dbm output level
- Software controlled relay contacts for PTT or COR switching
- Easy 4-wire connection interfaces directly to controller, radio or user supplied approved telephone coupler

You simply won't find a more flexible and powerful hardware/software package for generating DTMF tones. **30-DAY MONEY-BACK GUARANTEE.** We'll even guarantee your complete satisfaction with DELTATONE in 30 days, or return it for your money back. It's your opportunity to put the power of DELTATONE 2.0 to work for you — RISK FREE!

**\$149** Includes Interface/Software  
Check, MO, VISA or MASTER  
Accepted + \$4 for S&H  
(WI Res. Add 5% Sales Tax)



**DELTA RESEARCH**  
PO Box 13677 • Wauwatosa, WI 53213  
FAX or Phone Weekdays (414) 353-4567

CIRCLE 257 ON READER SERVICE CARD

## AMATEUR RADIO EQUIPMENT

CALL **Comm Pute Inc.** **800-942-8873**  
For Your Best Price

Authorized dealer for Icom, Kenwood, Yaesu, ASTRON, Belden, Bencher, AEA, Cushcraft, MFJ, RF Concepts, Hustler, Kantronics, Wilson, Diamond, Ham-10, Larsen, Wm. M. Nye, B&W, ARRL, Ameritron, Epson, Farr Corner, DTK

1057 East 2100 South, Salt Lake City, UT 84106  
801-467-8873

CIRCLE 156 ON READER SERVICE CARD



**PacComm**

- Advanced Technology
- Enduring Value

### NEW! The PacComm PSK-1T

- MicroSat Packet Communication is now easier than ever using the PacComm PSK-1 with built in TINY-2 TNC!
- Only two cables to connect — computer and radio
  - Revised radio interface simplifies cable assembly
  - Premade radio cable optionally available
- Modes of Operation:
  - 1200 bps Manchester AFSK/PSK for satellite access
  - 400 bps telemetry from Oscar 10 and 13
  - 1200 bps PSK for terrestrial use (10 meter DX, etc.)
  - 1200 bps AFSK for conventional packet
- Features:
  - Automatic Gain Control and Doppler Shift Correction
  - All modes selected by push buttons or computer commands
  - Open Squelch DCD feature on conventional AFSK
  - PacComm's popular personal Message System included
- Easily connects to PacComm EM-NB96 9600bps modem for Uo-14
- Existing PSK-1 modems can be traded in towards the PSK-1T
- 30 day return privilege, one year factory warranty
- Ask your Dealer or contact PacComm for our latest catalog featuring the PSK-1, PSK-1T, and many new 9600 bps (and up) products.

**PacComm Packet Radio Systems, Inc.**

3652 W. Cypress St. Tampa, FL 33607-4916  
(813) 874-2980 Orders: (800) 223-3511 Fax: (813) 872-8696

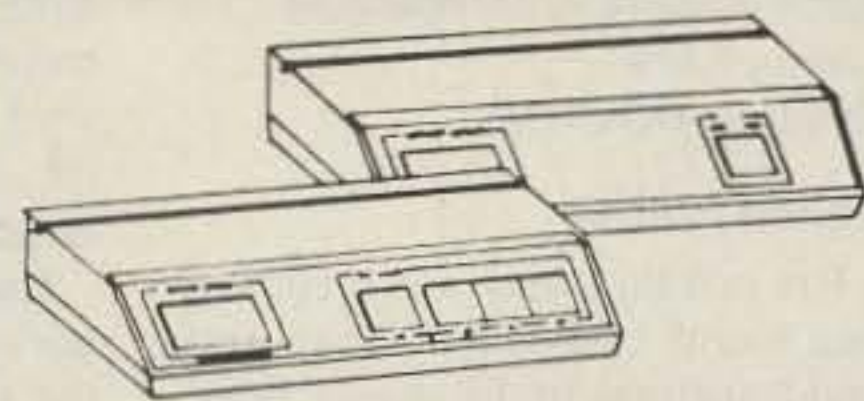
CIRCLE 152 ON READER SERVICE CARD

Courteous Service • Discount Prices • Fast Shipping

## ALL ELECTRONICS

P.O. Box 567 • Van Nuys, CA 91408

### "MAX" The Remote VCR Controller



"MAX" allows you to watch and control a single VCR from other locations in the house. Transmits audio, video and IR signals up to 100 feet through mini-cable. Works on up to 4 televisions at a time, but a separate "MAX" receiver is required for each TV. Can also be used with other infrared controller devices such as CD players or stereos. Because it is hardwired, signal transmission is clearer than more expensive non-hardwired units. Includes transmitter, receiver, 100' cable, hook-up cables and wall transformer. These new units originally sold for over \$100.00. **CAT# MAX \$40.00 each 4 or more \$35.00 each**

### 20 AMP RFI/EMI FILTER

Corcom# 20B6  
20 amp RFI/EMI general purpose common-mode filter. Controls line-to-ground noise. Small size, low leakage. 3.46" X 1.16" X 2.81". UL and CSA listed. **CAT# RFI-201 \$8.50 each**



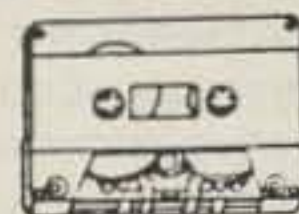
### 4PDT - 24 Vdc RELAY

24 Vdc, 650 ohm coil - 3 amp contacts  
Standard 14 pin (ICE CUBE) style.  
Plastic dust cover. Size: 1 1/4" X 1 3/4" X 7/8" **CAT# 4PRLY-24N \$4.00 each**



### HIGHEST QUALITY METAL CASSETTES (ERASED)

Premium quality metal tape in C-60 cassettes (30 min. or more per side). One of the finest "brand-name" tapes on the market, in durable, clear plastic transport mechanisms. Recorded and bulk erased, the record-protect tabs have been removed and therefore, need to be taped over to re-record. Audiophiles will appreciate the wide dynamic range of this tape. If your cassette deck has a "metal" setting you will hear the difference. A real bargain! 60 min. tape - **CAT# C-600M \$1.25 each \*10 for \$10.00**



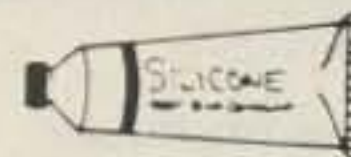
### CASSETTE STORAGE CASE

Black, unbreakable plastic audio cassette storage case. **CAT# CBOX 5 for \$1.00 100 for \$15.00**



### HEAT SINK COMPOUND

G C Electronics # 10-8109  
For effective transfer of heat between components and heat sinks. Z9 silicone heat sink compound. **CAT# HSC-1 \$2.00 per 1 oz tube**



### TOLL FREE ORDER LINES

**1-800-826-5432**

CHARGE ORDERS to Visa, MasterCard or Discover

TERMS: Minimum order \$10.00. Shipping and handling for the 48 continental U.S.A. \$3.50 per order. All others including AK, HI, PR or Canada must pay full shipping. All orders delivered in CALIFORNIA must include state sales tax (7 1/4%, 7 3/4%, 8 1/4%). Quantities Limited. NO C.O.D. Prices subject to change without notice.

Call or Write For Our  
**FREE 64 Page Catalog**  
(Outside The U.S.A. Send \$2.00 Postage)  
**ALL ELECTRONICS CORP.**  
P.O. Box 567 • Van Nuys, CA • 91408

CIRCLE 194 ON READER SERVICE CARD

# RTTY LOOP

## Amateur Radio Teletype

Marc I. Leavey, M.D. WA3AJR  
6 Jenny Lane  
Baltimore MD 21208

### Holiday Gifts

The holidays they are a'coming! Next month begins with Chanukah, then Christmas and Kwansa. Whatever your orientation, it seems appropriate to look into gift giving this month. Let me take this opportunity to highlight items of interest to digitally-inclined amateurs.

No doubt about it, gift giving can get expensive. With amateur radio, it can get very expensive! But not all of us are independently wealthy, and often the pleasure inherent in a gift has nothing to do with its cost. To that end, I shall try to break down my suggestions into categories, by cost. To use this column effectively, either circle or highlight items of interest to you, or place a sticky note with an arrow on the page, leaving the magazine open on the kitchen table. A flashing red light or rotating beacon might be a bit too much, though.

### Very Low Cost or Essentially Free

A piece of newsprint in a frame graces one wall of my shack. Crayoned thereon is my toddler's impression of daddy on the radio. Cost? Nil. Meaning? Unmeasurable!

Is someone in the family handy with needle and thread? How about a dust cover for the equipment, as opposed to the commercial plastic jobs? A cushion for the operating chair might be nice as well.

You get the idea? Handcrafts of any sort can be applied to the ham/computer shack in an endless variety of forms. From a ceramic holder for this or that, to a custom-made hat (bought cheaply at the variety store and hand-decorated), it doesn't have to cost a lot to be meaningful.

### Under Ten Bucks

For the RTTYer who is using a mechanical teleprinter, a trip to the office supply store will turn up many useful items, which are quite affordable on a harmonic's budget. Standard Underwood typewriter ribbons fit Model 15/19 teleprinters. Various types of cleaning putty and paper products are also available to keep the print sharp and readable. A tube of Lithium grease from the hardware store can also help with machine maintenance.

Other items useful in the ham shack include a supply of solder, test clips, connectors, or other small

items of use to home-brewers. Is there a local amateur supply store in your area? See if they will provide a gift certificate, to allow the ham to select his or her own goodies.

Computer-oriented hams seem to always be able to use floppy disks (be sure to get the right size) and paper for the printer. There are a variety of novelty items, ranging from special pens with which to label disks, to boxes to put those disks in, all quite nominal in price.

Software is always in fashion, as well. For the best value for the dollar, it is hard to beat the collection offered by this column. PC compatible users can obtain the latest TRTY (teletype) program, on disk, for a self-addressed stamped disk mailer and \$2.00. I have been known to fill space on high density (1.2 and 1.44 Mb) disks with extra programs, as well. Send requests to the above address.

Commercial sources include Aero Data Systems, a 73 advertiser who offers a wide variety of programs for PC clones, Amiga, and C-64 systems. Priced at \$4.50 per disk, this is a good way to obtain some fine public domain and shareware offerings.

### Reasonably Priced

I know, what's "reasonable"? My intent here is to look at stuff which is under a hundred dollars, and which represents good value for the dollar. So, while price is not the only objective, I will use it as a yardstick.

How about a good book? Our dear old Uncle Wayne has a Bookshelf

just loaded with sources you will want. Here's a partial list.

- 07R25, *The RTTY Listener*: Up-to-date, hard-to-find information on advanced RTTY and FAX monitoring techniques and frequencies. \$19.95
- 03S208, *Radioteletype Press Broadcasts*: Press service schedules in English, French, German, Spanish and Portuguese. \$12.95
- 03R01, *World Press Services Frequencies (RTTY)*: 5th edition manual with all information, plus coverage of 65 World Press Services broadcasting in English. \$8.95
- 03R02, *RTTY Today*: Covers all facets of RTTY, fully illustrated. \$8.50
- 01P22, *The Packet Radio Handbook*: The definitive guide to amateur packet operation. \$14.50

Users of the AEA line of multi-mode controllers often express a desire for more powerful controller software. PktGOLD is advertised as one such program. It should greatly expand the capabilities of the PK-232 and PK-88 controllers. The program is available for \$59.95 plus \$5 shipping and handling from InterFlex Systems Design Corporation.

Do you have a CD-ROM drive on your computer? Buckmaster Publishing has the HamCall CD-ROM, which has listings on 500,000 amateurs, plus "1000's of public domain amateur radio programs and data." The disk itself is only \$50, cheaper than a stack of *Callbooks*! Contact Buckmaster for full details.

### More Than A C Note

Now, there will be situations and circumstances where someone might be willing to spend some real money on you. Other than the obvious items, a new computer, printer, or radio gear, let's take a look at

some specific material of particular use to the RTTYer.

In most RTTY shacks, there is never enough test equipment. Frequency counters seem invaluable for a mode so locked into certain frequencies. Startek International has a 1500 MHz hand-held counter with accessories for \$128, which should find a place on any amateur's bench.


We've covered WEFAX here before, so take a look at Software Systems Consulting's PC GOES/WEFAX 3.0, for \$250. This is a professional FAX reception system for PC clones. Including an AM/FM demodulator, software, and tutorial, this looks like one capable system. For a bit less money, their PC HF Facsimile 5.0 is an HF FAX system, also including an FSK demodulator. This one is available for \$99. They tell me that if you get PC HF FAX, you can add PC SWL for another \$20. This is a demodulator, software, and manuals to get you onto listening to Morse, RTTY, and other modes on the HF spectrum. Overall, these sound like very interesting packages.

MFJ is now offering their MFJ-1278, a multimode controller that features packet, AMTOR, RTTY, ASCII, CW, FAX, SSTV, and more, with color SSTV supported with appropriate software. At \$279.95 for the base unit, this one will be hard to beat! I wouldn't mind getting one of these, myself!

AEA has updated the venerable PK-232MBX with new software, reportedly making it a strong contender on the air. Their new DSP-2232 looks very good on paper, and I look forward to reviewing it as soon as information becomes available.

### So, What'cha Gonna Do?

I hope I have been able to plant a seed or two that might germinate into something wonderful this holiday season. As we gather together to observe our various customs, let us reflect upon the wonder of amateur radio. This hobby of ours is unique in that it breaks down boundaries, bridges languages, and allows cultures to communicate. Through communication comes understanding. Through understanding comes friendship. Through friendship comes peace. May this be a season of peace and understanding for all of us, our families, friends, neighbors, and governments.

I look forward to hearing from you by mail, or by e-mail on CompuServe (ppn 75036,2501) or Delphi (username MARCWA3AJR). As I write this, I am looking at another on-line service as well. Perhaps I'll write more on that one down the road, along with other goodies here on RTTY Loop. 

#### Companies Mentioned in this Column

Advanced Electronic Applications, Inc.  
(AEA)  
P.O. Box C2160/2006 196th St. S.W.  
Lynnwood WA 98036  
(206) 775-7373

Aero Data Systems  
P.O. Box 9325  
Livonia MI 48151  
(313) 471-1787

Buckmaster Publishing  
Rt. 3, Box 56  
Mineral VA 23117  
(703) 894-5777

InterFlex Systems Design Corporation  
P.O. Box 6418  
Laguna Niguel CA 92607-6418  
(714) 496-6639

MFJ Enterprises, Inc.  
Box 494  
Mississippi State MS 39762  
(601) 323-6551

Software Systems Consulting  
615 S. El Camino Real  
San Clemente CA 92672  
(714) 498-5784

Startek International Inc.  
398 NE 38th Street  
Ft. Lauderdale FL 33334  
(305) 561-2211

Uncle Wayne's Bookshelf  
73 *Amateur Radio Today*  
P.O. Box 3080  
Peterborough NH 03458  
(603) 924-4196  
(800) 234-8458  
(603) 924-8613 FAX

# SWISSLOG

NUMBER ONE IN EUROPE FOR A GOOD REASON. IT IS THE BEST YOU CAN GET ANYWHERE.

"It is impossible to describe the capabilities of SWISSLOG in the space allocated here. I can say with absolutely no reservations that it is the best logging program that I have ever seen, and am now using SWISSLOG myself".  
Dick Goodman, WA3USG  
(73 Magazine, June 1991)

"I have 9500 QSO's logged. I sure don't know what I would do without SWISSLOG. The QSL's are coming in stacks from the bureau, even though I have a QSL Manager. SWISSLOG is worth it just for that, let alone all the nice record keeping for DXCC and WPX etc".  
Paul Wyse, 5Z4FO Kenya

SWISSLOG DOES IT ALL. Log, Sort, Print QSL's & labels. Award tracking, MUF map with grayline. Go resident for packet. Conversion from K1EA, DXLOG etc. Too much to describe. IBM, 512K, HD reqd.

## MONEY BACK GUARANTEE

TO ORDER: SEND \$78 (\$75 + \$3 shipping).  
Include disk size, Call and phone #.  
N.Y. State include 7.5% Tax

Frank Greenhalgh, KD2LL  
10 Robbins Ave. Amityville  
New York, 11701  
(516) 598-0011

CIRCLE 133 ON READER SERVICE CARD

## DISCOVER LOW PRICES

PL-259 Nickel-Teflon, USA 69¢ ea. or \$15/25  
PL-259 Silver-Teflon, USA \$1.29 ea. or \$25/25  
PL-259 Gold-Teflon, USA \$1.49 ea. or \$30/25  
N Connector for 9913, 9088, CO-Flexi \$3.15

9088 International (like 9913, but better) 45¢  
CO-Flexi New! Flexible 9913-type, low loss for crank-up tower, rotators, HF-UHF 52¢  
CO-RG-5X MM 95% Solid, Type IIA Cover 23¢  
RG-3X 95% Braid, Premium Qual. 15¢  
RG-213 Mil-Type Prem. Coax 34¢

300 Ohm Poly Ladder-Line 13¢  
450 Ohm Poly Ladder-Line 13¢  
300 Ohm Heavy Twin 13¢  
72 Ohm Super Twin 29¢  
#14 Antenna Wire 8¢

Wire & cable  
Sale prices on 100' incr. only.

# RADIO WORKS

## BALUNS

Current-type  
Laboratory Developed  
Unequaled Specifications  
14 models for every application  
Superior Construction,  
Stainless hardware

B1-2K 1:1 2KW 'Current-Balun' \$17.95  
B4-1.5K 4:1 Low loss 1.5K 80-10M \$19.95  
Y1-4K Current-type Beam Balun 1:1 4KW \$24.95  
Remote Balun 4:1 Open-wire to coax Current-Balun \$28.95

(804) 484-0140

Free 80 page Discount Catalog. Everything for wire antennas, connectors, coax. Allow 4 - 6 weeks for Bulk mail delivery of Catalog or send \$2 for catalog by Priority Mail. Mention ad for these prices. Prices are subject to change. ADD SHIPPING - Call for COD. Visa & MC welcome. Give card #, exp. date, signature. VA residents add 4.5% Sales tax. See ad in QST and CQ.

DEALER INQUIRIES INVITED

Box 6159 • Portsmouth, VA 23703

CIRCLE 150 ON READER SERVICE CARD

## A Wide Selection of ARRL BOOKS

are available from

Uncle Wayne's Bookshelf.

See pages 94-95 of this issue  
and order the best of ARRL today!

# Budget QSLs

## \$39/1000

plus \$3.75 Shipping in U.S.

★ RAISED PRINTED ★  
BEAUTIFUL, GLOSSY INK

Thought you couldn't afford really good QSLs? These high quality RAISED PRINTED cards can be in your hands for only 4¢ each! Your choice of 4 colors of 67 lb. bristol stock: Gray, Yellow, Blue, Ivory. We print in blue ink in the format shown. If you don't want the state outline, we can remove it and make the callsign larger to balance the card. NO EXTRA CHARGE for ARRL logo, or extra wording if we have the room. Order with confidence, these are the best value in Ham Radio today! Your satisfaction is guaranteed. Send your check or call us if you have MasterCard or Visa.

Need a custom card? Call (318) 443-7261.



DENNIS  
WA5QMM

NETWORK  
QSL CARDS

P.O. Box 13200, Dept. 73  
Alexandria, LA 71315-3200  
(318) 443-7261 or FAX your order to:  
(318) 445-9940

CIRCLE 44 ON READER SERVICE CARD

# TNR - YOUR BATTERY STORE

## ICOM BATTERY INSERTS

BP-2	7.2v	500mah	\$14.00
BP-3	8.4v	270mah	\$15.00
BP-5	10.8v	500mah	\$21.00
BP-7	13.2v	500mah	\$23.00
BP-8	8.4v	800mah	\$21.00
BP-22	8.4v	270mah	\$22.00

## KENWOOD BATTERY INSERTS

PB-21	7.2v	200mah	\$12.00
PB-21H	7.2v	600mah	\$15.00
PB24 Tabs	9.6v	600mah	\$15.00
PB-25/26	8.4v	500mah	\$18.00

## YAESU BATTERY INSERTS

FNB-3/3A	10.8v	500mah	\$28.00
FNB-4/4A	12v	500mah	\$27.50
FNB-10	7.2v	600mah	\$15.00
FNB-11	12v	600mah	\$30.00
FNB-12	12v	500mah	\$30.00
FNB-17	7.2v	600mah	\$18.00

## MORE BATTERY INSERTS

Tempo S1 Early	270 mah	\$19.95
Tempo S2/4/5 Late	500mah	\$21.00
Standard BP-1	270 mah	\$19.95
Ten-Tec BP1	500mah	\$19.95
San-Tec #142#144 Tabs	600mah	\$22.00
Azden 300 Tabs	600mah	\$15.00
Bearcat	600mah	\$20.00
Regency MT1000 Tabs	600mah	\$15.00

## Super Packs For ICOM 2SAT, 4SAT, AND 24AT

BP83	7.2V	600mah	\$33.50
BP83-S	7.2v	750mah	\$38.00
BP84	7.2v	1000mah	\$50.00
BP84-S	7.2v	1400mah	\$60.00
BP85-S	12.0v	800mah	\$60.00

## YAESU complete packs

FNB-10	7.2v	600mah	\$34.00
FNB-11	12.0v	600mah	\$52.00
FNB-12	12.0v	500mah	\$45.00
FNB-12S	12.0v	600mah	\$48.00
FNB-14	7.2v	1000mah	\$48.00
FNB-14S	7.2v	1000mah	\$59.00
FNB-17	7.2v	600mah	\$35.00

\*FNB-2 10.8v 500mah  
\$19.00



SANYO 600MAH  
"AA" 1.50 each


## ICOM complete packs

BP-3	8.4v	270mah	\$33.00
BP-5	10.8v	500mah	\$42.00
BP-7	13.2v	500mah	\$60.00
BP-8	8.4v	800mah	\$60.00
BP-7S	13.2v	1200mah	\$59.00
BP-8S	9.6v	1200mah	\$59.00



## ICOM Replaceable AA battery holder

BP-BH	\$20.00
BP-BH with 8 NiCad cells	\$26.00



Shipping & Handling \$3.00  
Florida residents must add 7% sales tax

# TNR YOUR BATTERY STORE

279 Douglas Ave.  
Altamonte Springs, FL 32717

FREE CATALOG-DEALER INQUIRES WELCOME

ORDER TOLL FREE 800-346-0601 FAX 407-682-4469

CIRCLE 62 ON READER SERVICE CARD

73 Amateur Radio Today • November, 1991 65

# ABOVE AND BEYOND

## VHF and Above Operation

C.L. Houghton WB6IGP  
San Diego Microwave Group  
6345 Badger Lake Ave  
San Diego CA 92119

### Microwave PLL Brick Filters

The basic filter covered last month was the most inexpensive filter available—a tin can and a variable capacitor. This month I'll continue to cover filters and their applications as they pertain to microwave oscillator (brick) filters, in particular the modification for operation on the amateur band. This modification requires re-tuning the filter about 1 GHz lower in frequency.

The modification of the phase-locked oscillator's filter can involve a little bit of black magic, which I hope to unmask. It's easy to modify brick filters if you have a spectrum analyzer handy, but you can also adjust them to the desired frequency with a power meter. However, you can never be quite sure that it is providing proper harmonic output when completed.

### Power and Crystal Oscillators

Surplus brick oscillators were originally constructed for the commercial common carrier frequency bands 5.9–6.8 GHz and 10.7–12.7 GHz. These frequency bricks are of prime interest to amateurs for both the 6 and 10 GHz bands. The bandwidth of the original filter varies from 300 to 500 MHz at the 3 dB points. Whatever frequency brick you select, it must be electrically and mechanically sound.

The brick oscillator has a high power oscillator operating in the 1.2–2 GHz range with about 1/4 watt power output. This oscillator is compared to a crystal in the 90 to 108 MHz range and is phase-locked by a varactor control circuit to lock the high power oscillator to a harmonic of the crystal oscillator. This harmonic number is normally the 12th in a 6 GHz brick, and uses the 17th or 18th harmonic in a 10 GHz brick.

This power oscillator is adjustable with a cavity tuning screw to obtain phase-lock in reference to the crystal oscillator. The output from the power oscillator is then coupled to a step-recovery diode frequency multiplier, and the selected harmonic is passed by the output microwave filter. This is all part of the multiplier assembly, which is the top rectangular module under the blue label, as shown in Photo A.

The filter's job on this assembly is to attenuate all unwanted harmonics. The output of the SRD multiplier is rich in harmonics. The filter can be hundreds of MHz wide and still be effective. In a 10 GHz brick, it can reject the 16th and 18th harmonic and pass the 17th harmonic. Most bricks that you find will cover a wide variation in frequency, but electrically they are the

same. The big difference is where the filter is tuned, and for very high frequency operation some cavity dimensions are shorter. This makes modifying a 12.5 GHz brick a little harder than an 11.5 GHz brick.

Let's get into the modification details. I will modify a Frequency West brick. Though the principles of modification are also applicable to the California Microwave bricks, they require slightly different construction methods. Two different types of filters are used, and I will cover them both.

### The Frequency West Brick

The 10 GHz Frequency West brick I converted was originally set for operation between 10.750 GHz–11.750 GHz. I re-tuned it to 10223 MHz in the 10 GHz amateur band. In a 6 GHz brick the filter is re-tuned to 5.615 GHz, assuming you are using a 145 MHz multimode radio for the variable IF. This produces 10.368 GHz and 5.760 GHz, which is the upper mix products using a 2 meter transceiver for our IF.

The Frequency West PLL brick high power oscillator is pre-set to the low end of the filter passband, as evidenced by reduced output power. Adjust the filter slightly to increase power, repeating this procedure several times until the filter frequency is within the target frequency of 10.223 GHz.

In difficult cases, with the filter mistuned and no output signal, you have a problem. Real black magic is now at hand. Go slow and do not tune the filter in large steps. Remember which element (last adjusted) caused trouble, and return it to its prior setting before adjusting another element of the filter. When out of wack, it's quite hard to set up without good test equipment.

The brick will give a swept output when operating without a crystal. It is being swept by an internal housekeeping circuit used to obtain phase-lock whenever power is turned off and on. This sweep circuit is disabled automatically when the low frequency crystal is functioning.

### Modification Details

Begin the modification by removing the blue label on top of the unit, peeling it back slowly. This reveals four large screws recessed on the corners of the unit. Unscrewing the panel allows you to remove the multiplier assembly (required on some units). However, if your unit has a set of five Allen set screws held in place with lock nuts, you do not need to remove the multiplier to make the adjustments. But if your unit has only the Allen screws, you will need to remove the multiplier.

To unmount the multiplier, remove the four 6/32 bolts, lift the module up, and swing it around 180 degrees. After you complete the modification of the



Photo A. The Frequency West 6 GHz PLL brick. It's mechanically similar to the 10 GHz brick. Remove the blue label on top to access the filter adjust screws.

oscillator, reinstall the multiplier by reversing these directions. Then place the coupling probe back into the cavity port and hold it in place with a mounting screw, clamp, or several rubber bands.

When the unit is in this position you have access to the real tuning screws. (Note: Some units have an access plate on the back portion of the module which you must remove to give clearance to the inside Allen filter screws). The screws on top are lock screws (Allen head 0.035 inch), and the Allen screws on the inside of the multiplier assembly, just under the lock screws, are the filter adjusting screws.

Movement of the filter screws is not radical, and filter alignment will be facilitated with less than one turn of the set screw. Go slow. Unlock the locking screws first, and only then, when you are ready to observe power or output on a spectrum analyzer, make filter adjustments. I have not worried about passband results, just peak power output at the frequency of interest.

Once the proper frequency is reached, you can insert the crystal into the circuit and attempt phase-lock. The crystal is adjusted by turning a small variable capacitor while watching the "XTAL" lead on the side of the brick for DC voltage output. A voltage of about 0.5 VDC indicates that the crystal is oscillating. Adjust the cavity tuning screw while watching the "0" or phase-lock terminal. Normally, out-of-lock is a steady negative 10–13 volts. This voltage will jump to a value of between 2–13 volts. When in-lock, this voltage will follow small adjustments of the cavity tuning screw.

When phase-lock is obtained, you should be

near the exact microwave frequency desired. Slight adjustment of the low frequency oscillator circuit will obtain the desired results. This, of course, depends on the crystal being set to exactly the proper frequency. For example, in my brick I wanted a final frequency of 10.223 GHz (10223 MHz). This required a crystal of 100.2254902 MHz, the 102th harmonic of which is exactly 10.223 GHz. Close enough for government work.

Now, with phase-lock and proper frequency output, you can do a final adjustment on the filter for peak output, then lock the adjustments down. I usually obtain +7 to +10 dBm power output, plenty of power for a mixer at 10 GHz. Final adjustments take time, as you might have to jiggle both the filter




Photo B. The 10 GHz filter assembly. Note the 5-pole filter elements. The last element is connected to coax with an SMA output connector. When the filter is assembled, the five elements are next to and under the lock nuts of the five screws on top of the filter body. The filter elements are inside the filter body. Screws and lock nuts are under the blue factory label, and the four mounting holes are on the filter's edges.

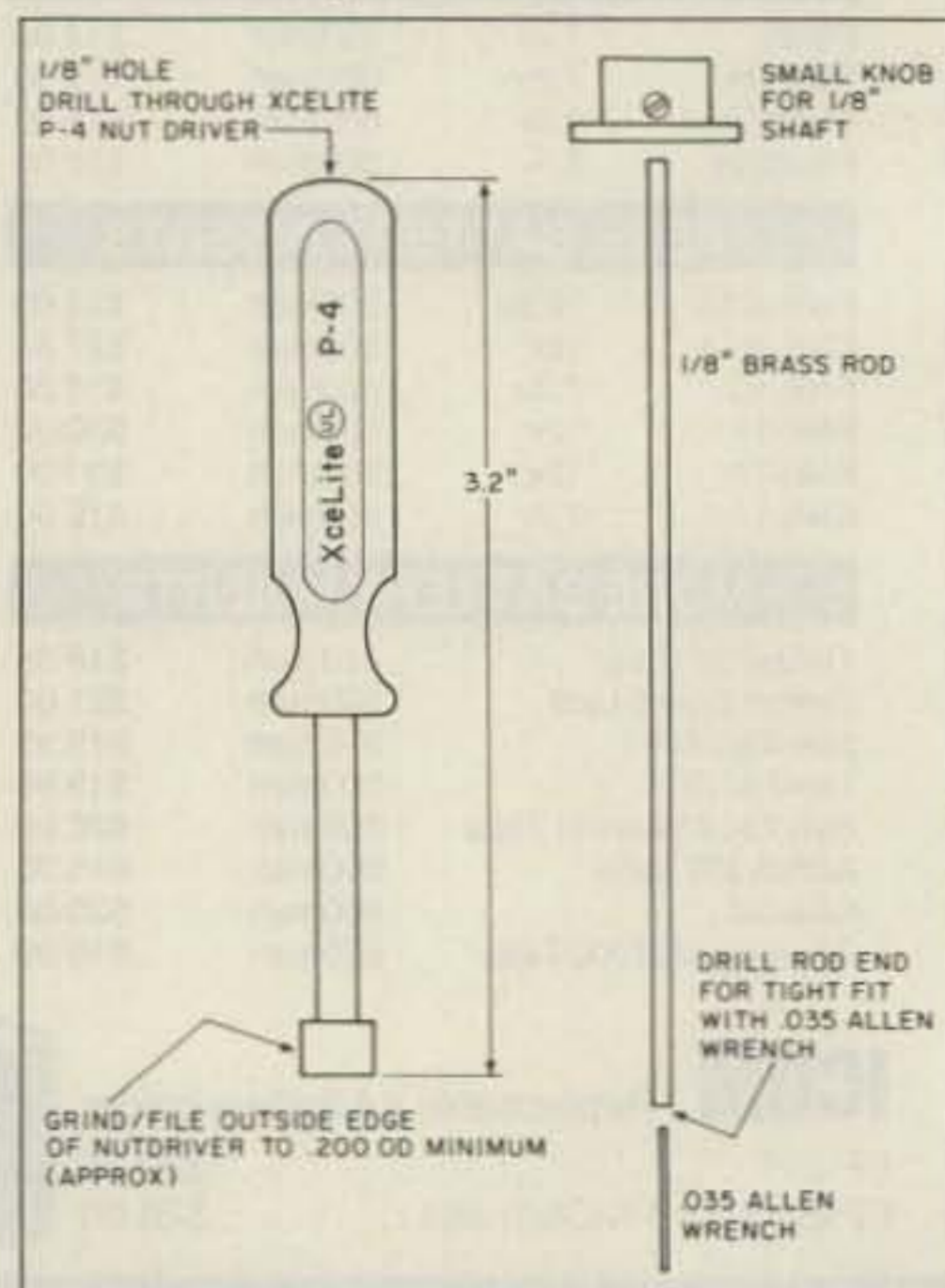


Figure. You can modify a nut driver to construct a tool for brick filter alignment.

Townsend Electronics

# RIG SAVER

- Allows you to safely mount your hand-held or mobile radio where you can see the controls.
- Vinyl coated adapter plate protects your radio.
- SlimLine \$24.95. Heavy Duty \$29.95 + \$3.00 S & H.
- Adaptable to nearly any vehicle or station use.
- Mounts on ANY single flat surface.



**1-800-338-1665**

P.O. Box 415  
Pierceton, IN 46562

CIRCLE 299 ON READER SERVICE CARD

## Do You Know Who's Calling When Your Phone Rings?

**THE CALL IDENTIFIER\*** has the Answer

- displays callers phone number when your phone rings
- stores phone numbers with date and time of call

**\$79.95** ppd  
check/money order

**SURVEILLANCE-COUNTERSURVEILLANCE EQUIPMENT CATALOG...\$5.00**

NEW!

**X-TRA LONG RANGE FM (voice) TRANSMITTER KIT** \$39.95 ppd (easy assembly)

**E D E** P.O. Box 337, Buffalo, NY 14226 (716) 691-3476

\* Check with your local Phone Co. for CALLER ID service availability

## FREE CATALOG!

Features Precision Tools, Tool Kits, Test Equipment



Jensen's new catalog features hard-to-find precision tools, tool kits, tool cases, test equipment and computer accessories used by sophisticated hobbyists, scientists, engineers, laboratories and government agencies. Call or write for your free copy today.



**JENSEN TOOLS INC.**

Dept. 158, 7815 S. 46th St.  
Phoenix, AZ 85044-5399 (602) 968-6231

CIRCLE 245 ON READER SERVICE CARD

## 1 ANTENNA = 9 BANDS

If you want just 1 antenna to handle up to nine HF bands, the **GARANT WINDOM ANTENNA** should be your choice. Our almost famous **GARANT WINDOM ANTENNAS** come in 3 lengths: 67 ft. for up to 5 bands; 137 ft/ for up to 8 bands; 225 ft. for up to 9 bands. Yes, one antenna with only one coax feedline can handle all 9 HF bands, i.e. 160-80-40-30-20-17-15-12-10M.

## NO TUNER NEEDED

That's right. If you install our antennas correctly, you will **NOT NEED A TUNER**. Numerous customers have confirmed this fact. The secret is in our special balun. It matches the low-impedance coax cable to the high-impedance windom-type antenna. All our antennas are available for use with 500W PEP or 2KW PEP power.

## HERE'S PROOF

Read what our satisfied customers say. All letters are held on file. **Fred W8YFK** on his **GD-92KW**: "It works great. Nine bands, **no external tuner.**" **Adrian KC4MTP** on his **GD-6/500W**: "It is so simple. Just turn on the transmitter and start sending. **No tuner needed.**" **William VO1MV** on his **GD-8/500W**: "I have found it to perform well. I am pleased to have an all-band antenna with no traps and **no tuning required.**" **Don NOIGE** on his **GD-8/500W**: "This is my only antenna for 10 to 80 meters. What a great performing antenna. I am very pleased." **Charles W9JLZ** on his **GD-8/500W**: "The Garant antenna performs very well on all bands. Great antenna. Get great signal reports."

Write, phone or fax today for our complete date report, price list and more quotes from satisfied customers. We ship worldwide and accept VISA & MASTERCARD at no extra cost.

## ALLBAND RADIO PRODUCTS

3378 - 7D10 Douglas Street  
Victoria, B.C. Canada V8Z 3L3  
Phone Hotline: 1-604-361-1224  
Fax Hotline: 1-604-383-5454



Talk With The Knowledgeable People At

## QUEMENT ELECTRONICS

We Carry A Full Line Of Popular And "Hard To Find" ICOM Products!



IC-229A ... \$396  
Compact 2M Mobile

- IC 901A Mobile Transceiver ..... \$929
- UX-39A 220 Mhz band unit ..... \$309
- UX-49A 440 Mhz band unit ..... \$328
- UX-29H Hi Power 2m band unit ..... \$328
- IC970H All mode 2m 70cm base ..... \$2699
- UX-R96 Receiver unit ..... \$389
- IC-3220A Compact 2m/70cm mobile unit ..... \$579

Since 1933, we have been providing expertise and quality products to generations of hams.

If you're in the Bay Area, stop by:

**1000 SOUTH BASCOM AVE.,  
SAN JOSE CA 95128  
Call Us At (408) 998-5900**

CIRCLE 132 ON READER SERVICE CARD

# NOW YOU CAN AFFORD THE BEST!

Engineered for the Ham, The Finest in Crank-Up, Free-Standing or Guyed Towers from Tri-Ex. For over 30 years, the **INDUSTRY** standard-backed up with Defense and Aerospace technology.

**MW SERIES**  
Self-supporting when attached at first section—will hold normal Tri-Band beam; 25', 33', 50', and 65' heights.

**W SERIES**  
Aerodynamic tower designed to hold 9

square feet in a 50 MPH wind. 3 models at 36', 51', and 67' heights.

**LM SERIES**  
"W" brace motorized tower. Holds large antenna loads. Models at 37', 54', and 70' heights.

**TM SERIES**  
Tubular construction for larger antenna loads at 70', 90', and 100' heights. Free standing, with motorized operation.

• TO ORDER CALL 1-800-328-2393  
• TECH SUPPORT: (209) 651-2171 EXT. #73  
• FAX NUMBER: (209) 651-5157



**Tri-EX TOWER CORPORATION**  
Visalia, California

CIRCLE 22 ON READER SERVICE CARD

and lock screws. There is some displacement of the adjustment screw when the lock screw is tightened, and both screws must be done together or all is for naught. Balance the lock screw's action with the adjust screw; it's a matter of feel, and you will see what I mean when you try it.

#### Adjustment Tool

It's difficult to adjust the screw and lock nut with an Allen wrench and a pair of pliers. To overcome this problem, I constructed a two-stage tool by modifying a standard nut driver that fits the lock nut. See the figure for details. The nut driver is modified by first drilling a hole about 1/8-inch in diameter through the length of the plastic handle so a solid brass rod can be inserted through the nut driver, handle and all. I used an Xcelite™ P-4 nut driver (0.129-inch hex head nut driver).

In turn, the brass rod is drilled on one end to accept the 0.035-inch Allen wrench. Brass is soft; under-drill the hole slightly, at about 0.032 inches, so the Allen wrench will fit tightly. The hole

will expand slightly to accommodate it. On the other end, attach a small knob to the shaft. Use the nut driver to unlock the lock nut, and the Allen screw to adjust the filter element. While holding alignment steady, the lock nut is turned tighter. You will have to do this several times to obtain maximum output on each filter element.

The procedure is the same for those bricks with top locking screws and a side filter. In this model, you may have to use two Allen wrenches. On both filter assemblies there is a small potentiometer that should be left alone unless you have high output on 11 as well as 10 GHz. This is the bias adjust for the SRD multiplier diode. It's best adjusted while watching the oscillator on a spectrum analyzer for minimum high harmonic output.

And that's it. If you removed the multiplier assembly, reassemble it by rotating it 180 degrees and replacing the four screws that you originally removed. The probe into the RF compartment is self-centering.

A small rubber boot can be made to

cover the crystal, forming an insulator for the oven assembly. You can construct one out of about an inch and a half of monkey rubber tape, which is available at most hardware stores. When stretched slightly, the tape will adhere to itself. I wrap it around the crystal heater and fold the excess on top of the crystal, making a little box affair to shield the crystal from draft and maintain temperature stability.

#### Brick Availability

These surplus brick oscillators are being removed from commercial telephone service. As more and more older systems are being replaced with digital and light guide facilities, surplus channels will acquire more and more of these oscillators and other high quality microwave components useful to the amateur microwave technician.


I have picked up a small quantity of the 10 GHz phase-locked brick oscillators, and will make them available for \$50 postpaid in the U.S. If you want me to re-tune the output filter to 10.223

GHz, I will be glad to do so for an additional \$15. It takes about a half hour to completely tune one up.

By the way, the crystal used in these oscillators is available from International Crystal Co. and costs about \$20. Specify Frequency West part #585132 and the type of brick you have, such as Frequency West 54XOL output frequency 10.223 GHz.

Other articles in 73 have covered these brick oscillators. Check out June and July 1990 for temperature control and typical internal crystal oscillators. Full details with block diagrams covering a 5 GHz brick were in the September 1990 "Above & Beyond" column. For the 10 GHz brick system, see this column in the December 1989 issue.


That's it for this month. I'm getting ready for the 10 GHz ARRL contest and will update you on operations and any unusual happenings. As always I will answer questions concerning microwave and related topics. Please enclose an SASE for prompt reply.

73 Chuck WB6IGP 

Number 19 on your Feedback card

Spend your advertising dollars wisely.  
Call the 73 advertising staff at  
**1-800-225-5083.**

## the PackeTwin™ System



The PackeTwin data radio system, with integrated 9600 bps radio modem (G3RUH/K9NG compatible) and a 440 Mhz radio (antenna not included).

The PackeTwin is a high performance, dual-channel, sync/async PC interface card for data radio systems, with TCP/IP and AX.25 software (executable and driver sources provided.) Speeds of 1200 to 1 Mb/sec operation utilizing full duplex DMA. RS-422, RS-232, and TTL. The PackeTwin data radio is a single channel, half-duplex, crystal controlled unit delivering 2 watts output available in the 430-450 Mhz and 450-470 Mhz frequency ranges.



623 Palace Street,  
Aurora, Illinois 60506  
Phone: (708) 897-9346  
FAX: (708) 844-0183  
Email: info@gracilis.com



In Australia Contact BLAMAC Services P/L, Cooma NSW,  
Tel. 064-523112

CIRCLE 291 ON READER SERVICE CARD

# HAM HELP

## Your Bulletin Board

We are happy to provide Ham Help listings free on a space available basis. To make our job easier and to ensure that your listing is correct, please type or print your request clearly, double spaced, on a full (8½" x 11") sheet of paper. You may also upload a listing as E-mail to Sysop to the 73 BBS /Hamhelp SIG. (2400 baud, 8 data bits, no parity, 1 stop bit. (603) 525-4438). Use upper- and lower-case letters where appropriate. Also, print numbers carefully—a 1, for example, can be misread as the letters l or i, or even the number 7. Please remember to acknowledge responses to your requests. Thank you for your cooperation.

Can anyone help a DXer to get some old-fashioned transmitter and modern-day shortwave sets? A Yaesu FRG-8800, any HW101 homebrew 21 MHz CW transmitter, and a 21 MHz shortwave, would do good for DXing. Thanks. Mac Arthur Herman Moore KA3LLY, 5230 Heston St., Philadelphia PA 19131.

Wanted: Schematic and/or manual for Eico Model 315 Signal Generator. Will pay copy and mailing costs. Larry Keith KF8BX, 4251 Meadowsweet Dr., Dayton OH 45424. Telephone: (513) 233-1148.

I need a schematic for a Regen-

cy HR2-A 2m FM radio for a new ham in my radio club. Please send reply to Steve Lempke WA1MZL, 1538 N. Main St., Fall River MA 02720 or call (508) 675-9923 after 5:30 PM EDT. Thanks.


Donations needed for an expedition: 6 meter SSB-CW rig, 100 W S.S. Amp & Beam, 2 m SSB-CW rig, 150 W output amp., 1 super-long yagi. Purpose is to give out new countries on 2 meter EME. Please send packages (marked "GIFT") to PS7KM, Karl Mesquita Leite, Box 385, 59000, Natal, RN. Thanks, from John WB8IGY of Cincinnati OH.

Wanted: Schematic and Manual for the Motorola U43HHT Low Band Rig, Receiver and Transmitter. Please mail to 9Y4VU, Franklin Brooker, 43 Seaview Dr., Battoo Lands, Mirabella, Trinidad.

Wanted: August 1984 QST magazine or copy of the article entitled "Some Basics of VHF Design and Layout." Also, service manuals for Uniden HR-2600 and Heath HWS-2 HT. Glenn KB5AYO, RT. 1 Box 580-B, Reserve LA 70084.

Varian G-10 Chart Recorder. Need schematic and/or manual. I intend to solid-state it. Will pay copying and postage. Brian WA5PPO, 6848 E. 45 St., Tucson AZ 85730-2214.

**WHEN DOES ONE EQUAL TWO?**  
WHEN IT'S A TAD M8 FM TRANSCEIVER  
COMMERCIAL & AMATEUR BANDS IN ONE UNIT




- Ideal for MARS, Vol. Fire, EMT, B'cast RPU, Police, etc.
- Fully Field Programmable
- 99 Channels
- True 40 Watt Power
- Extremely Rugged
- Shipped Complete w/Mike, Mobile Slide Mount & Power Cable
- Base Station P.S. Mobile Antennas etc. in stock
- Multi Function LCD display
- Frequency Range 138-174 or 430-480 mHz
- FCC & DOC type accept.
- Low Cost DTMF mike avail.
- Overnight Shipping Available

Dealer Inquiries Invited  
**AXM Incorporated**  
11791 Loara St.  
Garden Grove, CA 92640-2321  
Write or Call 714-638-8807 for immediate information  
CIRCLE 243 ON READER SERVICE CARD

**PORTA-LINK™ For All ICOM® Handhelds**

The PORTA-LINK can easily be plugged into an ICOM Handheld. Simple VOX design uses only the speaker jack and microphone input.

- Use SINGLE as low power hamfest or emergency repeater.
- Use DUAL as two-way crosslink or one side as repeater.



Use as one-way crosslink or repr. Handie Talkies not included.

**PORTA-LINK SINGLE — \$29**  
**PORTA-LINK DUAL — \$65**  
IL deliveries, 6.5% tax.  
S/H—\$2.75. C.O.D.—\$6.50.

**M. BOHNHOFF**  
P.O. Box 1243 • Wheeling, IL 60090  
(708) 918-7330  
\*ICOM reg. ICOM U.S.A. not M. Bohnhoff  
CIRCLE 284 ON READER SERVICE CARD

**1992**



**Throw away your magnifying glass...**

Find: **W2NSD**

Wayne Green II  
WGE Center  
Peterborough NH 03458

Born: 1922  
Class: Advanced

Save Print



**Iron Powder and Ferrite Products**

Fast, Reliable Service Since 1963



**Small Orders Welcome**  
**Free "Tech-Data" Flyer**

Toroidal Cores, Shielding Beads,  
Shielded Coil Forms, Ferrite Rods,  
Pot Cores, Baluns, Etc.

**AMIDON Associates**

2216 East Gladwick Street, Dominguez Hills, California 90220

Telephone: (213) 763-5770 FAX: (213) 763-2250

CIRCLE 4 ON READER SERVICE CARD

**SPY ON THE EARTH**

See on your computer screen what 6 or more U.S., Russian and Japanese satellites see. Make money many ways. Makes a terrific science project. We manufacture and sell all the equipment you need. In business since 1956.

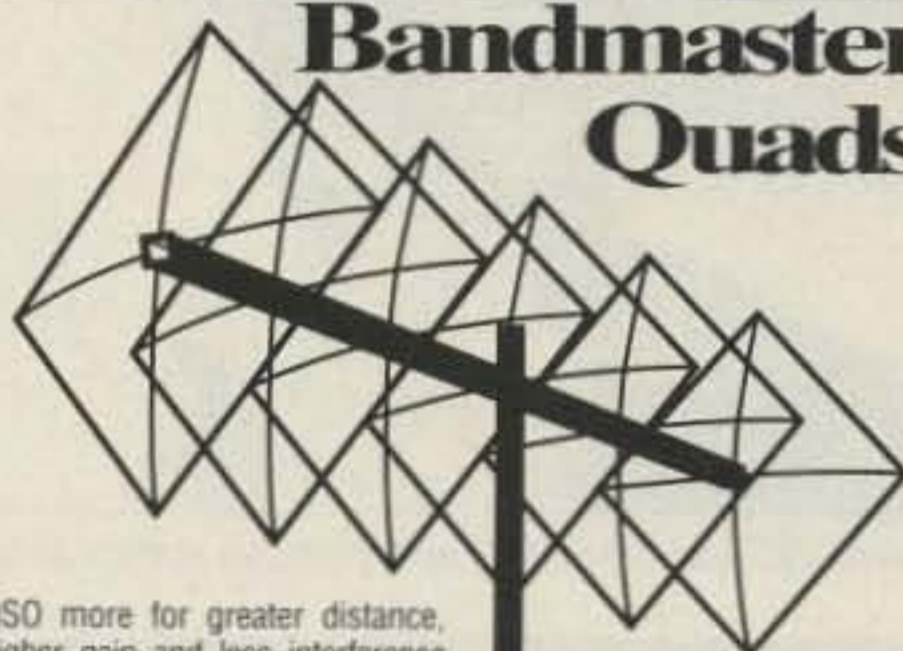
For complete details dial our electronic bulletin board anytime. 300-2400 baud. Modem configuration: 8 bits, 1 stop, no parity: (718)-740-3911. Voice 8AM-1PM: (718)-468-2720.

Or send \$10 for fantastic 5 disk program set for your IBM-PC.

**Vanguard Labs**

196-23 Jamaica Ave., Hollis NY 11423

**Bandmaster Quads**



QSO more for greater distance, higher gain and less interference with AAE Bandmaster Quads. Call or write today for free brochure on the world famous UHF, VHF, HF 2, 3, 4, and 6 element quads. •All-fiberglass construction •Rugged engineering •All weather •Highly directional •Excellent F/B •Packet powerhouse •Tool-free assembly •1 year replacement warranty •VISA or Mastercard welcome •Custom orders. **Alabama Amateur Electronics** •3164 Cahaba Heights Road •Bham, AL 35243  
**205 967-6122**

CIRCLE 253 ON READER SERVICE CARD

**HamBase™**

database software

- Contains over 500,000 US calls.
- Instantly retrieves to screen or file.
- PC and Macintosh versions.
- Runs with or without a hard disk.
- Edits and prints address labels.
- Exports data to ASCII format.

- \* WHamBase for Windows users.
- \* HBPopup TSR pops up with user selectable hotkeys. Transfers name and address to keyboard buffer.

• Demo disk \$5 (refundable with order) or download demo from CompuServe: GO HAMNET (library 12)


Macintosh 800K disks 79.95  
PC 1.44 Meg 3.5" disks 79.95  
PC 1.2 Meg 5.25" disks 69.95  
WHamBase (program only) 19.95  
HBPopup (program only) 19.95

UPS Shipping included.

CA residents please add sales tax.

1992 Version will ship January 15.  
Credit cards will be billed on ship date.

**j•Com**



P O Box 194 T • Ben Lomond • CA 95005  
(408) 335-9120 • FAX 335-9121

CIRCLE 270 ON READER SERVICE CARD

**ATV CONVERTERS • HF LINEAR AMPLIFIERS**

DISCOVER THE WORLD OF FAST SCAN TELEVISION



**HF AMPLIFIERS per MOTOROLA BULLETINS**

Complete Parts List for HF Amplifiers Described in the MOTOROLA Bulletins.

AN758 300W \$160.70	ED63 140W \$ 88.65
AN762 140W \$ 93.25	EB27A 300W \$139.20
AN779L 20W \$ 83.79	EB104 600W \$448.15
AN779H 20W \$ 93.19	AR305 300W \$383.52
AR313 300W \$403.00	

**UNIVERSAL DIGITAL FREQUENCY READOUT**

TK-1 (Wired/tested) \$149.95

**HEAT SINK MATERIAL**

Model 99 Heat Sink (6.5x12x1.6) \$ 22.00  
CHS-6 Copper Spreader (8x6x1/4) \$ 18.00

**NEW!! 1K WATT 2-50 MHz Amplifier**

**POWER SPLITTERS and COMBINERS**

600 Watt PEP 2-Port	\$ 69.95
1000 Watt PEP 2-Port	\$ 79.95
1200 Watt PEP 4-Port	\$ 89.95

**100 WATT 420-450 MHz PUSH-PULL LINEAR AMPLIFIER — 55B-FM-ATV**

KE867—PK (KIT)	\$159.95
KE867—PCB (PC Board)	\$ 18.00
KE867—1 (Manual)	\$ 5.00

We also stock Hard-to-Find parts

CHIP CAPS—Kemet/ATC  
METALCLAD MICA CAPS—Unelco/Semco  
RF POWER TRANSISTORS  
MINI-CIRCUIT MIXERS  
SBL-1 (1-500MHz) \$ 6.50  
SBL-1X (10-1000MHz) \$ 7.95  
ARCO TRIMMER CAPACITORS  
VK290-20/4B RF Chokes \$ 1.20  
56-590-65-3B Ferrite Bead \$ .20  
Broadband HF Transformers

Add \$ 3.50 for shipping and handling.

**AMATEUR TELEVISION CONVERTERS**

ATV2 420-450	\$ 44.05 Kit
ATV3 420-450 (GaAs-FET)	\$ 49.95 Kit
ATV4 902-928 (GaAs-FET)	\$ 59.95 Kit

**AUDIO SQUELCH CONTROL for ATV**

SIL \$ 39.95 Kit

**2 METER VHF AMPLIFIERS**

35 Watt Model 335A	\$ 79.95 Kit
75 Watt Model 875A	\$119.95 Kit

Available in kit or wired/tested

For detailed information and prices, call or write for our free catalog.

We ship worldwide.



**CCI Communication Concepts Inc.**

508 Millstone Drive • Xenia, Ohio 45385 • (513) 426-8600  
FAX 513-429-3811



WE SHIP WORLDWIDE

CIRCLE 99 ON READER SERVICE CARD

# HAMSATS

## Amateur Radio Via Satellite

Andy MacAllister WA5ZIB  
14714 Knightsway Drive  
Houston TX 77083

### Satellite Operation Today

A decade ago, few would have believed the day would come when there would be so many operational amateur radio satellites that one could be above a station's horizon almost continuously. Today we have 13. If you count the Russian space station *Mir*, with its 145.55 MHz packet BBS, we have 14. With multiple transponders on most of the spacecraft, satellite chasers have many options ranging from HF to microwave activity.

Although some might consider the HF transponders on RS-12 and RS-13 for relatively short-range contacts, others have found them to be a medium for worldwide communication. Using the Mode K transponder on RS-12 (uplink 21.210–21.250 MHz, downlink 29.410–29.450 MHz), over-the-horizon DX is possible when skip conditions permit it. A complete frequency chart for RS-12/13 is in the May 1991 "Hamsats."

For the UHF and microwave enthusiast, the Mode S transponder on AMSAT-OSCAR-13 (uplink 435.603–435.639 MHz, downlink 2400.711–2400.664 MHz) has provided many opportunities to work with 2.4 GHz equipment and make worldwide contacts via satellite.

Most satellite chasers prefer Mode A (2 meters up and 10 meters down) via RS-10/11 or Mode B (70cm up and 2 meters down) via A-O-13 or A-O-10. While RS-10/11 is in a low-earth orbit (several hundred miles high), A-O-13 and A-O-10 are in highly-elliptical orbits, traveling out past 20,000 miles at apogee, the orbit's farthest point from the earth. Even though the elliptical orbit satellites have gain antennas and high power transponders, ground stations will need quality antennas and expensive equipment for easy contacts. The RS-10/11 station is usually less complex, but the satellite's coverage is also less, due to the lower orbit.

Since the launch earlier this year of RS-14, also known as RADIO-M1, RUDAK-2 or AMSAT-OSCAR-21, hams have had a Mode B transponder in low-earth orbit requiring only omni antennas like ground planes for consistent contacts via satellite. The May 1991 "Hamsats" also had a frequency chart for this hamsat.

### Simple Earth Stations

Getting active via satellite can be easy. To work RS-10 Mode A, all that is required is a good 10 meter receiver with a dipole and a 2 meter transmitter capable of CW or SSB with an omnidirectional antenna.

Some FM rigs are capable of CW

uplink by keying the microphone push-to-talk switch, but many will exhibit excessive chirp with this method. It's worth a try. An alternative is a used, multimode 2 meter rig. One can usually be found for a few hundred dollars at a swapfest. Inexpensive older rigs to look for include the Kenwood TS-700A, the Yaesu FT-480R and the ICOM IC-251. A simple quarter-wave ground plane antenna for 2 meters can be purchased or made from coat hangers and a SO-239 connector. The Lakeview Co. model GP-10-2 by WD4BUM is a very nice ground plane that can be quickly assembled for easy portable operation. Another good choice would be the MAX System ground plane antenna from Cellular Security Group.

On a recent trip out west, I used a Lakeview antenna for many successful contacts via RS-10. My uplink power was about 10 watts through 20 feet of RG-8 coax. For the downlink, I stretched a dipole made from hook-up wire between two trees. The feedline was a short run of RG-58 to a Uniden HR-2510. Although a small MOSFET preamplifier was available, it was not necessary for most contacts. A 12 volt power supply powered the radios, but a battery would have done the job as well.

Operation via the Mode B linear transponder on A-O-21 proved to be just as easy as A on RS-10. Ten watts to the 440 MHz version of the Lakeview ground plane proved sufficient for quality contacts whenever the satellite was above the horizon. A GaAsFET preamplifier was employed for the 2 meter downlink. It wasn't necessary, but it helped during times when the satellite was low in the sky.

Although I didn't try it during the

western trip, mobile operation should do very well on A-O-21. A single quarter-wave whip for 2 meters could be used for both 70cm uplink and 2 meter downlink. A diplexer would be needed, but they have become very common in recent years due to the popularity of dual-band mobile operation through FM repeaters. For those interested in building their own, the September 1989 issue of *Ham Radio* presented a very simple, easy-to-build diplexer in the "Ham Notebook" column.

The success of A-O-21 activity with nothing more than ground plane antennas was inspiring. AMSAT-OSCAR-13 was oriented to provide excellent signals after apogee (when the satellite is closer) rather than during. I had been able to hear conversations in the pass-band with the ground plane and preamp, so I tried the 70cm uplink. Signals were so weak I could barely hear my own CW, but it was there. After several attempts at contacts, a very patient WD6EPV came back with an answer to my call. Ten watts to a ground plane is not much for contact via a satellite 15,000 miles away, but it will work under optimum conditions, and if the operator on the other end has a good system and an excellent ear.

### Other Simple Systems

It's not necessary to see how small an antenna system can be and still work for satellite activity. A few hams have put their stations in backpacks and used shoulder-mounted beams to make contacts via the high-orbit hamsats. Others have had simple, yet effective, stations on boats, and several have tried mobile satellite work. Field Day is another opportunity for innovative installations.

The idea is to use available equipment to make contacts via satellite, and add system improvements for more serious efforts as time and money allow. An omnidirectional antenna on 2 meters can be the beginning of a home satellite system with the inclusion of almost any 10 meter rig and antenna. For that matter, the simple 2 meter home antenna could be immediately put to good use making contacts with U5MIR-1, the packet BBS on *Mir* (145.55 MHz FM simplex). Similarly, signals from DOVE-OSCAR-17 and UoSAT-OSCAR-11 can be monitored with simple systems tuned to 145.825 MHz FM.

The addition of at least one beam antenna with azimuth and elevation control marks the beginning of serious satellite activity. Expensive computer-controlled rotators are not necessary. Jack KA5DNP, author of "The Field Day Special—the 'Ray Gun'" in the June 1990 issue of 73, doesn't use rotators at all, and has DXCC via satellite. Older TV rotators provides excellent service if you need remote control or who wish to pursue fast-moving, low-orbit birds. **73**




Photo A. WA5ZIB and WA5WOD with portable station in central Texas.






Photo B. Typical Field Day satellite antenna system for 2m and 70cm.



## THE ANTENNA EXPERIMENTER'S GUIDE

(ISBN 0-9516624-0-3) by Peter Dodd G3LDO.

200 pages, 120 illustrations, includes material not previously published. Building RF test equipment, antennas and masts. Antenna optimizing and modeling. Computer measurement & modeling.



Price \$15, P & P \$2 surface mail, \$5 air mail. Cash or Visa  
37 The Ridings, East Preston, West Sussex BN16 2TW, U.K.  
Tel 011 44903 770804

CIRCLE 92 ON READER SERVICE CARD


## THE TINY TAD

Legal for commercial/amateur

AVAILABLE in 138-174 MHz  
or 440-470 MHz  
Call for special prices




- Sized for smaller cars & smaller budgets
- Use for police, fire, MARS, CAP, EMT, etc.
- 40 channels—25 watts
- Fully field programmable
- Rugged as the renowned M-8
- Wideband antennas, power supplies and other accessories available at reasonable prices. Dealer inquiries encouraged.
- Priority Channel w/scan
- Wideband: 26 MHz-VHF, 30 MHz-UHF
- FCC type accepted for commercial service
- Shipped with UP/DOWN mike, mobile mount and power cable.
- DTMF mike available



### AXM INCORPORATED

11791 Loara St., Suite B  
Garden Grove, CA 92640-2321  
CALL 714-638-8807 or  
FAX 714-638-9556 for immediate attention



CIRCLE 243 ON READER SERVICE CARD

## 1991 CALL DIRECTORY (On Microfiche)

Call Directory ..... \$10  
Name Index ..... 10  
Geographic Index ..... 10

All three — \$25

Shipping per order \$3

### BUCKMASTER PUBLISHING

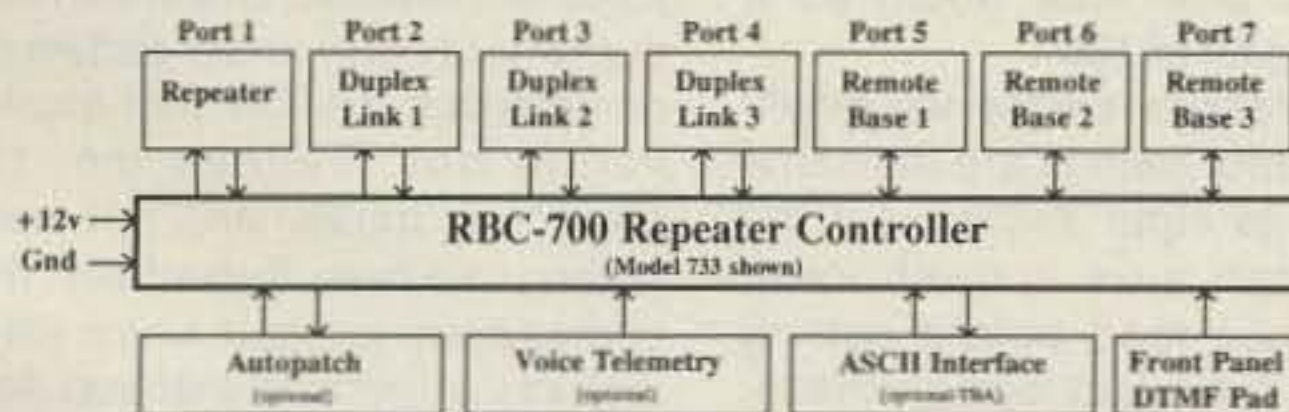

Mineral, Virginia 23117

703: 894-5777 800: 282-5628

CIRCLE 7 ON READER SERVICE CARD

## MULTIPLE REPEATER - LINK - REMOTE BASE CONTROLLER

Finally a controller that has solved control and audio interconnect problems between multiple radios. Your radio system can grow to multiple sites and stretch for hundreds of miles - and yet any radio can be fully controlled from any designated input.



The RBC-700 Repeater Controller is designed to support Repeater systems that require multiple radios connected together at a site. The RBC-700 utilizes a true 7 x 7 audio matrix switch which allows several conversations between ports at the same time. In the illustration above the 733 model is supporting a Repeater, 3 Duplexed Links to different sites, and 3 Remote Bases. Using simple commands, a user could tie the Repeater and a Remote Base to one Link, while the other Links are communicating through your site, holding separate conversations. Or, connect all of the ports together - like a big party line !!

Several models are available and are software configurable to support up to 3 Repeaters, 5 Duplexed Links, and 4 Remote Bases. A group or club can start with the basics and expand their controller anytime by simply adding boards and software. Free software upgrades for one year after delivery. Finally, a real controller for the Linked system operator !

Multiple Independent Repeater control  
Up to 5 Duplexed Links  
Up to 4 different Remotes  
Recorded Natural Speech Telemetry  
Programmable Macros  
Connect / Disconnect multiple Ports  
Internal Receiver Squelch processing

Easy servicing  
Integrated Autopatch  
Expand at any time  
Programmable Scheduler  
+10v to +14v Supply  
Standard 5.25" Rack Mount  
Card-Cage design

### Palomar Telecom, Inc.

300 Enterprise St. Suite E • Escondido, Ca. 92025 • (619) 746-7998 • Fax (619) 746-1610

CIRCLE 264 ON READER SERVICE CARD

## KITS • KITS • KITS

Amateur TV, FM Stereo Transmitters & Receivers,  
Receiving Converters, Infrared Equipment,  
Video Devices, Audio, VLF to UHF,  
Unusual Items, Difficult to Find  
All Published, Engineered, Tested and Proven Designs  
Thousands of Satisfied Customers  
Technical Assistance Available

Send SASE to: North Country Radio • Box 53-A  
Wykagyl Station • New Rochelle, NY 10804  
Tel: (914) 235-6611 • FAX: 914-576-6051

CIRCLE 246 ON READER SERVICE CARD

## DIGITAL VIDEO STABILIZER

### ELIMINATES ALL VIDEO COPYGUARDS

While watching rental movies, you will notice annoying periodic color darkening, color shift, unwanted lines, flashing or jagged edges. This is caused by the copy protection jamming signals embedded in the video tape, such as Macrovision copy protection. The DIGITAL VIDEO STABILIZER: RX2 completely eliminates all copy protections and jamming signals and brings you crystal clear pictures. Warning! The RX2 is not intended to copy copyrighted video tapes. 1 year warranty. 30 DAY MONEY BACK GUARANTEE.

\$59.95

( \$4 P&H )  
VISA, M/C,  
COD.



1-800-445-9285 FREE 20 page Catalog  
SCO Electronics Inc. Dept. C73111  
581 W. MERRICK RD. VALLEY STREAM, NY 11580

CIRCLE 182 ON READER SERVICE CARD

## TNT Today's No-Tune Multiband Antenna

No pruning. TNT is No-Tune on 80 cw, 40, 20, 17, 12, 10. TNT/2 is No-tune on 40, 20, 10. Work other bands w/ tuner. DX & Gain rise w/ frequency. Ready to Use. Includes isolation balun & 99 ft RG8x.

No tuning. 40, 20, 17, 12, 10. TNT/2 is No-tune on 40, 20, 10. Work other bands w/ tuner. DX & Gain rise w/ frequency. Kink-Proof. Wx-Sealed. Low Noise.

No knobs to twist. TNT/2 is No-tune on 40, 20, 10. Work other bands w/ tuner. DX & Gain rise w/ frequency. No Traps or Resistors. Insulated to 3000 V. Rated 500 Watts.

The modern coax-fed version of the classic off-center fed window.

Technote 126--\$6.95 ppd

Antennas West  
Box 50062S, Provo, UT 84605

TNT Window 135 ft. long PAH \$89.95 +\$6  
TNT/2 Window 67 ft. long PAH \$79.95 +\$7

Order Hotline 800-926-7373

CIRCLE 135 ON READER SERVICE CARD

# BATTERIES

Nickel-Cadmium, Alkaline, Lithium,  
Sealed Lead Acid For Radios, Computers,  
Etc. And All Portable Equipment

YOU NEED BATTERIES?  
WE'VE GOT BATTERIES!

CALL US FOR FREE CATALOG



## E.H. YOST & CO.

7344 TETIVA RD.  
SAUK CITY, WI 53583  
(608) 643-3194  
FAX 608-643-4439

CIRCLE 114 ON READER SERVICE CARD

## HIGHLY EFFICIENT AND BROADBAND BALUNS AND UNUNS

Available as do-it-yourself kits and  
packaged and tested units

- Baluns and ununs matching 50 ohms to impedances as low as 3 125 ohms and as high as 800 ohms
- Specified efficiencies: 95% to 99% (depending upon impedance-levels).
- Designs optimized for bandwidth, efficiency, impedance-level and safety margins.
- Power categories: (conservative ratings)  
Low-power: 150 watts continuous  
High-power: 1 KW to 5 KW continuous
- 48 design kits available from our 58 page handbook.
- New designs upon request (assuming feasibility)
- Each DO-IT-YOURSELF KIT includes data sheet, construction techniques, circuit diagrams, photographs and all components.
- PACKAGED and TESTED units come with unconditional money back guarantee for 1 year.




## W2FMI



These baluns and ununs (unbalanced-to-unbalanced transformers), exclusively designed by Dr. Jerry Sevick, W2FMI, are improved versions of those described in his book Transmission Line Transformers, 2nd ed. (Newington: ARRL, 1990). Therefore, many new and useful transformers are readily made available. Some examples are baluns and ununs with transformation ratios of 1.5:1, 2:1, 6:1 and 12:1. Many multimatch ununs are also included.

For a free catalog and a list of 48 designs contact:

AMIDON ASSOCIATES INC.



TEL: 213-763-5770

FAX: 213-763-2250



P.O. Box 956, Torrance, CA 90508

CALL TODAY FOR A  
LIMITED INTRODUCTORY  
OFFER

CIRCLE 4 ON READER SERVICE CARD

You  
can  
sub-  
scribe  
to  
73  
by  
phone.  
Call  
1-800-  
289-  
0388.

# ASK KABOOM

Michael J. Geier KB1UM  
%73 Magazine  
Forest Rd.  
Hancock NH 03449

## Everything To Gain

Before we get to this month's topic, let me direct you to the table on page 73 listing those parts source addresses I promised last month. By no means does this list include all of the mail-order outfits out there, but it should give you a starting point. By the way, these names all come from catalogs I have here in my home lab. You, too, can get these catalogs, and most of them are free. I strongly recommend that you get as many as you can.

Now for our next topic: GAIN. What is it, and why is it so important? The foundation of modern electronic technology, including radio, television, the digital computer, and virtually anything else you can think of, is the ability to make a small signal bigger! Without that crucial function, we'd be back to crystal sets and ear-phones. We call this function

## The Tech Answer Man

"gain," and the devices which perform it "amplifiers."

I'll go out on a limb here by stating that the first device capable of signal gain was the triode tube, invented by Lee DeForest. I think there may have been some earlier, experimental magnetic devices, but the tube was the first to be widely employed. It ushered in the radio age and all that was to follow.

### The Signal Itself

Before we can examine the phenomenon of gain, we have to take a look at what we're trying to make bigger in the first place: the signal. What is a signal? A signal is simply a changing voltage or current whose changes represent some kind of intelligence. It is easiest to think of it in terms of voltage.

Imagine a graph where the "X" (horizontal) axis represents time. The "Y" (vertical) axis represents the voltage. As the voltage changes over time, it draws a graph of the signal. That signal may be a sine wave, a

pulse, or perhaps many waves whose overall level, or envelope, changes over the course of several cycles.

In any event, the signal will get smaller as it passes through the air in a radio transmission or through wires, because no path or conductor is without loss. (OK, perhaps a superconductor comes close, but we're not living in the superconductor age yet.) In radio, the strength of the signal decreases proportional to the square of the distance from the antenna. In other words, if you go twice as far away as you were, the signal is only one quarter as strong. If you go four times as far, it is only one sixteenth as strong. That occurs because the energy is spreading out to fill the surrounding area, so you are receiving smaller and smaller pieces of it. By the way, that's why satellite dish antennas for TV need to be so big: to collect enough of the satellite's extremely weak signal to be able to detect it.

Of course, radio is much more complicated than the "inverse square" law, which doesn't take into account ionospheric reflection and other phenomena. But at least you can see what we're up against. So how do we make such tiny signals useful? We amplify them, of course!

of electrons to accelerate when attracted through space to an opposite polarity. Specifically, if you boil some electrons off a hot electrode (a piece of metal) and put another electrode nearby, and then make the second one positive with respect to the first, the electrons will pick up speed on the journey and slam into the positive electrode harder than they were moving when they left. So what? Well, if you put yet another electrode (called a "grid") near the first one, you can block or let pass the moving electrons by putting a small amount of voltage (your signal) on it. It acts like a gate. In fact, the British still call tubes "valves," because that's essentially what they are.

When the traveling electrons, which are now varying with the signal, slam into the plate, they make it more negative (in other words, less positive) than it was before, and the amount they change it is proportional to how many electrons have been passed by the grid and how fast they were moving. And there you have it: gain! The output will vary with the input, only bigger.

Whew. Now you know why it took mankind umpteen thousands of years to discover this phenomenon. Also, having a vacuum pump helps, because you can't make this work at all if there is any gas (such as air) inside the tube. The electrons collide with the gas atoms and never make it to the plate.

### Something Messy

Solid state devices do pretty much the same thing, only they do it not by attracting electrons through space, but by permitting them to migrate through certain kinds of materials which can conduct energy only under certain circumstances. I know that sounds vague but, believe me, the physics is messy and not worth getting into here. Essentially, it all comes down to a gate which either restricts or permits electron flow, along with the ability to magnify what flow there is. In transistors, that ability comes from the generation of "holes" of missing electrons in an atomic crystal lattice pattern, which can then be filled by other electrons traveling from another part of the transistor. See, I told you it was messy. The advantage over tubes is that no hot electrode is required, because the electrons don't have to be projected into space. Also, you don't need a vacuum.

Well, once again we're out of space, so we'll continue our discussion of gain next time. There's lots more to cover. 73 for now. 73

### Two Ways to Make it Bigger

There are two kinds of amplification or signal gain: voltage gain and current gain. That may seem confusing, but it is easy to explain. Voltage gain is when the voltage swings of the input signal to the amplifier cause bigger ones at its output. This type of gain may cause a 0.1 volt peak-to-peak input signal to drive the amplifier to 10 volts p-p. That would be a voltage gain of 100.

Current gain is when the amplifier's output swings are the same size as its input swings, but the output can drive a much lower impedance load before getting bogged down and losing voltage. So, a signal that can deliver 2 volts p-p into 1000 ohms might be reduced to only 0.01 volts if you tried to drive an 8 ohm speaker with it. But a current amplifier can keep it at 2 volts into the 8 ohm load.

Now that we know what gain is, let's look at how it is produced.

### Nothing: The Essential Factor

We all know that a tube is nothing more than some metal pieces and a filament inside an airless glass envelope. Nothing magical and theoretically complex like a semiconductor. So why does it exhibit gain?

Tubes use the natural tendency

<b>N E W</b>	From Micro Computer Concepts	<b>RC-1000 REPEATER CONTROLLER</b>	<b>RC-100 Repeater Control</b>	<b>N E W</b>	
		<ul style="list-style-type: none"> <li>• Autopatch</li> <li>• User Programmable CW ID, Control &amp; User Codes &amp; Timeouts</li> <li>• Intelligent CW ID • Auxiliary Outputs • Easy to Interface • Remote Base/Tape • Reverse Patch • Tailbeeps • 12 VCD Operation</li> <li>• DTMF Decoder with Muting • Telemetry</li> <li>• Control RX • Response Tones • Programmable COS Polarities • Detailed Application Manual with schematics • 90-Day Warranty</li> </ul> Wired & Tested w/manual .... \$239.95	<ul style="list-style-type: none"> <li>• Intelligent CW ID</li> <li>• Remote Base/Tape w/Freq. Programming of Kenwood, ICOM, Yaesu HF Rigs</li> <li>• Tailbeeps • DTMF Decoder with Muting</li> <li>• Auxiliary Outputs</li> <li>• Detailed Application Manual with schematics (25 pages)</li> </ul> W & T .... \$139.95		
		 Micro Computer Concepts 7869 Rustic Wood Drive Dayton, OH 45424 <b>513-233-9675</b>	<b>VS-1000</b> ATV Repeater control & video switcher .... \$399.95		
<b>NEW ADDED FEATURES</b> CIRCLE 160 ON READER SERVICE CARD					

HEART  
DISEASE.

We're Making a Difference.



American Heart Association

## Source List for Components and Parts

### Active Electronics

11 Cummings Park  
Woburn, Massachusetts 01801  
(800) 228-4836  
(617) 932-4616

Geared toward the industrial customer, their large catalog has all kinds of parts, cases, production equipment, etc. Many items are available only in large quantities, but some can be had in singles. This catalog is worth it just so you can acquaint yourself with what's out there.

### All Electronics

P.O. Box 567  
Van Nuys CA 91408  
(800) 826-5432

They have crystal oscillators, linear and digital chips, RAMs, connectors, etc. They also have some tools and test equipment.

### BCD Electro

P.O. Box 450207  
Garland TX 75045-0207  
(800) 229-2239

Lots of stuff, including surplus and "RFE" (removed from equipment) components, at great prices. The latest catalog includes microwave FETs, EPROMs, disk drives, relays, etc.

### Circuit Specialists, Inc.

P.O. Box 3047  
Scottsdale AZ 85271-3047  
(800) 528-1417  
(602) 966-0764

A complete lineup of ICs, transistors, discrete components, connectors as well as computer components and boards.

### DC Electronics

P.O. Box 3203  
Scottsdale AZ 85271-3203

Chips, transistors, all the usual stuff. Also fiber optic kits, and a few construction kits, including a power supply and a function generator.

### Digi-Key Corporation

701 Brooks Ave. South  
P.O. Box 677  
Thief River Falls MN 56701-0677  
(800) 344-4539

The big player of all mail-order outfits. Loaded with components of every kind, including a very wide selection of semiconductors and capacitors. Not surplus prices, but this isn't surplus material, either—it's all top of the line stuff. Many established companies, big and small, go here first.

### Hosfelt Electronics, Inc.

2700 Sunset Boulevard  
Steubenville OH 43952  
(800) 524-6464

Some semiconductors, caps, etc., but more relays, connectors and switches. Also some books and test gear.

### Jameco Electronics

1355 Shoreway Road  
Belmont, California 94002  
(415) 592-8097

They've got a great selection of chips, including CMOS, TTL and linear. They also have lots of computer-related boards and accessories, and even motherboards and entire computer systems. Most of the computer stuff is PC-type, but good ol' Apple II is also supported. If you're into computers, don't miss this one.

### MCM Electronics

650 Congress Park Dr.  
Centerville OH 45459-4072  
(800) 543-4330

Unique among the mail-order folks, this company emphasizes parts for Japanese consumer electronics gear like VCRs and stereo speakers. They also have test equipment and even home alarm systems! I mention them here because I have found them to be invaluable when I needed a part for some piece of household gear. Hey, we hams are supposed to fix *everything*, right?

### Mouser Electronics

P.O. Box 699  
Mansfield TX 76063  
(800) 346-6873

Tons of parts, from semiconductors to microphone elements, resistors, caps, you name it. Several locations. The above address is for their circulation center.

### KITS:

Well, the pickins are getting mighty slim in the kit field these days, what with Heathkit dropping their amateur radio line and all (sniff). Luckily for us, there's still a few companies out there making kits:

### A & A Engineering

2521 W. LaPalma #K  
Anaheim CA 92801  
(714) 952-2114

A complete lineup of ham radio related kits and projects. Many of these are complete kits for construction articles in the various amateur radio publications.

### Communication Concepts, Inc.

508 Millstone Drive  
Xenia OH 45385  
(513) 426-8600

Kits for amateur TV downconverters, amplifiers for HF, VHF and UHF, as well as a full kilowatt solid-state HF amplifier.

### Down East Microwave

Box 2310, R.R. #1  
Troy ME 04987  
(207) 948-3741

All kinds of transverter and preamp kits for the microwave bands.

### GLB Electronics, Inc.

151 Commerce Pkwy.  
Buffalo NY 14224  
(716) 675-6740

A number of kits for VHF and UHF FM transmitters and receivers.

### Hamtronics, Inc.

65 Moul Rd.  
Hilton NY 14468-9535  
(716) 392-9430

Kits for VHF and UHF FM transmitters and receivers, receive converters as well as an excellent line of GaAsFET preamp kits and various accessories for repeater operations.

### Kanga US

3521 Spring Lake Dr.  
Findlay OH 45840  
(419) 423-5643

Innovative QRP kits imported from England. Miniature HF receivers, transmitters and various QRP accessories.

### MXM Industries

Rt.1 Box 156-C  
Smithville TX 78957  
(512) 237-3906

An excellent source of easily built, high-performance QRP receiver and transmitter kits for the HF bands.

### North Country Radio

Box 53-A, Wykagyl Station  
New Rochelle NY 10804  
(914) 235-6611  
(914) 576-6051 FAX

Quite a lineup of kits for amateur TV, FM stereo transmitters and receivers as well as unusual and innovative circuits. All their kits have been published in various magazine articles.

### Radiokit

P.O. Box 973  
Pelham, New Hampshire  
(603) 635-2235

Plenty of ham-related kits, though many of these are a bit bigger and more expensive. From complete QRP transceivers to audiophile power amps, they have lots of neat stuff. In addition, they also carry PC boards for popular magazine projects, and will even sell you a copy of the article for a modest fee.

### Ramsey Electronics

793 Canning Pkwy.  
Victor New York 14564  
(716) 924-4560

These folks have a nice assortment of really nifty little kits, few of which could be called expensive. Lots of really fast frequency counters, small superhet receivers for various bands, QRP transmitters and more. Even a downconverter for 900 MHz ATV. The place obviously is crawling with hams. A must-get catalog!

### TEST EQUIPMENT:

#### Contact East

335 Willow Street South  
North Andover, Massachusetts 01845  
(508) 682-2000

Geared more toward the industrial customer, they sell soldering and test gear, along with tools, scopes and meters.

#### Elenco Electronics, Inc.

150 W. Carpenter Avenue  
Wheeling, Illinois 60090  
(312) 541-3800

Testing and prototyping gear, including scopes and meters. Also a few kits. Worth checking out if you're setting up a lab to homebrew.

#### Fordham Radio

260 Motor Parkway  
Hauppauge NY 11788-5134  
(800) 695-4848 orders  
(516) 435-8080

A wide array of test equipment and accessories.

#### Global Specialties

P.O. Box 1405  
New Haven, Connecticut 06505  
(800) 345-6251

They make their own line of test gear and prototyping equipment. The breadboards are especially nice.

#### Jensen Tools, Inc.

7815 S. 46th St.  
Phoenix AZ 85044  
(602) 968-6231

You'll find just about any kind of tool here. This is the place to go for all kinds of miniature cutters, pliers and specialty adjustment tools. A lineup of test equipment is also featured.

## Never Say Die

Continued from page 4

... and he knows me too. As does his father, the ex-governor... as does ex-governor Sununu and ex-governor Peterson. Bragging again? Nope, I'm explaining how you can help change things. And you won't do it by sitting there like a lump in a bog.

If we can get our schools back on track. If we can get 'em busy teaching science so our kids will be able to cope with the technology of 2000 and not have to call in the Japanese to fix their equipment, we'll have enough young hams to start contributing to the advance of communications again.

Is that a massive sigh I sense? Too much trouble, right? So okay, we're failing our kids. We're turning a blind eye to the educational mess they're in. Just as we are too busy to train our dogs to behave, we're too busy to bother bringing up our kids. Too busy doing what? "Don't bother me now."

Fathers talk with their kids 16 minutes a week... and that's the national average. No wonder our educational system is one of the worst in the developed world. No wonder our kids are so much more into cruising, drugs, sex, and beer than amateur radio and other scientific hobbies.

When I start hearing your 10-year-olds on your rig calling CQ, I'll know there's some hope. When I start seeing your kids at hamfests, I'll lighten up. When I start getting pictures from clubs showing bright young faces with calls, I'll find something else to fret about.

### Pan Am and Airline History


A few years back I was able to get my father to write a series for 73 on his early experiences in aviation. I tried to get him to write more, since the reader reception was so positive... though it wasn't even remotely about amateur radio! But he only wanted to write about the positive things he'd been through and refused to tell the rest of the story.

With Pan Am's recent bankruptcy I got to remembering how much that company had affected my life. Well, how its president, Juan Trippe, had affected it. And Trippe's good buddy, FDR.

My dad got involved with flying right after WWI, learning to fly in 1921 (pilot's license #73) with the Army in San Antonio. I was born the next year and within months he was taking me up with him. I grew up around the big Martin bombers at Langley Field in Hampton, Virginia, where he flew with Jimmy Doolittle... the chap who tried to convince the Army that airplanes had a future and could even sink ships.

After leaving the Army he barnstormed for a while and then worked for the Department of Commerce, giving pilot tests and putting together the first guide to American airports. He had commercial pilot's license #89.

This led to his being hired to design and build Philadelphia's Central Airport. Then Jim Eaton of Luddington Airlines hired him as passenger and cargo manager, so we moved to Washington when I was nine. When Lud-



**QSL of the Month** To enter your QSL, mail it in an envelope to 73, WGE Center, Forest Road, Hancock, NH 03449. Attn: QSL of the Month. Winners receive a one-year Subscription (or extension) to 73. Entries not in envelopes cannot be accepted.

dington sold out to Eastern Air Transport in 1933, he and Jim decided to start a New York to Boston airline. Marine Airlines would use flying boats and go directly from downtown Manhattan to downtown Boston, cutting the commuting time substantially.

The other airlines were enthusiastic about connecting to this new service, so they provided the needed investment. Except for Trippe of Pan Am. He'd been using flying boats on his South American flights and was worried about his turf. He didn't want any other airlines using flying boats.

Pan American was our only overseas airline at the time, so Juan Trippe cultivated FDR as a friend as a way to help protect this edge. A whisper in Roosevelt's ear resulted in an Executive Order that no airline could own stock in another airline. Today, if a president were to do that, the press would be all over him and raise hell. There wasn't much accountability then, so FDR and Trippe got away with it and Marine Airlines was sunk before it ever got going.

Tough break. Two years of hard work torpedoed. But that's the way it is

with entrepreneurs... they gamble on an idea. Sometimes it pays off and sometimes a catastrophe comes along and blooie.

Jim and Dad didn't funk for long. They thought big. OK, then how about a trans-Atlantic airline? They got together with the owners of American Export Lines, the largest American steamship line, and convinced them that air travel would eventually eclipse ship travel. This was around 1936, mind you. Pan Am had expanded into the Pacific, so it didn't take a lot of convincing to get American Export to see the writing on the wall.

My father headed for Europe to set up bases for the planes. Most of American Export's ships cruised the Mediterranean, so that's where he spent about a year setting up seaplane base agreements with the governments. I'd get postcards from Oran, Genoa, Alexandria, Beirut, and Tripoli.

I've got a bunch of pictures I took of the PBY they used for the survey flights in 1938-1940. Dad set up a seaplane base in Botwood, Newfoundland, for the summer crossings and others in Belem, Brazil, and in Dakar, Senegal,

for the winter crossings. Just as they were getting going with regular passenger service we had a little war, so the Navy used the airline for their purposes.

Trippe was not happy about all this. He kept pushing Roosevelt to have America allow just one international airline... Pan American Airways (PAA). It was called a "chosen instrument." With Britain backing BOAC, France doing Air France, and so on, he urged FDR to choose PAA. Roosevelt agreed and shortly before he died he issued an Executive Order saying that no steamship line could own stock in an airline.

American Export, having invested millions in the project, and having had to let the Navy use it through the war, was furious. Trippe offered to buy American Export Airlines, but he didn't offer much. The American Export people said hell would freeze over before they'd sell to Trippe.

American Airlines made an offer, so it became American Overseas Airlines... for about a year. Then American sold it to PAA. Sneaky deal. But long before PAA took over, American had eased out the Export management by putting their own managers in over them and taking away their authority. They didn't fire them, of course.

Jim didn't take this second setback well and soon died. My father went fishing. But not for long. Aer Lingus, the national Irish airline, wanted a trans-Atlantic division, so they hired Dad to set it up.

He spent the next couple years building the new airline for Ireland. It meant setting up ticket offices, buying planes, hiring and training crews... the works. Then, a few weeks before the inaugural flight, there was an election in Ireland and De Valera was ousted as Prime Minister. The new chap came in promising economy, so he immediately stopped the airline... despite tens of millions of dollars in presold tickets.

Dad sold off the planes for them, helped the employees find other work and closed down the operation. A few years later De Valera was re-elected and Aer Lingus asked my father to build Irish Airlines again. He said no. Ireland managed to waste hundreds of millions and set themselves back years with that dumb political move.

A few years ago, when I decided to set up a software operation in Ireland, I visited Jack Kelly-Rodgers, who'd been the president of Aer Lingus and had visited us many times in Brooklyn, and we reminisced over how badly that debacle had hurt Ireland.

Even after three crushing disappointments my dad was game to have a try at building a helicopter plant for Kamman. He took a room in Suffield (CT), coming home on weekends, and organized the factory for Kamman at Bradley Field. It was the first time anyone had gotten the Navy to put up the money to build a factory.

The son of the people he lived with recently got his Novice ticket... small world department. And Kamman's son

## Silent Solar Power



The \$319.95 Bullet-Tested QRV Solar Power Supply keeps your repeater on the air 'round the clock or powers your 100w HF station 60 hrs a month. Control circuit speeds charge, protects gel cells & sealed batteries. Fully assembled, QRV, portable. Easily expanded.

Add \$10 S&H Info \$1  
**AntennasWest**  
 Box 50062 Provo UT 84605  
 (801)373-8425

CIRCLE 236 ON READER SERVICE CARD

## Speak To The World

### Amateur Radio Language Guide

- Written especially for the ham radio operator
- Hundreds of phrases • Vol. 1—incl. French, Spanish, German, Japanese, Polish • Vol. 2—incl. Swedish, Italian, Portugese, Croatian, Norwegian. **ONLY \$10**

Send \$10 per vol. in U.S. (All others add 2.50 S&H)

ROSE, P.O. Box 796, Mundelein, IL 60060-0796

CIRCLE 134 ON READER SERVICE CARD

## World Map Prefix T-shirt



FULL COLOR  
 100% Cotton  
 100% US Made  
 ★★★  
 X-Large fits all  
 ★★★  
 World map on front and back with country prefixes

Great for:  
 Field Day  
 Club Meetings  
 Flea Markets  
 X-mas Gifts  
 Antenna Raisings  
 Formal Parties  
 Office Weddings  
 Etc.  
 Allow 4-6weeks delivery

Send your check or money order for \$19.95 + 3.00 S&H To:

**HAMWEAR, 9232 Merlin Drive, Pittsburgh, PA 15237**

Specify background color:  White  Sky Blue

(Pennsylvania residents add 6% sales tax)

Please mention this ad

## EVERY ISSUE of 73 on microfiche!

The entire run of 73 from October, 1960 through last year is available.

You can have access to the treasures of 73 without several hundred pounds of bulky back issues. Our 24x fiche have 98 pages each and will fit in a card file on your desk.

We offer a battery operated hand held viewer for \$75, and a desk model for \$220. Libraries have these readers.

The collection of over 600 microfiche, is available as an entire set, (no partial sets) for \$250 plus \$5 for shipping (USA). Annual updates available for \$10.

Your full satisfaction is guaranteed or your money back. Visa/MC accepted.

### BUCKMASTER PUBLISHING

"Whitehall"

Route 3, Box 56  
 Mineral, Virginia 23117

703-894-5777  
 800-282-5628

CIRCLE 168 ON READER SERVICE CARD

## KENWOOD TS-940 Software Enhancement Kit

- **Tunable Memories** makes each of your 40 memory channels tune like a vfo, so that you can temporarily change the frequency of a memory channel in MEMO mode with the Main Tuning Knob.
- **Memory Bank Selection** is logically performed by using the 1 MHz STEP UP and DOWN keys while in MEMO mode. The UP and DOWN keys work as usual when in vfo mode.
- **Main Vfo Knob Tuning Rate** can be set to 1, 2, 5, or 10 kHz per revolution by using the former Memory Bank switch under the sliding top cover.
- **Microphone Up/Down** keys can be used to change memory channels while in MEMO mode.

Easily installed by removing chip IC2 from its socket in the Digital A Unit and replacing with the Giehl Electronics chip. (TS-940's with S/N 9090000 and higher have chip IC2 soldered to the Digital A Unit. Giehl Electronics can install soldered IC2 chips for a nominal charge. Call or write for details.)

## TEN-TEC PARAGON Software Enhancement Kit

- **Band Registers** store the last used frequency, mode, and filter for all bands 160 through 10 meters.
- **Switchable 10 Minute Timer** reminds you to ID your station.
- **Single Key Band Selection** makes QSY'ing fast.
- **Main Vfo Knob Tuning Rate** is easily set to 1, 1.3, 1.7, 2.5, or 5 kHz per revolution to suit your operating style.
- **Dual VFO Offsets and Simultaneous Rx and Tx** offsets provide flexible frequency control.
- **Up and Down** keys are selectable between 1mHz and 100kHz or 10 kHz and 5kHz.
- **Memory Channel** number is preserved for later access.
- **Many Other Enhancements.**
- **Easily Installs in 10 minutes** with no soldering.

### New Lower Prices!

Kit includes new software chip, documentation, and installation instructions. Write or call 513-683-2676 for more information, or specify desired kit and send check or money order for \$46.00 + \$3.00 shipping and handling to:

**Giehl Electronics**

P.O. Box 18335, Cincinnati, Ohio 45218

CIRCLE 282 ON READER SERVICE CARD

## A Half WHAT?

That's what he asked. Twice. I was the only DL he could hear on the band that 1st morning of the all-Asia contest. Same for another 40 JA's till the DL's with linears and quads finally got through. My 15 meter HalfSquare hung unnoticed under the eaves. Nice to be heard, not seen. Nicer to work DX without tower or amplifier. When you order add \$5 P&H.

10 M \$39.95 15 M \$44.95 20 M \$49.95 40 M \$69.95

**AntennasWest** Order Hot Line: 800-926-7373

Box 50062-S, Provo, UT 84605

Plans, patterns technical details in TechNote #122B \$5.95 ppd USA.

CIRCLE 89 ON READER SERVICE CARD

## CB-TO-10 METERS

We specialize in CB radio modification plans and hardware. Frequency and FM conversion kits, repair books, plans, high-performance accessories. Thousands of satisfied customers since 1976! Catalog \$2.

**CBC INTERNATIONAL**

LOU FRANKLIN/K6NH - Owner

P.O. BOX 31500X, PHOENIX, AZ 85046

## CABLE TV DESCRAMBLERS

★★★★ PRESENTING ★★★★★  
**JERROLD, HAMLIN, OAK**  
 AND OTHER FAMOUS MANUFACTURERS

• FINEST WARRANTY PROGRAM AVAILABLE  
 • LOWEST RETAIL / WHOLESALERS PRICES IN U.S.  
 • ORDERS SHIPPED FROM STOCK WITHIN 24 HRS.  
 • ALL MAJOR CREDIT CARDS ACCEPTED

FOR FREE CATALOG ONLY 1-800-345-8927

FOR ALL INFORMATION 1-818-709-9937

**PACIFIC CABLE CO., INC.**  
 7325 1/2 RESEDA BLVD., DEPT. 1857  
 RESEDA, CA 91335

CIRCLE 178 ON READER SERVICE CARD

## GREAT CIRCLE MAP

- Four-color plotting
- Decorative metal picture frame in black or silver
- Custom frame colors available

Framed 16" x 16" \$59.95  
 Framed 22" x 22" 74.95  
 16" or 22" map only 35.00  
 Non-framed maps are plastic laminated  
 CA Residents please add 7.25% sales tax US S&H included

### VECTOR CONTROL SYSTEMS

1655 N. Mountain Ave, Suite 104-45 Upland, CA 91786  
 (714) 985-6250

CIRCLE 78 ON READER SERVICE CARD

THIS MONTH'S GOODIE FROM THE CANDY STORE



**YAESU FT-1000D UNDER \$3500.00**



Similar Savings On Kenwood, Astron, Yaesu, Hy Gain, Alinco, Etc. All L.T.O.

**MFJ 815B UNDER \$42.00**

Over 9034 Ham Items in Stock, all Prices, Cash FOB Preston. More Specials in HAM ADS. Looking for Something not Listed? Call or Write

**ROSS DISTRIBUTING COMPANY**

78 S. State Street, Preston, Id. 83263 - Telephone (208) 852-0830  
 Hours Tue.-Fri. 9-6 - 9-2 Mondays. Closed Sat. & Sun.

CIRCLE 254 ON READER SERVICE CARD

## NEW ONLINE CALL DIRECTORY

Our new **HAMCALL** service gives you 494,114+ Hams, via your computer. \$29.95 per year — unlimited use!

### BUCKMASTER PUBLISHING

Mineral, Virginia 23117


703: 894-5777 800: 282-5628

CIRCLE 170 ON READER SERVICE CARD

## CABLE T.V. CONVERTERS

Jerrold™, Oak, Scientific Atlantic, Zenith, & many others. "New" MTS stereo add-on: mute & volume. Ideal for 400 & 450 owners.

1-800-826-7623




**B & B INC.**

4030 Beau-D-Rue Drive, Eagan MN 55122

CIRCLE 21 ON READER SERVICE CARD

## WEFAX To The Max



## PC GOES/WEFAX 3.0 \$250

PC GOES/WEFAX 3.0 is a professional fax reception system for the IBM PC. It includes an AM/FM demodulator, software, cassette tutorial and 325 page manual. Check this partial list of our advanced features:

Res. up to 1280x800x256 APT Lat/Lon. Grids  
 Unattended Operation Orbital Prediction  
 Colorization Frame Looping  
 Zoom, Pan, Rotation PCX & GIF Export  
 Contrast Control Grayscale Printing  
 Tuning Oscilloscope Infrared Analysis  
 Photometry/Histograms Variable IOC & LPM

## PC HF FACSIMILE 5.0 \$99

PC HF Facsimile 5.0 is a complete shortwave FSK fax system for the IBM PC. It includes an FSK Demodulator, software, 250 page manual and tutorial cassette. Call or write for a complete catalog of products.

## Software Systems Consulting

615 S. El Camino Real, San Clemente, CA 92672  
 Tel:(714)498-5784 Fax:(714)498-0568

CIRCLE 250 ON READER SERVICE CARD

is in the music business making guitars.

### Entrepreneurship

While being an entrepreneur doesn't always pay off... and never did for my father, so we never had much money... it's sure more exciting and fun than working for a large business. Not having money was good training for me. And with both my father and my grandfather being entrepreneurs, it was natural for me to go that route.

Sure, I've made some money, more by accident than on purpose, but that hasn't changed my frugal habits. All of my money has been invested in providing jobs for people as I spin off one new company after another. Some of the people have done well with my money, others have wasted it... and themselves in the process.

The huge publishing conglomerate I sold eight years ago has now almost completely disintegrated. None of the seven magazines has prospered in recent years and all but two failed. My huge software firm is gone. Even the book publishing business is gone.

I saw all this happening, but was unable to change the corporate management approach which was at the heart of the failure. The October *Analog* has a fascinating article on what went wrong with the Hubble telescope. Too bad if you missed it. The author points out that all successful scientific endeavors have had one man ramrodding them through. The Hubble was a group-managed project... and thus became a horrible, expensive disaster.

The Manhattan Project seemed like a group effort, but there was one man fanatically following every detail... Robert Oppenheimer.

Entrepreneurs tend to succeed because they put their whole lives into their work. Groups tend to fail. Just ask the Russians.

None of the seven magazines and other businesses I sold should have failed. None would, I'm convinced, if there had been an entrepreneur running them instead of accountants. Why, it's almost enough to make a person think!

Dan Quayle recently attacked lawyers, pointing out that America has 70% of the world's lawyers. They're an easy target... and a valid one. But we need to wrest control of American industries from the accountants as well as the lawyers. Accountants should be there to help entrepreneurs know how they're doing, and should not be permitted to make financial decisions.

Corporations have to file tax returns and this means a horrendous amount of accounting has to be done for the government, which refuses to pay for it. These tax figures are almost useless as far as running a company is concerned. Entrepreneurs need to deal with cash flow, which includes things such as accounts receivable and payable aging.

### The League, Again

With no-coders coming into the hobby by the thousands, there could be some

opportunities for entrepreneurs to provide Tech-oriented products. But don't get carried away quite yet. While our growth appears to be about 100% ahead of last year at this time, remember that we still only have about 20% of the growth amateur radio experienced for 18 years after WWII... until the ARRL pulled the whole works to a screeching halt in 1964. While most of the chaps responsible for nuking the hobby are now dead, I'm not sure we shouldn't remind ourselves now and then of what damage the League has done and how little it's done to promote hobby growth. Sadly, there are thousands of amateurs who truly believe the self-promoting propaganda they put out. I've never loved or hated the League. I've just been amused by those who do love or hate it. That's about as smart as loving or hating the Republican or Democratic parties.

Yes, of course the League does good things. Always has. Unfortunately, as a ham editor and publisher for the last 40 years, I've been privy to the inside skinny on what's really been going on, something few hams outside the industry have any way of knowing. A little quiz: How much do you know about the Doyle letters? He was an ARRL director who really spilled the beans. They were busy trying to cover up that mess for years.

And why did Herb Hoover resign as president of the ARRL? And how was the ARRL involved with W2AOE's suicide? How did a sneaky (and probably illegal) ARRL deal with Hallicrafters completely ruin the ham exhibit at the New York World's Fair? Tell you what—if you'll get off your butt and elect some new and younger directors, I might shut up about the ARRL.

No, I'm not mad at the League. Exasperated perhaps, when I see the things that need to be done that they're not doing. And I sympathize with David Sumner, whose hands are pretty well tied by the directors, few of which have much business experience or detectable foresight.

I was just listening to a tape of an ARRL president giving a talk to a ham club where he admitted under questioning that the published board minutes in *QST* are laundered. Perhaps whitewashed is a better term. Having gotten years of earfuls from frustrated directors, I knew this was true, but I'd heard many true-believers angrily deny that any such skulduggery was possible.

When I asked Budlong W1BUD, the ARRL general manager, why the League was fighting the proposal for RTTY to be permitted below 2 meters, he explained that the League had always fought any rule-making proposal not submitted by them, no matter how beneficial to the hobby. Otherwise the League might lose control. I can't recall when the League has deviated from that policy in the 50-plus years I've been a member. Either you get your rules changed through the League or face an endless fight with them. Years later Bob Booth W3PS, their at-

torney, confirmed that this policy was still basic.

We succeeded in getting RTTY on the low bands, but it took several years of fighting the League. And look how long it took to get a no-code ticket!

So, following in my father's and grandfather's footsteps, I've been an entrepreneur most of my life. I've tried to help amateur radio grow and be more fun. No, I don't take it very seriously. But then I don't take anything very seriously. I try to call a spade a spade in my editorials and talks and encourage hams to have fun and keep our hobby clean. On that measure I guess I have to admit to being a failure. Oh, I've helped with the fun, but our hobby isn't much cleaner than it was 60 years ago. It isn't much worse, either, so perhaps that's a success, considering how much worse almost everything else in the world seems to have turned.

As my 69th birthday passes, I'm more and more aware of my mortality, with so many of the Silent Keys much younger than me. I'm discouraged that there don't seem to be any other voices speaking up for our hobby. The pages of *73* and *Radio Fun* are wide open for intelligent, creative ideas on improving amateur radio. Hello, anyone alive out there?

### New Use for CB!

The Scripps Clinic in La Jolla has been messing around with 27 MHz. Lord knows how they got onto this one, but they've been sticking 27 MHz radiators into the mouths of 30 insomniacs for 20 minutes three times a week. Another 30 got no RF as a control. Wouldn't you know that the insomniacs went to sleep 52 minutes faster than the controls and slept 1.5 hours longer!

The next time you hear some old fossil beefing about CB you can point out that it has at least one sterling virtue... it puts people to sleep. No wonder, I often find that just listening to CB puts me to sleep.

Now I'd like to know what power levels they're zapping those insomniacs with... and if they've thought of testing 27 MHz against 30 MHz? Who knows, 10m may be an even better sleep inducer.

This bit of esoterica was reported at the annual meeting of the Bioelectromagnetic Society. I'll try and find out more about this for you. I don't have any trouble getting to sleep, but judging from some of the late night QRM, others may... so perhaps a 10 meter lollipop could help get you to the Land of Nod.

### Are You Bo-ring?

Even packet and RTTY contacts can be excruciatingly boring when you run into a ham who has absolutely nothing to say. A recitation of the equipment, weather report, and signal report don't make much of a QSO. When that happens you know you're up against still another slow-witted proof that they don't give intelligence tests along with the code test.

One of the things I particularly enjoyed about RTTY back some 40 years ago was the ability it provided me to write some interesting stories and store them on punched tape. I've suggested doing this with tape cassettes, but it hasn't caught on. Today it's simple to store any number of stories on floppy disks and download them onto packet or RTTY... if you ever take the trouble to put them together.

Have I ever told you about the time when my fast-thinking saved my submarine from being sunk? Or the time when I came that close to being killed by the Shifta while on a hunting safari in northern Kenya? Or the time a drunk tried to stab me in the heart with a hunting knife? Or my strange first contact with China? Or some of my hairy flying experiences with my own sea-plane? What it was like when I operated from Swaziland and Lesotho? Or from the king's palace in Jordan? Or the biggest crook I've ever met in amateur radio?

I'd love to have these recorded and quickly available to play, but even DAT tapes take 10 to 20 seconds to cue up. We need something faster, so I'm looking forward to Sony's new minidisc (MD) technology, where I'll be able to record over an hour of stories on a tiny disc and access any track I want in one or two seconds.

Using the same medium I'll be able to use either voice or an ASCII file and dump it via CW, RTTY, AMTOR or packet. I don't know how popular MDs will be for music, but they could be a boon for hams.

Of course I'm presuming that you have something of interest to talk about. That you've seen some interesting movies, watched some interesting TV shows on PBS, read some interesting books... etc. Alas, a dismayingly large percentage of the public doesn't or can't read. Plus they've never gone anywhere or done anything.

If you'd get your station set up for a combination of packet and slow-scan, you'd be able to set up whole libraries of short slide shows, complete with commentary, all accessible via a menu by the chap you're in contact with. Then, instead of just telling you about my visit to the Palace of Nebuchadnezzar, a few miles from Baghdad, I could show you some fascinating pictures, too.

Or perhaps you'd like to see how they bake pita bread in Tehran by sticking the loaves to the sides of igloo-shaped ovens? Probably not, eh? Well, how about some slides of sharks, barracuda and gorgeous coral? Or lionfish in the Red Sea? Or my DXpedition pictures from Navassa in 1958 or 1973? This isn't quite practical yet, but it could be within a year if someone would do the software.

A recent letter from Walt AH6HU suggests it's about time for some concentration on developing ham software. We need some macros to simplify log keeping and combine it with QSO files. We need to be able to make satellite or *Mir* contacts without having to shuttle between satellite tracking, log-

**KE2AM's  
VOICE ID'er/CONTROLLER**

COMPLETELY SELF CONTAINED—just add radios, power, mic, and you have a repeater. Record any voice into battery backup Non-Volatile RAM. On-board timers take care of ID, squelch tail, and time-out timing. Mixer for receiver and ID'er audio. Muting of receive audio during squelch tail. COR or squelch activated. All buffered I/O.

**VER B FEATURES**

- ✓ VOICE ID'er
- ✓ AUDIO MIXER 2v p-p
- ✓ 400ma TX DRIVE
- ✓ + 8 TO 15v OPERATION
- ✓ TIME-OUT, ID, TIMERS
- ✓ SMALL SIZE 3.4" X 3.5"
- ✓ SQUELCH, COR KEYED
- ✓ MADE IN U.S.A.
- ✓ HIGH QUALITY
- ✓ LOW PRICE
- ✓ BATTERY BACKUP RAM
- ✓ SCHEMATICS INCLUDED



SEE REVIEW IN JUNE '91 73 (REV A)  
**NOT A KIT \$89.00**

ORDER BY PHONE OR MAIL, IN U.S.A.  
ADD \$5 FOR SHIPPING AND HANDLING.  
COD CHARGES ARE ADDITIONAL.

**GET-TECH**  
201 Riley Road  
New Windsor, NY  
12553  
(914) 564-5347

CIRCLE 195 ON READER SERVICE CARD

**COMMODORE/AMIGA** 

REPLACEMENT CHIPS, PARTS, UPGRADES

**COMMODORE**

6502	2.95
6526A	12.25
PLA/906114	12.95
6567 VIC	14.95
6581 SID	12.25
All 901/225-226-227-229 ROMs	10.95
310654 1571 Upgrade	10.95
6510/8500 CPU	11.50
4164/C64 RAM	.60
C64 Keyboard	19.95
Computer Saver II/C64 protection system for spikes & power supply overload	17.95
NEW C64 Repairable Power Supply	24.95

Higher amperage (1.8), runs cool and includes 1 year warranty. An absolute must for packet radio using the C64.  
(4.3 amp version for C64 includes Commodore Diagnostician ..... 37.95.)

**AMIGA**

8520A CIA	14.95
1.3 KickStart ROM	24.95
8372A Fatter Agnus/Rockwell chip puller	64.95
8373 Super Denise	54.50
8362 Denise	24.95
8364 Paula	24.95
5719 Gary	12.95
1 x 4/80 SC ZIP (A3000)	24.95
A500 PC Motherboard (populated and tested)	214.00
MegaChip 2000/Agnus/Rockwell chip puller	319.95

Now available for A500  
A500 150 watt Switchable Big Foot Power Supply/fan with worldwide voltages ..... 83.95

**SEND FOR FREE 36 PAGE CATALOG**

**THE GRAPEVINE GROUP, INC.**  
3 Chestnut Street, Suffern, NY 10901

**ORDER LINE 1-800-292-7445**


914-357-2424 Hours: 9-6 EST M-F Fax: 914-357-6243  
We Ship Worldwide Prices Subject to Change

CIRCLE 192 ON READER SERVICE CARD

A Wide Selection of  
**ARRL BOOKS**  
are available from  
*Uncle Wayne's Bookshelf.*  
See pages 94-95 of this issue  
and order *the best of ARRL* today!

**Heterodyne Headache #21.335**



Get fast relief with a **Magic Notch**™ automatic notch audio filter



Magically removes all heterodynes caused by tuners, carriers, CW, computer RFI and other similar QRM!

Why listen to carriers?  
The MagicNotch filter:

- is fully automatic. No tuning is necessary.
- easily installs between the rig and an external speaker or headphones.
- can be left on all the time while operating SSB.
- shows filter operation with its 2 color LED.
- allows you to work an s4SSB signal under a 20 over 9 carrier.
- requires 12 VDC—usually available from the accessory jack on your rig.

**\$114<sup>95</sup>**  

UPS shipping included  
CA residents please add sales tax

j•Com • P O Box 194 T • Ben Lomond CA 95005 • (408) 335-9120

CIRCLE 270 ON READER SERVICE CARD

   **ICOM**

Watch 'QSO Amateur Radio' Monday nights 9 pm to 12 on Spacenet-1, Transponder-15

**9:00 am – 5:30 pm weekdays**  
Weekends and evenings by appointment.

Western New York's finest amateur radio dealer.  
PH. (716) 664-6345  
(800) 752-8813 for orders only


**VHF COMMUNICATIONS**

280 Tiffany Avenue  
Jamestown, New York 14701

CIRCLE 14 ON READER SERVICE CARD

**RF POWER AMPLIFIERS** **NEW! 400 WATTS** (144-148 MHz)

Model	Pin (W)	Pout (W)	Ic (A)	Gain/NF (dB)	(13.6 V) Type
<b>50 MHz</b>					
0508G	1	170	28	15/0.6	Standard
0508R	1	170	28	—	Repeater
0510G	10	170	25	15/0.6	Standard
0510R	10	170	25	—	Repeater
0550G	10	400	60	15/0.6	HPA
0550RH	10	400	60	—	Repeater HPA
0552G	25-40	400	55	15/0.6	HPA
0552RH	25-40	400	55	—	Repeater HPA
<b>144 MHz</b>					
1403G	1-5	10-50	6	15/0.6	LPA
1409G	2	150	25	15/0.6	Standard
1409R	2	150	24	—	Repeater
1410G	10	160	25	15/0.6	Standard
1410R	10	160	24	—	Repeater
1412G	25-45	160	20	15/0.6	Standard
1412R	25-45	160	19	—	Repeater
1450G	10	400	54	15/0.6	HPA
1450RH	10	400	54	—	Repeater HPA
1452G	25	400	50	15/0.6	HPA
1452RH	25	400	50	—	Repeater HPA
1454G	50-100	400	45	15/0.6	HPA
1454RH	50-100	400	45	—	Repeater HPA
<b>220 MHz</b>					
2210G	10	130	20	12/0.7	Standard
2210R	10	130	19	—	Repeater
2212G	30	130	16	12/0.7	Standard
2212R	30	130	15	—	Repeater
2250G	10	220	42	14/0.7	HPA
2250RH	10	280	45	—	Repeater HPA
2252G	25	220	36	14/0.7	HPA
2252RH	25	280	40	—	Repeater HPA
<b>440 MHz</b>					
4410G	10	100	19	10/1.1	Standard
4410R	10	100	18	—	Repeater
4412G	20-30	100	19	10/1.1	Standard
4412R	20-30	100	18	—	Repeater
4450G	10	175	34	12/1.1	HPA
4450RE	10	175	34	—	Repeater HPA
4452G	25	175	29	12/1.1	HPA
4452RE	25	175	29	—	Repeater HPA



**MODEL 1410G** **MODEL 1450G**

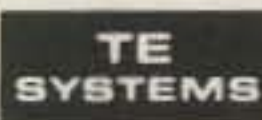
All amplifiers (non-rptr) are linear, all-mode with fully automatic T/R switching and PTT capability. The receive preamps use GaAs FET devices rated at .5 dB NF with +18 dBm 3rd order IP. LPA, Standard and HPA amps are intermittent duty design suitable for base and mobile operation. Repeater amps are continuous duty, class C.

**Amplifier capabilities:** High-power, narrow or wide-band; 100-200 MHz, 225-400 MHz, 1-2 GHz, Military (28V), Commercial, etc. — consult factory. A complete line of Rx preamps also available.

**RX Preamplifiers**

Band	Model	NF (dB)	Gain (dB)	Connector
50 MHz	0520B	.5	25	BNC
50 MHz	0520N	.5	25	N
144 MHz	1420B	.5	24	BNC
144 MHz	1420N	.5	24	N
220 MHz	2220B	.5	22	BNC
220 MHz	2220N	.5	22	N
440 MHz	4420B	.5	18	GNC
440 MHz	4420N	.5	18	N

Consult your local dealer or send directly for further product information. All Products Made in USA.

**TE SYSTEMS**  **TE SYSTEMS** P.O. Box 25845 Los Angeles, CA 90025 **TEL 213-478-0591 FAX 213-473-4038**

CIRCLE 232 ON READER SERVICE CARD

ging, and word processing programs . . . loading and unloading, with attendant waits for our struggling processor to wade through the top-heavy software. If you'll get started writing some software we can publish, we'll even help by making it available both on floppies and via our BBS.

The more we can use our computers and other storage systems to enhance our QSOs, the more fun amateur radio will be, both for us and for the people we get in contact with. Let's head toward multi-media, using packet, voice, computer storage, SSTV and so on, gradually getting ourselves into the 1990s in technology. And let's start seeing some articles from you on how to do it.

#### What's Been Your Contribution?

What are you really good at? Is there anything where you're a local expert? A national expert? A world expert? Any skill or field where you stand out? Or are you satisfied to be mediocre? Are you a star in some field . . . or just an anonymous cypher?

In amateur radio each special interest has its stars: W3CUL for traffic handling; W2QHH for certificate hunting; W6AM for DXing; W2BFD for RTTY; W8JK for antenna designing; W6KG for DXpeditioning; W1FZJ for Moonbouncing; W2KPL for ATV.

What separates the stars from the mediocre? Passion. Passion goads the star into working a little harder and longer than anyone else in one niche. It's surprising how little extra effort it takes to

begin to stand out in your community . . . in your company . . . in your club.

I got fascinated by the idea of digital communications (RTTY) back in 1948. By 1951 I'd gotten so fed up with the lack of communications in the field that I started a newsletter . . . *Amateur Radio Frontiers*. Soon I was an "expert" and was asked to do a column in *CQ!* I started giving talks to ham clubs and wrote the first RTTY manual. My RTTY column led to my becoming the editor of *CQ*.

Is mediocrity genetic or is it learned? When there's a call for help by your ham club, are you right up front, anxious to do something? Club presidents are always complaining that 90% of the work for the club is done by 10% of the members. In which group are you?

At work . . . whatever kind of work you do . . . are you satisfied to be mediocre? How many magazines do you subscribe to which will help you learn more about how to do your work? How many books have you bought in the last year on the subject? How about adult educational courses in nearby schools? How about professional symposiums and conferences? If you're not taking them, should you at least be teaching them?

What aspects of amateur radio are you into? Tried packet yet? If so, have you given any talks to your club on the subject to try and get other club members interested? Ditto satellite communications, moonbounce, UHF experimenting, ATV, SSTV, and so on. Or are you a mediocre ham with only the most

vague understanding of 90% of what the hobby has to offer? Are you merely a rag-chewer, satisfied to get on the air and mindlessly repeat the same garbage over and over for years?

If you're in sales, could you get up in front of a sales meeting and teach a group of salesmen about selling? If you're a manager, are you up to teaching a management group about managing? Or have you been getting by without really knowing much about your craft . . . without reading about it daily . . . without trying to learn more?

There's a big difference between getting very good at something and becoming a true expert. My rule of thumb has been to work at a new skill or interest until I'm in the top 10% of a group of people involved with that interest. After that, the amount of time it takes to get better at it starts to escalate logarithmically and you're headed toward being a one-interest person.

Let's say you decide for some weird reason to get good at working DX. You'll find there are few guidelines in the ham magazines about this. Even the DX bulletins don't cover the subject. They're almost 100% involved with lists of rare DX stations, their QSL managers, times and frequencies.

Okay, how good do you want to be? Some hams are so totally involved with working DX that they are monomaniacal on the subject. A rare DX station will keep them home from work . . . even from their son's graduation. I'd suggest setting a goal of 300 out of the 400 possible countries. That'll put you well

up in the 10% stratosphere in most DX clubs.

If you're going to work 300 countries you're going to need time, good equipment and a lot of expertise. You can make up for any shortcomings in one department by spending more time in another. Howie W2QHH got to the top of the certificate-hunting pile more by dedication to his pursuit than by having a big signal. But a big signal will sure cut down on the time it takes. And it's more fun with a big signal.

It doesn't take much power to get through on a clear channel, so why the kilowatt and the beam? That's to clear the channel. You can't get to be a superb photographer with a Brownie. So figure on spending some money on your interest, whatever it is. Get good equipment. If you're into music, get a damned good hi-fi system. If you're going to rack up a DX score, put up a good, high tower, crown it with a single-band beam, add a kilowatt amplifier, and you're ready to start clearing your frequency . . . to jump into the pile-ups and come out with the prize while you're still smiling.

Your big signal is fine. That's like having a Weatherby for hunting (Weatherby was a ham, by the way). You still have to know where to hunt and how to find that elusive prey. This means getting DX bulletins. It means checking into the DX nets. It means a 2 meter link with other DXers. It means getting damned good at winning DX contests, for that's when some of the really rare spots are activated. That's

## JAN Crystals

your reliable source for a world of crystal clear communication



- Commercial Two-Way
- MicroProcessors
- Amateur/Experimental
- Scanners/Monitors/Pagers
- Satellite-Telemetry
- Plus custom applications

EXPEDITED ORDER SERVICE!  
FOR FREE CATALOG,  
CALL OR WRITE:

### JAN CRYSTALS

P.O. Box 06017  
Ft. Myers, FL 33906

(813) 936-2397

TOLL FREE 1-800-526-9825  
FAX ORDERS: 1-813-936-3750

CIRCLE 240 ON READER SERVICE CARD

## THEY'LL THINK THEY'RE JUST HAVING FUN



## YOU'LL KNOW THEY'RE LEARNING

Carole Perry's (Dayton 1987 Ham of The Year) "Introduction To Amateur Radio" package allows children of all abilities to achieve success.

Ready-to-teach package contains: Teacher's Manual with 26 lesson plans, Code Practice Oscillator for Morse Code practice, Spacecode audiocassette which follows lesson plans. **\$99.95**

- FREE Video Tape Showing Classroom Use

- Any motivated teacher can teach the program.
- Ham Radio program is used as a motivational tool to teach skills in other subject areas.
- 24 hour Hotline is available for help and questions.

- High motivational activities, homeworks, fund raisers, quizzes, & reproducibles included.

**Media Mentors inc.**



P.O. Box 131646  
STATEN ISLAND  
N.Y. 10313-0006  
718-983-1416

CIRCLE 241 ON READER SERVICE CARD

## Multiband AntennaPacks

EmergencyPacks contain  
QRV All Band kink-proof wx-sealed multi-band Dipole-V-Sloper antenna, 70' coax feedline, Quick Launch system, rotproof dacron support braid, 40 p Tech Manual. Complete. Ready for Action. One person installs in 15 minutes. Infopack \$1

80-10 102' long	\$99.95
40-10 51' long	\$89.95

Add \$10 S & H.

**Fastest Antennas in the West**  
AntennasWest  
Box 50062-S, Provo, UT 84605 (801) 373-8425

CIRCLE 90 ON READER SERVICE CARD

**HamCall / CD-ROM**  
500,000 HAMS plus  
1,000's of Public Domain  
Amateur Radio Programs and Data

CD-ROM Disc	\$50.00
Questar Retrieval Software	\$50.00
Shipping (per order)	\$5.00
Philips CDD200	\$399.00
Philips CDD401	\$499.00

**SUCKMASTER Publishing**  
Rt. 3, Box 56 - Mineral, Virginia 23117  
703-894-5777 - 800-282-5628

CIRCLE 56 ON READER SERVICE CARD

**THE ISOTRON**  
COMPACT ANTENNAS FROM 160-10 METERS

NO TUNERS  
NO RADIALS  
NO RESISTORS  
NO COMPROMISE

FIVE EXCELLENT REVIEWS JUST DON'T HAPPEN BY CHANCE  
CALL US FOR A FREE CATALOG.

\*See review in Oct. 73, 1984 CQ, Dec. 1988  
\*Sept. 73, 1985 Mar. W.R. 91  
March 73, 1986

**BILAL COMPANY**  
137 Manchester Drive  
Florissant, Colorado 80816  
(719) 687-0650

CIRCLE 42 ON READER SERVICE CARD



when your big signal will pay off.

You still have to learn operating tricks. How to tail-end without aggravating the DX op. How to get your call across fast. How best to come out on top of the piles. How to find the rare ones. How best to deal with list operations.

Sure, I've worked something over 350 countries... and I did it without losing my perspective... without becoming a DX addict. If you've got a good signal you should be able to work a hundred countries in one DX contest weekend on 20m SSB. I did. Two hundred took me a month. Three hundred a year. From there on I stopped being serious about it and caught the rest by accident.

I went about learning to be a competition driver the same way. I got a good car (Porsche), took lessons from some top racing drivers, and practiced on some top race tracks.

Same with rallying. I got the best in equipment, drove for some top navigators to learn, then developed my own rallying system and then started teaching it to other navigators. The next thing I knew I was importing special watches and computers for rallying and advertising them in the car magazines. I developed my own special tables for navigators and those using my system were usually the winners.

Once you're over 300 countries it's time to ease off and start using your big signal for less predatory purposes. It doesn't hurt to have that signal for RTTY or packet. Or you might get in-

involved with contests and start collecting awards. Once you get good at contesting, it's fun. Oh, it's a real bummer for the hams who just want to rag-chew, but contests only come on about 50 weekends of the year, so don't pay any attention to those milksops. Ignore them. Crush their pitiful bleats with your Big Signal.

Once you get used to no longer being mediocre you'll find yourself getting elected president of your ham club... or any other club you join. And that's fun, too. It's a challenge. Now you're in show business. And once you're more than mediocre you're going to be a lot more interesting to talk to on the air. You're going to have interesting things to say. You're not going to be stuck way down there in that sorry rut of reciting your name (oops, pardon me, handle), rig, antenna, weather, and over to you.

#### 40 Years?

Yep, I started publishing my first ham magazine 40 years ago, in June 1951... complete with long editorials. I did it because I couldn't get anyone else to do it... and it needed to be done.

In 1936 I was just another fat 14-year-old teenager. Then an angel... or perhaps a devil, depending on your perspective... stepped in. My boyhood chum, Alfred Lake (Alfie), and I were in church (Dutch Reformed) one Sunday when a chap came in carrying a big carton of radio parts. Rather than throw them away he gave 'em to Alfie. Alfie took one look and asked

if I was interested. Sure!

We read about angels coming or being sent down by God to do good things. But the Devil himself seems to get involved with the bad things. I guess he doesn't have as big a staff... or maybe as much to do. Yet, when you consider the number of bad things happening compared to the good, El Diablo must run a very tight ship. I don't believe for a minute that government employees go to heaven, but God must be using a similar management system.

Anyway, the box of radio parts got me to checking my *Popular Mechanics* back issues. I found an article on building a cigar-box radio which used my parts and put it together. Then either one of the best or the worst things of my life happened... it worked! I was hooked.

My high school (Erasmus, in Brooklyn) had a radio club (W2ANU), which I joined. Naturally I started studying for my ham ticket... and eventually became W2NSD.

Cut to 1948. After four years in college and another four in the Navy (WWII), I was working as chief cameraman for WPIX-TV, the *Daily News* station in New York. I set my 2m ham station up on the 37th floor, complete with a 16-element beam on the roof. Big stuff in those days.

But hey, what was that weird beedle-beedling up on 147.96? Turned out to be John Williams W2BFD and a bunch of other RTTYers talking with each other. Hmmm, Teletype, eh? It didn't take

long before I'd built my first RTTY unit and was pecking away on a Model 12.

There was quite a crowd on the channel, all with automatic start and stop RTTY systems so they'd work just fine unattended. We had clocks on 'em which allowed us to selectively call any individual at so many minutes after the hour. If we turned on his machine during the one minute interval we could hold it on and leave messages. Several of us even built in a system to get an answer-back acknowledgement that the messages had been received. Not bad for over 40 years ago, eh?

I was having so much fun that I wanted others to find out about it so they could have fun too. I tried to get John to start a newsletter, but the best he'd do was send out bulletins on RTTY. Well, that wasn't going to help attract newcomers! We needed an RTTY newsletter.

In 1951 I got a job as a TV director at WXEL in Cleveland and, wow, there was a mimeograph machine. Within days I had the first issue of a Teletype bulletin in the mail to everyone I knew who was involved with this obscure hobby. I called it *Amateur Radio Frontiers* and published it monthly until I took over as editor of *CQ*.

My newsletter soon got me a RTTY column in *CQ*, and that led to me becoming the editor in January 1955. Then, when I got fired in January 1960, I decided to stick with publishing. The first issue of 73 came out in October 1960.

Continued on page 82


**MAXCOM**  
AUTOMATIC ANTENNA MATCHER

The ultimate advanced technology —  
when you need it most.

P.O. Box 502  
Ft. Lauderdale, FL 33302 Call Sonny  
(305) 523-6369

THE BOTTOM LINE: "MAXCOM" WORKS!  
CIRCLE 101 ON READER SERVICE CARD

**QUICK, EASY, & COMPACT**  
Flash cards "NOVICE thru EXTRA" theory Key words underlined. Over 1600 sets in use! For beginner, OMs, XYLs & kids.

NOVICE	\$11.95	Order Today! from	
TECHNICIAN	\$10.95		
GENERAL	\$ 9.95		
ADVANCED	\$15.95		
EXTRA	\$14.45		

Shipping 1 — \$ 3.00  
2 or more — \$ 4.00  
CLUB DISCOUNTS

**VIS STUDY CARDS**  
P.O. BOX 16646  
HATTIESBURG, MS 39404

CIRCLE 104 ON READER SERVICE CARD

**KinkProof G5RV QuickKits**  
created by Antennas Direct

Fast & Easy to Build  
• Fail-Safe visual instructions  
• No measuring or cutting  
• Everything included  
• Finish antenna in minutes

Quality Components  
• Presoldered Silver Fittings  
• Kinkproof QuietFlex wire  
• Fully insulated, wax sealed, no-corrode, low noise design

Tune All Bands Incl WARC

• Double Size G5RV 204 ft 160-10 Dipole	\$59.95
• Full Size G5RV 102 ft 80-10 Dipole	\$35.95
• Half Size G5RV 51 ft 40-10 Dipole	\$25.95
• Quarter Size G5RV 26 ft 20-10 Dipole	\$21.95
• ReadyMade 102 ft G5RV	\$50.00
• ReadyMade 51 ft G5RV-2	\$40.00
• 200' Dacron 250# line	\$11.95

Want Plans, Patterns, Data? Order TechNote #124-D \$6.95 ppd USA  
Order Hot-Line: 1-800-926-7373

CIRCLE 296 ON READER SERVICE CARD

## CW Simulator

for PC-DOS or MS-DOS computers



### Morse Code Training Software

#### -User Defined

- Adjustable code speed and tone
- Beginning lesson menu
- Display (groups, lines, characters)
- Hide and Seek text option
- Letters, Numbers, Punctuation, Qsignals
- Random character & call sign generator
- Standard and Farnsworth modes

-Configurable QSO Generator capable of over 700 billion combinations. Users can edit and create new text!

-Screen editor to create, save, and playback user created QSO's & messages.

-Plaintext generator for 3, 4, & 5 letter words.

-Calibrate software code speed to PC clock.

#### On The Air Simulation

Copy through QRM and poor operator rhythm! Great for experienced operators testing for next grade.

Specify 3.5" or 5.25" diskette. Send \$24.95 to Owens/Browning Software, 954 Church St., Hutchinson, MN 55350 (MN residents add 6% sales tax.) Requires DOS 3.0 or greater.

**Owens/Browning Software**

CIRCLE 27 ON READER SERVICE CARD

## SHORTY ALL-BANDER

THE PERFECT MATCH FOR ANTENNA TUNERS WITH A BALANCED OUTPUT

ONLY 70 FOOT LONG OVERALL

- Completely factory assembled ready to use
- Small, lightweight, weatherproof, sealed shorteners with stainless steel eyelets
- Heavy 14 (7/22) gauge stranded copper antenna wire to survive those severe storms
- Center fed with 100 feet of low loss 450 ohm balanced transmission line
- Includes center insulator with an eye hook for center support
- Includes custom molded insulators molded of top quality material with high dielectric qualities and excellent weatherability
- Complete installation instructions included
- Overall length 70 feet, less when erected as an inverted vee or sloper
- Handles 2 kw PEP & covers 160 through 10 meters
- May be trimmed to fit small city lots

Only \$39.95 PPD

The ALL-BANDER DIPOLE, all-band doublet type antenna is fully assembled, overall length 135 feet with 100 feet 450 OHM feedline.

Only \$29.95 PPD

## G5RV ANTENNA



The G5RV MULTIBANDER antenna is an excellent all band (3.5-30 MHz) 102 foot dipole. On 1.8 MHz the antenna may be used as a Marconi type antenna when used with a tuner and a good earth ground. The proper combination of a 102 foot flat-top and 31 feet of 300 ohm KW twinlead transmission line achieves resonance on all the amateur bands from 80 through 10 meters with only one antenna. There is no loss in traps and coils. The impedance present at the end of the 300 ohm KW twinlead transmission line is about 50-60 ohms, a good match to the 70 feet of RG8X mini foam coax. It comes completely assembled ready for installation, handles 2 KW PEP and may be used in a horizontal or inverted "V" configuration.

MODEL	BANDS	LENGTH	PRICE
G5RV-MB	80-10	102	\$49.95 PPD
	(model illustrated)		
G5RV	80-10	102	\$34.95 PPD
	(no xlmr or cable with 31' bal feedline)		
G5RV JR	40-10	51	\$29.95 PPD
	(no xlmr or cable with 26' bal feedline)		

AT YOUR DEALER, IF NOT, ORDER DIRECT

**VGE**

VAN GORDEN ENGINEERING  
BOX 21305, S. EUCLID, OHIO 44121  
PHONE (216) 481-6590 FAX (216) 481-8329

CIRCLE 120 ON READER SERVICE CARD



**PktGOLD MultiMode**  
PK232, PK88 Owners !!  
Your upgrade is here.

**Features:** Direct Maildrop support, Binary File transfers, Conference bridge, Continuous monitoring even while connected, DOS shell, Advanced Scroll back, Cut and paste editor, and more. Simply the best program for PK88/PK232. Online command and mode help.

**AMTOR:** PK232 owners, Amtor has never been so easy to use. On screen you see whether you are sender or receiver, RQ or traffic, FEC, SELFEC, ARQlisten, etc. If you have a PK88, and upgrade to the PK232, you'll find AMTOR operation as easy as Packet using our "quick connects" system and other operating tools. The best program for Baudot, Morse, Navtex, TDM, Ascii and SIAM, the AEA Signal Analysis mode.

**Read the AEA advertisement** "Many superior programs have been written for Host Mode" Know what program they're talking about? If you guessed PktGOLD, you're right!

**Ordering:** Price: \$59.95 (CA add Tax) plus \$5 S&H. InterFlex Systems Design Corp., P.O. Box 6418, Laguna Niguel, CA 92607-6418 (714) 496-6639 VISA/MasterCard welcome.



**NetView**  
**TNC Status Info**  
**Cstat**  
**Function Key Line**

CIRCLE 77 ON READER SERVICE CARD

# GET MUGGED

Personalize a ceramic mug with:  
Your Name and Callsign  
A Photograph  
A Signature  
A Message  
A Logo

These ceramic mugs are premium white, 11 oz., dishwasher safe and FDA tested for your safety.

**\$12.00 + 3.50 S/H**  
AZ Residents add 5% Sales Tax  
Allow 2 weeks for delivery

**EZ Ventures**  
(Elio/WB7ESQ)  
2001 W. Wetmore Road Tucson, AZ 85705  
(602)888-6675

CIRCLE 32 ON READER SERVICE CARD

Factory Authorized Dealer & Service For

## KENWOOD YAESU ICOM

**Call Us For  
Great Prices & Great Service**

**TOLL FREE ORDER LINE 1-800-344-3144**  
Continental U.S. & Texas

KCOMM, INC. SAN ANTONIO, TEXAS  
**THE HAM CENTER**  
SALES AMATEUR RADIO SERVICE

5730 Mobud San Antonio, TX 78238 (512) 680-8110  
FAX (512) 647-8007

### Natural Voice Playback Board



- Repeater Identifiers
- Contest Stations
- Site Alarms
- Remote Telemetry
- Weather Stations
- Multiple Languages
- Emergency Announcements

**DataVoice - DV-64**

Add a **Recorded Natural Voice** to your system or equipment. Voice vocabularies or multiple phrases up to 1 minute in a Natural Voice is saved in Non-Volatile E-Prom memory. (If power is removed the recordings will not be lost). We'll record your message(s) in a male or female voice - or - you can record the library by using the optional SDS-1000 development board on an IBM or compatible computer.

Parallel Input Word Select      8 ohm Audio output  
500 ma Keyline Output          600 ohm Audio output  
32 Kb sampling rate              +9v to +14v Supply  
Multiple Modes                    Size : 4.00" x 4.25"  
30 sec - 30 minute Timers      Connectors Included

Price \$ 169.00 Single Qty (programmed)

**Palomar Telecom, Inc.**  
300 Enterprise St. Suite E  
(619) 746-7998

CIRCLE 139 ON READER SERVICE CARD

**1-800-666-0908**  
Pricing and orders only

## YAESU ICOM ALINCO STANDARD

AEA, CUSHCRAFT, KANTRONICS, ASTRON, DIAMOND, Etc.  
FACTORY AUTHORIZED DEALER—LOW DISCOUNT PRICES  
FULL LINE OF ACCESSORIES—MONTHLY SPECIALS

### LENTINI COMMUNICATIONS

21 Garfield St., Newington, CT 06111

New equipment pricing and orders 1-800-666-0908 Out of State.  
Tech questions, used gear, info 203-666-6227. Fax: 203-667-3561.  
Hours: Mon-Fri, 10-6. Sat, 10-4

WE SHIP UPS  
C.O.D.s  
WELCOME



CIRCLE 234 ON READER SERVICE CARD



**SATELLITE CITY**  
Communications for the Future

DAN KB0XC—KIRBY KA0ZTS—LOUIS KA0IPN  
RON N0KMR—DENISE YL—MALINE XYL—MIKE S00N

**1-800-426-2891**

## YAESU



**FT 650  
Tri-Bander  
Blow out!**

	LIST	Call \$
FT-1000D Deluxe HF w/options	4399.00	Call \$
FT-1000 Deluxe HF	3399.00	Call \$
FT-767 GX Gen	2068.00	Call \$
FT-757 GX II G	14.00	Call \$
FT-747 GX G	10.00	Call \$
FL-700	10.00	Call \$
FT-730	10.00	Call \$
FRG-5	10.00	Call \$
FT-290	10.00	Call \$
FT-650	10.00	Call \$
FT-790	10.00	Call \$
FT-470	10.00	Call \$
FT-520	10.00	Call \$
FT-2400	10.00	Call \$
FT-212R	10.00	Call \$
FT-712 70	10.00	Call \$
FT-470 2M	10.00	Call \$
FT-411E 2M	355.00	Call \$
FT-811 70CM FM	410.00	Call \$
FT-26R 2M FM 2W HH	329.00	Call \$
FT-76R 70CM FM 2W HH	359.00	Call \$

## ICOM



**HF Season  
is Here!  
IC-765 Special**

	LIST	Call \$
IC-781 Deluxe HF w/scope	6149.00	Call \$
IC-765 Gen. Cvr Ycvr	2692.00	Call \$
IC-735 Gen. Cvr	1149.00	Call \$
IC-725 Gen. Cvr	949.00	Call \$
IC-726 Gen. Cvr	10.00	Call \$
IC-R7000	10.00	Call \$
IC-R7100	10.00	Call \$
IC-275	10.00	Call \$
IC-475	10.00	Call \$
IC-240	10.00	Call \$
IC-320	10.00	Call \$
IC-250	10.00	Call \$
IC-220	10.00	Call \$
IC-W2000	10.00	Call \$
IC-24A	10.00	Call \$
IC-2SAT	10.00	Call \$
IC-2SA 2M mini	19.00	Call \$
IC-3SAT 220MHz w/TTHH	449.00	Call \$
IC-4SAT 440MHz w/TTHH	449.00	Call \$
IC-4GAT 440MHz w/TTHH	449.00	Call \$

## cushcraft CORPORATION

AEA	KLM/Mirage
Astron	Lakeview
Bencher	Larsen
Butternut	MFJ
Cushcraft	R.F. Concepts
Daiwa	Sony
Hustler	Vibroplex
Kantronics	

Plus more . . . Thanks for your support.

**NOW CANADA** 1-800-426-2891  
METRO: (612) 786-4475  
2663 County Rd. I  
Mounds View, MN 55112  
Super Minnesota Watts 1-800-279-1503

CIRCLE 153 ON READER SERVICE CARD

Continued from page 79

It was that confounded box of old radio parts that started it all. When friends found I was interested in radio they started dumping old radios on me. I had a ball taking them apart and saving the parts. If I'd only known that putting 'em up in the attic for 50 years would turn them into solid gold...! But then, I'd have done a lot better job of saving my Big-Little books, my baseball cards and old marbles too. Heck, I could launch several more magazines just by selling all that old junk.

One legacy of my many years spent at the workbench building things is a twisted pelvis. I tended to stand on my right foot and this eventually gave me a slight permanent twist and a resulting weak back. I suppose it was a reasonable trade-off, because I had a wonderful time building rigs, receivers, audio amplifiers, RTTY, SSB, VHF gear and so on.

Parts? Did I have parts? I had tons of 'em. It took two moving van loads to get 'em to New Hampshire when I moved up from Brooklyn in 1962. I had thousands of tubes, cabinets full of resistors, capacitors, switches, relays, sockets, connectors. When I needed something I'd get a dozen or 50, just to be sure. I didn't just have switches or connectors, I had 33-drawer cabinets of switches and connectors.

I saw the beginning of the end when transistors and ICs appeared, so I held a couple of mammoth auctions and dumped everything at cents on the dollar, more interested in finding good homes for my parts than getting money for them. You don't sell things you love for money. I still remember every one of those parts... the Sangamo transmitting capacitors, the vacuum capacitors, those cute little 454 acorn and 9001 peanut tubes, remember nuvisitors? How about those 815s? 826s... two 807s in one envelope? One rig had 203Zs, another 813s. My 2m kW had CX-125s.

Oh, there are plenty of things to build these days, but not rigs. Home building can't begin to compete with the economies of scale of commercial manufacturing. Individual hams have a hard time out-designing whole labs of engineers and technicians at ICOM, Kenwood and Yaesu.

With parts so hard to find it's easier to turn to Ramsey and other kit suppliers and let them shop Asia for us.

My first job after college was as a radio announcer/engineer. That was fun, but it didn't seem to have much of a future. I felt the same after trying television for three years. But my basic need was to get people to share the things I enjoyed, so publishing seemed like a good medium for me.

I've been at it ever since, encouraging kids to get into ham radio... trying to get hams to find out how much fun RTTY, SSTV, packet, 10 GHz, DXing, DXpeditioning, moonbounce, OSCAR and so on can be. Yes, I'm a nag.

When repeaters came along I drove tens of thousands of readers crazy pushing them to try 2 meter FM and repeaters. I did the same with SSB

when that first came along. And computers too. I not only badgered my ham readers to try computers, I started one computer magazine after another, driving over a million readers to learn more about 'em and have fun. I published dozens of books and hundreds of software packages.

Now I'm sharing my love of music with my *Music & Audio Reviews* magazine, urging them to just dammit listen to ragtime, bluegrass, marches, folk, and a wide variety of ethnic music. And, as usual, I'm succeeding.

At 69 I have what, maybe 10 years more to go at best? Well, that's 10 years to help people have fun. And since one of the least fun things is to be poor, I also push anyone who'll read or listen to get off their butts and start making money. It's out there by the carload, just waiting for anyone with the guts to go after it... and that's fun too. It's exciting!

Making money doesn't take brains or even a college degree, all it takes is working in a direction which has good odds for a payoff... and working harder than most other people. At 69 I'm taking it easy. Heck, I seldom work more than half a day any more. Twelve hours. I can't let work eat into my hamming time, right? Hmmm, as the publisher of 73, perhaps I should count hamming as work. No, that would put me on overtime.

#### Beating The Bushes

I'm heartened by the growing number of clubs which are actively trying to recruit new hams... particularly youngsters. My apologies for being such a nag about getting more hams. I'll be even more heartened if (a) you start sending me some photographs of your newly licensed youngsters and (b) you increase your efforts.

If your club would like to start Novice or no-code Tech classes, but you don't know how to get 'em out of the woodwork, I can give you some hints. Like hint #1 is to make sure you have interesting meetings so that when you get newcomers to come they won't be turned off forever about our hobby.

While I know it's possible that an old-timer could actually force himself to be nice to a youngster and manage at least a strained grin for a few moments, you might do better to retire your fogies to the back row and get someone with life left in 'em to front for the club. You old fogies can get mad at me if you like, since I'm probably older than you.

Okay, now how do you drum up those newcomers? Well, there are two ways to go about it, so do both of them. You can go hunting for them in the most likely places... on CB and in schools. It won't hurt to see if some members have kids who haven't yet been turned into fanatical ham haters.

I'd get a team of two or three club members to scout the CB channels, looking for fresh blood. If you get to 'em before they get disgusted and quit, you'll have a chance. Invite them to a club meeting. And when they come, for

heavens sakes say hello to them. Talk to them. Get your members to come out of their huddle over at the side of the room and be gracious hosts. Jeeze, do I have to explain the fundamentals of good manners? Judging from many of the clubs I've visited, yes, I do.

I gave a talk about amateur radio to the fifth graders in the local school. They started a ham club and I'm still getting letters of appreciation from the kids. I wrote about that and asked if anyone had a spare rig for the club. No one wrote. Tsk. If you won't even part with a rig you're no longer using, at least put in your will to have your widow send one of your rigs to help out the kids.

If I can do it, so can you. So get in touch with your local schools and ask the principals if you can talk to the fifth or sixth graders about amateur radio. Mention that kids need to learn about technology... and they'll learn best if they are enthusiastic about it.

Yes, I know, that's old ground. Sure, but the fact is you haven't done it yet, so I need to remind you. When it comes to things you should be doing, but which take a little initiative, I have to nag the heck out of you. Now get moving! Heck, if I can find the time, so can you. You're *not* busier than I am.

#### Publicity

One of the easiest things you can do is start getting people acquainted with amateur radio by getting it mentioned in your local papers... and on the radio. If you know how to do this, it's simple. If you don't, you're in for a lot of frustration.

First, you need to have some sort of flimsy excuse for sending out a "release." This can be when a member of the club makes DXCC, WAS, wins a contest, when the club does Field Day, has a picnic, auction, hamfest, or other event, graduates some new licensees, holds a transmitter hunt, provides communications for a race, rally, walkathon, has a celebrity speaker (like an astronaut... no, I'm not a celebrity... of course I could immolate myself on the front lawn of the White House in protest over the loss of 40% of 220 and become a celebrity, but who needs a talk from a roast ham?).

Do some brainstorming for possible news items. How about a club member making a 10,000 mile QRP contact with a rig he can hold in the palm of his hand? Or maybe someone has made DXCC over a weekend? Or WAS in one night? Or WAC in 10 minutes? How about some contacts with hams in the USSR? Or the Mideast?

Did I ever tell you about the time I worked W7IMW/C7 in Tiensin, China? He was running 1/10th watt to a signal generator and a longwire on 10 meters! Tell me about QRP. And yes, I worked a hundred countries on a weekend, worked all states one night, and made WAC in ten minutes one morning on 20 meters. No, I didn't call the newspapers... but I should have!

It's unlikely the paper will send out a reporter or photographer, so you'll

want to get a club member to take the pictures... black and white, not color, for most papers. Color pictures don't do well in black and white.

Perhaps I'm presuming too much if I suggest that you may have someone in the club who can write. Many of the letters I get are on spiral notebook paper, written in something between hieroglyphics and Sanskrit. The easier a release is for an editor to use, the more likely it is to get published. I hope that's not a revelation.

This means you appoint a literate club member to write the release. Print it out double-spaced, keeping it concise and to the point. Include the floppy disk so the editor won't have to re-keyboard it. The less editing it needs, the more likely it is to see print. Tell the story simply and clearly. Leave out the ham lingo. Try to work in how much fun everyone had at whatever you're writing about and give a contact name and phone number, both for the editor and for any readers wanting information about club meetings.

Once you have your release ready to go, complete with some photos (each with a caption taped to the back... do not use a ball pen), it's time to call the editor and tell him you're sending a release. Tell him if he has any questions to give you a call.

Then, when you think he's had time to get the release, call again and see if he has any questions. You can then ask if he's going to run the story, so you can tell the club members and their families to look for it.

Be sure to include the fact that the club is giving license classes and that newcomers are most welcome. Then see that they are.

One more thing, try to get across the idea that you're having fun.

If you keep getting our hobby into print and mentioned on the radio, eventually the concept that hamming is fun and accessible will seep into the public consciousness. With over 3,000 ad messages a day hitting us, it isn't easy to get through the clutter. It takes imagination and persistence. One time doesn't do a thing. Two times doesn't either. It takes a continuous barrage to penetrate.

When I lecture college students on entrepreneurialism I always ask for a show of hands of those who know what amateur radio is. I'd say that about 5% of them even have a clue. And it's our fault that we have an almost totally secret hobby.

One of the things I pleaded with you ARRL members to do is to lean on those old dodo directors you keep electing every two years and get them to have the general manager set up an honest-to-goodness PR department to go after both national and regional publicity for the hobby. And keep leaning until they stop double-talking and get into action.

Okay, you have your marching orders, what else do you need? Let's get cracking... and don't forget to send me a copy of your stories when published so I can start giving your club credit. **73**

*Ace Systems*

R.D. #1 Box 83  
Wilcox, PA 15870  
814-965-5937

**NEW**  
**\$84.<sup>95</sup>** OPTO IAMBIC DELUXE  
SAME AS OUR OPTO IAMBIC PLUS

DUAL RIG SWITCHING  
POSITIVE and NEGATIVE OUTPUTS ALL OPTO-ISOLATED  
DEFEATABLE SIDETONE with CODE PRACTICE OSCILLATOR POSITION and more...

1 YEAR ZERO CUSTOMER COST WARRANTY on all products.  
Visit your ACE dealer shown below:

**A.E.S. • Barry Electronics • KJI Electronics • Madison Electronics • Oklahoma Comm. Center • R.F. Enterprises • R&L Electronics • Rivendell Electronics • Thomas Radio • AK • VHF Communications**

CIRCLE 83 ON READER SERVICE CARD

**ICOM™ R7000 Sweeping 1300 Channels/Min.**

**DELTACOMM™ 1.04** gives you a custom interface and optimized software that will not just control but will maximize the potential of your R7000. Spectrum log at speeds in excess of 1300 channels/min. while automatically generating a histogram of frequency/activity. Advanced priority channel monitoring and program control, by channel, of remote tape recorders during scanning. Here are a few (there are many more) examples of the advanced features DELTACOMM has to offer:

- Birdie log during frequency search automatically characterizes your R7000, then locks out those frequencies.
- Auto histogram and scan file creation during spectrum log.
- Scan file channel lock-out feature allows scanning around channels without removing that frequency from database.
- Resume scan and maximum monitor values unique on each channel scanned.
- Each frequency within a scan file has an area (40 characters wide) for channel information.
- Auto frequency detection and storage during search and spectrum log.
- User friendly installation program reduces need for DOS knowledge.
- Full support of serial ports COM1-COM4.
- On-screen HELP reduces need to refer to user manual.
- REQUIREMENTS: MS-DOS microcomputer with minimum 512K memory. DELTACOMM's performance is proportional to baud rate setting, style of display card and type of computer used.

**\$299** Incl. Ext. Interface & Components for Cabling  
Check, MO, VISA or MASTER  
Accepted + \$4 for S&H  
(WI Res. Add 5% Sales Tax)

**DELTA RESEARCH**  
PO Box 13677 • Wauwatosa, WI 53213  
FAX or Phone Weekdays (414) 353-4567

CIRCLE 256 ON READER SERVICE CARD

**GO WITH THE WORLD LEADER!**  
**The WB2OPA LogMaster**  
HF Logging System

**DX PacketCluster Support!**

- Unparalleled Log Statistics.
- Auto QSO Alert Indicator.
- Auto Beam Headings.
- Auto Country, Prefix, and Zone Selections.
- Print Log Sheets, QSL Cards, and QSL Labels.
- Dual Clock Calendar.
- User Configurable.
- Search and Sort on Call Sign, Date Prefix, Country, State, CQ Zone, ITU Zone, or User Defined Fields.
- IBM Compatible.
- AND MUCH, MUCH MORE!!!

**Just \$69.95 Complete.**  
*(New Jersey Residents Please Include Sales Tax)*

**30 Day Money Back Guarantee**  
**FREE DEMO DISK** (Include \$5.00 for P & H)

Send Call and Disk Size (5.25 or 3.5) to:

**Sensible Solutions**  
P.O. Box 474  
Middletown, New Jersey 07748  
(908) 495-5066

*Professional Software For The Radio Amateur*

CIRCLE 95 ON READER SERVICE CARD

*Say you saw it in 73!*

**Why buy a TNC?**  
**PC HF FAX + PC SWL \$119**

**SPECIAL COMBINATION OFFER**

For a limited time, if you order PC HF FAX \$99 (see our other ad in this issue), you can add PC SWL for only \$20 instead of our regular low price of \$99.00.

PC SWL contains the hardware, software, instructions and frequency lists needed to allow you to receive a vast variety of digital broadcasts transmitted over shortwave radio. All you need is any IBM PC or compatible computer and an SSB shortwave receiver. The product consists of:

- Demodulator
- Digital Signal Processing Software
- 80 Page Tutorial Reference Manual
- World Press Frequency List
- Tutorial Audio Cassette with Samples

PC SWL automatically decodes Morse code, Radio Teletype, FEC (forward error correcting code), SELCAL (selective calling transmissions), and NAVTEX.

PC SWL lets you tune in on world press services with up to the minute news, meteorological broadcasts, ham radio operators, coastal shore stations, aviation telex and much more digital action on the shortwave bands. Find all the utility station action you have been missing. PC SWL software uses the processor in your PC to do the work, why pay for another expensive box when a simple interface and your PC and do the job?

**ADVANCED FEATURES:**

- Tuning Oscilloscope
- Digital Waveform Presentations
- Auto Calibration and Code Recognition
- Continuously Tunable Filter Frequencies
- Variable Shift
- Adjustable CW Filter Sensitivity
- Unattended Capture and Printing

**Software Systems Consulting**  
615 S. El Camino Real, San Clemente, CA 92672  
Tel: (714) 498-5784 Fax: (714) 498-0568

CIRCLE 244 ON READER SERVICE CARD

# A99

**HAM - CB  
COMMERCIAL**

**OPERATES  
10 THRU 12 METERS  
WITH TUNER**

**FIBERGLAS  
OMNIDIRECTIONAL  
BASE STATION  
ANTENNA**

- Covers far above and below the traditional C.B. Channels (for export, commercial and Ham band use, input 2000 watts, P.E.P.)
- The A-99 is a 1/2 wave voltage fed antenna that incorporates our patented variable mutual transductance tuning system.
- Comes in three sections. Easy To Assemble.
- Entire Antenna radiates 9.9 DBI Gain

**TWIN RING  
ADJUST-A-MATCH  
TUNING**

The A-99 features the Solarcon Twin Ring "Adjust-A-Match" tuning making it possible to tune the input to the antenna and obtain the optimum S.W.R. over a range of frequencies. Raising the rings raises the frequency and lowering the rings lowers the frequency.

**For More Information,  
Call Solarcon at  
1-800-445-3991,  
or send for  
FREE information.**

**SOLARCON  
ANTENNAS**

7134 Railroad St.  
P.O. Box 176  
Holland, Ohio 43525

U.S. PATENT #4,360,814 -  
Canadian Patent #1,145,456 -  
England Patent #2,046,529. Other Patents Pending

CIRCLE 198 ON READER SERVICE CARD

# HAMS WITH CLASS

Carole Perry WB2MGP  
P.O. Box 131646  
Staten Island NY 10313-0006

## The Berens River Connection

As a ham radio operator, I am always fascinated with the way every radio contact can produce its own unique fun, excitement, or information. As a teacher using ham radio in the classroom, I continue to be impressed with the myriad of spin-off lessons that can be generated from the simplest of radio contacts.

Without even realizing it most of the time, hams are always demonstrating skills other than radio expertise. Determination, diplomacy, good will, cooperativeness, and helpfulness are but a few of the very real observable traits most hams convey to the world 24 hours a day. How wonderful it is to be able to point this out to children who are at the radio.

When Bill Peckham VE4AAL, principal of the Berens River School in Manitoba, contacted me, neither one of us could have predicted the excellent exchanges our schools would be involved with. Bill and his students tried to check into our CQ All Schools net for months. We always called for them, knowing that they would be there listening for us. When we finally did make contact, it was especially meaningful to all the youngsters. Phrases like "ham determination" and "never say die" were heard in my classroom for days as the children discussed the contact.

The children, being natural goodwill ambassadors, quickly set up a pen-pal exchange with their counterparts in Canada. Many class sessions in the next few months were spent on producing a schoolwide video to send to Bill and his students. We continued to be surprised and amazed at the differences in our respective schools. When my students in Staten Island learned that Berens River had a total population of 1800 people, their jaws literally dropped. The school population in our 6th, 7th, and 8th grade intermediate school alone is 1800. It was great fun for me to watch the expressions on their faces when they heard these facts on the radio. The video tape and letter exchange will undoubtedly be remembered for a long time. If you are lucky enough to be an instructor with a ham radio in your classroom, don't cheat yourself and your students out of this kind of terrific learning experience.

### From VE4AAL: Report on Student Ham Radio

Berens River is an isolated community located 180 miles directly north of Winnipeg, Manitoba's capital city. The community is accessible by road only during January to March, when vehicles can drive over the frozen lakes, rivers, and muskeg. During the sum-

mer, Lake Winnipeg offers passage for barges and fishing boats. Excellent airport facilities allow small commercial airlines to fly in and out on most days. Isolation is a factor shared by many northern Manitoba communities.

Berens River First Nation Reserve has approximately 1800 residents, most of whom are Treaty Indians of the Saulteaux Tribe. Many of the students speak Saulteaux fluently, and have the opportunity to study their language at school. School programs encourage respect for their local heritage and culture.

Berens River School is operated by Frontier School Division No. 48, and costs are shared with the local Native Band. Frontier School Division is the largest school division in total area, in North America, and covers many remote communities. The Area 3 superintendent has been most supportive in encouraging new programs, like the Ham Radio Pilot project, which will hopefully help advance communications in these northern communities. Student interest could develop into lifelong hobbies, and perhaps lead into various careers. Many students have been introduced to radios because their parents operate marine radios on their fishing boats in summer when the boats head out on Lake Winnipeg. During winter, when the fishermen use bombardiers on the frozen lake, marine radios are essential equipment.

In the fall of 1990, the ham radio shack in Berens River School received a new rotor and control for its large-sized, heavy beam antenna. The Berens River Band Council gave the school a large steel tower on which to mount the beam. This antenna allows global coverage of the 10, 15, and 20 meter bands. Another antenna, an inverted-vee, allows contact on the 40 and 80 meter bands. The ICOM 735 transceiver provides state-of-the-art radio contact with the outside world. The ham radio pilot project in our school includes classes in grades 5, 6, and 7. This program has been slow at getting off the ground, but more volunteer students are getting involved from these three classes. Morse code keys have been received to practice code so the students are well on their way toward learning the alphabet. The students often meet during regular class time and have been spending more time during lunch hours and after school.

The highlight of our ham radio program thus far has been the 6th and 7th grade students' recent contact with Carole Perry's students in Staten Island, New York. We had often tried to connect with them last year, but without success. For most of our students, it was the first time they had spoken into the mike. By the time we made our second clear (5/9) contact, the students were able to give their names



Photo A. Berens River School Principal Bill Peckham VE4AAL at the school rig.



Photo B. Fifth grade students watch as Kingsley McDonald speaks on the radio.




Photo C. Eighth grade students Farah Berens (at the mike) and Arnold Disbrowe learn how to make QSOs.

# DEALER DIRECTORY

phonetically over the mike, and were quite excited with the matching of pen pals. Some students were apprehensive about their poor writing skills, but were reassured that they would receive extra help with letter writing. They were willing to try, and have nearly completed their rough drafts. We've received our first pictures of Carole's students, and have Polaroid pictures of our own students in the mail.

The students are eager to learn more about New York City, our contact area. They weren't too sympathetic with Carole when she mentioned the snow storms in New York, as we had experienced blizzards with -40 degrees Celsius during the holidays. The wind chill sometimes made it more like -50 degrees. Students in Hollywood, California, talking on Carole's net during our first contact certainly couldn't comprehend these conditions.

Dave Place, a guest instructor, recently visited our school while in our community on business. He explained to the students the theory of how messages are transmitted from the radio through the atmosphere to other locations. Within minutes, Dave had several students talking to people in England and Wales, as well as listening to people in Italy. What a way to integrate studies! It is most encouraging to hear students who have never had much academic success spell their names phonetically on the radio, and do their best writing a letter to a new pen pal!

Our next challenge is to have our 5th grade students talk with Larry, a teacher in Hawaii I made contact with several times last June, and his students. Through such contacts, our students are beginning to understand the concept of time zone differences.

My latest challenge to the students is the offer of a free ham station to the first student who passes his or her Novice ham exam. One young lady asked me what I would do if several students passed the exam at the same time. Do they each get a station? I hadn't thought about that!

In the future, we will have to address several needs. First, we need to identify and obtain learning materials (books, publications, Apple IIe computer disks, and video tapes) suitable for our students, to help prepare them for their Novice ham radio exams. Second, we need more instructors, as the increased interest among other students means an added strain on the instructor's time.

Considering the advantages and educational benefits to the children of the Ham Radio Project, the time, money, and effort makes everything worthwhile. **73**

*All hams are encouraged to use this column as a focus and reference, and to send in suggestions and ideas so that we can share and network with each other on ways to promote amateur radio to capture the interest of people of all ages.*

## DELAWARE

### New Castle

Factory authorized dealer! Yaesu, ICOM, Kenwood, Ten-Tec, AEA, Kantronics, DR-SI Mfg., Ameritron, Cushcraft, HyGain, Heil Sound, Standard Amateur Radio, MFJ, Hustler, Diamond, Butternut, Astron, Larsen, and much more. **DELAWARE AMATEUR SUPPLY, 71 Meadow Road, New Castle DE 19720. (302) 328-7728.**

## IDAHO

### Preston

Ross WB7BYZ has the largest stock of amateur gear in the intermountain West and the best prices. Over 9,000 ham related gear in stock. Call us for "all" your ham needs today. **ROSS DISTRIBUTING CO., 78 S. State, Preston ID 83263. (208) 852-0830.**

## NEW JERSEY

### Park Ridge

North Jersey's oldest and finest Shortwave and Ham Radio Dealer. 1 1/2 miles from Garden State Parkway. Authorized Dealers for AEA, Kenwood, Japan Radio Company, ICOM, Yaesu, etc. Ham Sales, Lee WK2T. **GILFER SHORTWAVE, 52 Park Ave., Park Ridge NJ 07656. (201) 391-7887.**

## NEW YORK

### Manhattan

Manhattan's largest and only ham and business Radio Store. Featuring **MOTOROLA, ICOM, KENWOOD,**

**YAESU, AEA, SONY, PANASONIC, MFJ, GBC CLOSED CIRCUIT TV CAMERAS AND MONITORS, BIRD WATTMETERS, OPTO ELECTRONICS FREQUENCY COUNTERS, AOR SCANNERS, TEN-TEC, ETC.** Full stock of radios and accessories. Repair lab on premises. Open 7 days. M-F, 9-6 p.m.; Sat. & Sun., 10-5 p.m. We ship *Worldwide*. For Specific information call or write: **BARRY ELECTRONICS, 512 Broadway, New York NY 10012. (212) 925-7000. FAX (212) 925-7001.**

## OHIO

### Columbus

Central Ohio's full-line authorized dealer for Kenwood, ICOM, Yaesu, Alinco, Info-Tech, Japan Radio, AEA, Cushcraft, Hustler, and Butternut. New and used equipment on display and operational in our 4000 sq. ft. store. Large SWL department, too. **UNIVERSAL RADIO, 1280 Aida Drive, Reynoldsburg (Columbus) OH 43068. (614) 866-4267.**

## PENNSYLVANIA

### Trevese

Authorized factory sales and service. **KENWOOD, ICOM, YAESU,** featuring **AMERITRON, B&W, MFJ, HYGAIN, KLM, CUSHCRAFT, HUSTLER, KANTRONICS, AEA, VIBROPLEX, HEIL, CALLBOOK, ARRL Publications,** and much more. **HAMTRONICS, INC., 4033 Brownsville Road, Trevese PA 19047. (215) 357-1400. FAX (215) 355-8958. Sales Order 1-800-426-2820. Circle Reader Service 298 for more information.**

**DEALERS:** Your company name and message can contain up to 50 words for as little as \$420 yearly (prepaid), or \$210 for six months (prepaid). No mention of mail-order business please. Directory text and payment must reach us 60 days in advance of publication. For example, advertising for the April '91 issue must be in our hands by February 1st. Mail to 73 *Amateur Radio Today*, Box 278, Forest Road, Hancock NH 03449.

Number 23 on your Feedback card

# UPDATES

## Pseudo CW Filter

See the above article in the June 1991 issue, page 18. Several pinout numbers in the original schematic need to be changed to reflect the PC board pattern: pinouts 4, 5, and 6 should be 10, 9, and 8, respectively on U3. See the Figure for the corrected schematic.

Although the CW filter will work with the incorrect pinouts above, it will not work without the junction of C8 and C9 going to ground. Note the ground in this new schematic. Note, however, that the PC board layout is correct. **TNX John Korzenko KB5JOZ** for calling this to our attention.

## Poor Man's Packet

See this article in the August 1991 on page 8. Wm. Kresl WB9BBC writes that he and Jim N9EDX have discovered an easier method of aligning the modem RX BIAS adjustment. The procedure is as follows:

1. Disconnect the 33 ohm load resistor (R6) from the RX audio input line.
2. Temporarily jumper the TX audio output line to the RX input line.
3. Enter the PMPTEST software and run the 600 Hz transmit audio test.
4. Place a scope on the RXD data line of the modem chip (pin 8). The transmit data consists of perfectly timed square waves (duty cycle wise).

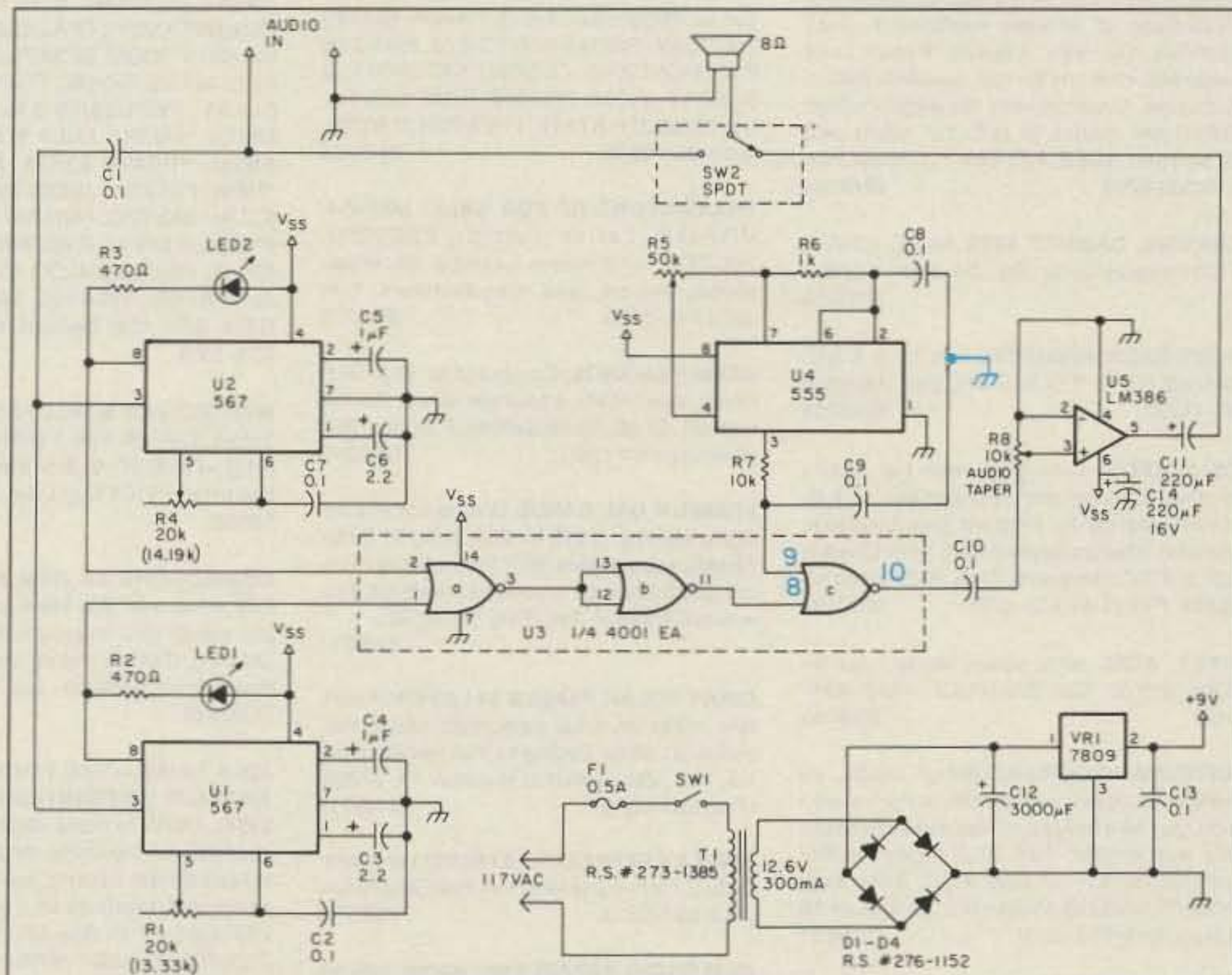


Figure. Corrections for the Pseudo CW Filter are shown in blue.

5. Adjust the RX bias pot (R1) for perfect 50% HI and 50% LOW duty cycle pulses. This is a critical adjustment made simpler with the scope.
6. After adjustment, re-connect the RX load resistor (R6) and remove the temporary jumper.

Says WB9BBC, "I also used a scope to set the TX audio output modulation to the HT to approximately 20-50 mV (peak-to-peak). I have built and tuned up five modem boards since, and the procedure works fine." **TNX Wm. Kresl WB9BBC. 73**





## CABLE TV CONVERTERS

Why Pay A High Monthly Fee?  
Save \$100's A Year

- All Jerrold, Oak, Hamlin, Zenith, Scientific Atlanta, and more.
- 60 Day Money Back Guarantee
- Shipment within 24 hours
- Visa/MC and C.O.D.

**WE WILL BEAT ANYONE'S PRICE**

No Illinois Orders Accepted

Purchaser agrees to comply with all state and federal laws regarding private ownership of cable TV equipment. Consult local cable operator.

### Electronic Engineering

P.O. Box 337, Barrington, IL 60011

FOR ORDERS ONLY

**1-800-542-9425**

INFORMATION

**1-708-540-1106**

CIRCLE 185 ON READER SERVICE CARD

NextDay	QSLs		
	Two-Color Rainbow Assortment		
Baraboo, Wisconsin Sauk County <b>K9ZZ</b>	Call Today & We Ship	NextDay	2nd Day
		ASAP	
	100	\$29.95	\$24.95 \$19.95
	200	\$39.95	\$34.95 \$29.95
	400	\$49.95	\$44.95 \$39.95
	500	\$54.95	\$49.95 \$44.95
	1000	\$99.95	\$89.95 \$79.95

Info \$1  
**AntennasWest**  
(801) 373-8425

All orders ppd 2nd day air / priority mail.  
For overnight air delivery add \$10.  
Box 50062-S, Provo, UT 84605

CIRCLE 5 ON READER SERVICE CARD

## Used Commercial Gear

30 Watt, Uniden AMH 300-VHF	\$125
30 Watt, EFJ \$29 for VHF RPTR	\$119
* * * Packet Special * * *	
30 Watt VHF GE Century II	\$99
20 Watt UHF GE Century II	\$119
Repeaters, DTMF Mics, MORE!!	

### Versatel Communications

1-800-456-5548

P.O. Box 4012 • Casper, Wyoming 82604

CIRCLE 259 ON READER SERVICE CARD

## VHF UHF MICROWAVE PRODUCTS FOR ATV

ATV LINEAR POWER AMPLIFIERS—  
PREAMPS—VIDEO SAMPLER:

P.A. Bricks on P.C. Boards \$25.00 to \$150.00  
Power Amplifiers 2 meters thru 1.2 GHz (23cm)  
Outputs 1.5W 7W 20W 35W 60W \$55 to \$179

ATV Samplers (video) Use with video monitor  
and scope. Uses "N" connectors. Can be  
used thru 1.2GHz. with very low loss. A meter  
is included which gives a relative output level.  
This unit beats an on the air report. Three models  
to choose from.

\$49.00 \$60.00 \$68.00

PREAMPS especially designed for low noise and  
moderate gain. 144MHz thru 2.4GHz.  
All products are warranted. See our flyer by  
calling or writing for a copy.

2 mtr. PA & preamp. Kits available. \$25 to \$115  
PA outputs up to 60 watts with 1/2 watt input.  
ATV INTERDIGITAL FILTERS 439.25 910.25 OTHERS

**pauldon**  
ASSOCIATES

210 Utica Street  
Tonawanda, NY 14150

(716) 692-5451

CIRCLE 278 ON READER SERVICE CARD

# COMET

ANTENNAS FOR THE PROFESSIONAL AMATEUR

## MULTI-BAND ANTENNA SYSTEMS

146 MHz

446 MHz

### DUAL-BAND

#### CA-2 x 4MAX (Shown) NEW

Base/Repeater Antenna

GAIN: 146MHz 8.5dB 5/8 Wave x 5  
446MHz 11.9dB 5/8 Wave x 12

IMPEDANCE: 50 Ohm

SWR: Less than 1.5:1

144-148 MHz

440-450 MHz

MAX POWER: 200 watts

LENGTH: 17'8"

WEIGHT: 5lbs. 12 oz.

MOUNTING MAST DIA.: 1 1/4"-2 1/2"

CONNECTOR: UHF (SO-239)

CONSTRUCTION: Heavy Duty Fiberglass

SCREW-TOGETHER ABS JOINTS

#### CA-2 x 4Z

Base/Repeater Antenna

GAIN: 146MHz 8.2dB 446MHz 11.5dB

POWER: 200 watts

LENGTH: 15'11"

CONNECTOR: U

#### CA-2 x 4FX

Base/Repeater Antenna

GAIN: 146MHz 4.5dB 446MHz 7.2dB

POWER: 200 watts

LENGTH: 5'11"

CONNECTOR: UHF type

#### CA-2 x 4MB

Mobile Antenna w/Fold-over feature

GAIN: 146MHz 4.5dB 446MHz 7.0dB

POWER: 150 watts

LENGTH: 5'

CONNECTOR: UHF type

#### CA-2 x 4SR

Mobile Antenna w/Fold-over feature

GAIN: 146MHz 3.8dB 446MHz 6.2dB

POWER: 150 watts FM

LENGTH: 3'4"

CONNECTOR: UHF type

#### CF-416

Duplexer w/Coax

POWER: 146MHz 800 watts

446MHz 500 watts

CONNECTOR OUTPUT: N-type

146MHz INPUT: UHF

446MHz INPUT: N-type

#### CF-41601 CF-4160K

Duplexer w/o Coax

POWER: Same as CF-416

CONNECTOR OUTPUT: UHF

146MHz INPUT: UHF

I MODEL 446 INPUT: N-type

K MODEL 446 INPUT: UHF

Call For Your Nearest

Dealer Or Catalog

1 (800) 962-2611



### NCG Companies

1275 North Grove Street

Anaheim, CA 92806

(714) 630-4541/FAX (714) 630-7024

CIRCLE 54 ON READER SERVICE CARD

## THE RF CONNECTION

"SPECIALIST IN RF CONNECTORS AND COAX"

Part No.	Description	Price
PL-259/USA	UHF Male Phenolic, USA made	\$ .70
83-1SP-1050	PL-259 Phenolic, Amphenol	.89
83-822	PL-259 Teflon, Amphenol	1.75
PL-259/ST	UHF Male Silver Teflon, USA	1.50
UG-175	Reducer for RG-58	.20
UG-176	Reducer for RG-59 & MINI 8	.20
UG-21B/U	N Male RG-8, 213, 214, large body	5.00
9913/PIN	N Male Pin for 9913, 9086, 8214	
(now in gold)	fits UG-21D/U & UG-21B/U N's	1.50
UG-21D/9913	N Male for RG-8 with 9913 Pin	3.95
UG-21B/9913	N Male for RG-8 with 9913 Pin	5.75
UG-146A/U	N Male to SO-239, Teflon USA	6.00
UG-83B/U	N Female to PL-259, Teflon USA	6.00

"THIS LIST REPRESENTS ONLY A  
FRACTION OF OUR HUGE INVENTORY"

## THE R.F. CONNECTION

213 North Frederick Ave. #11W  
Gaithersburg, MD 20877

ORDERS 1-800-783-2666

INFO 301-840-5477 FAX 301-869-3680

PRICES DO NOT INCLUDE SHIPPING  
PRICES SUBJECT TO CHANGE  
VISA, MASTERCARD, ADD 4%  
UPS C.O.D. ADD \$4.00 PER ORDER

CIRCLE 115 ON READER SERVICE CARD

## PAY TV AND SATELLITE DESCRAMBLING

ALL NEW 1992 EDITION ALL NEW

It's up to the minute. All new update on cable, wireless  
and satellite. Turn-ons, bypasses, circuits, chipping, bul-  
lets, bags, Dectec, Liberty One, ECM's, data readers,  
programming, and lots more. Our best yet. Only \$15.95.  
Other (all different) editions 1991, 1989, Volume One  
(Basics) \$15.95 each. MDS Handbook \$9.95. Satellite  
Systems Under \$600. \$12.95. Any 3/\$29.95 or 6/\$49.95.  
Video \$29.95. Scrambling News Monthly \$24.95/yr.  
Sample \$3. All new catalog \$1. Shipping costs included.

Scrambling News, 1552 Hertel Ave., Buffalo, NY 14216  
Voice/FAX (716) 874-2088 COD's are OK. Add \$6.

CIRCLE 36 ON READER SERVICE CARD

## TigerTail™



- Easy to Use
- Unobtrusive
- Easily Concealed
- Snaps on Handheld
- Weighs only 1/3 oz.
- Adds No Bulk or Height

Range Extender for

2 meter Handhelds

• Boosts Signal from Flex

& 1/4 wave Antennas

• Lowers Radiation Angle

• Improves both Receive

and Transmit

• Raises Low Power

Performance

• Saves your Battery Pack

AntennasWest

Box 50062-S, Provo, UT 84605 1-800-926-7373

Order Hotline

See and Hear the Difference

7.95

CIRCLE 107 ON READER SERVICE CARD

## SCARED OF THE CODE?

IT'S A SNAP WITH THE ELEGANTLY SIMPLE  
MORSE TUTOR ADVANCED EDITION FOR  
BEGINNERS TO EXPERTS—AND BEYOND

Morse Code teaching software from GGTE is the  
most popular in the world—and for good reason.  
You'll learn quickest with the most modern teaching  
methods—including Farnsworth or standard code,  
on-screen flashcards, random characters, words and  
billions of conversations guaranteed to contain every  
required character every time—in 12 easy lessons.

Sneak through bothersome plateaus in one tenth of  
a word per minute steps. Or, create your own drills  
and play them, print them and save them to disk.  
Import, analyze and convert text to code for additional  
drills.

Get the software the ARRL sells and uses to create  
their practice and test tapes. Morse Tutor Advanced  
Edition is approved for VE exams at all levels. Morse  
Tutor is great—Morse Tutor Advanced Edition is even  
better—and it's in user selectable color. Order yours  
today.

For all MS-DOS computers (including laptops).  
Available at dealers, thru QST or 73 or send \$29.95

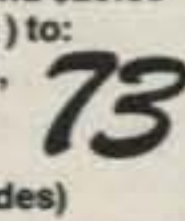
+ \$2 S&H (CA residents add 6% tax) to:

GGTE, P.O. Box 3405, Dept. MS,

Newport Beach, CA 92659

Specify 5 1/4 or 3 1/2 inch disk

(price includes 1 year of free upgrades)



CIRCLE 193 ON READER SERVICE CARD

# 73 INTERNATIONAL

Arnie Johnson N1BAC  
103 Old Homestead Hwy.  
N. Swanzey NH 03431

## Notes from FN42

I am writing this during the last week in August. As we all probably remember, there was an attempted coup in the Soviet Union to remove Mikhail Gorbachev from the Presidency of the Soviet Union. As usual with world events, hams were involved in the happenings.

In the United States we were shown video footage on the television of what was happening in Moscow. One of the stories showed the office of Boris Yeltsin, President of the Republic of Russia. A portion of the report showed that an ICOM IC-735 was being used for communications on 14.167 MHz, a ham allotted frequency. [Editor's note: We just received a newspaper clipping from *The Morning Call*, an Easton, Pennsylvania, publication, on amateur radio operator Romeo Stepanenko 3W3RR, a resident of Moscow who kept Yeltsin in touch with the world during the three-day siege. In a FAX to William N. Goodman K3ANS, at whose home Stepanenko was a guest last year, Stepanenko writes, "Listen to R3A on 14.175 and 7.044, the only real and trusty information." Yuri Brajenko, who helped set up the shortwave station, said that the station also collected and retransmitted information from other parts of the country on the people's reaction to the attempted takeover. Helen Brajenko translated Russian to English on the air for Stepanenko. Yuri, Helen, and Stepanenko spent three days and three nights with a team of Russian ham radio operators on the sixth floor of the Russian Parliament building, keeping the world informed. TNX K3ANS for sending us this information.]

About the same time, the eastern seacoast was visited by Hurricane Bob. Usually a hurricane that could cause heavy damage would receive top billing in the media, but it came in second to the attempted coup in the Soviet Union.

A week following the hurricane, I was watching a program on one of our PBS (Public Broadcast Service) TV channels which showed the effects of hurricanes and what can be done by business owners and homeowners to minimize the damage from the winds and rain. In the program, a weather forecaster asked for more information from an affected area. He was talking to a person sitting in front of a radio. The readout on the front of the radio showed 14.325 MHz, a ham frequency in the United States.

I have listened to that frequency in the past during hurricanes and have heard the National Weather Service (NWS) in Miami, Florida, receiving reports from hams on conditions there. That information was very important

because the data from the NWS in the affected area was unavailable due to a power outage.

Sometimes I have heard the reverse; the NWS has sent warnings to the affected areas by ham radio because all other communications channels were out due to weather related damage.

This points out that hams have been useful in many different ways in the past, and must be ready to assist at any time when the need arises. Now is the time to prepare for the future.—Arnie N1BAC.

## Roundup

**Japan** From *The JARL News*: The International Telecommunications Union (ITU) has decided that a Plenipotentiary Conference will be held in Kyoto, Japan, for five weeks, commencing September 19, 1994. This is the first time that the ITU Plenipotentiary Conference will be held in the Asia-Pacific region, and more than 1,200 participants, originating from as many as 164 countries, are expected to attend.

Though the agenda for Japan has not yet been decided, a special plenipotentiary committee will hand over the subject of ITU reorganization, and the new direction of ITU will be discussed. Equally of importance will be the election of a new secretary general.

**Taiwan Official Visits JARL.** Mrs. Tsai S. Luan, a senior member of the Telecommunications Bureau of Taiwan, together with her husband, visited JARL's offices and met with the Secretary of the IARU, Region III, Mr. Fujioka, and the latter explained in general about amateur radio in Japan, and elaborated on JARL's various activities as well.

Their two-day visit (June 18 and 19)

was, according to Mrs. Luan, very satisfying as she was given full details to her inquires about the Japanese system of qualifying amateur radio operators and licensing.

## AUSTRALIA

David Horsfall VK2KFU  
P.O. Box 257  
Wahroonga NSW 2076  
Australia

This is just a quick preview of the coming months. Briefly, there is agitation to remove the CW requirement completely for HF access, and replace it with further theory (e.g., advanced communications); and following the development of examinations to accredited examiners, the WIA looks to be the sole supplier of such papers, thereby putting a few noses out of joint. Finally, the packet protocol wars are raging again. This time it's ROSE vs. NET/ROM. Stay tuned for the latest!

## ISRAEL

Ron Gang 4X1MK  
Kibbutz Urim  
D.N. Hanagev 85530  
Israel  
Packet: 4X1MK@4X4SV.ISR.EU

**Ministry of Communications News** Speaking for the Ministry of Communications at the annual General Membership Assembly of the IARC, Mr. Alon Bar Sela 4X1AB praised the radio amateurs who came forward and volunteered their services at the Ministry's monitoring station in Jaffa, as well as those who relayed traffic for the American servicemen and women stationed in the Persian Gulf during the crisis and war.

Alon assured us that the Israeli delegation to the 1992 World Administrative Radio Council (WARC) will be a staunch supporter of amateur radio, and will do its best to defend our bands against the various interests who wish to take more slices of spectrum away from us.

The Ministry of Communications caught some pirates who had been causing interference to amateur communications, and seized their equipment and filed criminal charges with the police. Mr. Bar Sela stressed that it is difficult to catch such culprits, and even once things are before the courts it can take much time before sentences are passed. Nonetheless, being caught and having equipment seized is an unpleasant experience and a punishment in itself, as well as a deterrent to others. The Ministry would like to see more participation from the amateur community in this ongoing hunt.

4X1AB cited the opening of a portion of the 50 MHz band for radio amateurs in Israel, and said that this was a step in the direction of further increasing amateur activity here in that frequency range. In closing he congratulated the young amateurs who had just recently passed the Novice examinations, and said that with the expansion of Novice privileges we were seeing a greater influx of young people into our ranks.

**Activity Thrives at the IARC Home** Every Thursday evening the new IARC headquarters are bustling! Each week at this time interesting lectures are delivered mainly, but not exclusively, on topics related to amateur radio. Topics covered up to now include computer programs, packet radio, antenna tower construction and safety, electromagnetic radiation, and aircraft accident analysis.

Behind the scenes, organizing these different interesting talks, is Tuvia Greengross 4X4GT. It is said that Tuvia is an expert in arm-twisting, convincing members of our ham community, which it turns out is blessed with numerous experts in many fields, to give an evening's talk on the subject of their expertise.

**Morse Camp in Haifa!** For the first time in the history of Israel, a day camp is being held for the express purpose of teaching Morse code. From July 7th through the 18th, from 8 a.m. to noon, the course, sponsored by the City of Haifa, is being held at Beit Miller on

*Continued on page 90*



Photo. The President of the Gobierno Autonomo, Don Lorenzo Olarte Cullen (seated), is shown with the president of the URL Club.

# Easy..Easy..Easy

## Learn Morse Code by using Mr. Morse

The only program which  
can tutor you to receive  
and transmit Morse Code

This is a new software for IBM computers / compatibles with EGA, VGA, HGA, or MCGA graphic card. Mr. Morse is a user friendly program which uses adult training techniques. You can adjust the speed, sound pitch, add sound distractions, and select the message content to include cypher code, words, Q-codes, sentences, score your own or let the program do it for you. Used by the Naval Reserves in Canada. The receiving module is \$34.95 US add the transmitting module for \$19.95 US. Both for \$49.95 US. Add \$5 S & H.


### MARCOMP

VISA 402-130 Keith Road West,  
North Vancouver, B.C.  
Canada V7M-1L5  
(604) 980-5718, (604) 988-6455 fax  
"Dealer Inquires Welcome"

CIRCLE 46 ON READER SERVICE CARD

# ★ MADISON SHOPPER ★

ORDERS: 1 (800) 231-3057  
1 (713) 729-7300 or 729-8800  
FAX 1 (713) 358-0051



Yaesu.....	call
Van Gorden G5RV.....	\$44.00
Van Gorden C1.....	\$6.00
Van Gorden Balun 1-1 or 4-1.....	\$16.00
AEA PK-232 MBX.....	\$309.00
AEA MM3.....	\$169.00
AEA ET-1.....	\$89.00
AEA LP.....	\$36.00
Barker & Williamson VS-300A.....	\$99.00
Barker & Williamson CS3G.....	\$36.00
Barker & Williamson CS6G.....	\$46.00
CSI Private Patch V.....	\$489.00
Valor 2M 1/4, 1/2 MAG.....	\$25.00
Nye Keys.....	\$26.00-\$55.00
Ameco Study Guides.....	\$5.95
Simpson Meters most new boxed... surplus.....	\$30.00 \$20.00
Other New Parts 2.5 mH Chokes, 200 mA.....	\$4.95
5-25 pf Capacitor (Fits Collins).....	\$1.00
.0015/10 kV Axial Capacitors.....	\$1.95
.001/10 kv Doorknob Capacitors.....	\$10.00
Copper Clad Epoxy Bd., Double, 17" x 12".....	\$4.00
Receiving Tubes, Call.....	\$5.00
1000's Meters, Transformers, Tubes... Call	
100 MFD/450 VDC.....	\$4.00
60 MFD/450 VDC.....	\$3.00
50 MFD/350 VDC.....	\$1.50
Penta 3-500Z.....	\$99.00
Penta 6146B.....	\$12.00
Penta 811A.....	\$12.00
572B.....	\$59.00

## MADISON

12310 ZAVALLA STREET • HOUSTON, TEXAS 77065

CIRCLE 25 ON READER SERVICE CARD

REMEMBER... A LOW COST POWER PACK  
WITHOUT PERIPHEx'S QUALITY IS NO BARGAIN

PERIPHEx POWER PACKS FOR  
**LONGER**

**QSO TIME**




**NEW! SUPER PACKS FOR  
ICOM 2/4SAT & 24AT**



BP-83 7.2V 600mah	\$33.50
BP-83S 7.2V 750mah	\$43.50
BP-84 7.2V 1000mah	\$57.00
BP-84S 7.2V 1400mah	\$63.00
BP-85S 12V 800mah	\$76.00

SAVE ON THESE POPULAR  
PERIPHEx POWER PACKS  
BP-7S 13.2V 1200mah ... \$65.00  
BP-8S 9.6V 1200mah ... \$65.00

**SAVE WITH THESE  
YAESU VALUES**




FNB-4SH 12V 1000mah	\$71.00
FNB-14S 7.2V 1400mah	\$59.75
FNB-17 7.2V 600mah	\$35.00
FNB-12 12V 500mah	\$45.95
FNB-2 10.8V 500mah	\$22.50

"SEND FOR FREE  
CATALOG"

**KENWOOD  
PERFORMANCE PLUS**

**BIG SAVINGS!**

PB-25/26S 8.4V 900mah	\$65.00
PB-1 12V 1200mah	\$67.00
PB-8S 12V 800mah	\$59.00



Manufactured in the U.S.A. with matched cells, these Super Packs feature short circuit protection and overcharge protection, and a 12 month warranty. All inserts in stock or available from authorized dealers. CALL US TO DISCUSS YOUR BATTERY REQUIREMENTS.



Add \$4.00 Shipping & Handling.  
Connecticut residents add 8% tax.

**PERIPHEx inc.**

115-1B Hurley Rd., Oxford, CT 06478

**800-634-8132**

In Connecticut 203-264-3985 - FAX 203-262-6943

CIRCLE 68 ON READER SERVICE CARD



# CAN YOU SPOT THE ANTENNA?

Neither can your neighbors. At last a solution to antenna restrictions. The Ventenna™ is so simple, it installs in less than 10 minutes. Yet it's so unique that a patent has been applied for it. The Ventenna simply slips over the existing vent pipe on your roof and is virtually undetectable... yet



performs! Order your 2m Ventenna by phone or mail. \$39.95; specify 1 1/2" or 2" vent pipe.

NEW: 220 & 440 MHz Versions

P.O. Box 445, Rocklin, CA 95677

Orders: (916) 624-7069

**The  
Forbes  
Group**



Please add \$4.00 for shipping and handling. Dealer inquiries invited.

CIRCLE 11 ON READER SERVICE CARD

# SPECIAL EVENTS

Number 26 on your Feedback card

## Ham Doings Around the World

### NOV 2

**ENID, OK** The Enid ARC will host a Hamfest at Garfield County Fairgrounds' Hoover Bldg., Oxford St. and N. 4th. VE Exams begin at 10 AM, walk-ins welcome. Free parking, free table spaces. Dealer present. RV hook-ups. Admission \$1. Talk-in: 145.29/144.69, 444.40/449.40. Contact **Tom NSLWT, (405) 233-8473, eves.**

### NOV 3

**WESTMINSTER, MD** The 2nd Annual Mason-Dixon Computer and Hamfest will be held at the Carroll County AG Center, Smith Ave. Limited overnight camping sites are available. Set-up begins at 6 AM, gates open at 8 AM. Admission \$5. Tailgating \$5. Inside tables \$10. VE Exams. Contact **Dennis Baldwin KA3IXG, (301) 239-3878**, or write **PO Box 2099, Westminster MD 21158.**

### NOV 6

**CAMILLUS, NY** VE Exams will be held at the Town of Camillus Municipal Bldg., 4600 W. Genesee St., starting at 7 PM. Test fee for Technician through Extra class is \$5.25. Talk-in: 147.300. Contact **John Patchett KB2ERJ, (315) 487-0298.** Please bring two forms of ID and a copy of your license.

### NOV 8-10

**CHIANG MAI, THAILAND** The Radio Amateur Society of Thailand will host the 19th annual SEANET Convention at the Chiang Mai Plaza Hotel. For reservation details write to **G.P.O Box 2008, Bangkok 10501, Thailand**, or check into the net from 12:00 Z on 14.320 and contact any HS station that checks in.

### NOV 9

**COOKEVILLE, TN** An indoor Hamfest will be held by JVARN from 7 AM-3 PM. Set-up at 5:20 AM. Admission \$2, tables \$5. Location given on talk-in on 145.45 RPT. Contact **Bill Ferrell N4SSB, (615) 452-3962.**

### NOV 10

**LONG ISLAND, NY** The Radio Central ARC will sponsor HAMEXPO at Suffolk County Community College, Long Island Expwy. exit 62-Nichols Rd./County Rd. 97-1 mi. north. Free parking. VE Exams, seminars, forums. Admission \$5 at the door. Tables \$20 in advance. Send to **Radio Central ARC, PO Box 680, Miller Place NY 11764.** For info call **John Mark KB2QQ, (516) 689-6336** or **Jo Ann Coletti N2IME, (516) 399-1877.**

**NORTH HAVEN, CT** The South Central Connecticut ARA will hold an indoor Ham Radio and Computer Flea Market at North Haven Park and Rec. Center, 7 Linsley St. Sellers admitted at 7 AM, buyers 9 AM-3 PM. Tables \$15 in advance, \$20 at the door. General admission \$3 per person. Talk-in: 146.01/.61. Table reservations must be received with check by Nov. 1st, no reservations by phone. For reservations and info, SASE to **SCARA Flea Market, PO Box 81, North Haven CT 06473**, or call **Brad WA1TAS, (203) 265-6478** between 7 PM and 10 PM.

### NOV 16

**PLYMOUTH, MA** The Mayflower ARC will host a Flea Market at the Plymouth Memorial Hall Bldg. in Plymouth Center (RT3A) from 9 AM-4 PM. Tables are \$10 in advance, \$12 at the door (if available). Sellers admitted at 8 AM. Donation \$2, children under 12 free. There will be a Microwave/ATV demo. Talk-in: 446.625 and 146.55 simplex. Mail SASE and check with table payments to **M.A.R.C.,**

**PO Box 766, Plymouth MA 02360.** For info call **Jon WS1K, (508) 746-0162** or **Jim NM1F, (508) 747-2224, eves.**

**MONTGOMERY, AL** The Montgomery ARC will host the 14th annual Montgomery Hamfest in Garrett Coliseum at the South Alabama State Fairgrounds on Federal Dr. Free parking. Free admission. Set-up begins at 6 AM; doors open to the public from 8 AM-3 PM. FCC Exams start at 8 AM. Bring original and a copy of your current license, picture ID and \$3. Talk-in on 146.24/.84, call W4AP. Ragchew 146.32/.92 (with phone patch, \*up/#down), 147.78/.18, 449.50/444.50. Flea Market reservations are not required. Special Hamfest rates at Villagers Inn, I-85 at Ann Street (\$28.50 plus tax, up to 4 folks). Phone the desk at **(205) 834-4055** or **800-328-7829.** For reservations at the Coliseum Motel, across the street from the Hamfest, the desk phone is **(205) 265-0586** or **800-876-6835.** For more info write to **Hamfest Committee, c/o 2141 Edinburg Dr., Montgomery AL 36116** or phone **Phil, (205) 272-7980** (after 5 PM CST, or any reasonable hour on weekends and holidays).

### NOV 17

**CHICAGO, IL** The Ham Auction of the Chicago ARC will be held at the DeVry Inst. of Tech., 3300 N. Campbell, from 12 Noon until all is sold. Door opens at 11 AM for sellers.

### NOV 23

**BILLERICA, MA** An Amateur Radio and Electronics Auction will be held from 11 AM-4 PM at 300 Concord Rd. Free admission and parking. Seller check-in at 9:30 AM. Buyers admitted at 10 AM. Commission is 15 percent, \$1 minimum, \$30 maximum. No commission for owner buy-back. Contact **Elliot Mayer W1MJ, (508) 851-0183.** This event is sponsored by Bull HN 1200 RC and the Waltham ARA.

### NOV 24

**WHEATON, IL** GMRS of Illinois, Inc., will hold our annual "Winterfest" at DuPage Co. Fairgrounds on November 24, 1991, from 8:00 a.m. to 1:00 p.m. Tables are \$10 in advance, \$12 at the door. Tickets are \$4 in advance and \$5 at the door, outdoor flea market spaces are available at no charge. Plenty of parking, no tables in hallways, no crowding. For more info call **Bob (708) 690-1492** or write: **GMRS of IL, Inc., 2077 W. Roosevelt Rd., Wheaton IL 60187.**

**RICHMOND, VA** PC Fest Computer Shows, Inc. will hold a Hamfest at the Virginia State Fairgrounds from 10 AM-4 PM. Admission is \$6 for adults, children under 10 admitted free.

### NOV 30

**APACHE JUNCTION, AZ** The Superstition ARC, WB7TJD, will hold its annual Hamfest at P&M Rodeo Grounds, NW corner Brown Rd. and Meridian, from 7 AM-3 PM. Admission \$1. Tailgate space \$3 per space. overnight parking, no hook-ups. Talk-in: 147.72/.12. Contact **Chuck Kruppenbacher, (602) 986-3060.**

## SPECIAL EVENT STATIONS

### NOV 2

**URBANNA, VA** The Rappahannock ARA will operate K3RZR, 1330-2130 UTC, to celebrate the 34th annual Urbanna Oyster Festival. Operation will be in the following bands: 20 meters: 14.140/.280; 40 meters: 7.240/

Listings are free of charge as space permits. Please send us your Special Event two months in advance of the issue you want it to appear in. For example, if you want it to appear in the January issue, we should receive it by October 31. Provide a clear, concise summary of the essential details about your Special Event. Check /HAMFESTS on our BBS (603-525-4438) for listings that were too late to get into publication.

.280; 80 meters: 3.860/.880. For certificate, send QSL and 8 1/2 x 11 SASE to **Phyllis Haxton N4VZC, PO Box 396, Burgess VA 22432.**

### NOV 2-3

**COOKEVILLE, TN** The ARS of Tennessee Technological University, will operate Station WA4UCE from 1400-2400Z Sat. & Sun., in conjunction with the University's 46th Homecoming Celebration. Operations will be on the General portions of the 80, 40, 20, 15 and 10 meter bands and the Novice portion of 10 meters. For certificate, send QSL and 9 x 12 SASE to **TTARS, Tennessee Technological University, Box 5262, Cookeville TN 38505.**

**CHARLOTTE, NC** The new Amateur Radio Education Center at the Discovery Place Science Museum will celebrate its opening by hosting Station W4BFB from noon EST Nov. 2-noon Nov. 3. W4BFB will be operated by the Mecklenburg ARS, primarily on phone in the bottom 50 kHz of the General phone subbands on 75, 40 and 20 meters, and around 28,400. For QSL and Certificate, send QSL card and a 9 x 12 SASE with two units of First Class postage to **Ralph Eubanks KK4FC, 6021 Coatbridge Lane, Charlotte NC 28212, USA.**

### NOV 3

**LEGARTO, TX** To help celebrate the medieval flavored AbbeyFest I, the Benedictine monastery of Corpus Christi Abbey and Benedictine Retreat Center, the Corpus

Christi ARC, will operate station W5MS near the shore of Lake Corpus Christi, in Live Oak County, from 0000-2359 Z. Frequencies: Lower 25 kc phone subbands of the 84, 40, 20, 15, and 10 meter bands; RTTY on 20 and 15 m; 146.96-, 147.08+, 444.70+. For a QSL certificate, send QSL and a large SASE to **Br. Dominic Mazoch, OSB, N5TCB, HCR 2 Box 6300, Sandia TX 78383.**

### NOV 4-10

**PENSACOLA, FL** The Serious Hams ARC will operate 4 Nov.-10 Nov. to celebrate the decommissioning of the USS Lexington AVT-16. Operations will be in the lower portion of the General 80-15 meter subbands and 28.350. For certificate, send QSL and a 9 x 12 SASE to **Mike Brown N4MAD, 519 S. Edgewood Cir., Pensacola FL 32506.**

### NOV 7

**CLINTON, NC** The Sampson County ARS will operate Station AB4TT from 1700-2400Z for the Sampson County Expo and Pork Festival. Operation will be in the lower portion of the General bands. For certificate, send QSL and SASE to **SCARS, PO Box 64, Clinton NC 28328.**

### NOV 9

**MEMPHIS, TN** The Delta ARC will operate W4BS from 1400-0000Z in celebration of the grand opening of the Pyramid on the Mississippi. Look for operation at 14.305, 21.320, 28.455. For a nice, full color QSL, send SASE to **Delta ARC, PO Box 16343, Memphis TN 38186-0343.**

Continued from page 88

Shoshanat HaCarmel Street, home of the 4X4HF radio club. Intended for youths, the fee is a mere 105 shekels (US\$45).

Those diligently participating for the fortnight, even with no previous knowledge of the code, should gain at least enough proficiency to pass the Novice ham test. A fully-equipped ham station is on the premises, and part of the time will be devoted to operating procedures. We hope to get a follow-up this fall, when the Ministry of Communications exams will be held. Will this project yield a crop of new young hams?

## SPAIN

**Woodson Gannaway EA8/N5KVB Apartado 11 35450 Santa Maria de Guia (Las Palmas de Gran Canaria) Islas Canarias Espana**

**Ham Party.** Any party among Hispanics is an excuse to get together and have a good time! Early in my stay here a friend was telling me about an upcoming party, and I made the mistake of asking him what time it would be. He replied, "To have a party here you don't need a specific time, only a day."


One purpose of a recent party was to award five insignia to stalwart members of the ham club. The requirements were: to have been a member of the club at least 15 years, and to be at least 65 years old. Another purpose was to award the "Diploma Islas Canarias" to all the EA8 ops who have earned it; fulfilling the requirements

are much more difficult for EA8s than for hams in other parts of the world.

Plaques were also awarded to several collaborators and the president in appreciation for their many services to the URL. Several foreigners, such as YL (XYL?) CO5CB, a Cuban, received plaques as reminders of their stay among us.

Furthermore, an unusual note of thanks was given by the YL members of the URL to one of their members of whom they are very proud for her awards and achievements during the short time she has been participating in the contest world. In addition to some pretty amazing individual feats, she led the URL "contest team" to several world championships. Those of you who read this column may know that we can be talking of none other than Elsa EA8BVH. And so her YL companions awarded her a keepsake plaque.

Another reason for the party was to celebrate the formal reopening of the club after extensive remodeling of the building and grounds. This was attended by officials of the state government, as shown in the photo. The party was a great success with lots of good and lively music until the wee hours of the morning, but without the fireworks like we have on Independence Day in the United States (O.K., Luisa?). In all, a memorable night of April 27.

Oh yes, my call now is EA8/N5KVB, which is the uniform style in the Common Market countries for temporary licensees. I'm still in that category. Until next time, 73. 

## 1691 MHz Weather Satellite System

1691 MHz GaAs FET Pre-ampl. model TS-1691-P.Amp	\$175
1691 MHz Receiver model TS-1691-Recvr	\$450
Decoder Board & Software model TS-VGA-SAT3	\$300
Decoder Board & Software model TS-VGA-SAT4	\$399
Low Loss (microwave) Coaxial Cable (65 ft) with connectors. model 1691-coax ass'y	\$55
1691 MHz Loop-Yagi Antenna model 1691-LY(N)	\$97
1691 MHz Loop-Yagi Extension model 1691-LY-XTN	\$80

Demonstration Disc (IBM-PC VGA compatible)  
of signals recorded from WX-SAT system. \$5

Shipping: FOB Concord, Mass.  
Prices subject to change without notice.



**si** SPECTRUM INTERNATIONAL, INC.  
Post Office Box 1084, Dept. S  
Concord, Mass. 01742, U.S.A.  
Phone: (508) 263-2145  
Fax: (508) 263-7008

CIRCLE 183 ON READER SERVICE CARD

## Enjoy NEVER CLIMBING YOUR TOWER AGAIN

Are you too scared or too old to climb? Never climb again with this tower and elevator tram system. Voyager towers are 13 and 18 inch triangular structures stackable to any height in 7 1/2', 8 3/4' or 10' section lengths. Easy to install hinge base, walk up erection. Next plumb tower with leveling bolts in base. Mount rotor and large heavy beams on Hazer tram and with one hand winch to top of tower for normal operating position. Safety lock system operates while raising or lowering. At last a cheap, convenient and safe way to install and maintain your beam. This is a deluxe tower system that you can enjoy today.

**SPECIAL TOWER PACKAGE:** 50 ft. high by 18" face tower kit, concrete footing section, hinged base, HAZER kit, Phillystran guy wires, turnbuckles, earth screw anchors, 10' mast, thrust bearing, tool kit, ground rod and clamp, rated at 15 sq. ft. antenna load @ 100 MPH, **\$1974.95.**

50' by 13" wide tower, same pkg as above	\$1670.95
HAZER 2 for Rohn 25-hvy duty alum 12 sq ft. wind ld	324.95
HAZER 3 for Rohn 25-std alum 8 sq ft. wind load	232.95
HAZER 4 for Rohn 25-hvy galv stl 16 sq ft. wind ld	303.95
TB-25 Ball thrust bearing, 2 1/2" max mast dia.	74.95

NEW HAZER VHS Transit System for Rohn 45, 22 sq ft. wind load	860.00
NEW HAZER VHS Transit System for Rohn 55, 22 sq ft. wind load	895.00

Satisfaction guaranteed. Call today and order by Visa, M/C or mail check. Immediate delivery.

Glen Martin Engineering, Inc.  
Dept. A  
RR 3, Box 322,  
Boonville, MO 65233

816-882-2734  
FAX: 816-882-7200




CIRCLE 72 ON READER SERVICE CARD

## CABLE TV DESCRAMBLERS

How You Can Save Money on Cable Rental Fees

### Bullet Proof



1 Unit	5+	
BEST Super Tri-Bi Auto/ Var. Gain Adjustment	\$119.95..\$85	US Cable'll Beat Anyone's Price Advertised in this Magazine!
Jerrold Super Tri-Bi ...	\$109.95..\$79	
Scientific Atlanta .....	\$109.....\$79	
Pioneer .....	\$109.....\$79	
Panasonic TZPC145....	\$99.95...\$79	
Stargate Converter.....	\$95.....\$69	
Digital Video Stabilizer..	\$59.95...\$29	
Wireless Video Sender..	\$59.95...\$49.95	

**30 Day Money Back Guarantee**  
FREE 20 page Catalog

Visa, M/C, COD or send money order to:  
**U.S. Cable TV Inc.** Dept. K73111  
4100 N. Powerline Rd., Bldg. F-4  
Pompano Beach, FL 33073

**1-800-772-6244**

For Our Record

I, the undersigned, do hereby declare under penalty of perjury that all products purchased, now and in the future, will only be used on Cable TV systems with proper authorization from local officials or cable company officials in accordance with all applicable federal and state laws. FEDERAL AND VARIOUS STATE LAWS PROVIDE FOR SUBSTANTIAL CRIMINAL AND CIVIL PENALTIES FOR UNAUTHORIZED USE.

Date: \_\_\_\_\_

Signed: \_\_\_\_\_

No Florida Sales!

CIRCLE 182 ON READER SERVICE CARD



# Radio Fun

“The beginner’s guide to the exciting world of amateur radio.”

*Radio Fun* is packed full of information to help you get more fun out of amateur radio. Basic “how-to” articles will get you up and running on packet, ATV, RTTY, DXing, and the dozens of other activities that make amateur radio such a great hobby. You’ll get equipment reviews geared toward the newcomer. We’ll help you upgrade to a higher class license with monthly columns designed to teach you what you need to know in a fun and exciting way. You’ll find it all, and more, in the pages of *Radio Fun*.

Don’t wait another minute. Subscribe today and you still get the charter subscription rate of only \$9.97 for one year. That’s 12 issues of the only ham radio magazine that is geared especially for the newcomer, or any ham who wants to get more fun and excitement out of amateur radio—*Radio Fun*!

**12 issues for only \$9.97**

Charter Subscription Rate

**1-800-722-7790**

YES! Sign me up right now!

12 issues of *Radio Fun*  
for \$9.97.

NAME

CALL

ADDRESS

CITY

STATE

ZIP

MC

Visa

Amex

Check

\$10 cash

MO

CARD #

EXPIRES

Class License

Year licensed

73 Subscriber

QST subscriber


CQ Subscriber

Mail to: *Radio Fun*, P.O. Box 4926, Manchester, NH 03108

[Or call 800-257-2346 (in NH call 625-1163), FAX: 603-669-2835]

Canada add \$7.00 plus .70 GST. Foreign add \$12.00 surface, \$36.00 airmail. Newsstand Rate \$18.00. Basic Subscription Rate \$14.97. Monthly publication begins 9/91.

02T



## Choice Selection.

Now you can have it all! Take all the qualities you've come to depend on in our programmable CTCSS tone equipment: Astonishing Accuracy, Instant Programming, Unequaled Reliability; and add full spectrum tone versatility, multi-tone capability without diodes, a reprogrammable memory... It's our new harvest of CTCSS tone equipment.

The choice is yours! If standard CTCSS EIA tones do not suit your taste, select any 32 tones of your liking from 15.0Hz to 255.0Hz. And if you change your mind, no problem; the memory can be changed in your shop with our HHP-1 programmer, or at our factory for free. Your working tone is accessed by a simple DIP switch, so there's no fussing with counters or other test equipment.

Call today toll-free and find out more about this fresh new flexibility in tone signalling, and don't forget to ask about multi-tone switching without cumbersome diode networks or binary switches.

It's all brought to market by the people who introduce the freshest ideas in tone signalling, and of course our customary same day shipping and one year warranty apply.

**TS-32P CTCSS ENCODER-DECODER** Based on the time proven TS-32, the industry standard for over a decade. The TS-32P gives you the added versatility of a custom, changeable memory base. A low price of \$57.95 makes it an even sweeter deal.

**SS-32P ENCODER** Based on the equally popular SS-32 encoder. Available for CTCSS, or audible burst tones up to 6550.0Hz. Price is \$28.95.

**SS-32SMP SUB-MINIATURE ENCODER** Our smallest encoder for handheld applications. Now you can satisfy that customer that needs to access multiple repeater sites with a radio that has precious little space inside. At \$27.95, the price is small too.

**HHP-1 HANDHELD PROGRAMMER** For programming the 32 memory locations in any of our new programmable products, including our SD-1000 Two-Tone Sequential decoder. The HHP-1 is battery operated for field use, and will program ANY 32 tones from 15.0 to 6550.0Hz in .1Hz. increments. Price is \$199.95.



**COMMUNICATIONS SPECIALISTS, INC.**

426 West Taft Avenue • Orange, CA 92665-4296  
Local (714) 998-3021 • FAX (714) 974-3420 • Entire U.S.A. 1-800-854-0547  
CIRCLE 10 ON READER SERVICE CARD

# PROPAGATION

Jim Gray W1XU

Jim Gray W1XU  
210 E. Chateau Circle  
Payson AZ 85541

## The November Blahs

As most of you know, the spring and fall months of the year, centered around the mid-March and mid-September equinoxes, are traditionally the best times for DX propagation. However, as the months progress toward the solstices of December and June, conditions gradually deteriorate on the long-distance HF hauls.

November is one of those in-between months, yet a time for contesting, too. What can we say about this November?

Well, among others things, YY—EEE—CCC—HHHH and Blah, with a capital "B." That's a bit of an exaggeration, but I really don't see a lot of good days for HF band propagation.

The poorest conditions will be centered around the 8th of the month, and again around the 25th. The rest of the month will exhibit fair conditions, with occasional good days, as shown on the calendar, around the 18th through the 22nd...possibly five days in all.

## But, On Other Bands...

What's sauce for the goose is not necessarily sauce for the gander, and I expect that the bands between 30 and 160 will be quite reasonable for night-time DX, and grayline (along the path of dawn and sunset) propagation will provide some excellent contacts.

The bands between 30 and 10 meters, will not be "too shiny," as a local friend of mine says. Of course, these are just guesses based on some pretty advanced crystal gazing, and I hope my pessimistic prognostications are wrong by a mile or more. Certainly, for the past six or eight months, Old Sol has confounded the experts and created some unusual propagation conditions. There is no reason to believe that that will change soon, so be aware that anything can happen, and possibly will...from great to rotten!

## Feedback Wanted

On the poor ("P" on the calendar) days, we may experience anything from radio blackout to difficult-to-read signals on the HF bands with loads of QSB. Perhaps some of the

lower HF bands won't be as greatly affected. Characteristically, the signals on poor days will not have the sock they have on good days. On the days marked fair ("F" on the calendar), you can expect some good DX contacts between selected areas, but not everywhere. I wish it were not so, but that's the way it looks. I hope that some of you will call or write and tell me how wrong I was.

WWV at 18 minutes after the hour can be your guide to "conditions for the next 24 hours," but you'll find that even they don't always hit the mark. Look for low Boulder A (below 10) and Boulder K (below 3) and high Solar Flux (about 200) for your best chances. Let me know how it works out for you! **73**

### EASTERN UNITED STATES TO:

	GMT:	00	02	04	06	08	10	12	14	16	18	20	22
ALASKA							20	20					15/17
ARGENTINA	15/17	15/17	20	20									15/17
AUSTRALIA	15/17	15/17		20	20		20	20					
CANAL ZONE	20	20	20	20	20	20	20	20	15/17	15/17	15/17	15/17	15/17
ENGLAND	20	20	20	20	20	20	20	20	15/17	15/17	15/17	15/17	15/17
HAWAII	15/17	15/17	20	20	20	20	20	20					15/17
INDIA	20	20		20	20								15/17
JAPAN						20	20						15/17
MEXICO	20	20	20	20	20	20	20	20	15/17	15/17	15/17	15/17	15/17
PHILIPPINES			20			20	20	20	15/17	15/17	15/17	15/17	15/17
PUERTO RICO	20	20	20	20	20	20	20	20	15/17	15/17	15/17	15/17	15/17
SOUTH AFRICA		40	20	20	20				15/17	15/17	20		
U.S.S.R.	20	20	20	20							15/17	15/17	20
WEST COAST	15/17	15/17	20	20	20	40	40	40		20	15/17	15/17	15/17

### CENTRAL UNITED STATES TO:

ALASKA	15/17						20	20	20				15/17
ARGENTINA	15/17	15/17	20										15/17
AUSTRALIA	15/17	15/17		20	20		20						15/17
CANAL ZONE	15/17	20	20	20	20	20	20	20	15/17	15/17	15/17	15/17	15/17
ENGLAND	20	20				20							15/17
HAWAII			20	20	20	20	20	20	15/17	15/17	15/17	15/17	15/17
INDIA	15/17	20				20	20						15/17
JAPAN	15/17					20	20	20					15/17
MEXICO	15/17	20	20	20		20	20	20	15/17	15/17	15/17	15/17	15/17
PHILIPPINES	15/17		20			20	20	20	15/17	15/17	15/17	15/17	15/17
PUERTO RICO	15/17	20	20	20		20	20	20	15/17	15/17	15/17	15/17	15/17
SOUTH AFRICA			20			20	20	20	15/17	15/17	20		
U.S.S.R.	20	20	20	20		20			15/17	15/17	15/17	15/17	20

### WESTERN UNITED STATES TO:

ALASKA	15/17	20	20	20	20	20		20	15/17	15/17	15/17	15/17	15/17
ARGENTINA	15/17	15/17	15/17	20	20								15/17
AUSTRALIA	15/17	15/17	15/17	20	20	20	20	20	15/17	15/17	15/17	15/17	15/17
CANAL ZONE	15/17	15/17	20	20	20	20	20	20	15/17	15/17	15/17	15/17	15/17
ENGLAND	20	20	20	20		20							20
HAWAII	15/17	15/17	20	20	40	40	20	20	15/17	15/17	15/17	15/17	15/17
INDIA		15/17	15/17				20	20	15/17	15/17			
JAPAN	15/17	20	20	20	20	20		20	15/17	15/17	15/17	15/17	15/17
MEXICO	15/17	15/17	20	20	20				15/17	15/17	15/17	15/17	15/17
PHILIPPINES		15/17	15/17			20	20	20	15/17	15/17			
PUERTO RICO	15/17	15/17	20	20	20				15/17	15/17	15/17	15/17	15/17
SOUTH AFRICA				20				20	15/17	15/17			
U.S.S.R.	20	20	20	20					15/17	15/17	15/17	15/17	20
EAST COAST	15/17	15/17	20	20	20	40	40	40		20	15/17	15/17	15/17

Notes: (1) Possible but rare dual bands (10 or 12, 15 or 17, 20 or 40). Try where shown. The highest possible bands shown. Also try next lower band at times shown.

NOVEMBER 1991						
SUN	MON	TUE	WED	THU	FRI	SAT
					1	2
					P-F	F
3	4	5	6	7	8	9
F	F	F	F-P	P	P	P
10	11	12	13	14	15	16
P-F	F	F	F	F-P	F-P	F-P
17	18	19	20	21	22	23
F-P	F	F-G	G	G	G-F	F-P
24	25	26	27	28	29	30
P	P	P	P-F	F-P	P	P

# RANDOM OUTPUT

David Cassidy N1GPH

## State of the Shack

Since moving out on my own, I've had what could be called a "shack" in three separate locations. One was a corner of the bedroom in a tiny apartment in Hamden, Connecticut. The next was in a basement room in Weare, New Hampshire, and the latest (and best) is in a ground floor room in my home in Hillsboro, New Hampshire. With each location, the possibilities for my shack have become better and better—more room, more isolation from household and radio interference, better antenna possibilities, less chance of causing TVI. So, how come my shack always looks like a garage sale?

Actually, comparing my shack to a garage sale is doing a disservice to garage sales. My shack is usually much worse.

Since my shack also serves as my home office as well as my home recording studio (4 tracks of analog and 8 tracks of digital), I suppose I should cut myself a little slack. Still, I must be honest and admit that it's not the amount of equipment. If it were all arranged in an organized manner, it would all be usable AND neat. Most of the stuff in my shack is neither.

Desk #1 holds my basic HF and packet stations. Nothing fancy, just a modern HF transceiver, antenna tuner, an HT and 30 watt amp, multimode controller, computer and monitor, plus a telephone, microphones and other accessories. Since I test a lot of ham gear for 73, I usually have at least one extra HF transceiver set up in a temporary position. This means that my Drake TR-4 must give up its place on desk #2 and is relegated to the floor next to desk #1 (behind the closet door, next to the spare microphone stands). Also on desk #2 you will find at least one 2 meter/440 MHz transceiver (but usually two), a couple of HTs and assorted batteries, chargers, etc. Moving around the room, you'll find the recording equipment—an electronic keyboard, and a stand for the rhythm composer (what they used to call drum machines before they became so complicated and realistic sounding) recording and processing gear.

All this stuff, when stacked up neatly, is not a problem. The problem is that it seems that everything in the room requires at least two strands of cord or wire to make it operate—one going in and one going out. The transceivers must each have an antenna and microphone. The recording gear must have microphones, as well as a patch cord in between every processor. The packet station and computer have more wire than some Southwestern cattle ranches. To this maze of cable we must add a power cord for each and every piece of gear. Of course, because there is SO much gear, I had to add a few AC terminal strips/surge suppressors, which are nothing more than the independent contractors of the cord world. They don't connect to anything. They're just cords for cords' sake.

Along with this prime shack real estate comes a nice, sizable closet for shack use only. This closet can be walked into. This closet has two rows of shelves lining three sides. This closet has its own separate AC circuit and light switch. This closet is bigger than some of the apartments I've lived in. This closet is entirely, one hundred percent, with not one cubic inch to spare—full. Full, full, full. Full to the very threshold of the closet door—a door which does not close because the fullness is too full and is starting to enter the room (which, as we've already established, is full).

I promised my wife that I wouldn't just throw my shack together haphazardly this time. When we moved into this house, I promised her I would leave the stuff set up on the desk until I could arrange the room into a perma-

nent and pleasing arrangement. I have kept this promise. The room is still set up temporarily. The walls are bare of any posters, charts or maps. The closet is still full of boxes to be unpacked (boxes full of more wires and cords, I'm certain). Antenna wires enter through open windows. The 20 amp power supply is in the same exact spot it was placed on the day we moved in. The only difference is that it now has red and black wires snaking out from behind it.

I know my life would be a lot happier if I would take some time to organize my shack. The longer I wait the more difficult it is to begin, because a shack is not a static thing. It is a living, breathing, GROWING entity. It has a life of its own, and the longer you have it, the bigger it gets. A new piece of gear comes in and the box gets thrown on the floor (I'll store that box just as soon as I clean out the closet). A new boom microphone is installed. I'll run those cables neatly next weekend, but right now I'll just leave them where they fall. Look up an address and the *Callbook* gets a new home on top of the stack of other reference books I swore I'd return to the shelf. After all, it's only temporary.


After the "never put anything back where it came from" sickness I suffer from, the other affliction I must confess to having is the dreaded "never throw away a piece of paper" disease. Since I like to keep notes on just about everything, the amount of loose paper displayed in my shack at any one time would probably be a cause of some concern to the local fire marshal. I have pieces of paper with net frequencies (no net names, mind you—just the frequencies). I have pieces of paper with the settings of my antenna tuner for each band of operation and each antenna—even antennas that have been taken down and are currently living somewhere in my closet. I have pieces of paper listing items for sale, obtained from local swap nets and packet bulletin boards. I'm not looking for any new gear, you understand—I simply must write down any potential bargain. I have pieces of paper containing the orbital data of satellites that have long ago burned up in orbit. I have pieces of paper with telephone numbers—no names, just telephone numbers. I have pieces of paper containing directions to places I've never been to and have no intention of ever visiting. Paper grows on my desks and floor like a fungus. I've tried everything—spraying, washing with bleach, dehumidifiers—nothing works. Maybe there's something about RF frequencies that is conducive to yellow legal pad paper growth.

I must admit that there are some positive aspects to my shack's constant state of chaos. I can operate several bands and modes at once. I've often had 2 meter packet, HF RTTY, 440 repeaters and HF sideband all going at the same time. If the muse hits me, I can wade through the snake pit of cables to my 4-track tape recorder and within minutes record a potential hit song for posterity. I have faithfully kept every packing box from every piece of gear of any kind. If anything ever has to be shipped out for repair, I'm prepared (I've been a ham for 20 years and have only had to ship back one HT for repair, but you never know). With all cables and wires exposed, I can change configurations in an instant. Hiding the wires neatly behind the desks and along the baseboards would mean I'd only have to rip them up whenever I wanted to move things around. Since the bookcase is on the opposite side of the room from my operating position, it is more convenient to stack the books on my desk. After all, I'm sure that I'll need to check that WWII-era *ARRL Handbook* again in the near future. Why bother putting it back on the shelf?

Plus...since the bookshelf is now empty...I can bring in a few more books! **73**

# Uncle Wayne's BookShelf

## REFERENCE



## WAYNE'S PIX

**22C33 How to Work the Competition into the Ground & Have Fun Doing It** by John T. Molley America's top consultant reveals his proven techniques for dramatically increasing how much work you do... in half the time! \$9.95

**20N098 Electromagnetic Man** by Cyril W. Smith & Simon Best examines the mounting evidence of harmful biological effects from LF electromagnetic fields. Full of utterly fascinating material in many areas. \$29.95

**20N101 Everyday Electronics Data Book** by Mike Tooley BA. Information is presented in the form of a basic electronic recipe book with numerous examples showing how theory can be put into practice using a range of commonly available 'industry standard' components and devices. 256 pp., 134 line drawings. \$18.00

**20N102 Practical Digital Electronics Handbook** by Mike Tooley contains nine digital test gear projects, CMOS, and TTL pinouts and tables or reference data. Introduces digital circuits, logic gates, bistables and timers, microprocessors, memory and input/output devices, before looking at the RS-232C interface and the IEEE-488 and IEEE-1000 microprocessors buses. 208 pp., 100 line drawings. \$14.50

**20N103 Electronic Power Supply Handbook** by Ian R. Sinclair covers many types of supplies—batteries, simple AC supplies, switch mode supplies and inverters. All types of supplies used for electronics purposes are covered in detail, starting with cells and batteries and extending by way of rectified supplies and linear stabilizers to modern switch-mode systems, IC switch-mode regulators, DC-DC converters and inverters. 144 pp., 90 line drawings. \$16.25

**20N104 Electronic Test Equipment Handbook** by Steve Money is a guide to electronic test equipment for the engineer, technician, student and home enthusiast. Provides a practical guide to widely used electronics instruments and the techniques of measuring a wide range of parameters in electronics systems. 216 pp., 123 line drawings. \$18.00

**20N105 Digital Logic Gates and Flip-flops** by Ian R. Sinclair, what they do and how to use them. Seeks to establish a firm foundation in digital electronics by treating the topics of gates and flip-flops thoroughly and from the beginning. For the user who wants to design and troubleshoot digital circuitry with considerably more understanding of principles than the constructor, and who wants to know more than a few rules of thumb about digital circuits. 204 pp., 168 line drawings. \$18.00

**02C30 The Commodore Ham's Companion** by Jim Grubbs K9EI 160 pages of useful information on selecting a Commodore computer for the ham shack, where to find specialized programs, the Commodore-packet connection, and more! \$9.50

**10M44 World Atlas** by Radio Amateur Callbook Inc. 20 pp., of full color, 8 1/2" x 10 1/2", contains North Polar projection of the world; maps of all seven continents, West Indies/Caribbean area, and Pacific Ocean. \$5.00

**09D22 The World Ham Net Directory** by Mike Witkowski New—second edition now over 600 net listings. This book introduces the special interest ham radio networks and shows you when and where you can tune them in. \$9.50

**10F091 1991 International Callbook** The new 1991 International Callbook lists 500,000 licensed radio amateurs in the countries outside North America. It covers South America, Europe, Africa, Asia, and the Pacific area (exclusive of Hawaii and the U.S. possessions). \$29.95

**10D091 1991 North American Callbook** The 1991 North American Callbook lists the calls, names, and address information for over 500,000 licensed radio amateurs in all countries of North America, from Panama to Canada including Greenland, Bermuda, and the Caribbean islands plus Hawaii and U.S. possessions. \$29.95

**05H24 Radio Handbook, 23rd Ed.** by William I. Orr W6SAI 840 pages of everything you wanted to know about radio communication. In-depth study of AC/DC fundamentals, SSB, antennas, amplifiers, power supplies, and more. \$29.50 hard cover only

**12E76 Basic Electronics Prepared by the Bureau of Naval Personnel** Thoroughly revised in 1972. Covers the important aspects of applied electronics and electronics communications. 567 pp. \$10.95

**12E41 Second Level Basic Electronics Prepared by the Bureau of Naval Personnel** Sequel to *Basic Electronics*, thorough treatment of the more advanced levels of applied electronics, includes microwave receiving and transmitting. Hundreds of excellent diagrams. 325 pp. \$7.50

**01D45 The Illustrated Dictionary of Electronics, 5th Ed.** by Rufus P. Turner and Stan Gibilisco Featuring more than 27,000 entries, an exhaustive list of abbreviations, and appendices packed with schematic symbols and conversion tables, this is by far the most comprehensive dictionary of practical electronics and computer terms available. 720 pages \$26.95

**04M54 GGTE Morse Tutor** From beginner to Extra class in easy self-paced lessons. Code speeds from 1 to over 100 words per minute. Standard or Farnsworth mode. Adjustable tone frequency. Create your own drills, practice or actual exams. Exams conform to FCC requirements. 5 1/4 floppy for IBM PC, XT, AT, PS/2 or compatibles \$19.50

**04M55 Advanced Edition \$29.95**

**20N091 Most-Often-Needed Radio Diagrams and Servicing Information, 1926-1938, Volume One** compiled by M.N. Beitman An invaluable reference for anyone involved in Vintage Radio restoration. Hundreds of schematics, wiring diagrams and parts lists, all from the original sources. \$11.95

**20N096 How To Read Schematics (4th edition)** by Donald E. Herrington Written for the beginner in electronics, but it also contains information valuable to the hobbyist and engineering technician. This book is your key to unlocking the mysteries of schematics, beginning with a general discussion of electronic diagrams. \$14.95

**20N097 Radio Operator's World Atlas** by Walt Stinson, W0CP This is a compact (5x7), detailed, and comprehensive world atlas designed as a constant desk top companion for radio operators, and as a replacement for the traditional bulky and outdated atlases. Also included are 42 pages of vital statistics about each country. Popular with DXers worldwide. \$17.95

## SHORTWAVE

**03S11 Shortwave Receivers Past and Present** edited by Fred J. Osterman Concise guide to 200+ shortwave receivers manufactured in the last 20 years. Gives key information on each model including coverage, display, circuit type, performance, new value, used value, etc. Photos on most models. The Blue Book of shortwave radio value. 1987. 104 pages, 8 1/2 x 11. \$8.95

**07R25 The RTTY Listener** by Fred Osterman New and expanded version. This specialized book compiles issues 1 through 25 of the *RTTY Listener Newsletter*. It contains up-to-date, hard-to-find information on advanced RTTY and FAX monitoring techniques and frequencies. 224 pages. \$19.95

**03C09 Shortwave Clandestine Confidential** by Gerry L. Dexter Covers all clandestine broadcasting, country by country: tells frequencies, other unpublished information: spy, insurgents, freedom fighters, rebel, anarchist radio, secret radio. Current publication. 84 pages. \$8.50

**03M221 US Military Communications (Part 1)** Deals with US Military communication channels on shortwave. Covers frequencies, background on point to point frequencies for the Philippines, Japan and Korea, Indian and Pacific Oceans, and more. 102 pages. \$12.95

**03M222 US Military Communications (Part 2)** Covers US Coastguard, NASA, CAP, FAA, Dept. of Energy, Federal Emergency Management Agency, Disaster Communications, FCC, Dept. of Justice. From 14 KC to 9073 KC. 79 pages. \$12.95

**03M223 US Military Communications (Part 3)** This part completes the vast overall frequency list of US Military services, from 8993 KC to 27,944 KC. 78 pages. \$12.95

**09S42 The Scanner Listener's Handbook** by Edward Soomre N2BFF Get the most out of your scanner radio. Covers getting started, scanners and receivers, antennas, coaxial cable, accessories, computer controlled monitoring, more. \$14.95

**03S208 Radioteletype Press Broadcasts** by Michael Schaay Covers schedules of Press Services by time, frequency, and country broadcasting in English, French, German, Spanish, and Portuguese. Detailed Press Agency Portraits. 120 pp. \$12.95

**11T88 Tune in on Telephone Calls** by Tom Kneitel K2AES Formatted as a frequency list with detailed description of each service and its location in RF spectrum. Provides basic information for casual listeners getting started and details for ardent enthusiasts. \$12.95

**03K205 Guide to Radioteletype (RTTY) Stations** by J. Klingenfuss Updated book covers all RTTY stations from 3MHz-30MHz. Press, Military, Commercial, Meteor, PTTs, embassies, and more. 105 pp. \$12.95

**11AS10 Air Scan Guide to Aeronautical Communications (5th Edition)** by Tom Kneitel K2AES Most comprehensive guide to monitoring aeronautical communication in the US. Expanded to cover all Canadian land airports and seaplane bases, plus listings for Central America, the Caribbean, North Atlantic, and the Pacific Territories. \$14.95

**07A66 Aeronautical Communications Handbook** by Robert E. Evans Exhaustive, scholarly treatment of shortwave aeronautical listening. Well organized, up-to-date. 266 pp. \$19.95

**07R20 A Radio Journal 1912-1940** by Russ Renaker W9CRC A fascinating trip through time. Easy to read and informative, educational and entertaining. A trip down memory lane to the early days of radio. \$7.95

**11RF13 The "Top Secret" Registry of US Government Radio Frequencies (7th Ed.)** by Tom Kneitel K2AES This scanner directory has become the standard reference source for frequency and other important information relating to the communications of federal agencies. 25 to 470 MHz. \$19.95

**11F52 Ferrell's Confidential Frequency List** compiled by A.G. Halligey All frequencies from 4MHz-28MHz covering ship, embassy, aero, Volmet, Interpol, numbers, Air Force One/Two, more 376 pp. \$19.50

**11SR97 National Directory of Survival Radio Frequencies** by Tom Kneitel K2AES Handy and concise reference guide to high interest communications frequencies required by survivalists. Includes chapter on building emergency communications antenna systems. \$8.95

**11SM11 Scanner Modification Handbook, Vol. 1** by Bill Creek Provides straightforward step-by-step instructions for expanding the operating capabilities of VHF scanners. Filled with interesting text, helpful photos, tables, and figures. \$17.95

**11EE06 Guide to Embassy Espionage Communications** by Tom Kneitel K2AES Candid and probing examination of worldwide embassy and (alleged) espionage communication systems and networks. Extensive nation-by-nation directory of embassy stations is included. \$10.95

**15D91 1991 Shortwave Directory (7th ed.)** by Bob Grove Extensively revised, the new 1991 Shortwave Directory is the consummate DXer's bible for the first 30 MHz of radio spectrum, including up-to-date and accurate VLF information as well. 270 information-packed and illustrated pages in convenient 8 1/2 x 11 format professionally bound. \$21.95

**20N093 Vintage Radio 1887-1929** by Morgan E. McMahon Recaptures the excitement of the early days. The authoritative reference book for historians and collectors. \$8.95

**20N094 A Flick of the Switch, 1930-1950** by Morgan E. McMahon Here's your chance to recapture the thrill of old-time radio and television. Browse through a thousand photos and fascinating old ads. Discover the fast-growing hobby of radio collecting, and perhaps find a treasure in your own attic or cellar. \$8.95

**20N095 World Broadcast Station Address Book** by Gerry L. Dexter A must for the serious shortwave listener. Hundreds of addresses for shortwave broadcast stations. Special sections with helpful information to increase your QSL percentage. \$8.95

**VIS Study Cards** Advance the easy way with VIS Study Cards. Compact, Up-to-date Flash Cards with Key Words, Underlined, Quiz on back. Formulas worked out. Schematics at your fingertips. Used SUCCESSFULLY by ages 6 to 81!

NOVICE	VIS01	\$11.95
TECH	VIS02	10.95
GENERAL	VIS03	9.95
ADVANCED	VIS04	15.95
EXTRA	VIS05	14.95

**Lanze Code Programs—(Available on 5 1/4" disk.)** Inexpensive complete study guide code programs for both the C64/128 Commodores and the IBM compatibles. Programs include updated FCC questions, multiple choice answers, formulas, schematic symbols, diagrams, and simulated (VE) sample test.

	IBM Part#	Commodore Part#	Price
Novice	IBM01	COM01	\$14.95
Tech	IBM02	COM02	\$14.95
General	IBM03	COM03	\$14.95
Advance	IBM04	COM04	\$19.95
Extra (New Pool)	IBM05	COM05	\$19.95

**IBM06, COM06 IBM/Commodore Tech No Code—Lanze Code Program** contains all the authorized FCC questions and answers used in testing formulas, schematic symbols, diagrams, and sample test for passing the new Technician No Code license. \$24.95

**IBM97 Amateur Radio Part 97 Rules** (includes updated, revised Commission's Rules, September 30, 1989) 5 1/4" disk IBM compatible only. \$9.95

## ANTENNAS

**05A95 • Easy-up Antennas for Radio Listeners and Hams** by Edward M. Noll Like to learn how to construct low-cost, easy-to-erect antennas? *Easy-up Antennas* will help you. \$16.50

**10A345 • Beam Antenna Handbook** by William Orr W6SAI/Stuart Cowan W2LX Yagi beam theory, construction, operation. Wire beams. SWR curves. Matching systems. A "must" for serious DXers. \$11.95

**10A343 • All About Cubical Quad Antennas** by William Orr W6SAI/Stuart Cowan W2LX The "Classic" on Quad design, theory, construction, operation. New feed and matching systems. New data. \$9.50

**10A346 • Simple, Low-cost Wire Antennas for Radio Amateurs** by William Orr W6SAI/Stuart Cowan W2LX All New! Low-cost, multi-band antennas; inexpensive beams. "Invisible" antennas for hams in "tough" locations! New data. \$11.50

**01A70 • Practical Antenna Handbook** by Joseph J. Carr Design, build, modify, and install your own antennas. Carr, a 20-year veteran of technical writing, has a unique ability to present complex technical concepts in an easy-to-understand way. 416 pp. \$21.50

## UHF/VHF/PACKET

**10A347 All About VHF Amateur Radio** by William Orr W6SAI DX propagation, VHF yagi and quad beams, repeaters and how they work, OSCAR satellites and how to use them. \$11.95

**03R02 RTTY Today** by Dave Ingram K4TWJ Only up-to-date RTTY book in existence. Covers all facets of RTTY. Most comprehensive RTTY guide ever published. Fully illustrated. 112 pages. \$8.50

**09V11 The Basic Guide to VHF/UHF Ham Radio** by Edward M. Noll This book provides a first rate introduction to life on the 2.6 and 1.25 meter bands as well as 23, 33, and 70cm. \$6.50

**01P22 The Packet Radio Handbook** by Jonathan L. Mayo KR3T "...an excellent piece of work. Well worth reading for both the experienced and the new packeteer... the definitive guide to amateur packet operation." —Gwyn Reedy W1BEL Only \$14.50

Nov. 1991







DR-110



DR-570




DJ-120T



DR-590



DR-112



DJ-160T

Oklahoma  
Comm  
Center



DJ-460T

STANDARD rfconcepts ARRL PC Electronics  
 YAESU TEN-TEC ICOM Larsen Antennas Ameco  
 Outbacker Antennas CORPORATION W5YI MFJ ANTENNA  
 Nye-Viking Kantronics M<sup>2</sup> ENTERPRISES  
 Ramsey Kits hy-gain Bug Catcher COMET

SPECIAL

SPECIAL

**CALL**

CALL TOLL  
FREE

**1-800-70K-HAMS**

**1-800-765-4267**

For This Month's Special-Buy  
Some Quantities Are Limited



FREE SHIPPING UPS SURFACE (except towers/antennas)

9500 Cedar Lake Ave., Suite 100  
Oklahoma City, Oklahoma 73114  
Local & Info (405) 478-2866 FAX (405) 478-4202

Hours of Operation  
M-F 10-6  
Sat 10-3



C.O.D.



# FT-1000



## A Few Expert Opinions...

*"...The most important performance aspects of any transceiver are ease of use and basic receiver performance. The FT-1000 excels at both...The FT-1000...has a very strong receiver; it has the best overall performance and the highest third order input intercept of any commercial radio ever tested in the ARRL lab...The FT-1000 needs little for me to consider it the ultimate contesting and DXing machine available today..."*

**—QST Magazine**

*"The FT-1000 is an excellent top flight transceiver in all respects. It has all the features one would expect in a radio of this class...Of all the top of the range models..., the FT-1000 is the friendliest to use. The ergonomics has been well thought out with simple and obvious control of all functions..."*

**—Radio Communications (U.K.)**

*"The FT-1000 is indeed a fascinating new generation of HF transceiver...The receiver side is very impressive. The sensitivity, dynamic range, and selectivity figures are more than adequate for today's needs..."*

**—CQ Magazine**

*"Until now a RF output power of 100 watts applied as the norm for semiconductor component shortwave transceivers; some newer high class units offered 150 watts. The FT-1000 is set for a maximum RF output of 200 watts. During normal SSB and CW use the power transformer remains hand warm—an improvement over the past when a transformer would occasionally 'burn up'..."*

**—cq DL (Germany)**

*"The biggest attraction of the FT-1000 is the very quiet receiver. In a side-by-side comparison between the FT-1000, the ICOM IC-781, the ICOM IC-765, and the Kenwood TS-950, the FT-1000 came out the winner by a long shot...when comparing its receiver to those found in current equipment of the like monetary value from other manufacturers, the FT-1000 beats all..."*

**—73 Magazine**

**YAESU**  
Performance without compromise.<sup>SM</sup>

# KENWOOD



## TS-950SD

"DX-clusive" HF Transceiver

The new TS-950SD is the first Amateur Radio transceiver to utilize Digital Signal Processing (DSP), a high voltage final amplifier, dual fluorescent tube digital display and digital meter with a peak-hold function.

• **Dual Frequency Receive Function.**

The TS-950SD can receive two frequencies simultaneously.

• **New! Digital AF filter.** Synchronized with SSB IF slope tuning, the digital AF filter provides sharp characteristics for optimum filter response.

• **New high voltage final amplifier.**

50 V power transistors in the 150-watt final section, resulting in minimum distortion and higher efficiency. Full-power key-down time exceeds one hour.

• **New! Built-in microprocessor controlled automatic antenna tuner.**

• **Outstanding general coverage receiver performance and sensitivity.**

Kenwood's Dyna-Mix™ high sensitivity direct mixing system provides incredible performance from 100 kHz to 30 MHz. The Intermodulation dynamic range is 105 dB.

• **Famous Kenwood interference reduction circuits.** SSB Slope Tuning, CW VBT (Variable Bandwidth Tuning), CW AF tune, IF notch filter, dual-mode noise blanker with level control, 4-step RF attenuator (10, 20, or 30 dB), switchable AGC circuit, and all-mode squelch.

Complete service manuals are available for all Kenwood transceivers and most accessories. Specifications, features and prices subject to change without notice or obligation.

## The Ultimate Signal.

Without DSP      With DSP

• **Digital Signal Processor.** DSP is a state-of-the-art technique that maximizes your transmitted RF energy.

• **High performance IF filters built-in†** Select various filter combinations from the front panel. For CW, 250 and 500 Hz, 2.4 kHz for SSB, and 6 kHz for AM. Filter selections can be stored in memory!

• **Multi-Drive Band Pass Filter (BPF) circuitry.** Fifteen band pass filters are available in the front end to enhance performance.

- **Built-in TCXO for the highest stability.**
- **Built-in electronic keyer circuit.**
- **100 memory channels.** Store independent transmit and receive frequencies, mode, filter data, auto-tuner data and CTCSS frequency.
- **Digital bar meter.**

**Additional Features:** • Built-in interface for computer control • Programmable tone encoder • Built-in heavy duty AC power supply and speaker • Adjustable VFO tuning torque • Multiple scanning functions • MC-43S hand microphone supplied

- Optional Accessories**
- DSP-10 Digital Signal Processor\*
  - SO-2 TCXO\* • VS-2 Voice synthesizer
  - YK-88C-1 500 Hz CW filter for 8.83 MHz IF\*
  - YG-455C-1 500 Hz CW filter for 455 kHz IF\*
  - YK-88CN-1 270 Hz CW filter for 8.83 MHz IF\*
  - YG-455CN-1 250 Hz CW filter for 455 kHz IF\*
  - YK-88SN-1 1.8 kHz SSB filter for 8.83 MHz IF\*
  - YG-455S-1 2.4 kHz SSB filter for 455 kHz IF\*
  - SP-950 External speaker w/AF filter
  - SM-230 Station monitor w/pan display
  - SW-2100 SWR/power meter
  - TL-922A Linear amplifier (not for QSK)

\* Built-in for the TS-950SD  
† Optional for the TS-950S  
KENWOOD U.S.A. CORPORATION  
COMMUNICATIONS & TEST EQUIPMENT GROUP  
P.O. BOX 22745, 2201 E. Dominguez Street  
Long Beach, CA 90801-5745  
KENWOOD ELECTRONICS CANADA INC.  
P.O. BOX 1075, 959 Gana Court  
Mississauga, Ontario, Canada L4T 4C2

# KENWOOD

...pacesetter in Amateur Radio

