

73 Amateur Radio Today

SEPTEMBER 1993
ISSUE #396
USA \$2.95
CAN \$3.95
A WGI Publication
International Edition

Special Antenna Issue

7 Great Antenna Projects You Can Build

Computer-Controlled Beam

The "Icky-Stick"

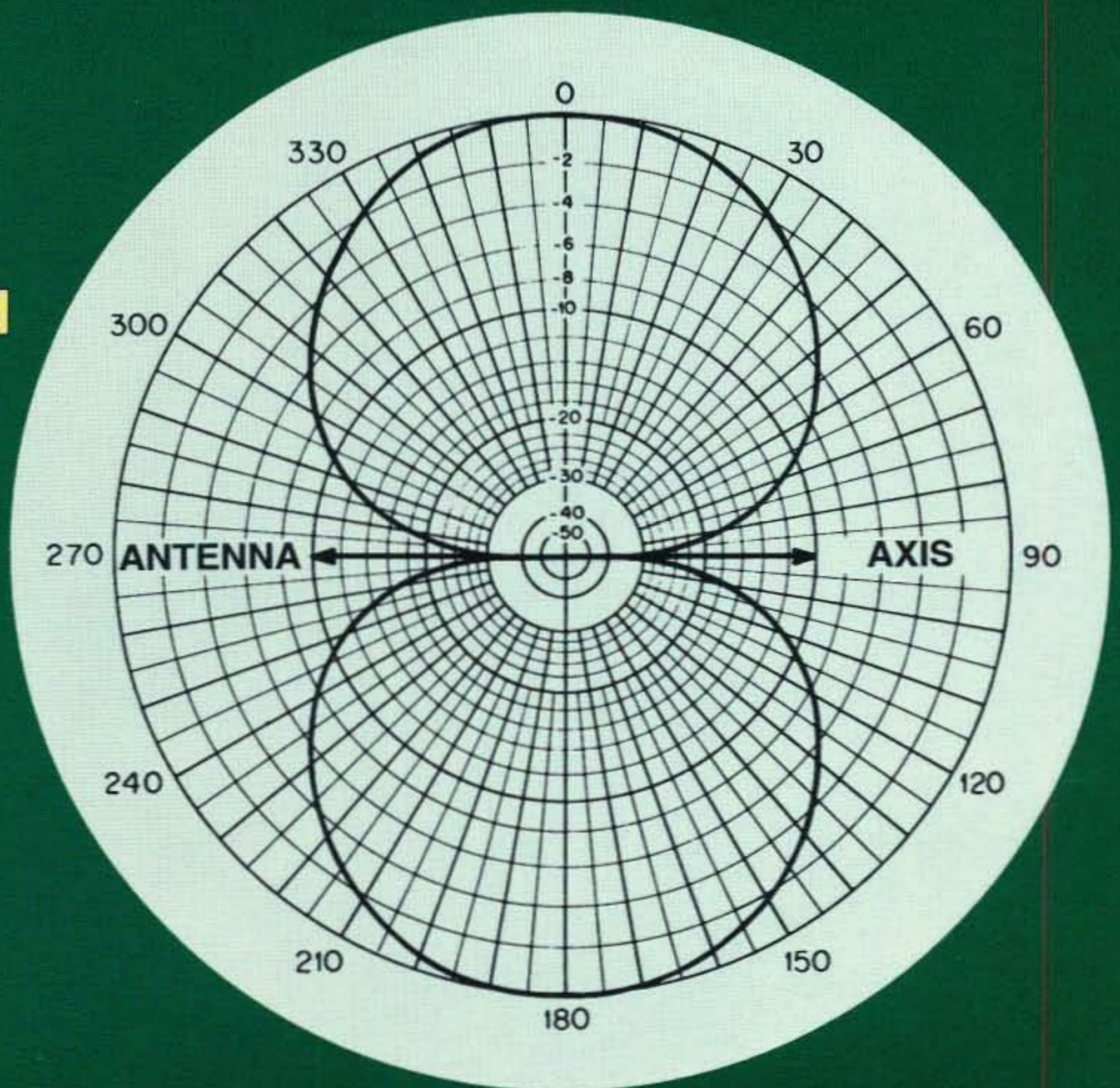
Restricted Space Multiband

Twisted Loop

Lazy H

Design a Discone

Recycled TV Beam



IC-735 HF TRANSCEIVER
With One Year Warranty!



THE CORNERSTONE OF HF TRANSCEIVERS

Icom's IC-735 is the standard by which all other HF's are judged. The time tested performance of the IC-735 withstands all challengers, and its worldwide DX success is well documented.

The IC-735 is unquestionably the world's most popular HF transceiver. Exceptional performance stems from a field proven 100W Transmitter, 12 Tunable Memories, Passband Tuning and much more. At the heart of the IC-735 is a 105dB Dynamic Range Receiver covering all modes on the HF bands from 100KHz to 30MHz.

The IC-735 is truly the cornerstone for fixed, portable or mobile HF operations. And a one year warranty is your assurance of the best customer satisfaction and highest performance of any HF transceiver available.

For full details call the Icom Brochure Hotline at 1-206-450-6088.

CORPORATE HEADQUARTERS
ICOM America, Inc., 2380-116th Ave. N.E., Bellevue, WA 98004
Customer Service Hotline (206) 454-7619
CUSTOMER SERVICE CENTERS
18102 Skypark South, Ste. 52-B, Irvine, CA 92714
3071 - #5 Road, Unit 9, Richmond, B.C. V6X 2T4 Canada
All stated specifications are subject to change without notice or obligation. All ICOM radios significantly exceed FCC regulations limiting spurious emissions. The ICOM logo is a registered trademark of ICOM America, Inc. 735CS793

**ICOM**



STARTEK INTERNATIONAL INC. FREQUENCY COUNTERS

New ATH™ Series

Auto Trigger & Hold

now, for the first time, available on inexpensive, portable counters with our new **ATH™** Series. This feature is the most significant improvement ever made to the pocket sized counters! It allows "Hands Free" operation to automatically *read & hold* a signal as quick as 80 ms or 8% of a second.

Our **ATH™** circuitry is *super fast* because it does not require the time for multiple readings, like digital filtering techniques.

The **ONE-SHOT ATH™** feature is standard on the **ATH-30**. Using controls and indicators on top of the unit, it will hold the first reading until manually reset. (The **ONE-SHOT** feature is a \$40 option on the **ATH-15**.)

Say goodbye to random counting & false readings with the ATH™ Series

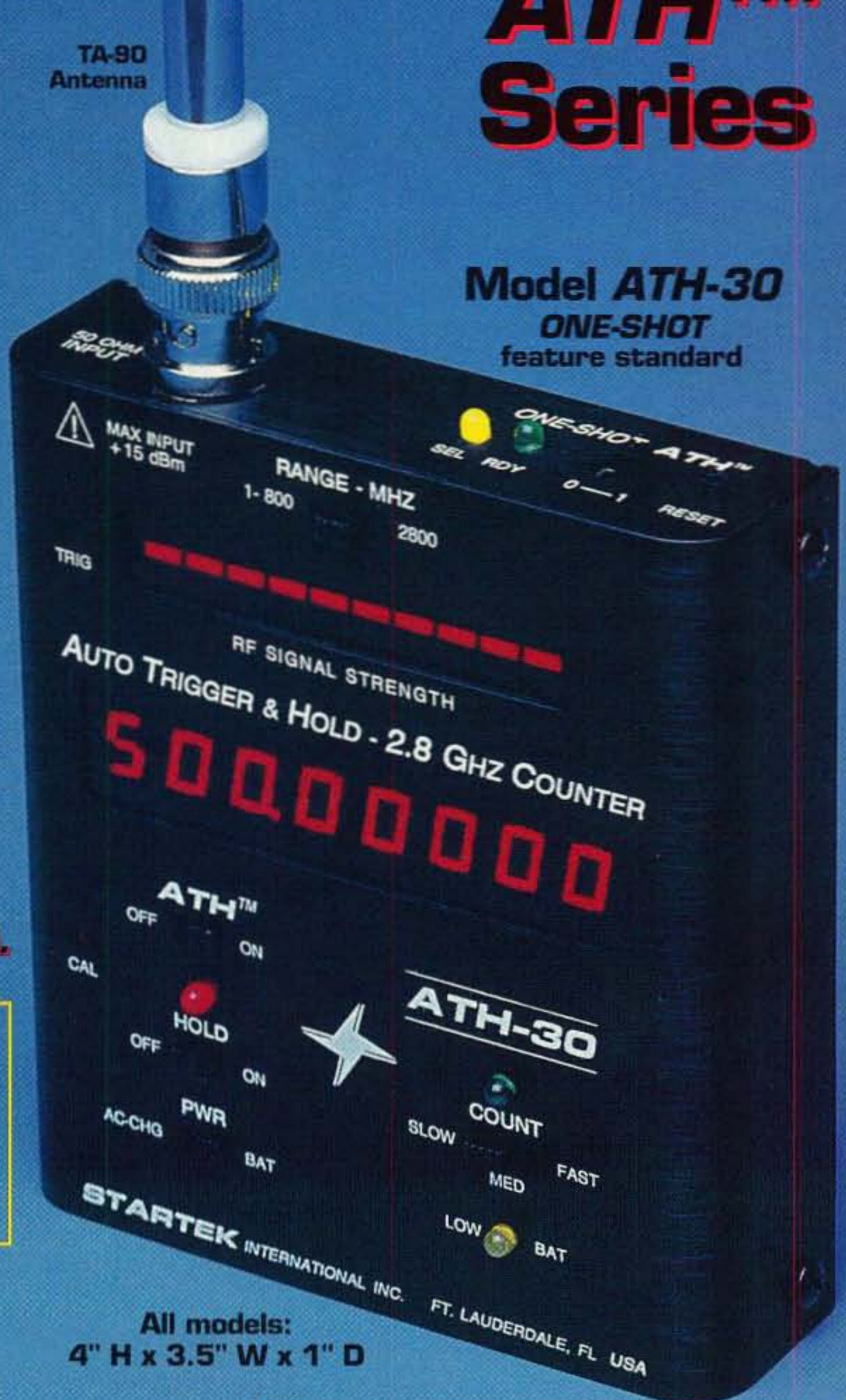
ATH™ Series features include:

- Easy to use - simple controls
- Ultra fast response time - 800% faster
- Extra bright LED digits
- 3-5 hour battery operation
- Automatic clean dropout
- Maximized sensitivity, <1 mv typical
- 4 GHz signal strength Bar Graph
- 2 ranges - 6 fast gate times
- 9-12V auto-polarity power jack
- **StarCab™** aluminum cabinet



**ALL MODELS
MADE IN U.S.A.**

**NEW
WARRANTY
5 years all parts
1 year labor
ALL MODELS**



All models:
4" H x 3.5" W x 1" D



**ALL
FREQUENCY
COUNTERS
PRICED WITH
NI-CADs &
AC ADAPTOR**

In Stock...Same Day Shipment

Frequency Counters	SPECIAL
1350 1-1300 MHZ 3 gate times, quality & economy	119 129
3500 10 HZ-3500 MHZ Extremely wide frequency range	239 250
15-BG (not shown) 1-1500 MHZ Ultra high sensitivity, Bar Graph	169 220
35-BG 1-3200 MHZ Ultra high sensitivity, Bar Graph	249 265
New ATH™ Series	
ATH-15 1-1500 MHZ, ATH	199 235
ATH-30 1-2800 MHZ, ATH, ONE-SHOT	259 299
HST-15 HIGH STAB TCXO fact. inst. option, 0.2 PPM accuracy	100 125
Accessories	
A CC-90 Case for all models	12.
B TA-90 Telescope BNC antenna	12.
C TA-90-L Telescope elbow antenna	16.
D RD-150 150 MHZ rubber duck	16.
E RD-2750 27-50 MHZ rubber duck	28.
F RD-800 800 MHZ rubber duck	29.
G M-207-IC Interface cable for MFJ-207	10.
H P-110 200 MHZ, 1x, 10x probe	39.
J LP-22 Lo-Pass, audio usage probe	25.
K DC-10 Direct, 50 OHM probe	20.



**Factory Direct
Order Lines
SAME DAY SHIPMENT
Orders & Information
305-561-2211
Orders Only
800-638-8050
FAX 305-561-9133**

MasterCard VISA Discover


STARTEK INTERNATIONAL INC.
398 NE 38th St., Ft. Lauderdale, FL 33334

Terms: Shipping/handling charges U.S. & Canada 5% (\$5 min., \$10 max) Others add 15%. FL residents add 6% tax. COD fee \$5. VISA, MC, Discover accepted. Prices & specifications subject to change without notice or obligation.

TURN *your* RADIO *into a* PHONE

Our microprocessor controlled interconnects patch your FM base station radio to your phone line and allow you to initiate and receive phone calls in your mobile or HT without assistance.

Only **CSI** interconnects offer important user friendly features such as Memory Speed-dialing, Last Number Redial and a built-in Programming keyboard with companion digital display which makes user set-up quick, easy and positive...



All features are fully user programmable:

- Speed-dial memories
- Single or multi-digit access code.
- Secret toll override access code
- Toll restrict numbers and sequences
- Regenerated tone or pulse dialout
- Ringout on 1-9 ring
- Line in use detect
- Call waiting
- CW ID
- Hookflash
- Activity & Timeout timers...

And More !

CSI has been the leading producer of interconnect products for over eleven years. All products are made in the U.S. A. and come with a one year limited warranty.

To get the complete story Call or Fax today for product information and dealer listing.



Connect Systems Inc.

2259 Portola Rd.
Ventura, CA. 93003

Toll free

(800) 545-1349

Phone (805) 642-7184

FAX (805) 642-7271

CSI is a registered trademark of Connect Systems Inc.

Private Patch V

Private Patch V is a multi-mode interconnect that offers four user selectable modes: 1. Enhanced Sampling 2. VOX Simplex 3. Semi-Duplex 4. Repeater Maker. A 90 memory speed-dialer and remote base mode are also included. Can be connected to the Mic and speaker jacks of any simplex transceiver when used in VOX simplex. Fully FCC and DOC approved. No other patch offers as many modes and features.



CS-900 Control Station Interconnect

The CS-900 is VOX activated and can be used simplex or through any remotely located repeater. The standard 1/2 Second Electronic Voice Delay totally eliminates syllable or word clipping and results in unsurpassed simplex performance. A 90 memory speed-dialer and Remote base mode are also included. The only required connections are to the Mic and Speaker jacks of your simplex transceiver. Fully FCC and DOC approved. This is the best deal going in a simplex patch!



NEW

CS-800 Full Duplex Interconnect

The CS-800 will operate Full or Semi duplex and also has a built-in Repeater Maker. The only required connections are to the Mic and Speaker jacks of your dual band transceiver. A 9 memory Speed-dialer is standard. Fully FCC and DOC approved. This is your best choice in a Full Duplex Interconnect with built-in Repeater Controller!



CS-700 Intelligent Interconnect

The CS-700 is for simplex operation and offers selectable VOX Enhanced or VOX Controlled Sampling. Sampling allows the mobile operator to have positive control at all times. The CS-700 requires an internal connection to the discriminator of your simplex transceiver. A 9 memory Speed dialer is standard. This is the best sampling patch in the business!



CD-1 Communications Decoder Unit

Decodes and displays all 50 CTCSS tones, 104 DCS codes and all 16 DTMF digits when connected to any scanner, receiver or service monitor. Extremely useful for service work or determining the correct codes to operate open repeaters and autopatches. DTMF sequences are displayed a second time, slowly just in case the real time digits were too fast to comprehend.



CIRCLE 12 ON READER SERVICE CARD

THE TEAM

PUBLISHER/EDITOR
Wayne Green W2NSD/1

ASSOCIATE PUBLISHER/EDITOR
David Cassidy N1GPH

MANAGING EDITOR
Hope Carrier

SENIOR/TECHNICAL EDITOR
Charles Warrington WA1RZW

EDITORIAL ASSOCIATES
Sue Jewell
Joyce Sawtelle

CONTRIBUTING EDITORS
Bill Brown WB8ELK
Mike Bryce WB8VGE
Joseph E. Carr K4IPV
David Cowhig WA1LBP
Michael Geier KB1UM
Jim Gray W1XU/7
Chuck Houghton WB6IGP
Arnie Johnson N1BAC
Dr. Marc Leavey WA3AJR
Andy MacAllister WA5ZIB
Joe Moell K0OV
Carole Perry WB2MGP
Jeffrey Sloman N1EWO

ADVERTISING SALES MANAGER
Dan Harper

ADVERTISING COORDINATOR
Judy Walker
1-603-924-0058
1-800-274-7373
FAX: 1-603-924-9327

GRAPHIC DESIGN
Suzanne Self

GRAPHIC SERVICES
FilmWorks, Inc.
Hancock NH

TYPESETTING
Linda Drew

CIRCULATION MANAGER
Harvey Chandler

To subscribe: 1-800-289-0388

WAYNE GREEN, INC.

Editorial Offices
70 Route 202N
Peterborough NH 03458
1-603-924-0058;
FAX: 1-603-924-9327

Subscription Services
1-800-289-0388

Foreign Subscribers
1-609-461-8432



Audit Bureau
of Circulations
Member

Reprints: \$3.00 per article.
Back issues: \$4.00 each.
Write to 73 Amateur Radio Today, Reprints,
70 Route 202N, Peterborough, NH 03458.

Printed in the U.S.A. by Quad
Graphics, Thomaston, Georgia.

73 Amateur Radio Today

September 1993
Issue #396

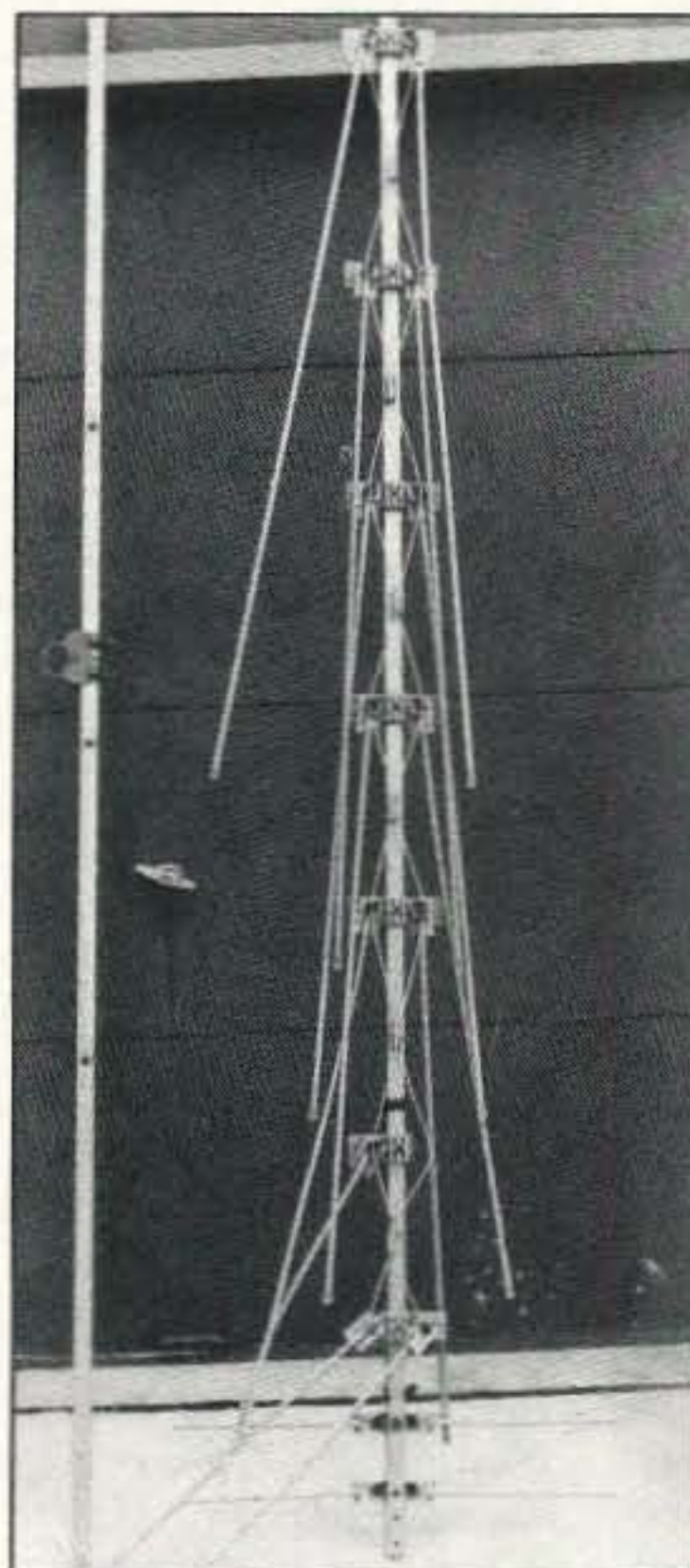
TABLE OF CONTENTS

FEATURES

- 10 Computer Control for Beam Antennas, Part II**
Give your station a smart, new twist.K4OND
- 18 The W2EKY "Icky-Stick" Antenna**
Hit the roof with an improved ground-plane vertical.W2EKY
- 20 Compressing the W3EDP**
Build this unique multiband restricted
space antenna.G2BZQ
- 26 Distributed Capacity Twisted Loop**
An indoor 40 meter antenna for five
bucks.WA6QBU
- 28 Evolution of an Antenna**
Build a new version of the classic
"Lazy H" antenna.W2TBZ
- 30 Add Remote-Base Capability to
ANY Repeater!**
Bargain bells 'n' whistles.WB9YBM
- 32 DSP: The Whole Truth**
Everything you ever wanted to know
about digital signal processing.
.....N9RF
- 34 Recycled TV Beam to 2 Meters for \$2**
Use an old TV antenna for this
inexpensive, two-hour project.
.....KA0NAN
- 38 A Discone Just For Fun**
Fun to design, build and use.KA0DAQ

REVIEW

- 42 DIGI-FIELD Field Strength Meter**
A new entry at a reasonable price.
.....WB9RRT



Turn this pile of junk into a 2
meter beam for \$2. See page 34.

DEPARTMENTS

- 62 Above and Beyond
73 Ad Index
66 Ask Kaboom
60 ATV
79 Barter 'n' Buy
44 Carr's Corner
69 Dealer Directory
17 Feedback Index
56 Hams with Class
46 Hamsats
52 Homing In
6 Letters
4 Never Say Die
80 New Products
48 Packet & Computers
88 Propagation
58 QRP
8 QRX
88 Random Output
50 RTTY Loop
68 73 International
70 Special Events
86 Uncle Wayne's
Bookshelf

FEEDBACK... FEEDBACK!

It's like being there—right here in our offices! How? Just take advantage of our FEEDBACK card on page 17. You'll notice a feedback number at the beginning of each article and column. We'd like you to rate what you read so that we can print what types of things you like best. And then we will draw one Feedback card each month for a free subscription to 73.

FB

Editorial Offices
70 Route 202N
Peterborough NH 03458
phone: 603-924-0058

Advertising Offices
70 Route 202N
Peterborough NH 03458
phone: 800-274-7373

Circulation Offices
70 Route 202N
Peterborough NH 03458
phone: 603-924-0058

Manuscripts Contributions in the form of manuscripts with drawings and/or photographs are welcome and will be considered for possible publication. We can assume no responsibility for loss or damage to any material. Please enclose a stamped, self-addressed envelope with each submission. Payment for the use of any unsolicited material will be made upon publication. A premium will be paid for accepted articles that have been submitted electronically (CompuServe ppn 70310,775 or MCI Mail "WGEPUB" or GENIE address "MAG73") or on disk as an IBM-compatible ASCII file. You can also contact us at the 73 BBS at (603) 924-9343, 300 or 1200 baud, 8 data bits, no parity, one stop bit. All contributions should be directed to the 73 editorial offices. "How to Write for 73" guidelines are available upon request. US citizens must include their Social Security number with submitted manuscripts.

73 Amateur Radio Today (ISSN 1052-2522) is published monthly by Wayne Green Inc., 70 Route 202 North, Peterborough NH 03458. Entire contents ©1993 by Wayne Green Inc. No part of this publication may be reproduced without written permission of the publisher. For Subscription Services, write to 73 Amateur Radio Today, P.O. Box 7693, Riverton NJ 08077-7693, or call 1-800-289-0388. The subscription rate is: one year \$24.97, two years \$39.97; Canada: \$34.21 for one year, \$57.75 for two years, including postage and 7% GST. Foreign postage: \$19.00 surface or \$42.00 airmail additional per year. All foreign orders must be accompanied by payment in US funds. Second class postage paid at Peterborough, NH, and at additional mailing offices. Canadian second class mail registration #178101. Canadian GST registration #125393314. Microfilm Edition—University Microfilm, Ann Arbor MI 48106. POSTMASTER: Send address changes to 73 Amateur Radio Today, P.O. Box 7693, Riverton NJ 08077-7693.

Contract: You have just laid eyes on 73, one of the world's great ham magazines. By doing so, you have entered into a lifetime agreement to support our advertisers. So beat the rush. Buy early and often. And make sure you tell them you saw their ads in 73.

NEVER SAY DIE

Wayne Green W2NSD/1



Vox Pops

A letter from Richard KC4YQL got me to thinking. Now, you know that's gonna make trouble. And sure enough, trouble it is. But I think you're going to like it, if you're just a bit anti-establishmentarian. As an admitted proponent of disestablishmentarianism, I hope you go for it.

Richard made the usual mistake of coming up with a good idea and proposing it to the ARRL. Now you'll find no one more enthusiastic and supportive of the wonderful works being done by our esteemed League than your semi-humble servant. But, even in my unabashed admiration for the Newington Marvel, I do occasionally admit to some of the very slightest of misgivings about their bureaucracy and inertia, which in rare instances can give one the impression we're trying to deal with a federal agency. I'm always saddened when the true worshippers of our Radio Relayers blow my slightest of criticisms totally out of proportion, often subjecting me to outrageous vilification and slander. But that's in the same vein as Rushdie's problem with the equally religiously obsessed ayatollahs of Iran.

That aside, let's get down to brass tacks. No, I can't put that all aside yet. Sorry. But Richard's proposal has a lot to do with what a few malcontents perceive as a weakness on the part of the League. Heresy, of course, but these things have to be faced and resolved. It has to do with the false perception that the League's Board of Directors is far more involved with carrying messages from headquarters to the unwashed than in carrying the wishes of the unwashed to those high on Olympus . . . known locally as Newington.

Why not, begged Richard, let us lowly members comment on proposed rule changes before a firm position is taken before the FCC? Well, of course we old-time members know that we always have the right to write and express our opinions to HQ. Of course, I can't recall any instance, at least in the 50 or so years I've been a member, when these comments were taken into consideration. But that may be due to the admittedly faulty memory of a doddering old-timer who is gradually slipping into the pre-senility stage. That's what happens when one retires and

has too much time on one's hands.

But I happen to like the basic idea. In fact, why not take this one step further? Instead of coming up with good (and bad) ideas for rule changes and then dropping the ball . . . or far worse, sending them to the FCC . . . how about our starting a Vox Pops section in 73 where your proposals can be exposed for the brilliance or the stupidity they represent? We'd print 'em and the readers would then have an opportunity to congratulate you for your brilliance or vent their spleens over your incredible ignorance. The end result would be a reader poll. Those with enough support would be forwarded to the FCC for action and the rest would be given at least a decent burial.

Now, I know this whole concept is going to give the ARRL Board members fits. Only the League is supposed to interface with the FCC. All of us hams are supposed to first get the ARRL to agree with our proposals and then let them take it from there. Alas, the League's past record on reflecting the actual wishes of the members hasn't been exemplary, tending more to represent the interests of the Directors and those we've elevated via the Board to Olympus. I still vaguely remember the many years I fought the ARRL to get FSK permitted below 2m. They put up one hell of a battle, but they eventually lost.

The League, bless them, seems firmly rooted in the past. CW, that fascinating artifact from the 19th century, is obsessive. Many of us are eagerly awaiting a carbon dating report on test equipment discovered in the ARRL lab.

So, if you have some ideas for rule changes that you think are important, let's send them up for some flak from our inexhaustible supply of negative old-timers, who are against almost any changes, no matter how needed. If, after the smoke clears, the readers give a thumbs up vote, we'll submit your gem to the Commission and cross our collective fingers. How's that play for you?

So let's see some samples of your genius coming in to Vox Pops, 73 *Amateur Radio Today*, Peterborough NH 03458-1107. Maybe we can get this confounded hobby into usable shape yet.

Calling All Entrepreneurs

A note from Al Warsh N6UHF brought an article in the April *Mensa Bulletin* to my attention. It had to do with the need for a better avalanche beacon transmitter for skiers who get their jollies skiing in avalanche-prone areas. It seems that the current crop of such devices left enough to be desired so no one was able to locate a chap (or his body) who was in the wrong place at the wrong time last winter.

My advice is to take up downhill skiing and try to stay on the trails. This has been my approach and it's worked perfectly for me in 25 years of skiing. Yes, I know it's more expensive . . . unless you're my age and can ski free most places . . . but it is safer and more exciting. Oh, I tried cross-country skiing. Bor-ring. I haven't seen my cross-country skis, boots, and collection of waxes recently, so some past employee is probably enjoying them. Or has sold them.

If you're into experimenting, you might want to see what you can do. You want to find out what the current crop of beacons do, so you can do much better. I wish I'd saved some of the snow from last winter to help you experiment. We had plenty along in March. You need to find out what frequencies can get through about six feet of snow and for what range. Then you have to package the transmitter so it doesn't take a dog-sled to cart the power supply.

Once you have a nice small package and a manufacturing facility, if you don't have the money to finance the project you then have to find a venture capital outfit that will fleece you of everything in short order. They'll move the manufacturing to Taiwan, where copy-cat firms will clone the product, quickly putting the venture capital firm out of business. You'll end up with the comforting knowledge that it's your invention that's selling to millions of cross-country skiers through Eastern Mountain Sports and other ski outfitters.

While on the topic of entrepreneurialism, several readers of my book, *Declare War*, have mentioned that they've found it a gold mine of entrepreneurial ideas. Of course, I can't help coming up with more and more ideas for ways to make money. If you've bought the

book perhaps it's time to sit down and start reading it. But then you probably have your ear plugs screwed in tightly so as not to be annoyed by knocks on the door by Opportunity. Well, it's a lot easier to buy lottery tickets than to work, anyway. Unfortunately, the only number of yours that's likely to come up will be that one on your ARRL Silent Key certificate. I'm not sure if you have to be a member to get that award or not. Better join, just in case, right?

Gloom and Doom Revisited

Is technology about to eliminate the major excuse for amateur radio's existence? We've been buffeted by technological developments ever since WWII. First there was the transistor, a new-fangled contraption most old-timers never really quite got used to. And if that wasn't bad enough, then they began cramming parts on boards instead of on a chassis. Worse, then they shrunk the boards and transistors down to quarter-inch-square integrated circuits. By this time most hams had bailed out.

If we'd kept kids coming into the hobby we might have bridged the gap. Kids, not having been brought up on tubes, resistors, tuning capacitors and output transformers, were comfy with gates and phase-locked-loops. Alas, we zapped the kids in 1964 and they've never really come back.

So here we are in the '90s, with synthesized HTs and TNCs, and for most of us not a clue as to what's going on inside our predominantly black boxes. CW was replaced in the real world a generation ago by high-speed digital communications systems and facsimile. Now, when our rigs break, we don't get out a soldering iron, we get out the shipping box and call UPS.

No longer are we a technically educated resource for use in time of war. No longer are we inventing and pioneering new technologies as we did 50 years ago. We're not even doing much of value as good will ambassadors. Our one remaining claim to our billions of dollars in publicly-owned frequencies is our ability to provide emergency communications.


Some of our clubs are doing a fine job of this. They're outfitting emergency vans and have emergency-powered repeaters either in place or ready to set up. They're set to help different services intercommunicate. And they're able to provide short-, medium- and long-range communications by virtue of our many ham bands. Now, I admit it's true that most of our emergency communications systems are as slow as Gettysburg and prone to endless errors. Many of them are still rooted in the glorious 1930s, using CW and voice. But we do have a growing number of more modern systems using packet, digipeaters and networks. We have a few hams who are doing their best to set up these faster systems, despite endless interference from the officials of a national ham organization which I won't mention, for fear of being accused of trashing them, forsooth.

Continued on page 74


Modern, high-performance stations use **COMET** Antennas, Duplexers, Triplexers and Accessories! **COMET** products are designed to provide an exceptional level of signal quality and coverage area. Whether operating mobile or from your base station, **COMET** products make you sound good. No other product line has the selection, convenience, quality and performance!



NEW
SB-5/SB-5NMO
Dual-Band 146/446MHz
Gain & Wave:
146MHz 3.0dBi 1/2 wave
446MHz 5.5dBi 5/8 wave x 2
VSWR: 1.5:1 or less
Max Power: 120W FM
Length: 38"
Connector: PL-259 or NMO style




NEW
SB-7/SB-7NMO
Dual-Band 146/446MHz
Gain & Wave:
146MHz 4.5dBi 6/8 wave center load
446MHz 7.2dBi 5/8 wave x 3
VSWR: 1.5:1 or less
Max Power: 70W FM
Length: 4' 7"
Connector: PL-259 or NMO style




B-20/B-20NMO
Dual-Band 146/446 MHz
Gain & Wave:
146MHz 2.15dB 1/2 wave
446MHz 5.0dB 5/8 wave x 2
VSWR: Less than 1.5:1
144-148MHz, 440-450MHz
Max Power: 50 watts
Length: 30"
Connector: PL-259 or NMO style
Construction: Black, w/fold-over w/Fold-Over



B-10/B-10NMO
Dual-Band 146/446 MHz
Gain & Wave:
146MHz -dB 1/4 wave
446MHz 2.15dB 1/2 wave
VSWR: Less than 1.5:1
144-148MHz, 440-450MHz
Max Power: 50 watts
Length: 12"
Connector: PL-259 or NMO style
Construction: Black, cellular lock-a-like w/Fold-Over




CX-224/CX224NMO
Tri-Band 146/220/446MHz
Gain & Wave:
146MHz 2.15dB 1/2 wave
220MHz 3.6dB 5/8 wave
446MHz 6.0dB 5/8 wave x 2
VSWR: 1.5:1 or less
Max Power: 100 watts
Length: 3'
Connector: CX-224 PL-259 CX-224NMO NMO Style




NEW
HA4S
Quad-Band HF Mobile
7, *14, 21, 24, 28MHz
Wave: 1/4 wave
VSWR: Less than 2:1
Weight: 1 lb. 14 ozs.
Length: 4' 4"
Connector: PL-259
Construction: Heavy Duty, w/Fold-Over
*L-14HS: Optional 14MHz Coil




NEW
FJ-15S
Tri-Band Mobile
50/146/446MHz
Gain & Wave:
50MHz 2.15dBi 1/4 wave
146MHz 4.5dBi 5/8 wave center-loaded
446MHz 7.2dBi 5/8 wave x 3
VSWR: 1.5:1 or less
Max Power: 120 watts FM
Length: 4' 10"
Connector: PL-259



CHL-185
146MHz
Gain & Wave:
4.1dB 5/8 wave
VSWR: 1.5:1 or less
Max Power: 200 watts
Length: 4' 8"
Connector: PL-259



NEW
CH-722SA
146/446MHz HT Antenna
Gain & Wave:
146MHz 3.0dB 1/2 wave
446MHz 5.5dB 5/8 wave x 2
Max Power: 50 watts
Length: 35' 4"
Weight: 3.9 ozs.
Connector: BNC



NEW
SH-55
146/446MHz HT Antenna
Gain & Wave:
146MHz 1.5dBi 1/4 wave
446MHz 3.2dBi 5/8 wave
Max Power: 10 watts
Length: 15.5"
Connector: BNC




CH-32
Miracle Baby 146/446MHz HT Antenna. Compact design, the smallest HT antenna available!
Gain & Wave: 0dB
VSWR: 1.5:1 or less
Max Power: 10 watts
Length: 1.75"
Connector: BNC



RS-21
Trunk, hatchback, rear door (van, blazer, etc.) mount. Adjustable to virtually ANY angle. Rubber-coated base protects vehicle paint.



RS-820
Heavy-duty low profile trunk lip or hatch back mount. Rubber coated base protects vehicle paint.



3D4M Standard Cable Assembly
13.5 feet of low loss coax. Gold plated UHF (PL-259/SO-239) connectors.

3D5M Standard Cable Assembly
Same as 3D4M, but 17 feet of coax.



CK-5M Deluxe Cable Assembly
13 feet double shielded very low loss coax. + 12' RG-188 teflon coax. Gold-plated UHF (PL-259/SO-239) connectors. Allows easy entry from a lip-mount w/o causing coax or weather strip damage.

CK-5M5 Deluxe Cable Assembly
Same as CK-5M, but 17 feet of coax.



CF-4160K, CF-4160I, CF-4160J

146/446 MHz
Band Pass, Ins. Loss, Max Power:
1.3-150MHz, 0.1dB, 800w PEP
400-540MHz, 0.2dB, 500w PEP
Isolation: 60dB

CONNECTORS:
Output: SO-239 SO-239 SO-239
Low In: PL-259 PL-259 SO-239
High In: PL-259 N-Male SO-239

CROSS NEEDLE METERS

- Separate Meter and RF Sensor allows for convenient placement of the meter.
- Cross Needle Meter provides FWD, REF, and VSWR simultaneously.
- The RF-Sensor is a compact design, and has an extremely low-loss circuit.
- Beautifully illuminated when connected to power supply.
- 6 foot cable standard.
- Optional EXS-3 10 foot extension cable for a total of 16 feet between the sensor and meter.



COMET products are available from most major dealers. For customer service, or a complete catalog, please call us at 800/962-2611. We're confident **COMET** products and accessories will enable you to enjoy Amateur Radio to its fullest!



NCG Companies

1275 North Grove Street
Anaheim, CA 92806
(714) 630-4541 FAX (714) 630-7024

CIRCLE 54 ON READER SERVICE CARD

From the Hamshack

Rickey Nievera N2MBC, Carle Place NY Wayne, keep up the good work. I wonder if you will change the makeup of *73 Magazine* to less kit building and more about ham radio operations, hints, kinks and the like? How about a "sermon" on how we can rebuild the "image" of hams: stopping the chaos on 20 meters, encouraging more activity in public service, volunteering in schools and in Boy Scout programs? Hams should be good citizens and not enemies of their neighborhoods because of TVI. Good neighbor relations should be stressed. Hams need to read more about preventing TVI, RFI, and telephone interference, and should ease up on power amplifiers during popular TV hours and on weekends. The rule is if you have a good contact (at least 5/7) there is no need to use a linear amplifier. Give the hams on low power a chance to get on the air. The guys with big console linears wipe the rest of us out. It's not fair! At least 80% of us use no more than 100 watts. The culprits are the Extra Class hams. Come on—let's get together and behave. Follow the rules and regulations. Let's have less bullsh*t talk on the ham bands. No politics. Let's talk about technical items, computers and the like. Please—no politics over ham radio.

I have been a ham for over 25 years, as DU1EN, and now as N2MBC. I enjoy DX, not hearing about the country's problems and so forth. I usually hear some hams that I know from way back and we rag-chew about the old times. That is ham radio—friendship, learning about geography, etc., not too much foolish talk. Let's all enjoy this hobby—it is a great one—and not spoil it.

You're probably right, Rickey. We should not be discussing politics or religion over the air. As Arnold Glasow said, "The fewer the facts, the stronger the opinion," so arguments about religion, where facts are nonexistent, are fruitless. And political arguments seem to seldom be based on any firmer ground, so let's avoid talking about the deficit, unemployment, welfare, racism, our lousy school system, crime, drugs, the recession, Congressional pork and bribes, Clinton, Rodham, Perot, and other such political matters. Why am I reminded of The Pirates of Penzance, where the chorus sings, "Let us compromise, (our hearts are not made of leather). Let us shut our eyes, and talk about the weather. Yes, yes, let's talk about the weather. How beautifully blue the sky, the glass is rising very high, continue fine I hope it may, and yet it rained but yesterday. Tomorrow it may pour

again (I hear the country wants some rain), yet people say, I know not why, that we shall have a warm July." . . . Wayne

Michael Graham, Baton Rouge LA I am writing in response to Jeff Carter KK6RY's letter (July 1993) as I await the arrival of my callsign from the FCC after having successfully completed the no-code Tech exam. I've read Carter's letter a number of times, becoming angrier each time. He seems to have some horrible need to feel superior to somebody, and has apparently directed his pseudo-superiority attitude toward the no-code Techs, who he feels will turn the 2 meter and 70 cm bands into some not-so-glorified channels resembling CB. Perhaps he has a poor concept of human nature. An exam demonstrating a degree of knowledge must be taken and passed. CBers just aren't going to do that. They haven't in the past, they don't now, and they're not likely to expend that energy in the future.

The no-code route into amateur radio was, I believe, designed to bring into the fold people like me—educated, reasonably intelligent, and who possess some knowledge of computers. I can't, of course, speak for all no-code Techs, but personally I'm already reading and learning, and eventually will achieve Extra Class. Carter's attitude toward us is the kind of elitism that cannot help but damage efforts to promote amateur radio.

I am angriest when Carter writes, "Let the no-coders run the local bicycle races and show off with their \$500 handie-talkies." Carter apparently has no use for public service. It's called giving something back. It's called serving your community. Baton Rouge just finished hosting the National Senior Olympics—successful in large measure due to the efforts of many amateur operators using a 2 meter repeater, their skills in communication, and a whole lot of their personal time.

I regret that Carter feels superior to me, and that I'm not good enough for him. If I run across his call on the air in the future, he'll not have to worry about wasting time communicating with me. I'll be too busy talking with people who care.

Clyde D. Nimal N8YBK, Columbus OH The letter by Jeff Carter in your July 1993 issue really burned me up. It is obvious to me that he doesn't know what he is talking about.

I have been licensed twice: once under the "old" system, where knowing the code was mandatory, and again under the new system.

While I felt that the old system was harder to work with, it did maintain a certain technical edge and launch many an electronics career, mine among them. I had little difficulty learning the code and eventually got a General Class ticket. But I remember well one poor chap who struggled mightily just to be able to tell the difference between a dit and a dah. For him, being tone deaf, this was a mountain to climb, not a hurdle to jump. To him, the present system would have been a godsend. I cannot help but wonder how many other potential hams we lost due to this one barrier.

It is equally obvious that because Mr. Carter has opted to not use VHF anymore, that he is missing out on a fact that makes his whole argument moot. There are quite a few of those "handie-talkie appliance operators" learning Morse code and upgrading. Every one of them has a no-code license, and one of them is hearing impaired! As one of the net control operators of the local CW practice net, I am well aware of the desire of these newcomers to upgrade and get on the HF bands.

Overall, I think that amateur radio will survive quite well with this new generation of hams, code or no code.

Steven L. Sanders N4WAK, Clearwater FL Wayne—I just finished reading your editorial in the June 1993 issue—sure am glad that I'm only an Advanced Class and not an Extra! You're always mentioning the 14,313 mess and I think that it is time to recognize another frequency as being possibly the second-worst for intentional interference . . .

14,230. I am an avid SSTVer and am constantly amazed at the amount of amateurs who persist in using 14,230 as the national tune-up frequency, even when there are at least four or five stations actively talking or sending SSTV images that anyone with a piece of wire for an antenna would hear (if they listened first).

You also solicited comments from those of us who have purchased a new piece of equipment on what we have gone through getting it to operational condition. I have always leaned towards the purchase of ICOM gear, both for VHF/UHF and HF, and have recently purchased a new ICOM IC-W21AT dual-band handie. The radio is excellent and operates as well as the IC-W2A that it replaced. It takes awhile to learn all the bells and whistles even though it has an "AI" button for those of us who need some artificial intelligence.

I am very happy to see that companies like W & W Associates have come out with "universal" chargers that are capable of being fitted with a reasonably priced adapter so it can be used with a variety of radios. One of my major gripes over the last couple of years has been the ridiculous cost of a rapid charger for amateur handie-talkies. I mean, come on, get serious . . . you can buy a 9.6 volt

rechargeable drill with a battery pack and a quick charger for around \$50 at any hardware store, so why does an amateur charger have to cost so much? You always hear the old song and dance about how small the amateur community is versus any other consumer base and how they have to charge more, etc. I think they know that most people who buy an HT will also buy a rapid charger (for obvious reasons) and it's just their way of showing us how much they appreciate taking our hard-earned money.

I want to thank you for the articles you have published in the last year or so dealing with amateur slow-scan TV. The number of people on 14,230 and 14,233 using the SSTV mode has increased faster in the last year than in all of its previous years. Now, if we can just educate the rest of the amateurs out there and make them realize that we need a good 5 kHz of band above and below these two frequencies it would be great. We voluntarily constrain ourselves to operating SSTV and FAX modes on just these two frequencies on 20m and we could just as easily go anywhere and do it but we don't—we respect the rest of the ham population. Hopefully, we will soon be using advanced digital modes for transmitting images and possibly linking the sending and receiving stations and using error-correction, but right now it's more like RTTY than AMTOR.

Good luck and keep on fighting! I don't always agree with everything you say in your editorials but I never fail to come away thinking, "What if he's right?" Glad to see someone always taking shots at the ARRL, they need someone to snap at their heels and keep them (somewhat) in line!

Ed Campbell KD4SMQ, Macon GA As a new no-code ham, I subscribe to several magazines, including *73*. When you asked for information on how we liked our new equipment, I thought I'd write with my experience.

Like many new hams, my first radio choice was an HT. Nothing gets you "on the air" as quickly or as cheaply. I purchased a Standard 168 and really love it. It is very well-built; I have even dropped it onto a concrete floor with no damage. At home I connect it to an attic antenna and power supply. I also use it with a mobile mag mount, but often I just carry it in the car with the rubber duck and hit the local repeater just fine.

I am working on the 5 wpm code to obtain my Tech Plus, but I must admit that it is not much fun and I often wonder, "What's the point?" Unless you can copy 13 wpm, there is little HF voice available to the new ham.

Question: With all the new no-code hams out there, why don't the manufacturers produce 6 meter rigs? a 2m/6m dual-band mobile would interest me.

Thank you for your magazine. How about some articles on 6m fun? 73

Low Cost GaAsFET PREAMPS

LNG-(*)

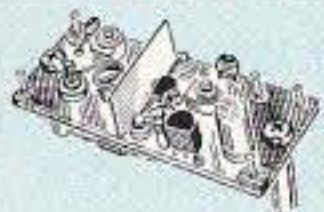
ONLY \$59
wired & tested



FEATURES:

- Very low noise: 0.7dB vhf, 0.8dB uhf
- High gain: 13-20dB, depends on freq
- Wide dynamic range - resist overload
- Stable: low-feedback dual-gate FET

*Specify tuning range: 26-30, 46-56, 137-152, 152-172, 210-230, 400-470, 800-960 MHz.



LNW-(*) MINIATURE PREAMP

ONLY \$29 kit, \$44 wired & tested

- GaAs FET Preamp similar to LNG, except designed for low cost & small size. Only 5/8"W x 1-5/8"L x 3/4"H. Easily mounts in many radios.

*Specify tuning range: 25-35, 35-55, 55-90, 90-120, 120-150, 150-200, 200-270, 400-500 MHz.

LNS-(*) IN-LINE PREAMP



ONLY \$89 kit, \$119 wired & tested

- GaAs FET Preamp with features similar to LNG series, except automatically switches out of line during transmit. Use with base or mobile transceivers up to 25W. Tower mounting brackets incl.

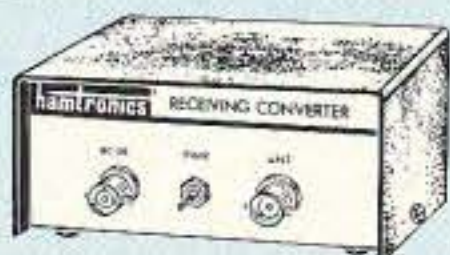
*Tuning range: 120-175, 200-240, or 400-500.

HELICAL RESONATOR PREAMPS

- GaAs FET preamps with 3 or 4 section helical resonators reduce intermod & cross-band interference in critical applications.

MODEL HRG-(*), \$80 vhf, \$110 uhf. *Specify tuning range: 142-150, 150-162, 162-174, 213-233, 420-470.

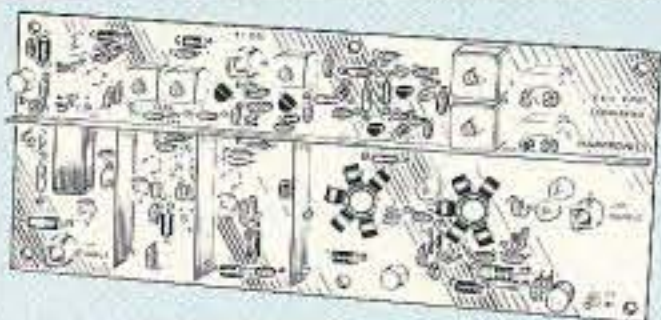
RECEIVING CONVERTERS



Low noise converters to receive vhf and uhf bands on a 10M receiver.

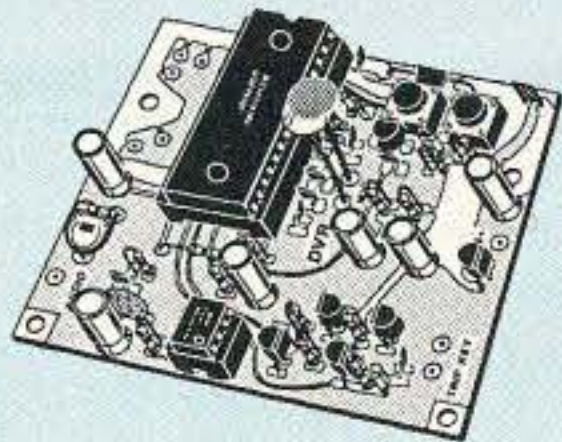
- Kit less case \$49, kit w/case & BNC jacks \$74, w&t in case \$99.
- Input ranges avail: 50-52, 136-138, 144-146, 145-147, 146-148, 220-222, 222-224 MHz, 432-434, 435-437, 435.5-437.5, and 439.25 (to chan 3).

TRANSMITTING CONVERTERS



XV2 for vhf and XV4 for uhf. Models to convert 10M ssb, cw, fm, etc. to 2M, 220, 222, 432, 435, and atv. 1W output. Kit only \$89. PA's up to 45W available.

ACCESSORIES



DVR-1 DIGITAL VOICE RECORDER Module.

Primarily a voice ID'er for repeaters. May also be used as a contest CQ caller or as a "radio notepad" to record up to 20 seconds of received transmissions for instant recall. As a repeater ID'er, it will record your voice, using either the built-in microphone or an external mic. It can be used with almost any repeater COR module. As a contest caller, you can record a message or even several messages and play them through your transmitter at the press of a switch. As a radio notepad, you can keep it wired to the audio output of a receiver ready to record up to 20 seconds of anything you might want to recall later. Play it back as many times as you like through a small external speaker. (Call for more information.)kit \$89, w&t \$139

TD-3 SUBAUDIBLE TONE DECODER/ENCODER. Adjustable for any tone. Designed especially for repeaters, with remote control activate/deactivate provisionskit \$29, wired & tested \$69

COR-3 REPEATER CONTROLLER. Features adjustable tail and time-out timers, solid-state relay, courtesy beep, and local speaker amplifierkit \$49

CWID. Diode programmed any time in the field, adjustable tone, speed, and timer, to go with COR-3kit \$59

COR-4. Complete COR and CWID all on one board for easy construction. CMOS logic for low power consumption. Many new features. EPROM programmed; specify callkit \$99, w&t \$159

TD-2 TOUCH-TONE DECODER/CONTROLLER. Full 16 digits, with toll-call restrictor, programmable. Can turn 5 functions on/off. Great for selective calling, too!kit \$89, wired & tested \$149

TD-4 SELECTIVE CALLING Module. Economy touch-tone decoder with 1 latching output. Primarily designed to mute speaker until someone calls you by sending 4-digit tt signal but may also be used to turn on autopatch or other devicekit \$49, w&t \$89

AP-3 AUTOPATCH. Use with above for repeater autopatch. Reverse patch and phone line remote control are std.kit \$89, wired & tested \$149

AP-2 SIMPLEX AUTOPATCH Timing Board. Use with above for simplex operation using a transceiverkit \$39



MO-202 FSK DATA MODULATOR. Run up to 1200 baud digital signals through any fm transmitter with full handshakes. Radio link computers, telemetry gear, etc.kit \$49, w&t \$79

DE-202 FSK DEMODULATOR. For receive end of link.kit \$49, w&t \$79

9600 BAUD DIGITAL RF LINKS. Low-cost packet networking system, consisting of MO-96 Modem and special versions of our 144, 220 or 450 MHz FM Transmitters and Receivers. Interface directly with most TNC's. Fast, diode-switched PA's output 15 or 50W.




Real-Speech Voice ID Option Available With
DVR-1 Digital Voice Recorder Shown At Left!

REP-200 REPEATER

A microprocessor-controlled repeater with autopatch and many versatile dtmf control features at less than you might pay for a bare-bones repeater or controller alone!

We don't skimp on rf modules, either! Check the features on R144 Receiver below, for instance: GaAs FET front-end, helical resonators, sharp crystal filters, hysteresis squelch.

Kit \$1095; w&t only \$1295!
Voice ID Option \$189.



Other models available:

REP-200V Economy Repeater. As above, except uses COR-4 Controller without DTMF control or autopatch. Kit only \$795.

REP-200N Repeater with no controller. For use with external controller, such as those made by ACC. Kit only \$695, w&t \$995.

- Available for the 50-54, 143-174, 213-233, 420-475, 902-928 MHz bands.
- FCC type accepted for commercial service (hi-band and uhf).
- Rugged exciter and PA, designed for continuous duty.
- Power out 20W 50-54MHz; 15W (25W option avail.) 143-174MHz; 15W 213-233 MHz; 10W uhf; 10W 902-928MHz.
- Available add-on PA's up to 100W.
- Six courtesy beep types, including two pleasant multi-tone bursts.
- Open or closed access autopatch, toll-call restrict, auto-disconnect.
- Reverse Autopatch, two types: auto-answer or ring tone on the air.
- Pulse (rotary) dial option available.
- DTMF CONTROL: over 45 functions can be controlled by dtmf command. 4-digit control code for each function.

- Owner can inhibit autopatch or repeater, enable either open or closed access for repeater or autopatch, and enable toll calls, reverse patch, kerchunk filter, site alarm, aux rcvr, and other options.
- Cw speed and tone, beep delay, tail timer, and courtesy beep type can be changed at any time by owner password protected dtmf commands.
- Auxiliary receiver input for control or cross linking repeaters.
- Many built-in diagnostic and testing functions using microprocessor.
- Color coded LED's indicate status of all major functions.
- Welded rf-tight partitions for exciter, pa, receiver, and controller.
- 3 1/2 inch aluminum rack panel, finished in eggshell white and black.

XMTRS & RCVRs FOR REPEATERS, AUDIO & DIGITAL LINKS, TELEMETRY, ETC.



Also available in rf-tight enclosures, and with data modems.

FM EXCITERS: 2W continuous duty. TCXO & xtal oven options. FCC type accepted for com' high band & uhf.

- TA51: 50-54, 143-174, 213-233 MHz ...kit \$109, w&t \$189.
- TA451: 420-475 MHz ...kit \$109, w&t \$189.
- TA901: 902-928 MHz, (0.5W out); w&t \$219.
- VHF & UHF AMPLIFIERS.
- For fm, ssb, atv. Output levels from 10W to 100W. Several models starting at \$99.

FM RECEIVERS:

- R144/R220 FM RECEIVERS for 143-174 or 213-233 MHz. GaAs FET front end, 0.15uV sensitivity! Both crystal & ceramic if filters plus helical resonator front end for exceptional selectivity: >100dB at ±12kHz (best available anywhere!) Flutter-proof hysteresis squelch; afc tracks drift. ...kit \$149, w&t \$219.
- R451 FM RCVR, for 420-475 MHz. Similar to above. ...kit \$149, w&t \$219.
- R901 FM RCVR, for 902-928MHz. Triple-conversion, GaAs FET front end. ...\$169, w&t \$249.
- R76 ECONOMY FM RCVR for 28-30, 50-54, 73-76, 143-174, 213-233 MHz, w/o helical res or afc. ...Kits \$129, w&t \$219.
- R137 WEATHER SATELLITE RCVR for 137 MHz. Kit \$129, w&t \$219.



- Buy at low, factory-direct net prices and save!
- For complete info, call or write for free catalog. Send \$2 for overseas air mail.
- Order by mail, fax, or phone (9-12 AM, 1-5 PM eastern time.)
- Min. \$5 S&H charge for first pound plus add'l weight & insurance.
- Use VISA, Mastercard, check, or UPS C.O.D.

OUR 30TH YEAR!

hamtronics, inc.

65-D MOUL RD. — HILTON NY 14468-9535
Phone 716-392-9430 — FAX 716-392-9420

Nervous Habit

The Associated Press reports the mystery of an electrician's lead poisoning was solved when the man revealed he enjoyed chewing bits of plastic coating he stripped off wires. A routine blood test indicated 48-year-old Elmer Galbraith, who lives near Johnstown, Ohio, suffered 10 times the normal lead level for humans.

Galbraith knew something was wrong when he sensed a tingling in his fingers and began suffering from memory loss and diminished math skills. The unusual case was documented in a government report which issued a warning about the hazards of chewing plastics which may contain lead. *TNX A.P./Scott Schram KN4L.*

Windy City Scanners Safe

Members of the Chicago Area Radio Monitoring Association are breathing a collective sigh of relief after waging a successful battle against the Chicago Scanner Bill. Jon Peterson N9OUM contacted this publication back in July when he found out members of the Chicago Board of Aldermen had proposed passing an ordinance which would have made owning a scanner a crime.

The names and addresses of these aldermen and details of their proposal spread like wildfire to computer bulletin boards across the country—including the 73 BBS. Jon reports that the response was impressive enough to cause the Chi-town leadership to do an about-face on the issue. The revised ordinance proposal punishes only those individuals who use scanners to commit crimes or interfere with police. A pat on the back for those who wrote letters. *TNX N9OUM/The Chicago Area Radio Monitoring Association.*

Mega-Telescope

The largest single integrated astronomical instrument in the world formally entered service on August 20, when the Very Long Baseline Array (VLBA) was dedicated at ceremonies in New Mexico. The continent-wide radio telescope system is the culmination of a half-century of development in radio astronomy.

The VLBA offers scientists the most detailed views of celestial objects available from any telescope on earth or in space. With 10 receiving stations distributed across 5,000 miles of US territory, its radio vision is sharp enough to read a newspaper in New York from the distance of Los Angeles.

To make images of astronomical objects, the VLBA uses ultra-sensitive radio receivers, superfast tape recorders, atomic clocks accurate to within one second in a million years,

and a high-performance computer that can perform 750 billion computations per second. The project is funded by the National Science Foundation. *TNX National Radio Astronomy Observatory.*

Quick Charger Extends Battery Life

A small Austrian company—*Enstore R&D GmbH in Graz*—has come along with a quick charging technology which not only does not harm batteries, but may actually extend their usable lifespan. A new chip is used to monitor the state of the battery's charge during the recharging process. Doing so allows the charger to feed the battery as much current as it can handle without causing heating or gassing.

The Enstore electrode-specific charging system (ECS) is touted as the solution for the dreaded memory effect suffered by NiCd batteries. Enstore claims the ECS can extend the useful life of a NiCd battery to 5,000 charge-discharge cycles from a typical average of 500 cycles. Application for the new technology is likely to spread from small hand-held electronic devices to electric cars. *TNX The Institute of Electrical and Electronics Engineers: The Institute Vol. 17, July/August, 1993.*

WACO Hams

At least two licensed amateur radio operators are now believed to be among those killed in the Branch Davidian Compound fire near Waco, Texas, on April 19. The FBI has identified Jeffrey C. Little and Douglas W. Martin as being among the followers of cult leader David Koresh who perished after the compound was set ablaze.

Koresh is believed to have set fire to the compound rather than surrender to the FBI after a prolonged armed standoff. Little AB5KZ and Martin AB5LA had both upgraded to Amateur Extra Class on February 23rd of this year. *TNX Westlink Report, June 25, 1993.*

Ticket Time

The FCC's enforcement division has been busy lately. Three Los Angeles area amateur radio equipment dealers have received Notices of Apparent Liability (NALs) in the amount of \$7,000 each for marketing the Kenwood TS-50S HF Transceiver which could be ". . . operated on frequencies not authorized for amateur radio use." The complaint apparently stems from a brochure which originally mentioned the rig's ability to operate above and below the ham bands.

This brochure has since been reprinted showing only the rig's ham band capabilities.

Four out-of-band CB operators are being fined from \$2,000 to \$3,500 each for their infractions. A fat \$10,000 fine has been levied against Lonnie N. Gwinn of Federal Heights, CO, for selling external CB RF power amplifiers at a truck stop.

Margaret G. Taylor of Windermere, FL, was told she owed the government \$2,000 for her unlicensed amateur radio operation.

Four computer companies were ordered to cough up from \$7,000 to \$10,000 each for marketing personal computers which did not have the proper FCC equipment approvals.

The Southern Railway Company was fined \$7,000 for refusing to allow an FCC inspection of their radio base station. *TNX W5YI Report, Issue #14, July 15, 1993.*

CQ Taxi!

The New York City Taxi and Limousine Commission has decided to ban the use of ham radio as a means of communications for Big Apple cabbies. The measure prohibits the permanent installation of amateur transceivers or accessories in NYC Medallion taxicabs.

The ruling was an apparent response to a bid by a trio of New York City drivers to equip every cab in Metropolis with ham radio. Local repeater groups joined the influential trade publication *Driver* in opposition to the proposal.

Drivers may still carry low power hand-helds for personal communications during off duty times outside the cabs, but they must be turned off and kept out of sight while the taxi is in service. *TNX Westlink Report, No. 652, June 25, 1993.*

Israeli Hamsat Launch

The Israel Polytechnical Institute will launch its first satellite known as the *Gerwin-1* (formerly *Techsat-1*) from the Baikonur spaceport in Kazakhstan aboard a Russian rocket. Professor Guiora Shaviv, Director of the Space Research Department, said the satellite will weigh about 60 kg and will carry a packet BBS for ham radio operations.

The satellite from "Technicon," as the institute is known throughout the world, was a project which began three years ago and will be placed in orbit as a secondary payload along with a Russian satellite and a German satellite. *TNX Westlink Report No. 652, June 25, 1993.*

TNX . . .

. . . to all our contributors!

Get a Grip on Antenna Performance!



Better antenna performance is **finally** within reach! Now, with the SWR-121 Antenna Analyzer, you can see how your antenna is performing. Graphic display shows what's happening with your antenna's SWR over any frequency from 1 MHz to 32 MHz. Use the SWR-121 HF Antenna Analyst anywhere—up the tower, at a Field Day site, helping out a friend! Got a piece of co-ax

that you would like to test? Use the SWR-121 to measure the return/loss...no more guessing!

Optional software lets you view, save, and print SWR plots on your IBM compatible PC.

For more information on the SWR-121, call AEA's Literature Request Line at (800)432-8873 or contact your favorite ham radio equipment dealer.



Connect with us

Computer Control for Beam Antennas, Part 2

Completing the project.

by Ron Cole K4OND

In Part 1 we reviewed how antenna rotators work, how to build a simple manual rotator control, and how to get a position readout in electrical form. We can now proceed to the ultimate—complete computerized control of azimuth and/or elevation. With a little hardware and software, you can implement a system which can automatically track a moving “target” (i.e., a satellite), automatically turn to the correct azimuth for a DX location or a selected repeater, or simply have fun using a

joystick to control something as big as an antenna. The discussion below assumes you are using an IBM PC or clone computer. If you have some other type of computer, you will still get some useful ideas, but you will have to design your own hardware interface and software.

First, let’s look at how your computer can control one or more rotators, how it “knows” where your antennas are pointing, and finally, how to put the system all together.

Computer Interface

Somehow, we first have to get usable signals out of the computer. Although you could build your own interface unit (if you know enough about the internal workings of a PC), a quicker and easier way would be to buy a kit made for this purpose. JDR Microdevices (2233 Samaritan Dr., San Jose CA 95124) sells several such kits, or you can buy a completely wired and tested board from them. The JDR PCL-720 (\$169.95) is a

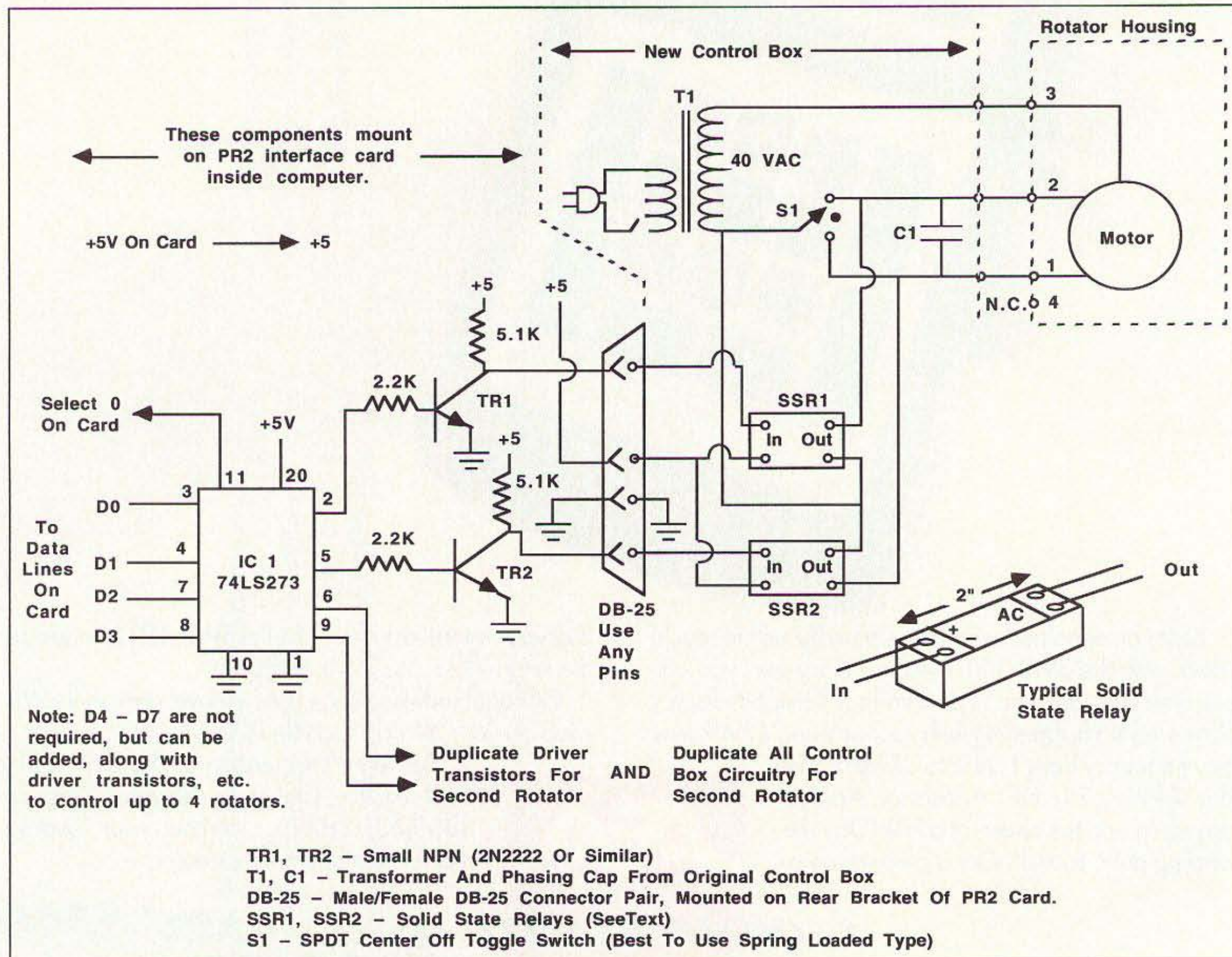


Figure 1. Computer control of rotators.

New MFJ CW Transceivers

... throw this *tiny* CW rig in a corner of your briefcase and enjoy DXing and ragchewing wherever you go ... you get a high performance superhet receiver, crystal filter, RIT, AGC, vernier tuning, sidetone, speaker, up to 5 watts output, semi/full-break-in ...

MFJ-9040, MFJ-9030, MFJ-9020,
MFJ-9017, MFJ-9015

\$179⁹⁵ each

- **NEW! 5 Bands . . . Models for 40, 30, 20, 17, 15 Meters**
- **Write for Free manual**

Throw a tiny *MFJ CW Transceiver* in a corner of your briefcase and enjoy DXing and ragchewing wherever you go.

You'll turn lonely nights into exciting adventures as you contact fellow amateurs around the world.

With 5 watts you'll have plenty of power to work the world even with a makeshift antenna.

At home with a good dipole, vertical or beam, you'll be able to work almost anyone you hear — can you imagine earning DXCC with 5 watts?

Big gun DX'ers: Try a new DX challenge for the price of a simple station accessory.

It's good enough to be your only rig — you get a high performance superhet receiver, razor sharp 8-pole crystal filter, RIT, AGC, vernier tuning, sinewave sidetone, built-in speaker, headphone jack, adjustable semi and full QSK break-in, up to 5 watts output plus much more.

Tiny 6x6½x2½ inches. Weighs 1-¾ lb. Uses 12-15 VDC. Optional matching antenna tuner, power pack, antenna, plug-in Curtis chip keyer and plug-in narrow audio filter.

Now 5 Bands . . .

MFJ-9040 covers 40 Meters: 7.000-7.150 MHz. **MFJ-9030** covers 30 Meters: 10.100-10.150 MHz. **MFJ-9020** covers 20 Meters: 14.000-14.075 MHz. **MFJ-9017** covers 17 Meters: 18.068-18.110 MHz. **MFJ-9015** covers 15 Meters: 21.000-21.200 MHz. \$179.95 each. **40 and 15 Meter Models include Novice and Technician Band.** Your perfect first radio.

High Performance Superhet Receiver

You get a high performance superhet receiver with a selective double tuned front end and double-balance mixer. It's sensitive enough to copy weak DX signals down to the noise floor yet resist overload when a strong local comes on.


What you hear is what you get — images and birdies are eliminated with this single conversion design and a high IF.

A ball bearing reduction drive and linear frequency readout gives you smooth precise tuning.

Half watt of audio gives you plenty of volume from headphones and built-in speaker.

Razor Sharp Selectivity

You'll slice through QRM and pull weak ones out of the mud with an 8-pole crystal filter that gives you razor sharp selectivity with steep sided skirts.



Instant Recovery AGC™

Weak DX signals are just as loud as strong local ones because a *graceful* Automatic Gain Control (AGC) keeps your audio level constant.

You get smooth break-in operation because MFJ's exclusive *Instant Recovery AGC™* gives you *instantaneous* transmit recovery.

True Receiver Incremental Tuning (RIT)

True Receiver Incremental Tuning (RIT) lets you dodge QRM and compensate for other's drift without moving your transmit frequency.

MFJ Integrated CW Station

Transceiver, tuner, power pack fastens together to form tiny 6x6½x8½ inch integrated CW station.

SAVE \$45
\$329⁸⁰

Save \$45! \$329⁸⁰ buys complete MFJ CW Station. Includes MFJ CW Transceiver, MFJ-971 tuner, MFJ-4114 power pack, portable antenna . . . order MFJ-9140B, 40M; MFJ-9130B, 30M; MFJ-9120B, 20M; MFJ-9117B, 17M; MFJ-9115B, 15M. \$374.80 each if purchased separately (keyer and filter not included.) MFJ-27, \$4.95, Handle for CW Station. Add \$3.00 s/h if ordered separately.



Enough Power to Work the World

With 5 watts you'll have plenty of power to work the world even with a makeshift antenna.

You can use any antenna with an SWR up to 3:1. These *MFJ CW Transceivers* are rugged enough to withstand momentary antenna opens or shorts without damage.

If you're really into QRP you can reduce your power down to milliwatts.

A pleasing *sinewave* sidetone lets you monitor your sending.

You also get adjustable semi and *full QSK* break-in plus adjustable automatic transmit offset.

You'll get hours of battery operation — draws only 50 ma. receive, 1 amp transmit.

Looks Great!

Each *MFJ CW Transceiver* is housed in an

attractive matte-black aluminum enclosure with a deluxe brushed-aluminum front panel and matched knob set. Machine screws and pressed-in PEM nuts are used — not sheet metal screws.

Has power-on LED, transmit LED and SO-239 coax connector for antenna.

Designed by Rick Littlefield, K1BQT

The *MFJ CW Transceivers* were designed by Rick Littlefield, K1BQT. He's known worldwide for his reliable high-performance transceiver designs and countless articles.

K1BQT has given careful attention to board layout, heatsinking, mechanical rigidity, voltage regulation and component selection to ensure stable operation and long-term reliability.

It meets or exceeds all FCC requirements.

Comes fully assembled, tested and guaranteed to work

Your factory built *MFJ CW Transceiver* is ready to work DX right out of the box. It's not a kit of parts you have to put together and hope you can get to work.

Free MFJ CW Transceiver Manual

Manual includes operating instructions, setting up your station, DX techniques, antenna suggestions, trouble shooting guide, theory of operation, alignment procedures, parts placement, schematic, parts list and more.

For a free manual write or call MFJ.

Plug-in Keyer and Narrow Filter (Optional)

MFJ-412 Curtis chip iambic keyer, \$39.95. MFJ-726 narrow audio filter, \$29.95. Has In/Out switch.

Each plugs into an *MFJ CW Transceiver*. Controls on rear panel. No soldering or modifications needed.

No Matter What™ Guarantee

You get MFJ's famous one year *No Matter What™* unconditional guarantee. That means we will repair or replace your *MFJ CW Transceiver* (at our option) *no matter what* for a full year.

Continuing Service

MFJ Customer Service Technicians will help you keep your *MFJ CW Transceiver* performing flawlessly — no matter how long you own it. Just call our toll-free help line 800-647-TECH(8324) — an *MFJ* exclusive.

Made in USA

MFJ CW Transceivers are made in the USA. Help our fellow Americans by keeping our money here — buy Made in USA.

Call Your Favorite Dealer Today

Enjoy DXing and ragchewing wherever you go. Call your favorite dealer today and get your *MFJ CW Transceivers*. Don't leave home without it!

MFJ Portable Operating Accessories

MFJ Portable Antenna Tuner



MFJ-971 Tunes coax, balanced lines, random wire 1.8-30 MHz. Cross-Needle SWR/Wattmeter has two switchable ranges: 30, 300 or user selectable 6 watt ranges. Tiny 6x6½x2½ inches matches *MFJ CW Transceivers*. Fastens to *MFJ CW Transceivers* and/or MFJ-4114 Power Pack to form single unit.

Prices and specifications subject to change © 1993 MFJ Enterprises, Inc.

MFJ Portable Power Pack



MFJ-4114 Matching portable Battery/AC Power Pack for *MFJ CW Transceivers* or other low power rig. Provides power from Ni-cad D cells, regular or alkaline D cells or 110 VAC. Has charging circuit for Ni-cads D cells. 6x6½x3½ inches. Fastens to *MFJ CW Transceivers* and/or MFJ-971. Batteries not included.

CIRCLE 86 ON READER SERVICE CARD

MFJ Portable Antennas

\$34⁹⁵ Efficient low SWR folded each dipole. Lightweight, easy to carry, easy to put up. Perfect for *MFJ CW Transceivers*. Order MFJ-1774, 40-Meters; MFJ-1773, 30-Meters; MFJ-1772, 20-Meters; MFJ-1771, 17-Meters; MFJ-1770, 15-Meters.

Nearest Dealer/Orders: 800-647-1800

Technical Help: 800-647-TECH(8324)

• 1 year unconditional guarantee • 30 day money back guarantee (less s/h) on orders from MFJ • Free catalog

MFJ MFJ ENTERPRISES, INC.
Box 494, Miss. State, MS 39762
(601)323-5869; 8-4:30 CST, Mon.-Fri.
FAX: (601) 323-6551; Add \$6 s/h.

MFJ . . . making quality affordable

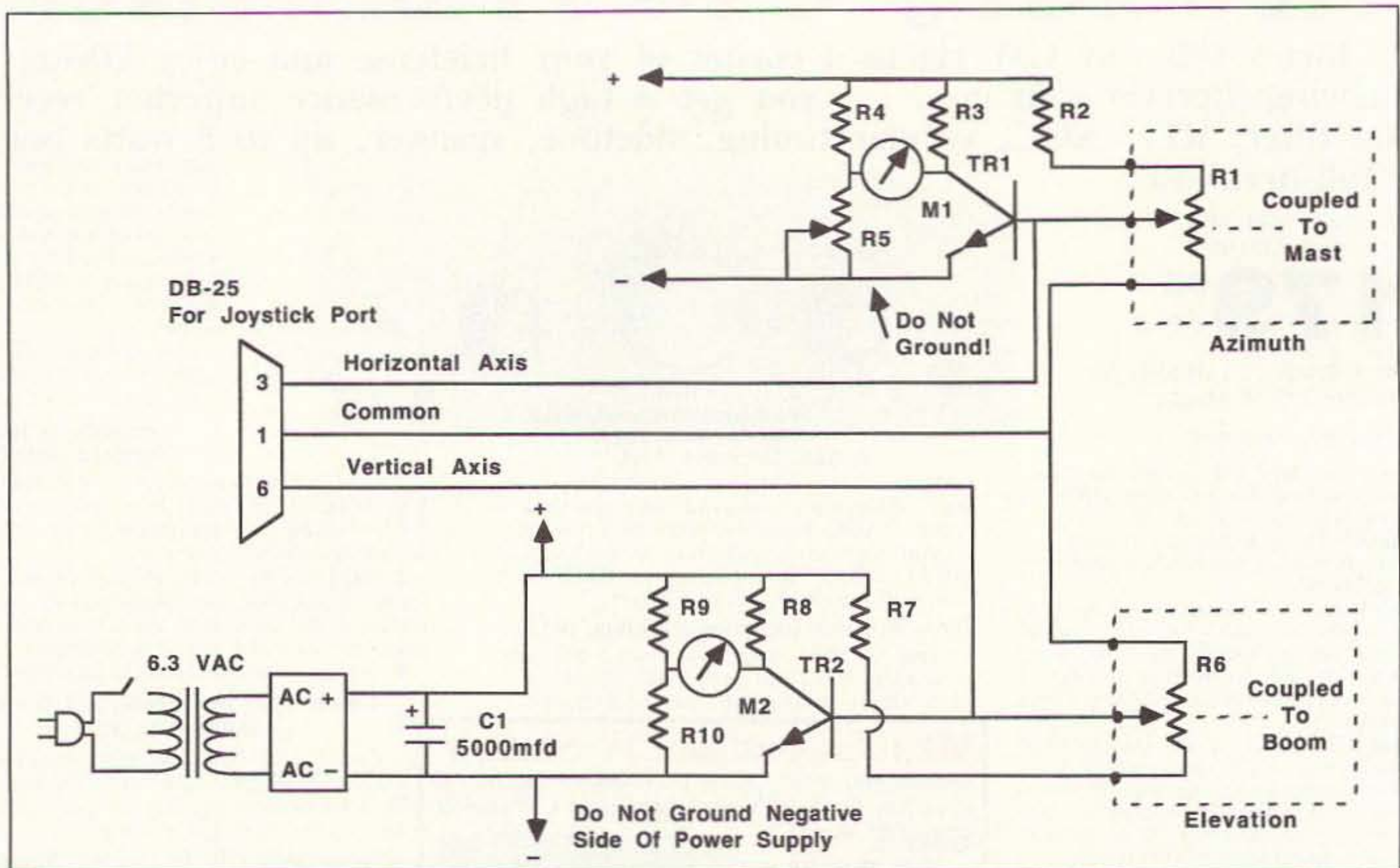


Figure 2. Using joystick port.

fully-assembled I/O card which has more than enough input and output channels for several other projects besides a rotator control. That card also includes three timer/counter channels which you may find useful, and some software drivers written in BASIC. I bought the JDR-PR2 "prototyping" kit (\$29.95), and the PR2-PK parts kit

(\$8.95) instead, and added the additional circuits and parts. Assembling my board took only about an hour, and it worked immediately upon installing it into a spare expansion slot on the motherboard. The instructions with the kit are quite clear, and JDR includes several suggestions for other projects using the board.

What the PR2 kit gives you is "decoding" of a block of input and output addresses; that is, it gives you the ability to send data to, or get data from, external devices by appropriate software commands. The PR2 kit actually gives you the ability to address up to 32 separate data ports, many more than we will need in our controller. It also has plenty of

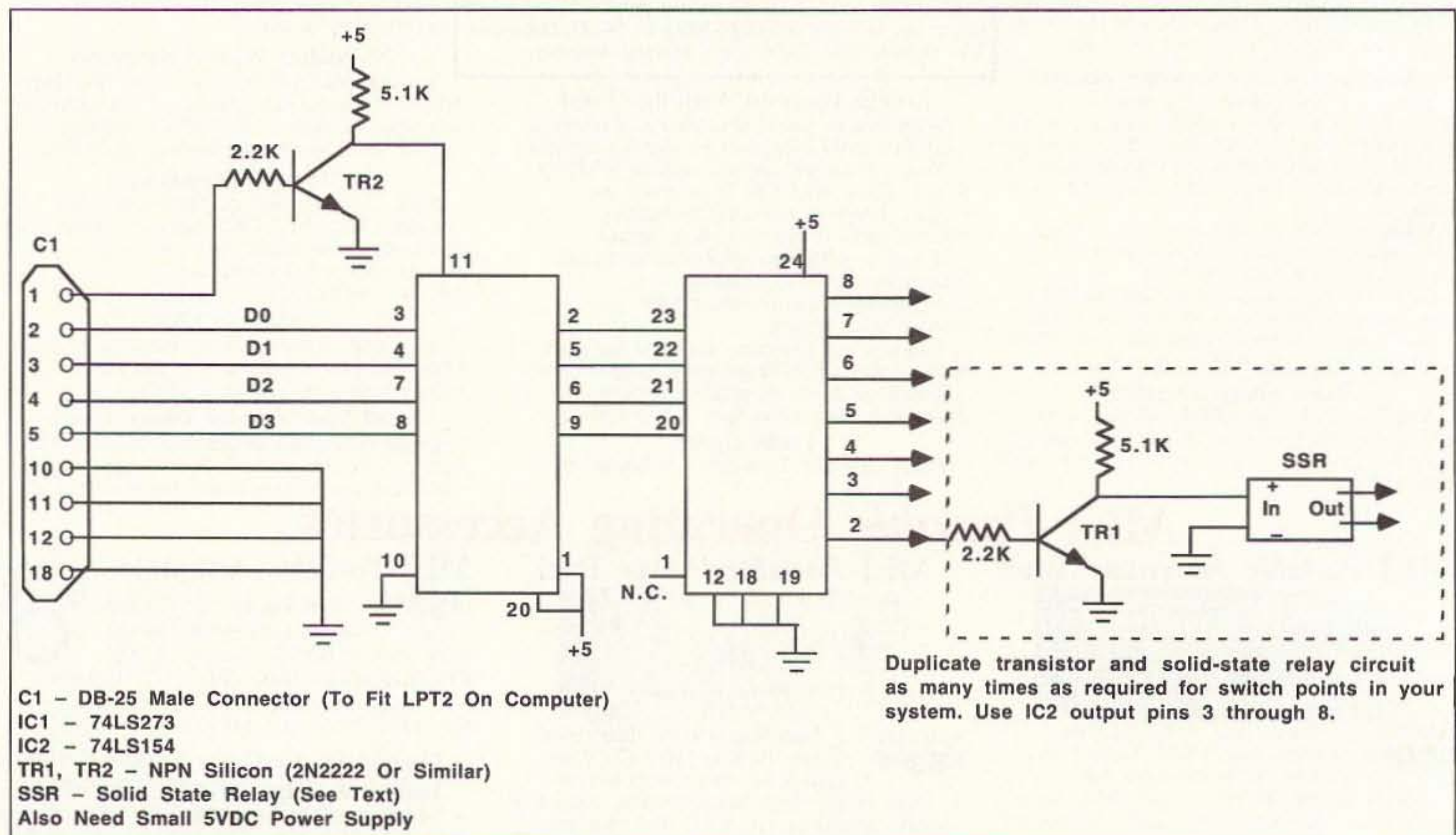


Figure 3. Quick and dirty interface.



JRL-2000F

Fully Automatic MOSFET
HF LINEAR AMPLIFIER

- 1 kW NO-TUNE POWER AMPLIFIER
- 48 MOSFETS SINGLE ENDED PUSH-PULL (SEPP) DESIGN
- BUILT-IN AUTOMATIC ANTENNA TUNER
- HIGH-EFFICIENCY SWITCHING POWER SUPPLY



The JRL-2000F is the world's first MOSFET HF linear amplifier, designed using the same high technology found in JRC's professional high-power radio transmitters. Featuring a heavy-duty power amp that incorporates 48 RF power MOSFETs to ensure low distortion and clean output up to 1,000 watts (100% duty cycle, 24 hour) SSB/CW, plus a

high-speed automatic antenna tuner with memory capacity of 1820 channels for instant QSY. Plus a high efficiency switching power supply (80V-264V) with power factor correction to suppress AC line currents, an automatic antenna selector for up to four antennas and a wireless remote control unit.



Japan Radio Co., Ltd.

430 Park Ave, 2nd Floor New York, NY 10022
Phone : (212)355-1180 Fax : (212)319-5227
Telex : 961114 JAPAN RADIO NYK
CIRCLE 159 ON READER SERVICE CARD

room for the handful of ICs and transistors we will need.

A DIP switch which comes with the kit allows you to select the range of addresses for the ports. With switch 1 off (up) and the other three switches on, the address range will be from 768 to 799. As supplied, and without any further decoding, the PR2 actually decodes "blocks" of four addresses each; to make full use of all 32 addresses, you will have to add more decoders. However, for our purposes, we only need one port address. Let's decide to use address 768 for that port.

If you are familiar with the BASIC computer language, you probably recognize the software command "OUT x,n" which sends a number, n, (which must be between 0 and 255), to whatever device is connected to the data port at address "x." We need to have something at the data port to capture and store the data word, then operate a relay which will control the rotator. The "something" we need is an 8-bit data latch, the 74LS273 shown as IC1 in Figure 1. When the computer executes the "OUT 768,n" command, the 8 bits of data (whatever we send for "n") will come out on the data bus while a single "write strobe" pulse appears on the output line which has been decoded for address 768 (that is, the "Select 0" line in the case of the PR2 interface board). The write strobe latches the data into IC1.

For a little extra protection of the computer against accidents (since we are about to connect to the "harsh" external world), the output pins of IC1 are routed first to a set of driver transistors. In turn, the driver transistor outputs are routed to a DB-25 connector, which mounts on a bracket supplied with the PR2 kit. From the connector, a cable connects to our new control box, which contains the "solid-state relays," SSR1 and SSR2. (A "solid-state relay" is an integrated package specially designed for interfacing logic-level signals to high power levels in the real world. They require only about 3 volts on the input to operate, and at current levels easily provided by small transistors. They are much too large to fit on the interface board inside the computer, but we don't want them inside anyway, since they are going to be switching some voltages and currents, which could mean instant death to any other computer chips. (Note that if you want to test these relays, you must have a large AC voltage on the output side or they will not seem to work; you cannot test them with just an ohmmeter.)

We next wire the outputs of the solid-state relays in parallel with the manual switch (S1) described in Part 1 of this article. SSR1 applies our 40 VAC motor power to one side of the phasing capacitor to produce rotation in one direction, while SSR2 can apply power to the other side to rotate in the other di-

rection. When neither relay is on, no power is applied, and the rotator stops. If you wire the circuit exactly as shown in Figure 1, you can control the rotator with just three BASIC commands: OUT 768,1 causes rotation in one direction, OUT 768,2 rotates the other way, and OUT 768,0 stops all rotation. If you want to control a second rotator (i.e., for both azimuth and elevation) you will have to add two more driver transistors connected to IC1, two more wires down to the control box, and duplicate the transformer, phasing capacitor, solid-state relays, etc., in the control box. When wired to the data latch as shown, BASIC commands for the second rotator would be "OUT 768,4" for one direction, and "OUT 768,8" for the other direction, and, again, "OUT 768,0" to stop. (Unless you understand binary arithmetic, be a little careful of sending any other commands to port 768, since some data words will try to make a rotator turn in both directions at once! If you do understand the binary values involved, you can figure out how to control both rotators at once, but remember that the stop command (OUT 768,0) will stop both rotators, even if one of them needs to keep going longer.

Now that we have one or two rotators under computer control, let's see how the computer can determine where the antennas are pointing. Although the more elegant method would be to use a separate "analog-to-digi-

"The R8 is like a breath of fresh air, with its ground-up engineering and up-to-date digital control from the front panel... a quality HF receiver of American manufacture that should successfully compete on the world market."

Bill Clarke
73 Amateur Radio Today

"Overall, the Drake R8 is simply the best radio we have ever tested for quality listening to programs... There's nothing else quite like it."

Lawrence Magne
Monitoring Times

"The best of the best for high-quality listening to news, music and entertainment from afar. Superb for reception of faint, tough signals."

Editor's Choice
Passport to World Band Radio
Tabletop Receivers for 1992



WHAT IN THE WORLD ARE YOU LISTENING TO?

The world is an ever-changing place, but there is one thing you can rely on to remain the same...the Drake reputation for American-crafted, quality communications products and unsurpassed customer service. Now, the Drake R8 Worldband Communications Receiver has been heralded by the experts as "the best of the best," delivering "unparalleled all-around listening performance" that is "right up there with the best for DXing."

So if you want to keep up with a changing world, and you're not listening to a Drake R8, we'd like to suggest you make a change. Call 1-800-723-4639 today for more information about the R8, to find the dealer nearest you, or to order an R8 direct from the factory with a free 15-day trial period. If you're not impressed by Drake's quality, performance and ease of operation, all in a receiver costing less than \$1,000.00, return the R8 Receiver within 15 days, and we'll refund your money in full, less our original shipping charge.

The world is a big place. If you want to hear it all, listen to a Drake R8. If you're missing it, what in the world are you listening to?



R.L. Drake Company
P.O. Box 3006
Miamisburg, OH 45343
U.S.A.

DRAKE
In touch with the world.

CIRCLE 147 ON READER SERVICE CARD

A Quick and Dirty Interface

There is a sneaky way to achieve computer control of rotators which eliminates the requirement for building or buying an interface card, and requires almost no external hardware, but it depends on your familiarity with BASIC programming and your willingness to do some experimenting. First of all, you need a second line printer (parallel) port in your computer; it should be set up as printer port "LPT2." If you don't already have one, you can get an interface card for about \$20. The parallel printer port can be made to act very much like the output ports we created with the interface board described earlier. However, instead of sending data to an output port ("OUT 768,n", etc.), we are going to "LPRINT" the data to LPT2. External to the computer, we have to build a data latching circuit using a 74LS273 just as before. Then we will use a 74LS154 4-line-to-16-line decoder IC to interpret the data and activate

one of 16 output lines to cause rotator action. (One and only one of the 74LS154 output lines will go to the low level for each value of "n" between 0 and 15.) The low level outputs are routed to driver transistors, then to solid-state relays as before. Figure 3 gives the basic concept.

The quick and dirty way to get position readout depends on software only. It turns out that you can get a fairly accurate estimate of the antenna position by simply starting from a known point, then computing how many times you have to go around a software loop to use up enough time to rotate to the new position. That is, for example, if the antenna is known to be on an azimuth of 35 degrees, and you want to turn to 77 degrees, you can develop an algorithm which tells you that it takes "x" seconds to rotate 42 degrees. Then you start the rotation, go around a software loop ("FOR I = 1 TO n: NEXT I")

to create a time delay which is "x" seconds long, then stop the rotation. You will have to do some experimenting to find out what kinds of "x" and "n" values you need; these are highly dependent on your computer's speed and how fast your rotator actually turns. Be sure to include code in your program to save the most recent heading(s) for the next use, because the computer doesn't have any idea where the antenna is really pointing! (Engineers call this an "open loop" control system because there is no feedback from the thing being controlled.) You also need to save the last heading(s) to a data file before you turn the system off, and reload the file the next time you turn it on. Remember, also, that with this "quickest and dirtiest" method, you will have to run your antenna control program every time you want to move the antenna or see where it is pointing.

tal" convertor circuit, the easiest way to get into the computer is to connect the potentiometers into a "joystick" (or "game") port. Joysticks are nothing more than a pair of potentiometers, anyway. My system uses a game interface card made by Gravis. This card expects to see a joystick which has potentiometers of about 100k ohms each. The connections for the joystick port are shown in Figure 2. (Since most joysticks built for use with PC clones are interchangeable, the pin connections should be the same for any game card, but you should check by testing a joystick known to work with your comput-

er.) Note that one side of the potentiometers is common, but that the common line is not grounded, and you need to make sure your potentiometers are not grounded somewhere.

Unfortunately, that's not quite all there is to it. Back in Part 1 we used the rotator potentiometer to drive a meter circuit to display position, and this required applying a small voltage to the potentiometer. If you're like me, you want to retain that meter readout capability (along with the direction control switch, S1) so that you don't always have to run the computer. However, with

that voltage applied to the potentiometer, we cannot now simply hook the potentiometer directly to the joystick port because the game card expects to see a pure resistance only, not a voltage or current.

Figure 2 shows a way to simultaneously drive a meter and a joystick port from the same potentiometer. One side and the wiper of the potentiometer control the base current in an NPN transistor, which is one leg of a bridge circuit. The meter provides the manual-visual display. The other end of the potentiometer and the wiper are used as the input to the joystick port. Note that the transistor

YAESU



FT-530
New 2M/440



FT-416
New 2 Meter
FT-816, 440 MHz

- FT-411E, 2 Meter
- FT-811E, 440MHz
- FT-911E, 1.2GHz
- FT-415, 2 Meter
- FT-815, 440MHz
- FT-26, 2 Meter
- FT-76, 440 MHz
- FT-23R, 2 Meter
- FT-33, 220 MHz
- FT-470, 2M/440MHz

FT-5200
2 Meter/440 Mobile



FT-2400
2 Meter Mobile

- FT-212RH, 2 Meter
- FT-712RH, 440MHz
- FT-7400H, 440 MHz
- FT-912RH, 1.2 GHz
- FT-6200, 440/1.2GHz



FT-1000
FT-767GX
FT-747



P.O. Box 6522
220 N. Fulton Avenue
Evansville, IN 47719-0522

Store Hours
MON-FRI: 8AM - 5PM
SAT: 9AM - 3PM
CENTRAL TIME

SEND A SELF ADDRESSED STAMPED
(2 STAMPS) ENVELOPE (SASE) FOR
NEW AND USED EQUIPMENT SHEETS.

WARRANTY SERVICE CENTER FOR:
ICOM, KENWOOD, YAESU

FOR SERVICE INFORMATION CALL
(812) 422-0252
MONDAY - FRIDAY

TERMS:

Prices Do Not Include Shipping.
Price and Availability Subject to
Change Without Notice
Most Orders Shipped The Same Day
COD's Welcome



ORDERS & PRICE CHECKS

800-729-4373

NATIONWIDE & CANADA

LOCAL INFORMATION

812-422-0231

FAX 812-422-4253

CIRCLE 131 ON READER SERVICE CARD

RF POWER AMPLIFIERS

NEW!
400 WATTS
AVG.
(144-148 MHz)

Pin Pout Ic Gain/NF (13.8 V)
Model (W) (W) (A) (dB) (dB) Type

50 MHz					
0503G	1-5	10-50	6	15/0.6	LPA
0508G	1	170	28	15/0.6	Standard
0508R	1	170	28	+	Repeater
0510G	10	170	25	15/0.6	Standard
0510R	10	170	25	+	Repeater
0550G	5-10	375	60	15/0.6	HPA
0550RH	5-10	375	60	+	Repeater HPA
0552G	25-40	375	55	15/0.6	HPA
0552RH	25-40	375	55	+	Repeater HPA

144 MHz					
1403G	1-5	10-50	6	15/0.6	LPA
1406G	25	100	12	15/0.6	Standard
1409G	2	150	25	15/0.6	Standard
1409R	2	150	24	+	Repeater
1410G	10	160	25	15/0.6	Standard
1410R	10	160	24	+	Repeater
1412G	25-45	160	20	15/0.6	Standard
1412R	25-45	160	19	+	Repeater
1450G	5	350	56	15/0.6	HPA
1450RH	5	350	56	+	Repeater HPA
1452G	25	350	50	15/0.6	HPA
1452RH	25	350	50	+	Repeater HPA
1454G	50-100	350	40	15/0.6	HPA
1454RH	50-100	350	40	+	Repeater HPA

220 MHz					
2203G	1-5	10-40	6	14/0.7	LPA
2210G	10	130	20	14/0.7	Standard
2210R	10	130	19	+	Repeater
2212G	30	130	16	14/0.7	Standard
2212R	30	130	15	+	Repeater
2250G	5	220	40	14/0.7	HPA
2250RH	5	250	40	+	Repeater HPA
2252G	25	220	36	14/0.7	HPA
2252RH	25	250	36	+	Repeater HPA
2254G	75	220	32	14/0.7	HPA
2254RH	75	250	32	+	Repeater HPA

440 MHz					
4403G	1-5	7-25	4	12/1.1	LPA
4410G	10	100	19	12/1.1	Standard
4410R	10	100	18	+	Repeater
4412G	20-30	100	19	12/1.1	Standard
4412R	20-30	100	18	+	Repeater
4448G	5	100	22	12/1.1	HPA
4448R	5	100	22	+	Repeater HPA
4450G	5-10	175	34	12/1.1	HPA
4450RE	5-10	175	34	+	Repeater HPA
4452G	25	175	29	12/1.1	HPA
4452RE	25	175	29	+	Repeater HPA
4454G	75	175	25	12/1.1	HPA
4454RE	75	175	25	+	Repeater HPA



MODEL 1410G
STANDARD



MODEL 1450G
HPA

All amplifiers (non-rptr) are linear, all-mode with fully automatic T/R switching and PTT capability. The receive preamps use GaAs FET devices rated at .5 dB NF with +18 dBm 3rd order IP. LPA, Standard and HPA amps are intermittent duty design suitable for base and mobile operation. Repeater amps are continuous duty, class C.

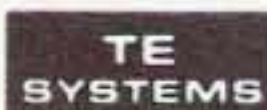
Amplifier capabilities: High-power, narrow or wideband; 100-200 MHz, 225-400 MHz, 1-2 GHz, Military (28V), Commercial, etc. - consult factory. A complete line of Rx preamps also available.

RX Preamplifiers

Band	Model	NF (dB)	Gain (dB)	Connector
50 MHz	0520B	.5	25	BNC
50 MHz	0520N	.5	25	N
144 MHz	1420B	.5	24	BNC
144 MHz	1420N	.5	24	N
220 MHz	2220B	.5	22	BNC
220 MHz	2220N	.5	22	N
440 MHz	4420B	.5	18	GNC
440 MHz	4420N	.5	18	N
1.2 GHz	1020B	.9	14	BNC
1.2 GHz	1020N	.9	14	N



Consult your local dealer or send directly for further product information. All Products Made in USA.



TE SYSTEMS TEL (310) 478-0591
P.O. Box 25845 FAX (310) 473-4038
Los Angeles, CA 90025

Joystick Antenna Control Program Segment

```

100 REM - ROTATE CW
110 WHILE STICK(0)**65
112 OUT 768,1
116 WEND
118 OUT 768,0: REM - STOP ROTATION
120 REM - ROTATE CCW
122 WHILE STICK(0)*35
124 OUT 768,2
126 WEND
128 OUT 768,0: REM - STOP
130 REM - ROTATE UP
132 WHILE STICK(1)**65
134 OUT 768,4
136 WEND
138 OUT 768,0: REM - STOP
140 REM - ROTATE DOWN
142 WHILE STICK(1)*35
144 OUT 768,8
146 WEND
148 OUT 768,0: REM - STOP
150 GOTO 100
    
```

and meter portion of the circuit use a "floating" power supply—the negative side of the supply must not be grounded or you can accidentally ground one side of your joystick, with possible damage to the game card. In this application, you need to use a rotator potentiometer (R1) of about 100k ohms since the game card expects such a value in the normal joystick application. Also, pick a linear-taper potentiometer for R1, again to emulate the joystick.

I have also used one other method to get both a meter display and a joystick port driver. That method involves putting an LED diode in the collector circuit of the transistor, and optically coupling the LED to a cadmium-sulfide photoresistor (Radio Shack 276-1657). The CdS photoresistor has a "dark" resistance of at least 100k ohms, and can go down to less than 100 ohms with just the light from an LED. The CdS photoresistor can then be connected directly to the joystick input lines. With this method, there is no electrical path between the meter circuit and the computer, only a safe optical coupling. I assembled the LED and photoresistor unit by inserting the devices into opposite ends of a 1/2" piece of heat shrink tubing. Even after shrinking, enough light leaked in that I had to cover the whole unit in black electrical tape. (Do not try using a "phototransistor" for this purpose; they just don't seem to work, but the CdS cells work fine.)

If you are going to use either of these methods, be prepared to do some amount of juggling of the values of components in the circuit. The hardest part of all is to find a set of components which will produce a linear scale on the meter (that is, without having half of the antenna movement squeezed into one-fourth of the meter scale, etc.). On the joystick side, true linearity is less important since we have to build a look-up table in the software to translate "joystick" values to azimuth and elevation angles anyway.

And Just for Fun . . .

If you have at least one joystick port still

available, and a joystick, it is really easy to control your antenna with it (and fun to steer something as big as an antenna with a joystick!) Let's assume that the horizontal pot on your joystick appears as "STICK(0)" in BASIC, and the vertical pot appears as "STICK(1)," and that the STICK values are 50 when the joystick is centered. Let's further assume that you used output port 768, with OUT 768,1 meaning rotate clockwise, OUT 768,2 meaning rotate counter-clockwise, OUT 768,4 meaning rotate up, and OUT 768,8 meaning down. Then the "joystick" part of your BASIC program could look something like that shown in the list at left. You need to add more code to break out of the infinite loop of the program, and to display the position as the antenna moves.

All Together Now

Software is the "glue" which sticks the system together. Now that you have the ability to start and stop rotator(s), control their direction, and get computer feedback on antenna position, you can do almost anything you want via software. If you can write programs in BASIC, the preceding discussions are probably as much as you need to put together a working program. If not, a sample package is available from the 73 BBS (603-924-9343) or address (ppn 70310,775) on CompuServe. For \$5, a blank (formatted) disk, and a suitable (padded) SASE, I will also send you a package which includes programs for building your own look-up tables, automated heading menus, graphical (compass) displays, "quick and dirty" timing algorithms, etc., with lots of textual explanations (address: HC 69 Box 1150, Moncks Corner SC 29461). Most programs will be in BASIC, but some have also been compiled to run under DOS. What I don't have (yet), is a program which tracks satellites from ephemeris data, then feeds the real-time position information to an antenna control program for complete autotrack. I would love to hear from anybody who knows of a good tracker, available in BASIC, which can be merged with a controller program. 73

Parts Availability Notes

JDR Microdevices, 2233 Samaritan Dr, San Jose CA 95124, sells cards for PC clone interfacing. The general-purpose "Prototyping" I/O used in this article is the "PR2" card (\$29.95). It is a "full-size" board, plugging into an empty "8-bit" slot on the motherboard. The PR2 has printed wiring for address decoding, saving a lot of time. Save more time by getting the PR2-PK parts kit. (\$8.95) Good instructions come with the kit, along with a complete schematic.

All Electronics Corp. (P.O. Box 567, Van Nuys CA 91408; 800-826-5432) usually carries solid-state relays. If not, try Digi-Key (701 Brooks Ave. South, P.O. Box 677, Thief River Falls MN 56701-0677; 800-344-4539) or Surplus Sales of Nebraska (1502 Jones St., Omaha NE 68102; 402-346-4750).

Radio Shack has almost everything else you will need, except maybe the 74LS273 ICs, but these are carried by most parts houses, including Digi-Key.

FEEDBACK

In our continuing effort to present the best in amateur radio features and columns, we recognize the need to go directly to the source—you, the reader. Articles and columns are assigned feedback numbers, which appear on each article/column and are also listed here. These numbers correspond to those on the feedback card opposite this page. On the card, please check the box which honestly represents your opinion of each article or column.

Do we really read the feedback cards? You bet! The results are tabulated each month, and the editors take a good, hard look at what you do and don't like. To show our appreciation, we draw one feedback card each month and award the lucky winner a free one-year subscription (or extension) to 73.


To save on postage, why not fill out the Product Report card and the Feedback card and put them in an envelope? Toss in a damning or praising letter to the editor while you're at it. You can also enter your QSL in our QSL of the Month contest. All for the low, low price of 29 cents!

- 1 Never Say Die
- 2 Letters
- 3 QRX
- 4 Computer Control for Beam Antennas, Part II
- 5 The W2EKY "Ick-Stick" Antenna
- 6 Compressing the W3EDP
- 7 Distributed Capacity Twisted Loop
- 8 Evolution of an Antenna
- 9 Add Remote-Base Capability to ANY Repeater
- 10 DSP: The Whole Truth
- 11 Recycled TV Beam to 2 Meters for \$2
- 12 A Discone Just For Fun
- 13 Review: DIGI-FIELD Field Strength Meter
- 14 Carr's Corner
- 15 Hamsats
- 16 Packet & Computers
- 17 RTTY Loop
- 18 Homing In
- 19 Hams with Class
- 20 QRP
- 21 ATV
- 22 Above and Beyond
- 23 Ask Kaboom
- 24 73 International
- 25 Dealer Directory
- 26 Special Events
- 27 Barter 'n' Buy
- 28 New Products
- 29 Random Output
- 30 Propagation

ARE YOU BUILDING A Packet Network?

The ANS NETRIX Diode Matrix Board makes packet networks easy to build.

- Create a network switching node.
- Just plug in up to 6 node TNCs.
- Uses *no cables!* Less expensive, more reliable and faster, too!
- Compatible with both TheNet and ROSE network software and TNCs.
- Uses gold-plated DB9 connectors.
- NEDA, NAPRA & RATS endorsed.



Complete NETRIX kit - \$24.95.
9 pin gender changer or 9-25 pin adapter - \$2.49

The ANS WireModem connects up to six TNCs together at high speed over wire.

- Connect multiple network node stacks together.
- TheNet - ROSE Gateway.
- Connect a server (BBS, DX, etc.) directly to the network.
- Attaches to Modem disconnect header (see photo).
- High Speed (19,200 baud +)



Complete WireModem kit - \$2.95 per TNC.

Add \$3. S/H, NJ add 6% tax. Satisfaction Guaranteed.

Amateur Networking Supply
PO Box 219, Montvale, NJ 07645

CIRCLE 76 ON READER SERVICE CARD

VOX CONTROLLER

Repeater / Remote Base / Cross Band Repeater

No internal connections required to your radios

BC-1 for 1 receiver and 1 transmitter..... \$34.95
the BC-1 requires only your microphone connector

BC-2 for 2 receivers and 2 transmitters..... \$64.95
Provides control for 2 separate repeaters, linked repeaters, repeater/remote base or 2 transceivers in crossband repeat

BC-2E expander board for the BC-2.....\$69.95
adds DTMF rmt control, CWID and Phone Patch

BTD-8 DTMF decoder w/8 latched outs.....\$49.95
*Momentary outputs for Star, Pound and Zero
Separate output for LiTZ (long tone zero)*

Products have **over** and **reversed** voltage protection

Cable set for BC-2 - 2 radios and power \$19.95

Cables also work as radio to TNC cable for packet
Download latest information, bulletins and new product announcements 24 hours a day from DataBase of Tennessee BBS 901-749-5256 or 901-749-5224

Box Products, Inc.


P.O. Box 57 - Lexington, TN 38351

Products and Services for Communication and Control

orders Info and Tech support
800-854-2426 901-968-5416

CIRCLE 137 ON READER SERVICE CARD

UAI-10 AND UAI-20 UNIVERSAL REPEATER/LINK AUDIO INTERFACE



Detailed application manual
Low power operation, 19ma @ 12v
CTCSS decoder on the UAI-20 only
Assembled, tested, one year warranty
Link monitor-mix/monitor mute control
Adjustable repeater/link/DTMF audio outputs
Selectable DTMF mute on repeater and link audio
Repeater, link, auxiliary and control audio inputs

UAI-10
\$44.00

UAI-20
\$89.00

CREATIVE CONTROL PRODUCTS

3185 Bunting Avenue
Grand Junction, CO 81504
(303) 434-9405



CIRCLE 146 ON READER SERVICE CARD

WEFAX

New Products for Weather Satellite Reception on 1691 MHz

1691 MHz Downconverter

Model 1691A, 1691 MHz in -137.5MHz I.F.,
Rev Noise figure = 1.2dB
Rev Gain = 25dB - PWR 12-14VDC @200MA
Assembled and tested.....*Special \$275*

1691 MHz Preamp

Model 1691 LNAWP, 1600-1700 MHz
Noise Figure = .8dB - gain = 25dB
Totally weatherproof housing. Type 'N' Connectors.
.....*Special \$120*

1691 Mhz Loop Yagi

Model 1844LY, 44 Elements, Gain 20+ dBi, length 9 foot,
type 'N' connector*Special \$99*

Write for **FREE** catalog.

DOWN EAST MICROWAVE

RR 1, Box 2310 Troy, ME 04987-9721 USA
Phone (207) 948-3741 Fax (207) 948-5157

MAKE CIRCUIT BOARDS THE NEW, EASY WAY



WITH TEC-200 FILM

JUST 3 EASY STEPS:

- Copy circuit pattern on TEC-200 film using any plain paper copier
- Iron film on to copper clad board
- Peel off film and etch

convenient 8 1/2 x 11 size

With Complete Instructions

SATISFACTION GUARANTEED

5 Sheets for \$3.95 10 Sheets only \$5.95

add \$1.50 postage NY Res. add sales tax

The MEADOWLAKE Corp.

Dept. RE P.O. Box 497

Northport, New York 11768

RF SWEEP GENERATOR KIT



Model
RSG-30

Use to check & tune low pass, high pass, bandpass & crystal filters

Output Sine Wave

Frequency 2-30 MHz

Amplitude 100mV RMS

Sweep Width 5KHz-30 MHz

Modes: Cw (continuous wave)

Video (full sweep)

Sym (symmetrical sweep)

Parts & Instruction Kit . . . \$ 59.95

[cab., knobs & hdwr. not incl.]

Write or call for free Brochure

BOYD ELECTRONICS 503-476-9583

1998 Southgate Way

Grants Pass, OR 97527

CIRCLE 273 ON READER SERVICE CARD

Most Revolutionary High-Frequency Amateur Radio Antennas in 20 years!

The FLYTECRAFT™ SFX Line of Monoband Vertical HF Antennas

- 5 unique models for 40, 30, 20, 15, 10 meters. Each only 9 ft. tall (10 meter is slightly shorter.)
- Precision internal wound helix gives full-size, incredible performance - world-wide DX or domestic.
- Praise from everywhere: ENGLAND - "Your vertical sounds great!" CZECH. - "I can't believe your antenna is only 3 meters high!"
- Instant set-up and tear down, or leave up permanently - unobtrusive; ideal for antenna-restricted areas. Separates down to 4 ft.
- Antennas boast low angle radiation.
- Easiest-To-Use antenna made! Uses 2 shortened radials with RADIALCOILS™ - stretch them out or coil them up. (10M uses 3.)



Pat. Pd.

Listen for them on the air!

Built with pride & sold worldwide ~ FLYTECRAFT™ USA

40 thru 15 meters ~ \$69.95 ea. 10 meters ~ \$59.95 ea.
Add \$6.50 s/h, contin. U.S. 10% Discount on 2 or more.

Satisfaction Guaranteed
VISA/MC PHONE ORDERS
800-456-1273
M-F 9A-5P (PT) 805-583-8173

Send Check/\$ Order to:
FLYTECRAFT™
P.O. Box 3141
Simi Valley
CA 93093

CIRCLE 118 ON READER SERVICE CARD

The W2EKY "Icky-Stick" Antenna

Hit the roof with an improved ground-plane vertical.

by Ronald B. Koester W2EKY

I lost virtually my whole shack in a fire, and purchasing a replacement rig left me little cash for an antenna or antenna tuner. My first inclination was to put up the proverbial dipole, which usually requires tree climbing (me chicken) or the tools used by Robin Hood. I opted for neither.

My favorite band is 15 meters. This band, combined with the slope of my new shack, made the situation right for a ground-plane antenna. But any connoisseur of antenna theory knows a vertical antenna is only as good as its counterpoise. The traditional ground plane with the usual four drooping radials has a performance only about equal to that of a vertical dipole.

Being an old fan of cubical quads and their broad bandwidth, I decided to use two quad loops in place of four radials to try to improve overall performance, laying the loops on each side of the roof. I used 14-gauge plastic-covered wire, but you can try using whatever happens to be in your junk box.

The wire loop corners can be secured with nails or hooks (see Figure 1). The Icky-Stick is fed with RG 58/U or RG8/U. Using 21.3 MHz as the design center, the height calculates to be:

$$H_{\text{feet}} = \frac{246}{\text{Freq. MHz}} = 11 \text{ feet } 6 \text{ inches.}$$

Each loop length is calculated by:

$$L_{\text{feet}} = \frac{1005}{\text{Freq. MHz}}$$

= approximately 47 feet.

Construction

The antenna is constructed of two pieces of 3/4-inch (i.d.) aluminum electrical conduit, a 2-foot piece of 1-inch (i.d.) PVC plastic pipe, a 3-foot tripod and #14 wire.

The first section of conduit is cut to a length of 5 feet and is joined with the upper section with a pipe union (usually supplied with conduit). This allows the upper section to be easily removed and pruned (great fun in a high wind) for the lowest SWR. The lower section is drilled to accept 2-10/24 brass machine screws and nuts 1 inch in length (see Figure 2). Secure the loops with soldering lugs and wing nuts.

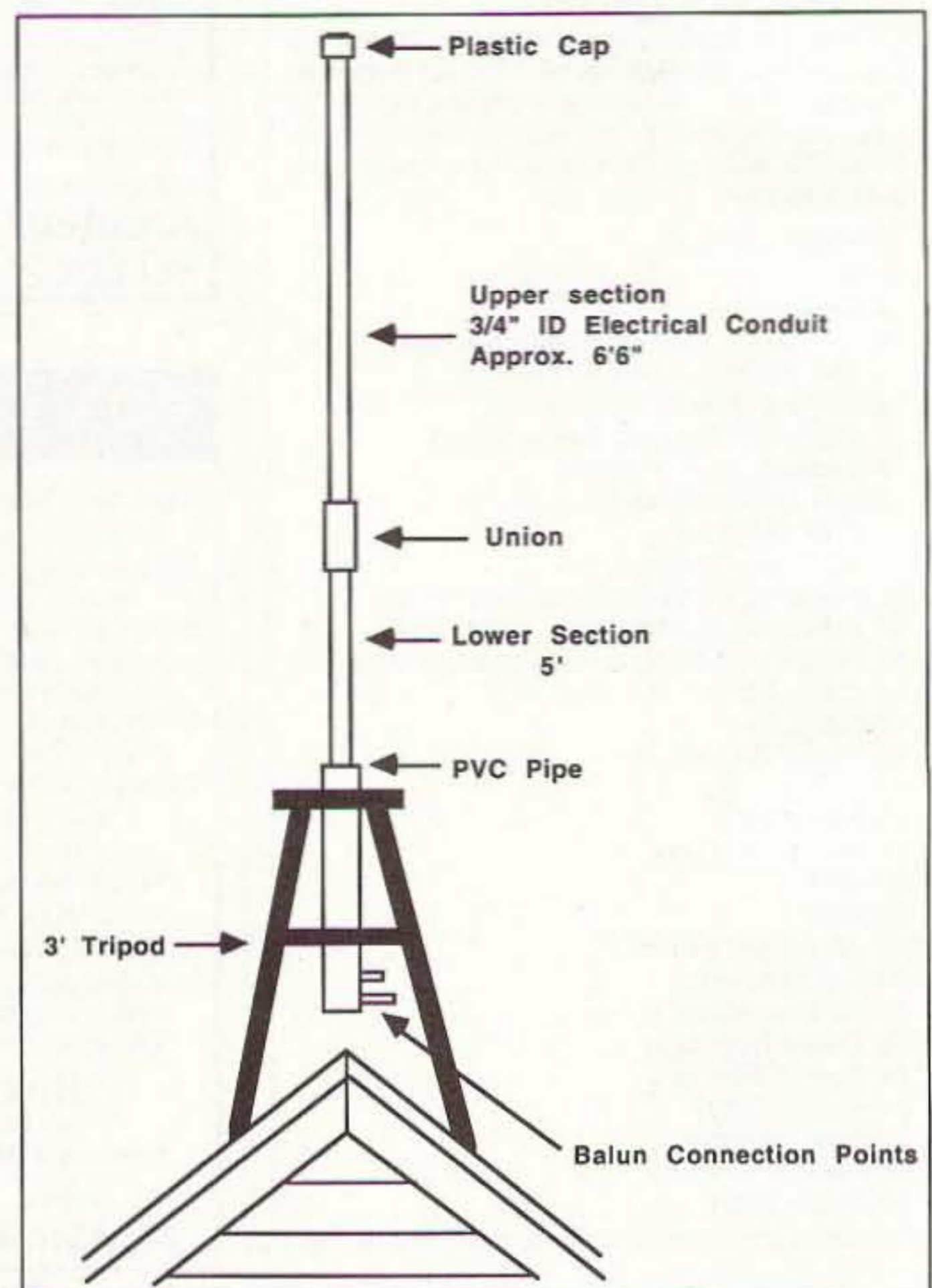


Figure 3. The W2EKY (Icky-Stick) Antenna.

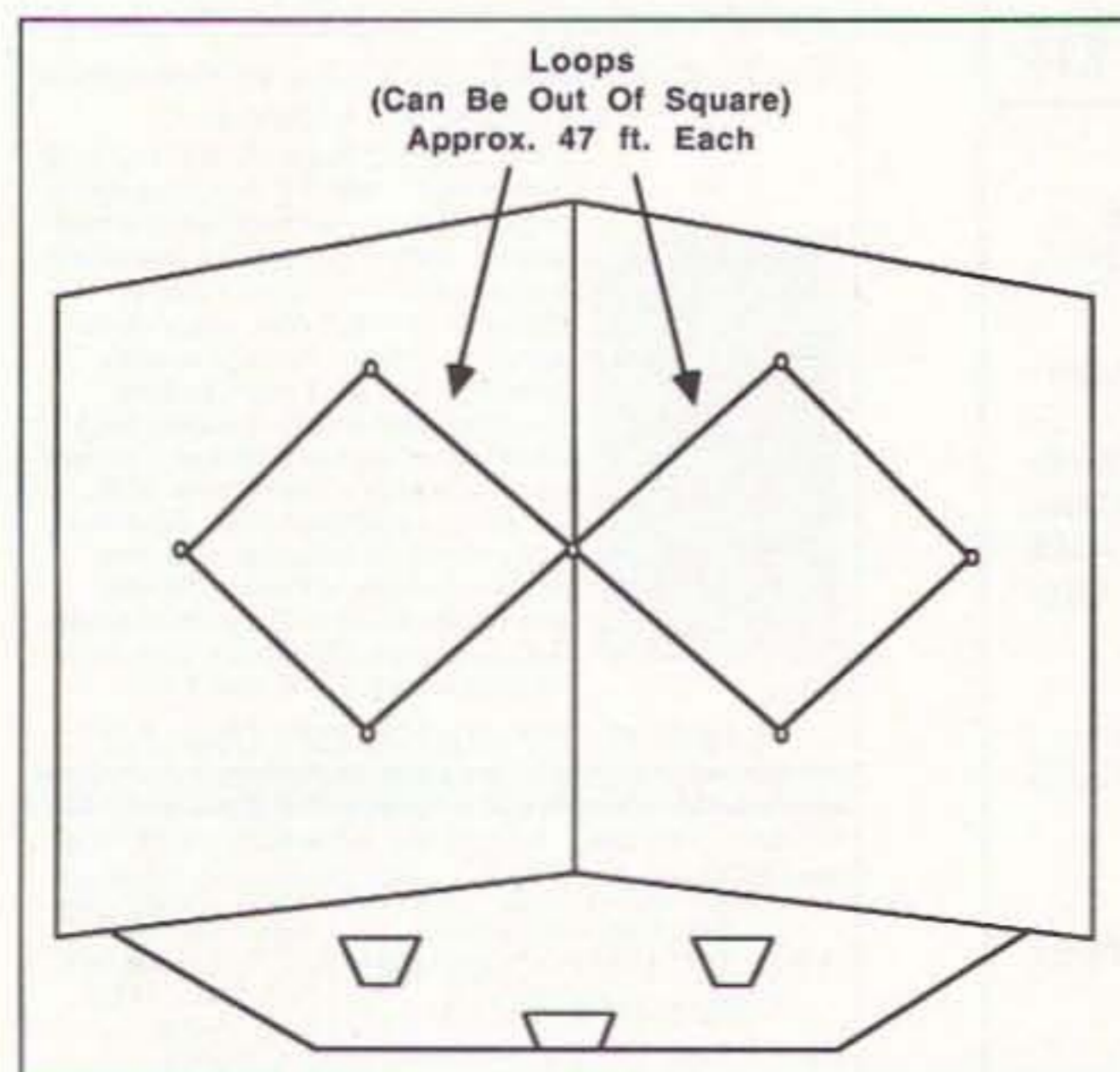


Figure 1. Ground plane detail.

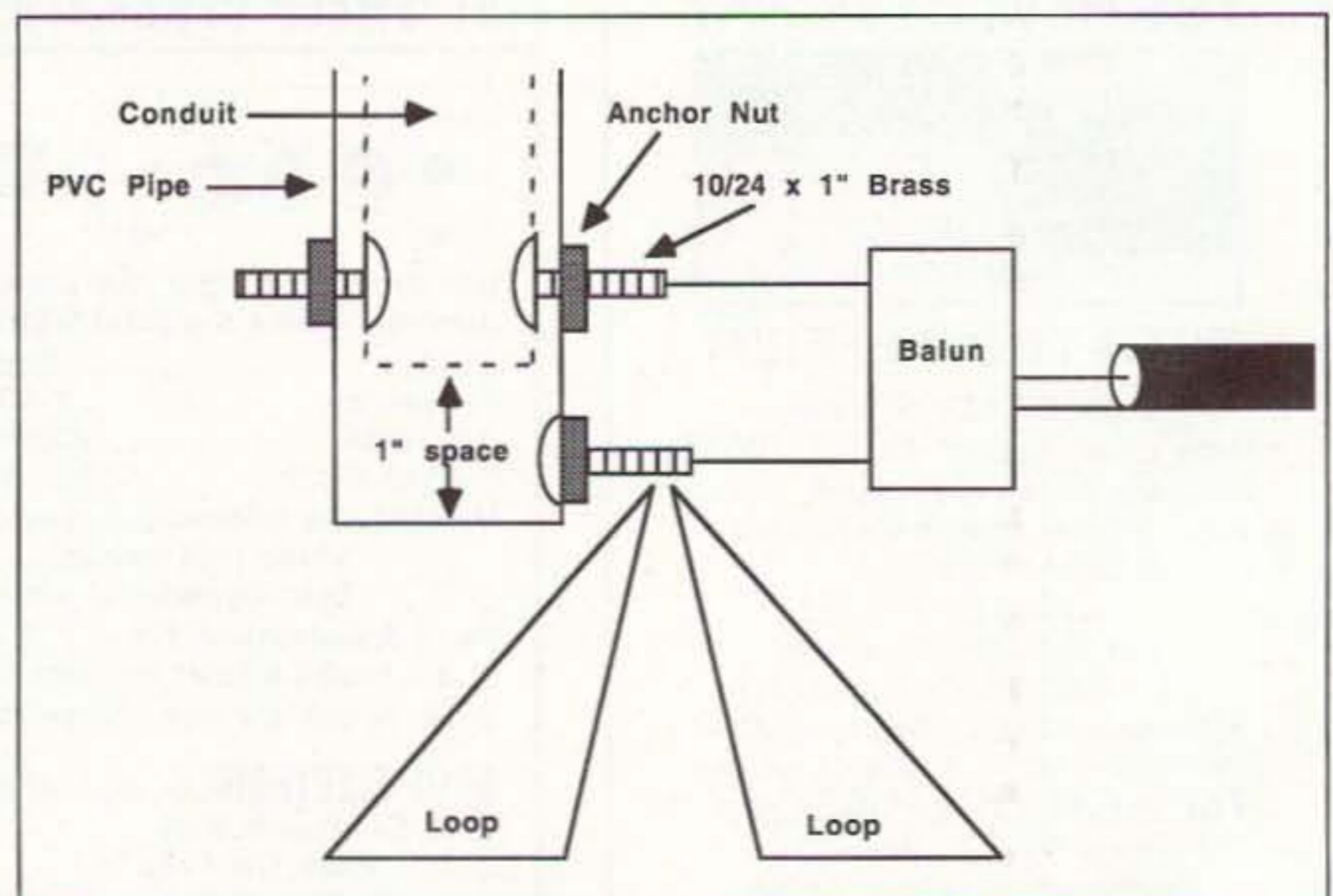


Figure 2. Antenna base detail.

The bottom of the radiator is insulated from the tripod by the 2 feet of PVC pipe. Unfortunately, the PVC pipe does not slip over the conduit unless it is split along its entire length. This is easily accomplished with a radial arm saw or bench saw.

After spraying the first 2 feet of the bottom conduit with WD-40, tap the PVC pipe on. Make sure that a 1-inch space is left between the bottom of the conduit and PVC. This space allows for connecting the balun transformer and loops. I suggest that you use soldering lugs on the wires.

"All the signals I could hear I could work, and with strength equal to or better than that received."

Performance

All the signals I could hear I could work, and with strength equal to or better than that received. It appears that the vertical pattern is at a lower angle due to the loop counterpoises. Interestingly, the Icky-Stick showed a low SWR across the entire band. I also attribute this to the loops. I recommend that the coaxial cable be fed *between the loops*, as I did note some interaction at this QTH. Although the Icky-Stick can be fed directly with coaxial cable, I strongly recommend that a 1:1 balun be used. Without the balun there is a strong chance of TVI and pattern skewing.

As with any vertical, antenna gain would increase if the length of the radiator were increased to 1/2 or 5/8 wavelength. This, of course, would require the use of guy wires (uh-oh).

Happy DX!

73

Parts List

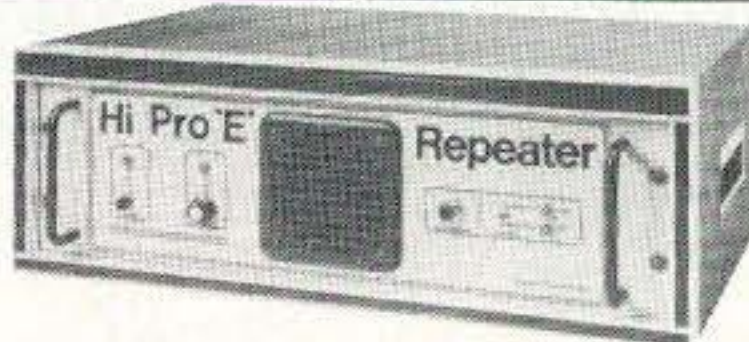
- 2 ea. 10-foot, 3/4-inch i.d. electrical aluminum conduit/with union
- 1 ea. 10-foot, 1-inch i.d. plastic PVC pipe (only 2 feet needed)
- 100 feet Insulated wire, #14 or what is in the scrap box
- 1 ea. 3-foot tripod
- 2 ea. 10/24 brass round head machine screws with nuts, 1 inch long
- 2 ea. Brass wing nuts, 10/24
- 6 ea. Soldering lugs, #10 hole
- 1 ea. Balun transformer 1:1, unbalanced in, balanced out RG 58/U or RG 8/U, as needed

Hi Pro Repeaters
ELCO

MAGGIORE ELECTRONIC LAB.

Manufacturers of Quality Communications Equipment

- Repeaters
- Links
- Remote Base
- VHF, UHF
- Receivers
- Transmitters
- Antennas



Hi Pro 'E'
EXPANDABLE REPEATER SYSTEM

- Standard and Computerized Controllers
- Standard and Computerized Auto Patches
- Duplexers

•A NEW CONCEPT IN REPEATER DESIGN, THE Hi Pro "E" IS AN EXPANDABLE REPEATER WITH THE FOLLOWING FEATURES: A BASIC REPEATER WHICH WOULD INCLUDE A COMPLETE RECEIVER, TRANSMITTER, COR, FRONT PANEL CONTROLS AND INDICATORS, LOCAL SPEAKER AND MIC JACK AND CAPABLE OF FUTURE EXPANSION. ALL HOUSED IN AN EXTREMELY RUGGED, ENCLOSED, 19-INCH RACK MOUNTABLE CABINET.

•THIS SYSTEM CAN BE EXPANDED AT TIME OF PURCHASE OR CAN BE AN AFTER-PURCHASE ADD ON. THE ADD ONS ARE—HIGHER POWER, 110/220 VAC POWER SUPPLY, IDENTIFIER, AUTO PATCH, OR COMPUTER CONTROLLERS. IN ADDITION TO THESE ADD ONS AN ADDITIONAL RECEIVER AND TRANSMITTER CAN BE MOUNTED INTERNALLY FOR USE AS CONTROL LINKS, REMOTE BASE OR DUAL BAND OPERATION, ETC.

• New 2 Year Warranty

NOW CELEBRATING OUR 25TH ANNIVERSARY

MAGGIORE ELECTRONIC LAB.



600 Westtown Rd. West Chester, PA 19382 Phone (215) 436-6051 FAX (215) 436-6268 Telex 499 0741 MELCO

WRITE OR CALL FOR OUR COMPLETE CATALOG

CIRCLE 230 ON READER SERVICE CARD

ALUMINUM TOWERS

- Self supporting towers up to 144 ft. at 80 mph winds
- Lasts practically forever - weather resistant
- Tapered models & telescoping "crank up"
- Fold-over kits
- Easy to assemble and install.

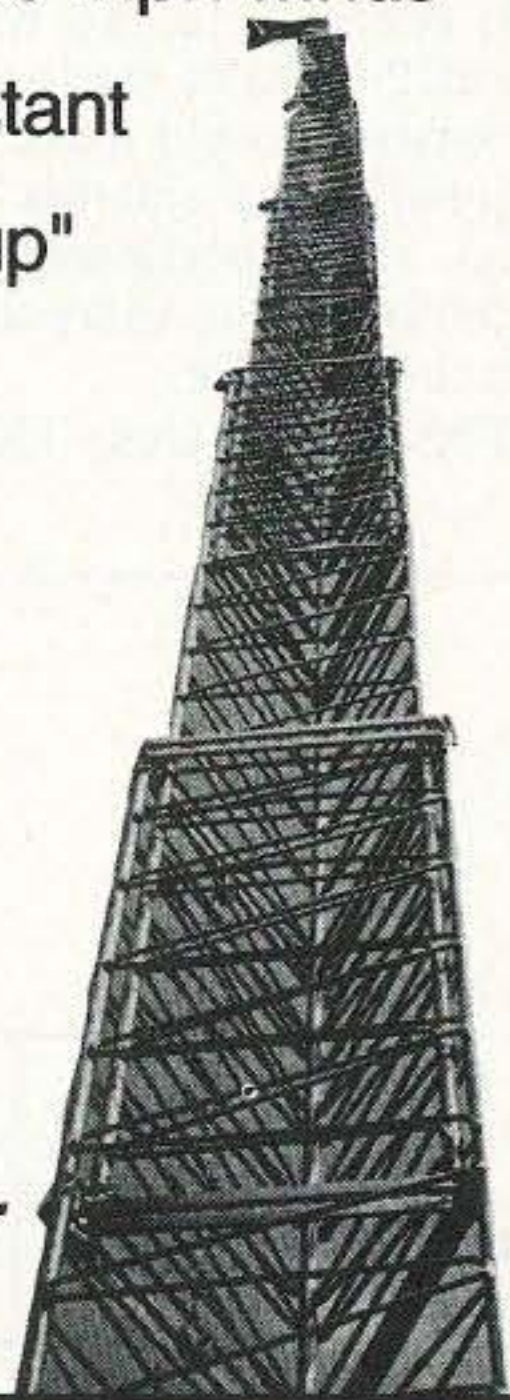
"Call Today for a Free Catalog!"

HEIGHTS TOWER SYSTEMS



9505 Groh Road Bdg. 70E
Grosse Ile, MI 48138
1-800-745-1780
FAX (313) 692-6727

Pioneers in aluminum tower manufacturing since 1959



CIRCLE 284 ON READER SERVICE CARD

Compressing the W3EDP

Build this unique multiband restricted space antenna.

by Richard Q. Marris G2BZQ

The W3EDP antenna first appeared around 1936. It was, at that time, an unorthodox multiband antenna design, in as much as it consisted of an 84-foot end-fed wire plus a 17-foot counterpoise, and no ground connection. It was usable on the 80, 40, 20, and 10 meter bands using the same 17-foot counterpoise, except that on 20 meters 6-1/2 feet was suggested. Some people also used it on the 160 meter band. The whole thing was resonated by a coil "L" and variable capacitor "C" (see Figure 1). The coupling coil was connected to the TX output with feedline. Various explanations have been offered over the years as to how the design was arrived at, and how it works, but the truth seems to be that this multiband antenna and counterpoise lengths were originally arrived at by lengthy "cut and try" experiments.

From time to time over the years the W3EDP has "raised its head" in a textbook or magazine and then disappeared again for a few more years. During recent years the W3EDP seems to have proved quite popular among the QRP folk in Europe.

It seemed, to the writer, that if the W3EDP could be really shortened (or compressed) it would make a very useful restricted space antenna for the 80 meter band, and experiments along these lines were carried out, every time keeping the 17 foot counterpoise.

The most obvious idea was to make a

helical version about eight feet long, mounted horizontally. With a helical antenna, a "rule of thumb" method is to wind twice the normal length of wire on an insulated rod or tube, and prune down to resonance by removing a few turns at a time. Therefore, 175 feet of wire was wound around a piece of 1-inch o.d. PVC tubing. Using a 17-foot counterpoise, turns were gradually removed until all the 80 meter band could be tuned using L and C, as in the full-size W3EDP. The contraption

"With the final design, it was possible to work throughout Western and Eastern Europe using CW between 3500 and 3600 kHz and about 10 watts CW."

worked, but was very narrow bandwidth, and C had to be retuned every few kHz. So a non-helical approach, to compress the antenna, was investigated, with the result being a 30-inch diameter end-fed spiral arrangement (see Figure 2). A further improvement in coupling and bandwidth was made by tapping the coaxial feedline onto L in lieu of the original coupling coil. The antenna was tested mounted both vertically and horizontally. Vertical gave the best results.

Using about 10 watts CW, with the new antenna standing on a coffee table in the

middle of the room, and with the 17-foot counterpoise lying on the floor, it performed very satisfactorily. The construction was modified so that the spiral winding was halfway between the ceiling and floor. About 16 feet of RG58 feedline went to the TX via an existing "T" match ATU, located alongside the TX/RX. This ATU eliminated all TVI, which had been slightly present when the feedline went direct to the TX output.

With the final design, it was possible to work throughout Western and Eastern Europe using CW between 3500 and 3600 kHz and about 10 watts CW. (The antenna will cover the whole of the 3.5 MHz band.)

Once adjusted, the variable capacitor C was "locked" as it was not necessary to retune it. The counterpoise length was changed +/-, but 17 feet gave the best matching and results, as per the original W3EDP. Furthermore, the counterpoise, made of well insulated wire, could be laid either straight, zig-zag, or in "L" or "U" shapes on the floor, with no noticeable change in performance.

Construction

The antenna consists of a 30-inch diameter end-fed spiral winding, wound on an octagonal shape timber mainframe (see Figure 4). The mainframe (see Figure 3) consists of four lengths of timber, each 30" x 5/8" x 1/4". A hole is drilled in the center of each, and glue is applied around the

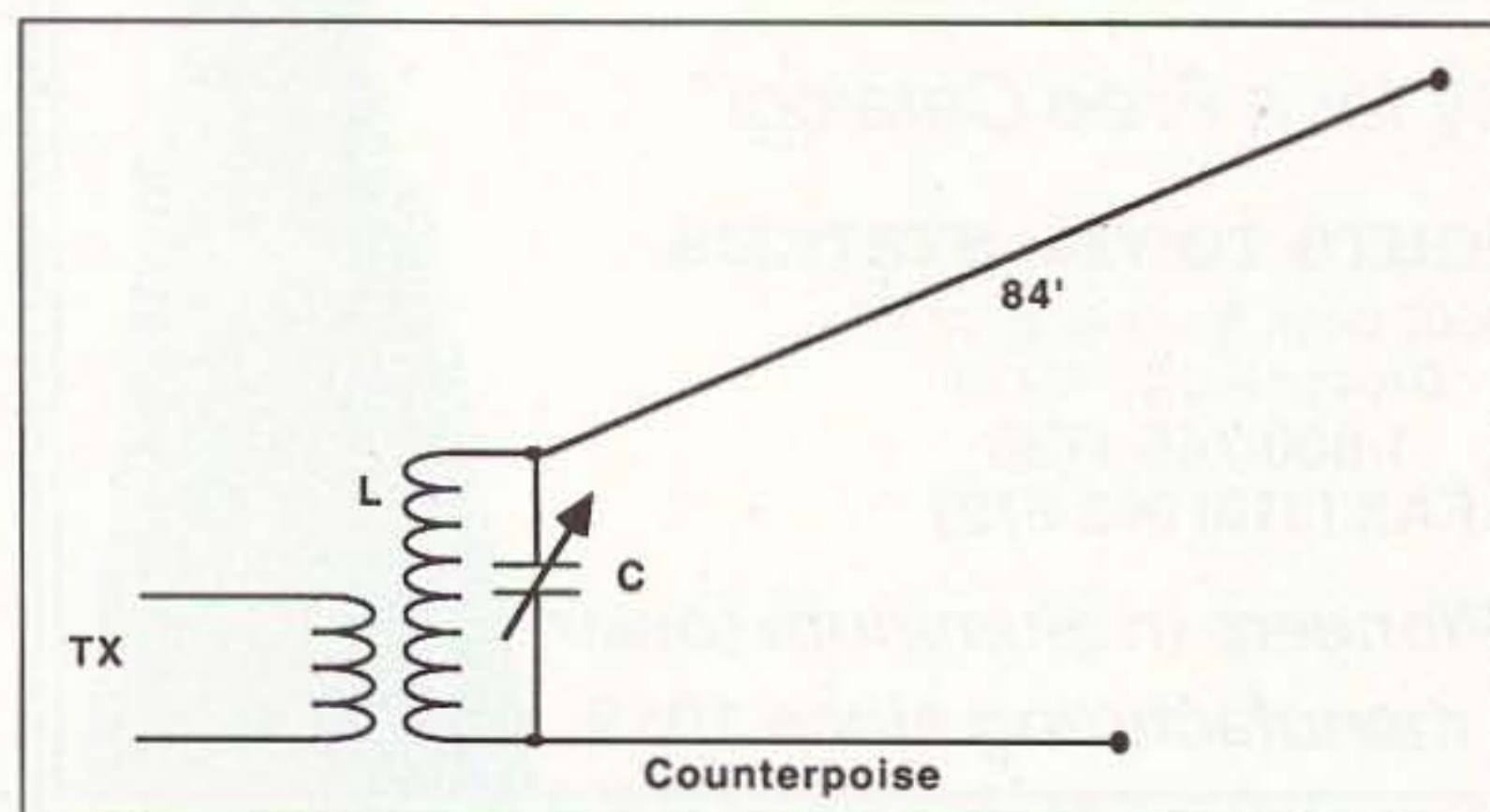


Figure 1. The W3EDP.

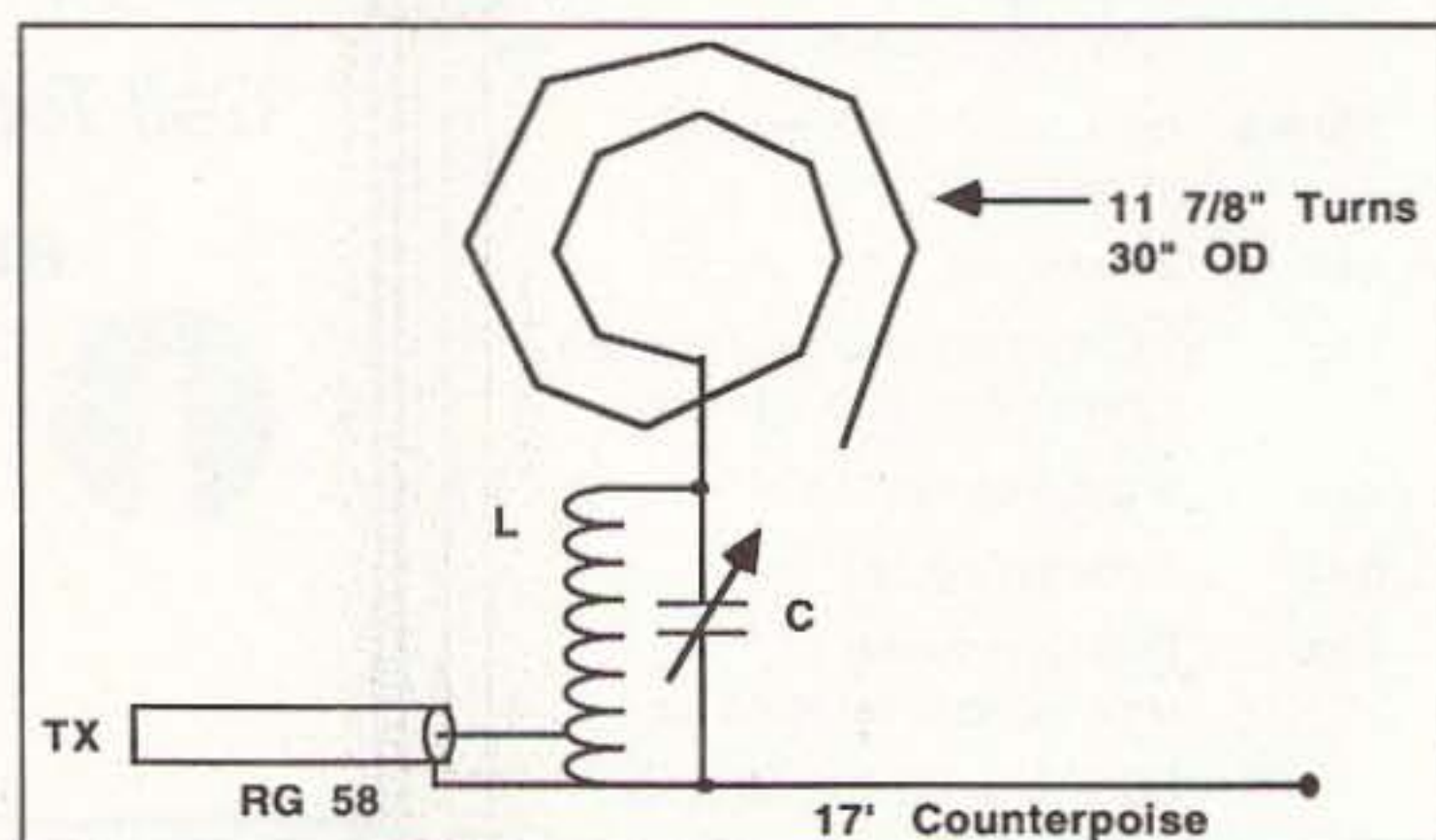



Figure 2. The compressed W3EDP.

RAMSEY ELECTRONICS



COM-3
\$2995⁰⁰

2 WAY RADIO SERVICE MONITOR

COM-3, the world's most popular low-cost service monitor. For shops big or small, the COM-3 delivers advanced capabilities for a fantastic price—and our new lease program allows you to own a COM-3 for less than \$3.00 a day. Features •Direct entry keyboard with programmable memory •Audio & transmitter frequency counter •LED bar graph frequency/error deviation display •0.1–10,000 µV output levels •High receive sensitivity, less than 5 µV •100 kHz to 999.9995 MHz •Continuous frequency coverage •Transmit protection, up to 100 watts •CTS tone encoder, 1 kHz and external modulation.



RSG-10
\$2495⁰⁰

SYNTHESIZED SIGNAL GENERATOR

Finally, a low-cost lab quality signal generator—a true alternative to the \$7,000 generators. The RSG-10 is a hard working, but easy to use generator ideal for the lab as well as for production test. Lease it for less than \$3.00 a day. Features •100 kHz to 999 MHz •100 Hz resolution to 500 MHz, 200 Hz above •–130 to +10 dBm output range •0.1 dB output resolution •AM and FM modulation •20 programmable memories •Output selection in volts, dB, dBm with instant conversion between units •RF output reverse power protected •LED display of all parameters—no analog guesswork!

- 2 METERS
- 223 MHz
- 440 MHz



\$149⁹⁵

FANTASTIC FM TRANSCEIVERS

SYNTHESIZED—NO CRYSTALS

Ramsey breaks the price barrier on FM rigs! The FX is ideal for shack, portable or mobile. The wide frequency coverage and programmable repeater splits makes the FX the perfect rig for Amateur, CAP or MARS applications. Packeteers really appreciate the dedicated packet port, "TRUE-FM" signal and almost instant T/R switching. High speed packet? ... No problem. Twelve diode programmed channels, 5W RF output, sensitive dual conversion receiver and proven EASY assembly. Why pay more for a used foreign rig when you can have one AMERICAN MADE (by you) for less. Comes complete less case and speaker mike. Order our matching case and knob set for that pro look.

- FX-146 kit (2 Meters) \$149.95
- FX-223 kit (1 1/2 Meters) \$149.95
- FX-440 kit (3/4 Meters) \$169.95
- CFX matching case set \$ 24.95

FREQUENCY COUNTERS

CT-70 7 DIGIT 525 MHz

CT-90 9 DIGIT 600 MHz

CT-125 9 DIGIT 1.2 GHz



NEW CT-250 2.5 GHz

ACCESSORIES FOR COUNTERS

- Telescopic ship antenna—BNC plug, WA-10 \$11.95
- High impedance probe, light loading, HP-1 \$16.95
- Low-pass probe, audio use, LP-1 \$16.95
- Direct probe, general purpose use, DC-1 \$16.95
- Tilt bail, elevates counter for easy viewing, TB-70 \$9.95
- Rechargeable internal battery pack, BP-4 \$8.95
- CT-90 oven timebase, 0.1 ppm accuracy, OV-1 \$59.95

ALL COUNTERS ARE FULLY WIRED & TESTED

MODEL	FREQ. RANGE	SENSITIVITY	DIGITS	RESOLUTION	PRICE
CT-50	20 Hz–600 MHz	< 25 mV to 500 MHz	8	1 Hz, 10 Hz	\$189.95
CT-70	20 Hz–550 MHz	< 50 mV to 150 MHz	7	1 Hz, 10 Hz, 100 Hz	\$139.95
CT-90	10 Hz–600 MHz	< 10 mV to 150 MHz < 150 mV to 600 MHz	9	0.1 Hz, 10 Hz, 100 Hz	\$169.95
CT-125	10 Hz–1.25 GHz	< 25mV to 50 MHz < 15 mV to 500 MHz < 100 mV to 1 GHz	9	0.1 Hz, 1 Hz, 10 Hz	\$189.95
CT-250	10 Hz–2.5 GHz typically 3.0 GHz	< 25 mV to 50 MHz < 10 mV to 1 GHz < 50 mV to 2.5 GHz	9	0.1 Hz, 1 Hz, 10 Hz	\$249.95
PS10B Prescaler	10 MHz–1.5 GHz, divide by 1000	< 50 mV	Convert your existing counter to 1.5 GHz		\$89.95



SPEED RADAR
\$89.95
complete kit
SG-7

New low-cost microwave Doppler radar kit "clocks" cars, planes, boats, horses, bikes or any large moving object. Operates at 2.6 GHz with up to 4 mile range. LED digital readout displays speed in miles per hour, kilometers per hour or feet per second! Telephone output allows for listening to actual doppler shift. Uses two 1-lb coffee cans for antenna (not included) and runs on 12 VDC. Easy to build—microwave circuitry is PC stripline. ABS plastic case with speedy graphics for a professional look. A very useful and full-of-fun kit.

BROADBAND PREAMP



Boost those weak signals to your scanner, TV, shortwave radio or frequency counter. Flat 25 dB gain, 1 to 1000 MHz, 3 dB NF, BNC connectors. Runs on 12 VDC or 110 VAC. PR-2, wired, includes AC adapter \$59.95

2M POWER AMP

Easy to build power amp has 8 times power gain, 1W in, 8W out, 2W in, 16W out, 5W is for 40W out. Same amp as featured in many ham magazine articles. Complete with all parts, less case and T-R relay. PA-1, 40W pwr amp kit \$34.95
TR-1, RF sensed T-R relay kit \$11.95

FM WIRELESS MIKE KITS



Pick the unit that's right for you. All units transmit stable signal in 88–108 MHz FM band up to 300' except for hi power FM-4 that goes up to 1/2 mile.

- FM-1, basic unit \$5.95
- FM-2, as above but with added mike preamp \$7.95
- FM-4, long range, high power with very sensitive audio section, picks up voices 10' away \$14.95
- MC-1, miniature sensitive mike cartridge for FM-1,2,4 \$2.95

CROWD INTRUSION ALARM

Real microwave Doppler sensor that will detect a human as far as 10 feet away. Operates on 1.3 GHz, and is not affected by heat, light, or vibrations. Drives up to 100 mA output, normally open or closed, runs on 12 VDC. Complete kit MD-3 \$19.95

MUSIC MACHINE

Neat kit that will produce 25 different classical and popular tunes, plus 3 doorchime sounds. Lots of fun for doorbells, shop, or store entrances, car horn, music boxes, etc. Runs on 9V battery or wall transformer. Excellent speaker volume and adjustable tempo and pitch. Add our case set for a handsome finished look. Complete kit, MM-5 \$24.95
Case + knob set, CMM-5 \$12.95

PACKET RADIO

Two new versions are available for the Commodore 64 (P-64A) or the IBM-PC (P-IBM). Easy assembly "NO TUNING"! Includes FREE disk software, PC Board and Full Documentation.

- KIT P-64A \$59.95
- P-IBM \$59.95
- CASE CPK \$12.95

LO NOISE PREAMPS

Make that receiver come ALIVE! Small size for easy installation with Hi-Q tuned input for peak performance. Excellent gain and noise figure—guaranteed to improve reception! Specify band: 2M—PR-10, 220 MHz—PR-20, 440 MHz—PR-40. Each kit \$17.95

TONE DECODER

Complete tone decoder on a single PC board. Features: 400–5000 Hz adjustable range via 20-turn voltage regulation, 567 tone detection, FSK, etc. Can also be used as a station tone encoder. Runs on 12 volts. Complete kit, TD-1 \$6.95

VOICE ACTIVATED SWITCH

Voice activated switch kit provides switched output with current capability up to 100 mA. Can drive relays, lights, LED, or even a tape recorder motor. Runs on 9 VDC. VS-1 kit \$6.95

TELEPHONE TRANSMITTER

Mini-sized with professional performance. Self-powered from phone line, transmits in FM broadcast band up to 1/4 mile. Installs easily anywhere on phone line or inside phone! PB-1 kit \$14.95

NEW

SPEAKER PHONE

Talk on the phone hands-free, great to put in shop or shack, press the button to answer—no actual phone needed. Works same as commercial units. Talk from anywhere in room, phone line powered—no battery needed. Super for family and conference calls or buy two for hands-free intercom! Add our case set for a pro look. SP-1 \$29.95
Case-CSP \$12.95

BLINK STIK

Shocking kit! Blinking LED attracts victims to pick up innocent-looking can—watch the fun! Useful for office desks, parties, nose know-it-alls! BK-4 kit \$9.95

LIGHT BEAM COMMUNICATORS

Transmits audio over infrared beam up to 30'—use simple lenses to go up to 1/4 mile! Hum free, uses 30 kHz carrier. Great for wireless earphones or undetectable "bug." Transmitter + receiver set, LB56 \$19.95

FM RADIO

Full-fledged superhet, microvolt sensitivity, IC detector and 10.7 MHz IF. Tunes Std. FM broadcast band as well as large portions on each end. Ideal for "bug" receiver, hobby experiments or even as FM radio! FR-1 kit \$19.95

SUPER SLEUTH

A super sensitive amplifier which will pick up a pin drop at 15 feet! Great for monitoring baby's room or as general purpose amplifier. Full 2W rms output. Runs on 6 to 15 volts, uses 8–45 ohm speaker. BN-9 kit \$6.95

BROADBAND PREAMP

Very popular sensitive all-purpose preamp, ideal for scanner, TVs, VHF/UHF rigs, counters. Low noise, 20 dB gain, 100 kHz–1 GHz, 9V–12 VDC operation. SA-7 kit \$14.95

E-Z KEY CMOS KEYS

Send perfect CW within an hour of receiving this kit! Easy-to-build kit has sidetone oscillator, speed control and keys most any transmitter. Runs for months on a 9V battery. 28-page manual gives ideas on making your own key for extra savings. Add our matching case set for complete station look. CW-7 kit \$24.95
Matching case knob set, CCW \$12.95

ACTIVE ANTENNA

Cramped for space? Get longwire performance with this desktop antenna. Properly designed unit has dual HF and VHF circuitry and built-in whip antenna, as well as external jack. RF gain control and 9V operation makes unit ideal for SWLs, traveling hams or scanner buffs who need hotter reception. The matching case and knob set gives the unit a hundred dollar look! AA-7 Kit \$24.95
Matching case & knob set, CAA \$12.95

SPEECH SCRAMBLER

Communicate in total privacy over phone or radio. Kit features full duplex operation using frequency inversion. Both mike and speaker or line in/out connections. Easy hookup to any radio, and telephone use requires no direct connection! Easy to build 2 IC circuit. Can also be used to descramble many 2-way radio signals. Finish your kit off with the handsome case & knob set. SS-7 kit \$29.95
Matching case & knob set, CSS \$12.95

SHORTWAVE RECEIVER



Fantastic receiver that captures the world with just a 12" antenna! Can receive any 2 MHz portion from 4–11 MHz. True superhet has smooth varactor tuning, AGC, RF gain control, plenty of speaker volume and runs on a 9V battery. Fascinating Scout, school or club project provides hours of fun for even the most serious DXer. For the car, consider our shortwave converter. Two switchable bands (in 3–22 MHz range), each 1 MHz wide—tunable on your car radio dial. Add some interest to your drive home! Shortwave receiver kit, SRI \$29.95
Shortwave converter kit, SCI \$27.95
Matching case set for SRI, CSR \$12.95
Matching case set for SCI, CSC \$12.95

TERMS: Satisfaction guaranteed. Examine for 10 days. If not pleased return in original form for refund. •Add \$3.75 for shipping, handling and insurance. •For foreign orders add 20% for surface mail. •COD (U.S. only), add \$5.00. •Orders under \$20, add \$3.00. •NY residents add 7% sales tax. •90-day parts warranty on kit parts. •1-year parts & labor warranty on wired units.



PHONE ORDERS CALL
716-924-4560
FAX 716-924-4555

RAMSEY ELECTRONICS, INC. 793 Canning Parkway, Victor, NY 14564

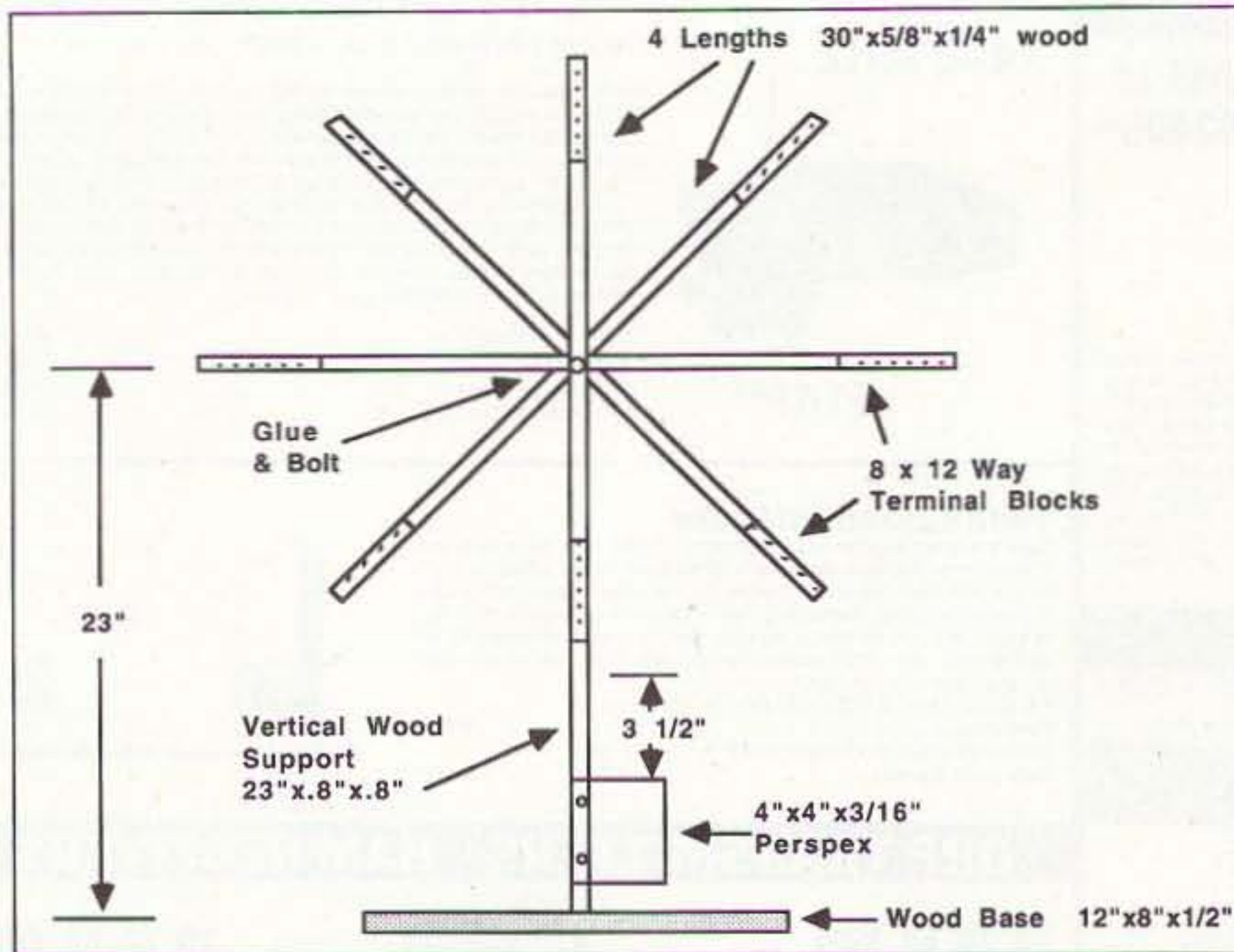


Figure 3. Mainframe construction.

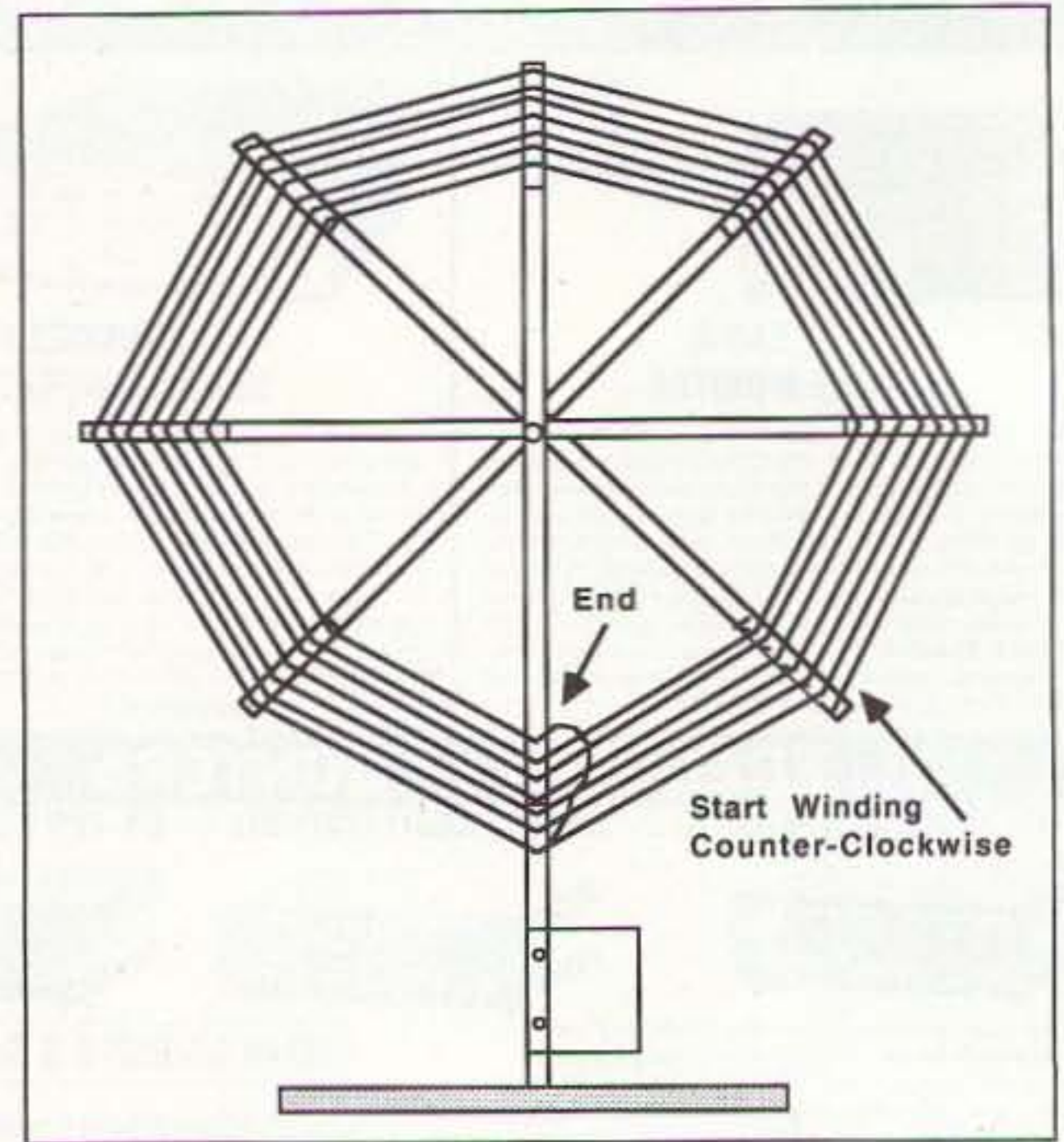


Figure 4. Winding detail.

holes on each timber length. The whole is secured with a bolt, nut and washers. The timber "radial spokes" are arranged in the configuration shown in Figure 3, then the nut and bolt are securely tightened to hold the "spokes" in position while the glue is hardening.

A vertical wood support 23" x 0.8" x 0.8" is screwed and glued to a 12" x 8" x 1/2" timber base, as shown in Figures 3 and 5. The fan of radial spokes is bolted to the top of the vertical support (see Figure 3). The whole mainframe assembly can now be wood-stained.

At the end of each radial spike, a standard 12-way 2 amp polythene terminal block is secured with wood screws, and a piece of Perspex sheet measuring 4" x 4" x 3/16" is mounted, as shown, with two wood screws with washers under the heads (see Figures 3 and 5). [Editor's note: Polythene is the British variation of polyethylene, and Perspex is the British trademark for a hard transparent plastic similar to Plexiglas.] The 250 pF variable capacitor C is mounted on the Perspex sheet, as shown in Figure 5.

Assuming low power operation, a good quality well-spaced receiver type variable capacitor can be used. Alternatively, a 2-

gang 500 + 500 pF variable can be wired in series. Remember that this VC is not at true ground potential, and is therefore mounted on the Perspex plate and fitted with a shaft coupler, insulated shaft, and a 3" diameter instrument knob (see Figure 5).

The B & W Miniductor coil (type 3047) is vertically mounted on a couple of small insulators. On 80 meters the whole of the coil L is connected across the variable capacitor. The coaxial feedline is tapped up from the bottom of the coil for the best coupling point. As a guide: On the prototype, and using RG58 feedline, this tap point was 7-1/2 turns, but it is well worth experimenting with the tap position for best results.

The winding of the spiral antenna, using PVC-covered stranded hook-up wire, is clearly shown in the winding detail (see Figure 4.) The turns are wound counter-clockwise through the holes in the 12-way terminal blocks. At every complete turn the terminal block grub screw should be tightened just enough to hold the wire taut before winding the next turn, and so on.

The counterpoise is the inner polythene-covered conductor removed from a length of RG58, and is clipped on at the junction of C and the bottom of L, as shown in Fig-

ures 2 and 5. The coaxial feedline should be secured to the wood base with a couple of cable cleats (see Figure 5).

Operation

Initially, the antenna should be tested with a receiver on the 80 meter band. At 3500 kHz the prototype was resonated with variable capacitor (C) plates about 50% enmeshed, and was found to give a real lively reception performance over the whole band.

Next, the antenna should be fed with a few watts from the TX. An existing "T" type ATU, adjacent to the TX, was an advantage in matching and in eliminating TVI, which was slightly present when the antenna was connected directly to the TX output. Alternative coil taps on L should be tried to achieve the best loading and lowest SWR.

Assuming that the antenna is located in the middle of the room, one resonance setting of C should suffice over 100 kHz+. At this QTH, for use between 3500 and 3600 kHz CW, C was resonated at 3550 kHz and then "locked."

Other Bands

The prototype compressed W3EDP was

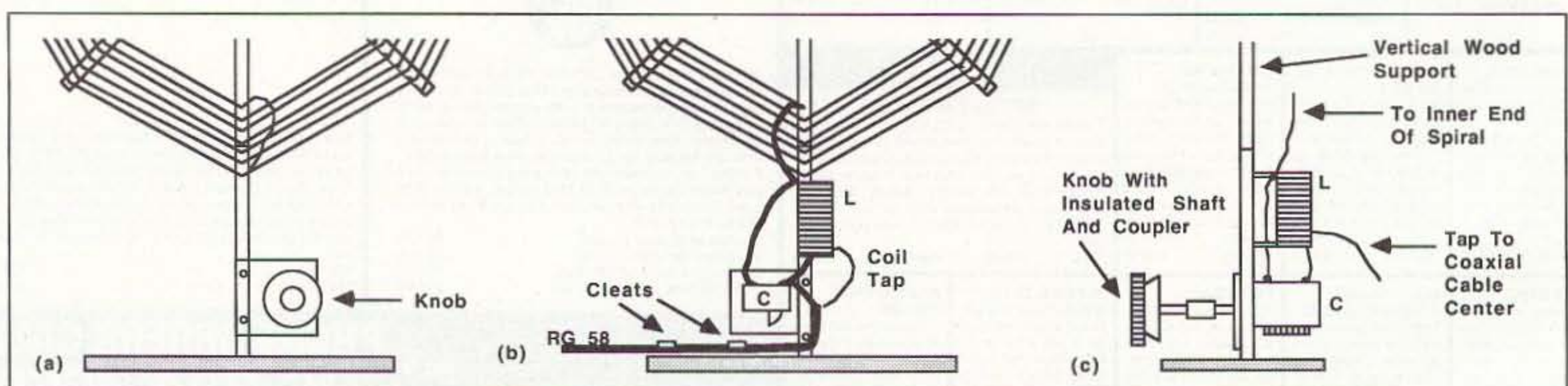


Figure 5. Mounting L and C: A) front view; B) rear view; C) side view.

ASTRON POWER SUPPLIES

• HEAVY DUTY • HIGH QUALITY • RUGGED • RELIABLE •



MODEL VS-50M

SPECIAL FEATURES

- SOLID STATE ELECTRONICALLY REGULATED
- FOLD-BACK CURRENT LIMITING Protects Power Supply from excessive current & continuous shorted output
- CROWBAR OVER VOLTAGE PROTECTION on all Models except RS-3A, RS-4A, RS-5A, RS-4L, RS-5L
- MAINTAIN REGULATION & LOW RIPPLE at low line input Voltage
- HEAVY DUTY HEAT SINK • CHASSIS MOUNT FUSE
- THREE CONDUCTOR POWER CORD except for RS-3A
- ONE YEAR WARRANTY • MADE IN U.S.A.

PERFORMANCE SPECIFICATIONS

- INPUT VOLTAGE: 105-125 VAC
- OUTPUT VOLTAGE: 13.8 VDC \pm 0.05 volts (Internally Adjustable: 11-15 VDC)
- RIPPLE Less than 5mv peak to peak (full load & low line)
- All units available in 220 VAC input voltage (except for SL-11A)

SL SERIES



MODEL	Colors Gray Black	Continuous Duty (Amps)	ICS* (Amps)	Size (IN) H x W x D	Shipping Wt. (lbs.)
SL-11A	• •	7	11	2 3/4 x 7 3/8 x 9 3/4	11

- LOW PROFILE POWER SUPPLY

RS-L SERIES



MODEL	Continuous Duty (Amps)	ICS* (Amps)	Size (IN) H x W x D	Shipping Wt. (lbs.)
RS-4L	3	4	3 1/2 x 6 1/8 x 7 1/4	6
RS-5L	4	5	3 1/2 x 6 1/8 x 7 1/4	7

- POWER SUPPLIES WITH BUILT IN CIGARETTE LIGHTER RECEPTACLE



RM SERIES

MODEL RM-35M

MODEL	Continuous Duty (Amps)	ICS* (Amps)	Size (IN) H x W x D	Shipping Wt. (lbs.)
RM-12A	9	12	5 1/4 x 19 x 8 1/4	16
RM-35A	25	35	5 1/4 x 19 x 12 1/2	38
RM-50A	37	50	5 1/4 x 19 x 12 1/2	50
RM-60A	50	55	7 x 19 x 12 1/2	60
RM-12M	9	12	5 1/4 x 19 x 8 1/4	16
RM-35M	25	35	5 1/4 x 19 x 12 1/2	38
RM-50M	37	50	5 1/4 x 19 x 12 1/2	50
RM-60M	50	55	7 x 19 x 12 1/2	60

- 19" RACK MOUNT POWER SUPPLIES

- Separate Volt and Amp Meters

RS-A SERIES



MODEL RS-7A

MODEL	Colors Gray Black	Continuous Duty (Amps)	ICS* (Amps)	Size (IN) H x W x D	Shipping Wt. (lbs.)
RS-3A	• •	2.5	3	3 x 4 3/4 x 5 3/4	4
RS-4A	• •	3	4	3 3/4 x 6 1/2 x 9	5
RS-5A	• •	4	5	3 1/2 x 6 1/8 x 7 1/4	7
RS-7A	• •	5	7	3 3/4 x 6 1/2 x 9	9
RS-7B	• •	5	7	4 x 7 1/2 x 10 3/4	10
RS-10A	• •	7.5	10	4 x 7 1/2 x 10 3/4	11
RS-12A	• •	9	12	4 1/2 x 8 x 9	13
RS-12B	• •	9	12	4 x 7 1/2 x 10 3/4	13
RS-20A	• •	16	20	5 x 9 x 10 1/2	18
RS-35A	• •	25	35	5 x 11 x 11	27
RS-50A	• •	37	50	6 x 13 3/4 x 11	46

RS-M SERIES



MODEL RS-35M

MODEL	Continuous Duty (Amps)	ICS* (Amps)	Size (IN) H x W x D	Shipping Wt. (lbs.)
RS-12M	9	12	4 1/2 x 8 x 9	13
RS-20M	16	20	5 x 9 x 10 1/2	18
RS-35M	25	35	5 x 11 x 11	27
RS-50M	37	50	6 x 13 3/4 x 11	46

- Switchable volt and Amp meter

- Separate volt and Amp meters

VS-M AND VRM-M SERIES



MODEL VS-35M

MODEL	Continuous Duty (Amps)	ICS* (Amps)	Size (IN) H x W x D	Shipping Wt. (lbs.)
VS-12M	9 @13.8VDC, 5 @10VDC, 2 @5VDC	12 @13.8V	4 1/2 x 8 x 9	13
VS-20M	16 @13.8VDC, 9 @10VDC, 4 @5VDC	20 @13.8V	5 x 9 x 10 1/2	20
VS-35M	25 @13.8VDC, 15 @10VDC, 7 @5VDC	35 @13.8V	5 x 11 x 11	29
VS-50M	37 @13.8VDC, 22 @10VDC, 10 @5VDC	50 @13.8V	6 x 13 3/4 x 11	46
VRM-35M	25	35	5 1/4 x 19 x 12 1/2	38
VRM-50M	37	50	5 1/4 x 19 x 12 1/2	50

- Separate Volt and Amp Meters • Output Voltage adjustable from 2-15 volts • Current limit adjustable from 1.5 amps to Full Load

- Variable rack mount power supplies

RS-S SERIES



MODEL RS-12S

MODEL	Colors Gray Black	Continuous Duty (Amps)	ICS* Amps	Size (IN) H x W x D	Shipping Wt. (lbs.)
RS-7S	• •	5	7	4 x 7 1/2 x 10 3/4	10
RS-10S	• •	7.5	10	4 x 7 1/2 x 10 3/4	12
RS-12S	• •	9	12	4 1/2 x 8 x 9	13
RS-20S	• •	16	20	5 x 9 x 10 1/2	18

- Built in speaker

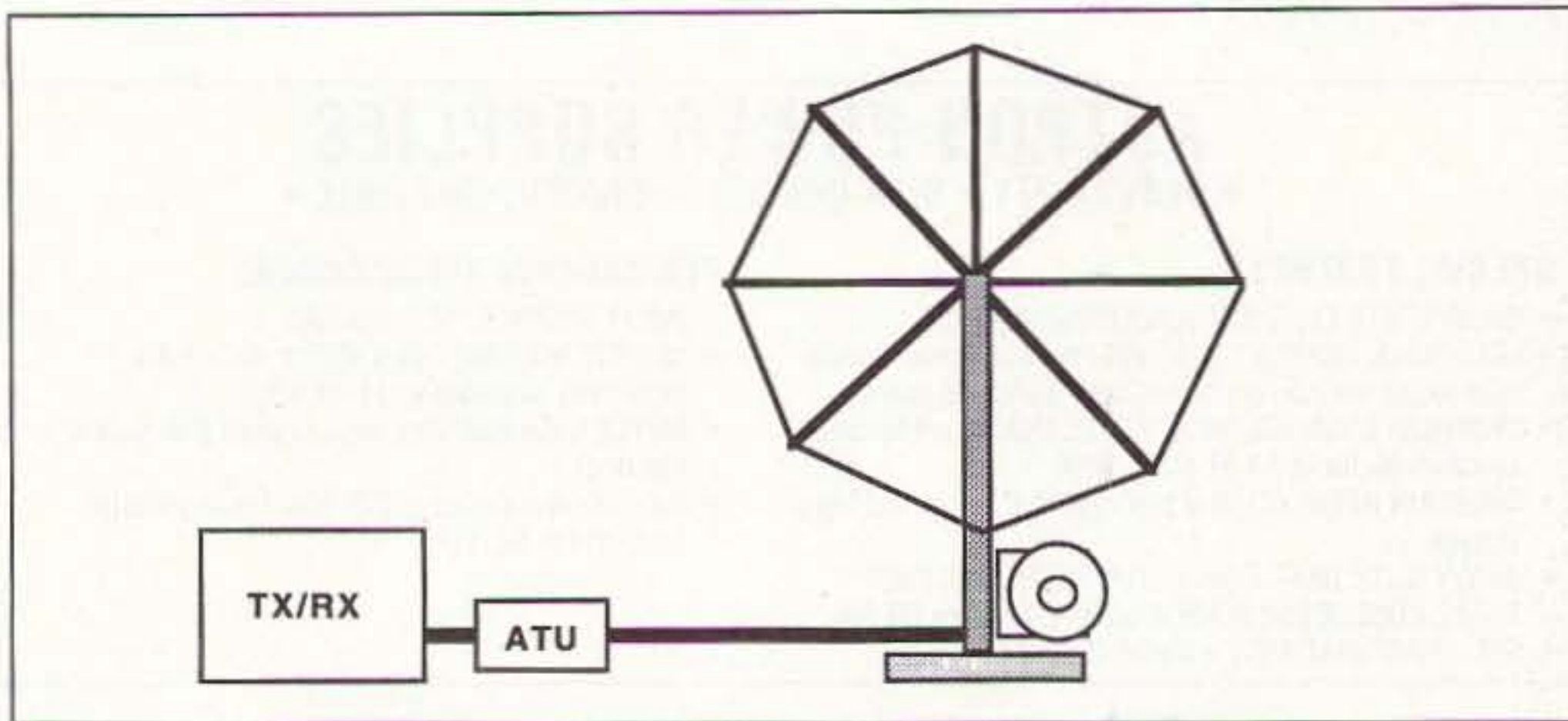


Figure 6. The finished product.

Parts List	
C	250 pF variable capacitor (see text)
L	B & W Miniductor type 3047
Wire	PVC stranded hook-up wire (Radio Shack 278-1218 or similar)
Coaxial feedline	RG 58 (16 feet used on prototype)
8	12-way 2 amp polythene terminal blocks
1	Wood base 12" x 8" x 1/2"
1	Vertical wood support 23" x 0.8" x 0.8"
4	Wood spiral supports 30" x 5/8" x 1/4"
Perspex	4" x 4" x 3/16."
	3" diameter instrument knob plus 1/4" shaft coupler plus 1/4" insulated shaft (and slow motion drive, if required)

only required for use on the 80 meter CW band, but there seems to be no reason why it should not be used on 40, 20 and 10 meters (using a 6-1/2-foot-long counterpoise on 20 meters) as in the original W3EDP design. This could be done by tapping the coil L from the top, and moving the coaxial feedline tap. A convenient method would be to make 3-pin plug-in coils. The smaller higher frequency coils could be made of 16- or 14-gauge self-supporting tinned or silver-plated wire. Alternatively, the existing B & W coil could be switched using a ceramic switch.

There is much for the experimenter to try.

Alternative Ideas For the Experimenter

A couple of variations are worth mentioning:

1. The height of the spiral antenna winding can be increased by lengthening the vertical support section between the perspex plate and the wood base.
2. No doubt the antenna could be used in a loft, on a flat roof, or other outdoor site, and weatherizing the device would be necessary, and L and C sealed in a suitable box.

Conclusion

The compressed W3EDP prototype proved to be a very effective restricted space antenna. As a monoband 80 meter antenna, during spasmodic operating periods, it has been possible to work all over West, East, North and Southern Europe from a QTH in the south of England. Operating has been restricted to between 0415 and 0530 GMT, when conditions are not at their best. No attempt has been made to work during the nighttime DX hours—the writer has reached an age when he prefers his bed. 73

NEW DSP AUDIO PROCESSOR

From JPS

The new NRF-7 is a medium priced DSP product which provides great flexibility in audio processing. Modes available include atmospheric (white) noise reduction through adaptive peaking; spectral multi-tone notch filtering; notch & peak combined; wide (2100 Hz) and narrow (1500 Hz) SSB filters, with and without spectral notch; wide (500 Hz) and narrow (200 Hz) CW filters with selectable center frequency; and a 500 Hz wide



NRF-7

Only: \$249.95

The NIR-10, the standard in DSP Noise Reduction, still only \$349.95.
For eliminating carriers & other tones, the NF-60, still only \$149.95.

DATA filter centered at 2200 Hz. All filters all operate in real time, so they can be used for Break-in CW, AMTOR, PACTOR and ARQ modes. Note: noise reduction by adaptive peaking reduces noise by dynamically reducing the bandwidth and is not effective against impulse-type noise. **Only the NIR-10 uses spectral subtraction to eliminate impulse noises as well as atmospheric noise, while retaining the full audio bandwidth.**



JPS Communications, Inc.
P.O. Box 97757 Raleigh, NC 27624

TOLL FREE ORDER LINE 1-800-533-3819
Technical Info 1-919-790-1048 FAX 1-919-790-1456

CIRCLE 285 ON READER SERVICE CARD

WE SHIP WORLDWIDE

Barry Electronics Corp.

WORLD WIDE AMATEUR RADIO SINCE 1950

Your one source for all Radio Equipment!

For the best buys in town call:

212-925-7000

Los Precios Mas Bajos en Nueva York

WE SHIP WORLDWIDE!

Export orders expedited.

IC-R71A, R72A, R100, R7000A, R7100A, R9000A,
IC-725, 728, 729, 735, 737, 765, 781. IC229H,
IC3230A, IC901A, GPS Receiver: GP-22



Wherever I go, I take my radio.
Specialist in **RADIOS;**
Business marine aviation,
ham radios and scanners.

KITTY SAYS: WE ARE OPEN 7 DAYS A WEEK
Saturday 10-5pm/Sunday 11-4 pm
Monday-Friday 9 to 6:00 PM
Come to Barry's for the best buys in town



CONTACT US FOR THE LATEST IN
BUSINESS AND HAM RADIOS,
SHORTWAVE RECEIVERS &
SCANNERS, MOTOROLA, YAESU,
ICOM, KENWOOD, ALINCO,
STANDARD, MAXON, RELM, BENDIX
KING, SONY, SANGEAN



ICOM

KENWOOD



ANTENNAS
A-S, AES, Cushcraft, Hy-Gain,
Hustler, KLM, METZ, Urban,
MODUBLOX, TONNA, Butternut,
Multi-Band

"TS-50S", TS450S/AT, R-5000, TS-850S,
TM 241/A/441A, TR-751A, Kenwood Service
Repair, TS140S, TS690S, RZ-1, TS-790A,
TS950SD, TH-78A, TH28/48A, TM-941A,
TM-741A, TM-732A, TM-641A, TM-742A.

MARINE RADIOS
ICOM M7, M11, M56, M700TY, M800
AVIATION PORTABLE ICOM A-21
MOTOROLA MARINE KING KX 99

Budwig ANT. Products
FLUKE 77, 83, 85, 87 Multimeters

Linear Amplifier:
Ameritron, Icom, Kenwood, Yaesu

YAESU ICOM
FT-23R/26/76 IC2/3/4SAT
FT411E-811-911 IC02AT/2SRA
FT-2008/7008 IC2/4GAT/24AT
IC-A21/U16

Landmobile HT's
ICOM: U16, H16, V100, U400
MAXON, MOTOROLA,
YAESU: FTH 2008/7008
UNIDEN, REGENCY, KING,
MARINE ICOM: M7, M56, M700
AVIATION ICOM: A21 A200 H.T., TAD

SCANNERS

AOR:
900, 1000,
1500, 2500,
2800, 3000A
ICOM:
R-1, R100,
R71A, R72A,
R7000,
R7100,
R9000
Bearcat



ICW2A
W21AT
P2AT/4AT



IC-H16/U16
IC21A



MOTOROLA RADIOS
COMMERCIAL RADIOS



TH-78A



FT-530



MOTOROLA



Computer Interfaces
Stocked: MFJ-1270B,
MFJ-1274, MFJ-1224, AEA
PK-88, MFJ-1278T, PK-900, PK-232
MBX W/FAX, DRSI PRODUCTS
DSP 2232

Antenna Tuners:
MFJ, AEA AT-300,
ICOM, KENWOOD,
YAESU.

COMMERCIAL & HAM REPEATERS STOCKED. WRITE FOR QUOTES

Kantronics
KAM PLUS, KPC 2/3/4,
KPC2400, SUPER FAX II,
KPC IV, Data Engine, D4-
10, etc.



MFJ-989C
8L8H, AT300, etc.

Covercraft/Coaxseal Stocked

SHORTWAVE RECEIVERS STOCKED

Shortwave Receivers

- SONY • GRINDIG
- SANGEAN • ICOM

Call 212-925-7000

Satellite telephone in suitcase
for worldwide use. WRITE.

Wide selection of SW & Amateur
Publications

ALINCO DJ580T, 120T, 162T,
460T, 180T, F1TH, DR570T, etc.

Telephone scramblers
for cellular and regular
phones. \$299.00 each

CAR Stereo with Shortwave
Phillips DC-777 @ \$499.95
in stock

BIRD Wattmeters & Elements In Stock

ANTENNAS:
AEA, AlphaDelta,
ANLI, Antenna
Specialist, Barker &
Williamson,
Comet, Cushcraft,
Diamond, GAP,
Hy-Gain, Hustler,
Larsen, Etc.



EIMAC
3-500Z
572B, 6JS6C
12BY7A &
6146B

BIRD
Wattmeters &
Elements
In Stock



Not available for export.

(144, 220, 440
MHz), IsoLoop.

MOTOROLA AUTHORIZED DEALER
KACHINA COMMUNICATIONS DEALER
AUTHORIZED DEALER

SONY

Shortwave Radios Stocked
DIGITAL FREQUENCY COUNTERS
OPTOELECTRONICS model 1300 H/A, 0-1300MHz
2300, 2210 H, 0-2200 MHz, 2600H, UTC-3000, 2810

Long-range Wireless
Telephone for export in stock

BENCHER PADDLES
BALUNS, LOW PASS FILTERS
IN STOCK

MIRAGE/RFC Amplifiers
ASTRON POWER SUPPLIES
Belden Wire & Cable, Int'l Wire
OPTO KEYERS STOCKED

COMET ANTENNAS STOCKED

HEIL EQUIPMENT IN STOCK

STANDARD.



JRC Short-wave radios
JST135, NRD-535D

Ameritron Amplifiers
AMERITRON

Hy-Gain Towers
will be shipped
direct to you
FREE of
shipping cost.

MAIL ALL ORDERS TO: BARRY ELECTRONICS CORP., 512 BROADWAY, NEW YORK CITY, NY 10012 (FOUR BLOCKS NORTH OF CANAL ST., BETWEEN SPRING AND BROOME ST.)

New York City's LARGEST STOCKING HAM DEALER
COMPLETE REPAIR LAB ON PREMISES

"Aqui Se Habla Espanol"

BARRY INTERNATIONAL
FAX 212-925-7001 Phone 212-925-7000

Monday-Friday 9 A.M. to 6:00 P.M.
Saturday 10- 5pm /Sunday 11- 2pm

IRT/LEX-"Spring St. Station". Subways: BMT-
"Prince St. Station". IND-"F" Train-Bwy Station"
Bus: Broadway #6 to Spring St. Path-9th St./6th Ave.
Station.

COMMERCIAL RADIOS STOCKED: ICOM, Motorola, MAXON, Standard, Yaesu. We serve municipalities, businesses, Civil Defense, etc. Portables, mobiles, bases, repeaters...

ALL SALES FINAL

Technical help offered upon purchase

FAX: 212-925-7001

We stock: AEA, Alinco, Ameco, Ameritron, Antenna Specialist, ARRL, Astatic, Astron, B&K, Belden, Bencher, Bird, Butternut, CES, Cushcraft, Daiwa, Eimac, Henry, Heil, Hustler, Hy-Gain, Icom, KLM, Kantronics, Kenwood, Larsen, Maxon, MFJ, Mirage, Motorola, Nye, Palomar, RF Products, Shure, Standard, TUBES, Uniden, Yaesu, Vibroflex, Duplexers, Repeaters, Scanners, Radio Publications

WE NOW STOCK COMMERCIAL COMMUNICATIONS SYSTEMS
HAM DEALER INQUIRES INVITED PHONE IN YOUR ORDER & BE REIMBURSED
COMMERCIAL RADIOS stocked & serviced on premises.
Amateur Radio Courses Given On Our Premises, Call
Export Orders Shipped Immediately.

Distributed Capacity Twisted Loop

An indoor 40 meter antenna for five bucks.

by Jim McLelland WA6QBU

I am one of those unfortunate hams who lives in a neighborhood which does not allow visible outdoor antennas. To make matters worse, the HF bands continue to deteriorate, and I have found it increasingly difficult to communicate after dark without a decent 40 meter antenna. Therefore, I had to find a solution: The Distributed Capacity Twisted Loop. The DCTL was designed for indoor and portable use on the lower high frequency bands. The requirements were: The antenna had to be small, cheap (less than \$5), easy to build, constructed of easy-

to-find parts, simple to adjust, and work reasonably well.

The following project constructs a flexible loop style antenna that hangs up almost anywhere (I drape it from my bookcase) and can work all over the Western U.S. and Hawaii on 40 after the higher bands have closed up. Moreover, I hear some DX and I can null out (down 30 dB) broadcast stations by rotating the DCTL on a camera tripod. It is quiet to boot! Interested? Read on! Or better yet, spend \$5 and an hour of your time and build one yourself.

Description

Referring to the schematic (Figure 1) will probably tell you all you need to know. Since this is an experimental antenna that I am continuing to adapt to different situations and bands (160 meters is in the works), many construction details are left to the builder.

The DCTL is a 15' 7" equilateral triangle made from 300 ohm TV lead-in (Radio Shack 15-1153); this is the narrower 5/16" variety. Spacing affects the dimensions so stay with this type of lead-in. The resonant frequency can be lowered by making the open stub longer. With no stub, the antenna resonates at 7.250 MHz, and with a 2" stub, it resonates at 7.050 MHz. I use a 1" stub and a tuner to go anywhere I want on the band. I also use the same low-loss twin-lead into the balun on my tuner—which I strongly recommend because the bandwidth is less than 100 kHz.

The DCTL has an impedance of 5.5 ohms and matching to 300 ohm line is accomplished with a 27-1/2" shorted stub across the feedline at the antenna. This is known as a "hairpin match" and adds some inductance to the antenna and lowers the resonant frequency. With a 50 ohm system (see "Tuning and Experimenting"), the hairpin stub is shorter and therefore the antenna requires a longer open tuning stub (capacitance) to make up for the loss in inductance.

A very important point that must not be overlooked is that the loop has a half-turn twist in it. This means that the feedline is not only connected to opposite ends of the loop but also to opposite sides. To be sure you are doing this right, use an ohmmeter to check for *no continuity* before you hook up the shorted stub and feedline. This lets the insulation act as a high quality capacitor between the antenna legs, which lowers its resonant frequency. With this system, approximately 1/8 wavelength acts like a half-wavelength system. The open stub just adds a little more capacity to the open opposite ends of the antenna so it can be tuned across the band.

Construction and Installation

To make this antenna work properly, solder all connections and insulate well with

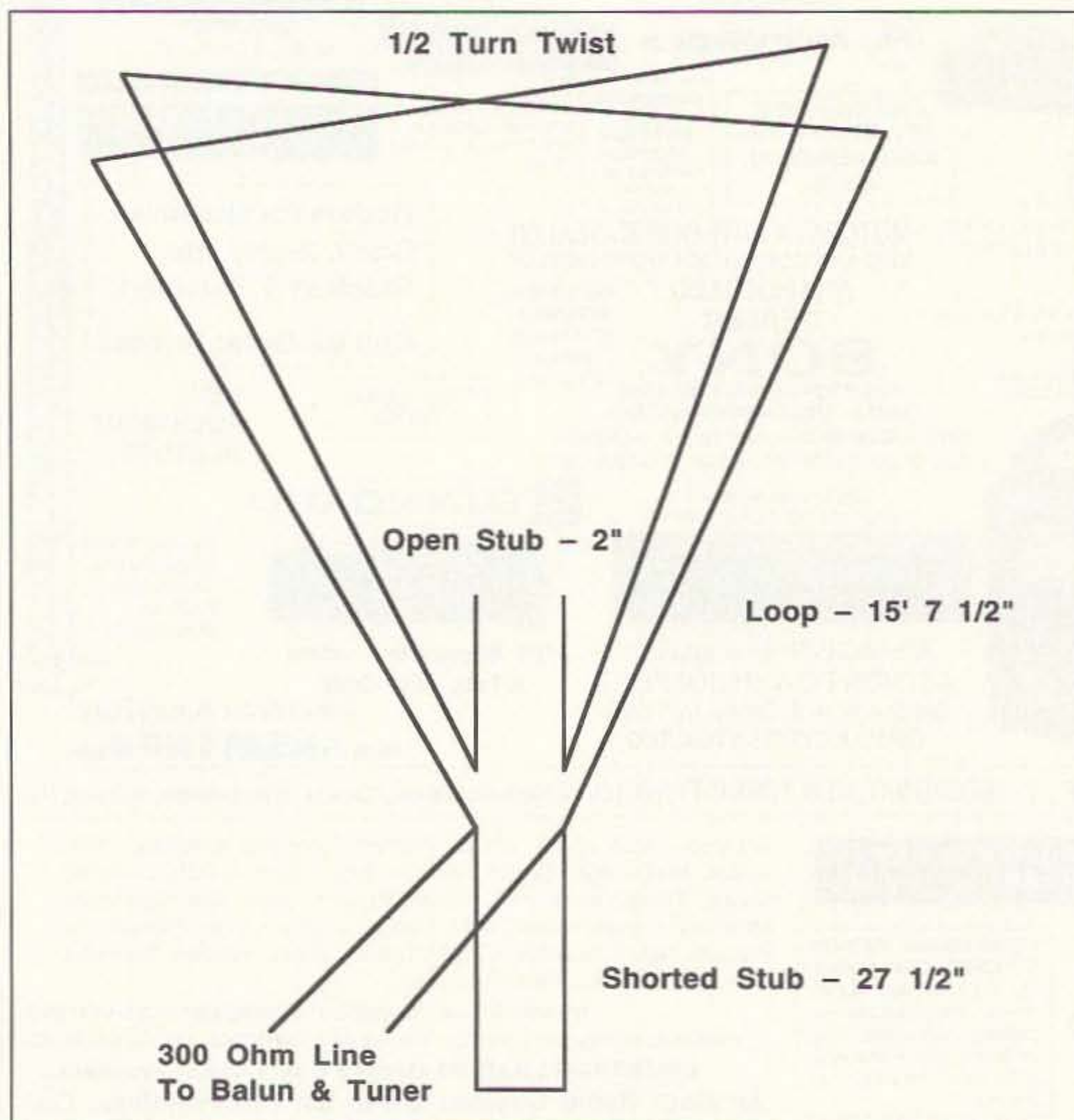


Figure 1. The Distributed Capacity Twisted Loop 1/8 wave antenna stands five feet high.

electrical tape and shrink tubing. Measure very carefully, remembering that an extra 2" can put you clear out of the band. Hang as an equilateral triangle with the apex and feedline down, staying away from metal such as housewiring, vents, downspouts, flashing, rain gutters, and windowsills. Lastly, do not use staples to hold the thing in place. As a safety note, *remember that loops have high voltages and high currents. Therefore, don't let anyone (including dogs, cats, kids, or the XYL) touch it.* I've used it with a 100 watt rig with no smoke or sparks yet, but I'd still be very careful.

Tuning and Experimenting

If you only have an antenna tuner, balun and SWR bridge, build the DCTL as described, tune it for 1:1 SWR using low power (I fried my internal balun by not doing this), and look for a QSO. As a side note, an external balun is better than the small internal units most tuners have. Another good alternative is to put RF beads or two of the clip-on RF forms Radio Shack sells on the

coax leading to the rig. Any ground wires then go only to the rig, leaving the tuner isolated.

If you want to play a little, here's some more information: I used an MFJ Antenna Bridge for all my initial measurements. A longer open stub lowers the resonant frequency, a longer shorted stub raises the impedance and lowers the frequency, and the shape affects everything somewhat. If you want to use 50 ohm coax directly, use an open stub of 9", a shorted stub of 8-1/2", and clip 1/4" pieces off the open stub until minimum SWR is centered where you want it. You should also coil some coax at the feed point to make a balun (or use one of Radio Shack's cute little forms that I mentioned earlier, winding 10-15 turns of RG-174 on them). Actually, however, I can't tell the difference with or without the balun. Theoretically, the null point on one side of the loop disappears but there is so much pattern distortion inside a house that it really doesn't seem to make any difference. Remember that if you want to use this antenna without a


tuner, its bandwidth is only about 100 kHz. If you have a tube rig with a pi-network and a balun, it's no problem, but the new solid-state rigs are another story.

Field Tests

The first station I worked was near Seattle, about 1,000 miles away. Signals were good (7-9) on both ends and the op could hardly believe that my antenna was only 5' high. The next guy was in Salt Lake—same story. Later the same evening I worked a station in Hawaii—he kept saying, "You've got what kind of antenna?" The signals were not very strong but they were quite readable, except for the Pennsylvania station that couldn't hear either of us and kept calling CQ.

As a final note, if you can carefully rotate the antenna, you can really null out broadcast stations. While holding it over my head and rotating it (good thing nobody saw me doing this), I could reduce a 20/9 broadcast station to S7. I think I've got something here, folks. 73

FREE SAMPLE COPY!





ANTIQUE RADIO CLASSIFIED
Antique Radio's Largest-Circulation Monthly Magazine

Articles - Classifieds - Ads for Parts & Services
 Also: Early TV, Ham Equip., Books, Telegraph, 40's & 50's Radios & more...
 Free 20-word ad each month. Don't miss out!

1-Year: \$29.95 (\$44.95 by 1st Class)
 6-Month Trial - \$16.95. Foreign - Write.
 A.R.C., P.O. Box 802-E8, Carlisle, MA 01741

Or Call: (508) 371-0512

All Aluminum

Chassis Kits	Rack Shelves
Cabinet Kits	Rack Equipment Cabinets
Assembled Cabinets	Antenna Grounding Kits
Slope Box Kits	Tower Mounted Box Kits
UHF & VHF Antenna	Dipole Hangers
Power Divider Kits	Other enclosures

Small sheets Aluminum and Brass

Byers Chassis Kits
 Charles Byers K3IWK
 5120 Harmony Grove Road, Dover, PA 17315
 Phone 717-292-4901

Between 6PM and 9:30PM EST. Eves.
 "Distributorship Available"

CIRCLE 222 ON READER SERVICE CARD

MORSE CODE MUSIC!

SENSATIONAL NEW WAY TO LEARN CODE—Do Aerobics, Sing, Jog, or Drive while learning code! A fun & easy way to learn or retain Morse Code skills. Now the secret is yours with this amazing synchronized breakthrough! Great for Novice, Technician or the classroom. Order:

"THE RHYTHM OF THE CODE"
 Version 2 cassette today!


Send \$9.95 and we'll pay the shipping to:

KAWA RECORDS
 P.O. Box 319-ST
 Weymouth, MA 02188

Check or money order only. We ship all orders within 5 days.
 Overseas please add \$2.00 for air mail.
 MA residents add 5% sales tax.

CIRCLE 2 ON READER SERVICE CARD

Uncle Wayne's Bookshelf




Your One-Stop Shopping Headquarters

In stock and ready to ship direct to you.

Reference Manuals, Shortwave Handbooks
 ARRL Books, Antenna Handbooks, UHF/VHF,
 Books For Beginners, Code Tapes and
 Software For The Computer

Turn to pages 86 & 87 to see our current selection
 Don't Delay - Call Today

Our order department is just a phone call away




800-234-8458

739309

Townsend Electronics, Inc.
 presents
C.M. Howes Kits
 for
H.F. Amateur Equipment



"RIG SAVER"
 H.T. and Mobil Mounts



\$29.95



\$39.95

THE WORLD'S BEST
 in ham radio books and publications
 28 page catalog \$1.00
 Outside USA \$2.00
 1-219-594-3661

Townsend Electronics, Inc.
 Box 4155 • Piercetown, IN 46562

CIRCLE 299 ON READER SERVICE CARD

Experimenters
HF FREQUENCY COUNTER
\$49.95



- Counts to 75 MHz
- 1 Hertz Resolution
- Sensitivity 50 mv RMS
- Input Protected
- Runs from 9V battery
- Product of USA
- PCB and all parts included
- 1 Hz resolution to 75 MHz with 4 1/2 or 8 digits
- Display portion may be detached

Frequency Counter Kit FC4 (4 1/2 digits) . . . \$49.95
 Assembled and Tested \$69.95
 4 Digit Add-on Kit AD4 (8 digits total) . . . \$16.95
 Shipping & Handling \$ 4.50
 MD residents add 5% sales tax

To Order Call:



S & S ENGINEERING
 14102 BROWN ROAD
 SMITHSBURG, MD 21783



(301) 416-0661 FAX (301) 416-0963

CIRCLE 294 ON READER SERVICE CARD

Evolution of an Antenna

Build a new version of the classic "Lazy H" antenna.

by Sidney Rexford W2TBZ

Not much is new in the design of antennas, and most of the new can be traced to the old. After all, almost 100 years of antenna experimentation has exhausted most of the configurations imaginable. The antenna described in this article is a case in point. Basically, this antenna is a "Lazy H," a vintage workhorse which has an impeccable reputation as a stellar performer.

Let's review the old before going on to the newer version. The classic "Lazy H" is shown in Figure 1. It consisted of four half-wave radiating elements, two side by side over two more also side by side, with all four elements fed in phase. The array's gain will vary as the spacing between the upper and lower elements is varied from a half wavelength to a quarter wavelength, with the greater spacing giving slightly more gain than the lesser spacing. In practice, few hams could get sufficient height while erecting their antennas to make much more than quarter-wave spacing practical, so the evolution of this new version is based on quarter-wavelength spacing. By removing the old feed system and leaving just the radiating portions of the antenna, we find that just the four half-wave elements shown in Figure 2A will do the job.

In electrical circuits (and antennas are no exception), when two points exist with the same polarity and phase relationships, these two points can be connected together. The ends of both the upper and lower pairs of half-wavelength radiating elements fit this condition, so the ends of the lower half-wave elements can be bent up and those of the upper half-wave elements bent down to meet. They are then fastened together. This forms two loops separated by a quarter wave, as shown in Figure 2B.

Our antenna now has become two quad loops in phase and will be treated as such. It is important to realize that the end effects taken into consideration in the original "Lazy H" antenna computations to deter-

mine the length of the elements have been altered and the current formula for the overall length of the loops is now 1005 divided by the frequency in MHz. This is the standard formula used in determining the overall dimension of full-wave loops.

Obviously, the feed system used in the original "Lazy H" antenna is no longer practical to feed the new loops. The old phasing lines and the tuned feeder were located high in the air and were difficult to work with. A newer and more modern feed system is necessary. If the loops are opened in the center of the bottom of the loop, and you check the radiation resistance, you will find that it is 100 to 130 ohms, depending on height and ground conductivity under the loops. These points on the loops must be fed in phase and with equal voltages to come up with a working antenna. The most difficult part of the problem is in choosing the manner in which this is done.

A half-wavelength piece of transmission line of any type will act as a 1:1 transformer and reflect the terminating impedance at both ends, so a half-wavelength of transmission line (any transmission line) attached to the loops will appear to have an impedance equal to the impedance of the loop itself. A little experimenting with various types of lines determined that either standard 300 ohm ribbon or 450 ohm ladderline worked best. Coax was tried, but unless a 1:1 balun was used at each loop, radiation from the braid became a problem. The ribbon or ladderline was self-canceling and did not present any distortion of the antenna pattern.

A half-wavelength line from the center of each loop, brought together and fastened in parallel so that the loops are fed in phase, provides an impedance of 50 to 60 ohms, and a 50 ohm coax feed from antenna to hamshack will give an excellent match

without a tuner. To prevent radiation from the coax braid, a 1:1 balun should be used. A W2DU balun was used on this antenna. Ferrite core baluns were also used successfully. The use of air core baluns proved disappointing and they are not recommended. Construction details are shown in Figure 3, and dimensions for the loops and the phasing lines are shown in Table 1. As long as the termination (ends) of the ladderline or ribbon phasing lines are mechanically constructed so that flexing is distributed over at least a foot, the lines can be left to swing in the breeze.

This is a single-band antenna, and it is bidirectional. For the 40, 17, 20 and 15 meter bands rotation to provide full directional coverage would be a real challenge, but for 10 and 12 meters, a rotatable framework is feasible.

While the theoretical gain of this array is about 3 dB over a dipole, on-the-air results are better. The antenna is a lower angle radiator than the dipole at the same maximum height and, in the tradition of the "Lazy H," it does a fine job in DX contacts. Radiation patterns for the "Lazy H" can be found in just about any antenna handbook, but for those who do not have one handy, I have included a computer readout prepared by WA4HTR (now a Silent Key) and W4TDI, using the W7EL ELNEC program (Figures 4A and 4B).

Good luck to anyone who builds one of these antennas. I will be glad to answer any questions you may have, just include an SASE (RFD 1, Box 583, Colton NY 13625). And, if you have the space to build one for 40 or 80 meters, I would appreciate a report on the results. Fortune has never smiled on me—I have never had sufficient height to construct one of these. 73

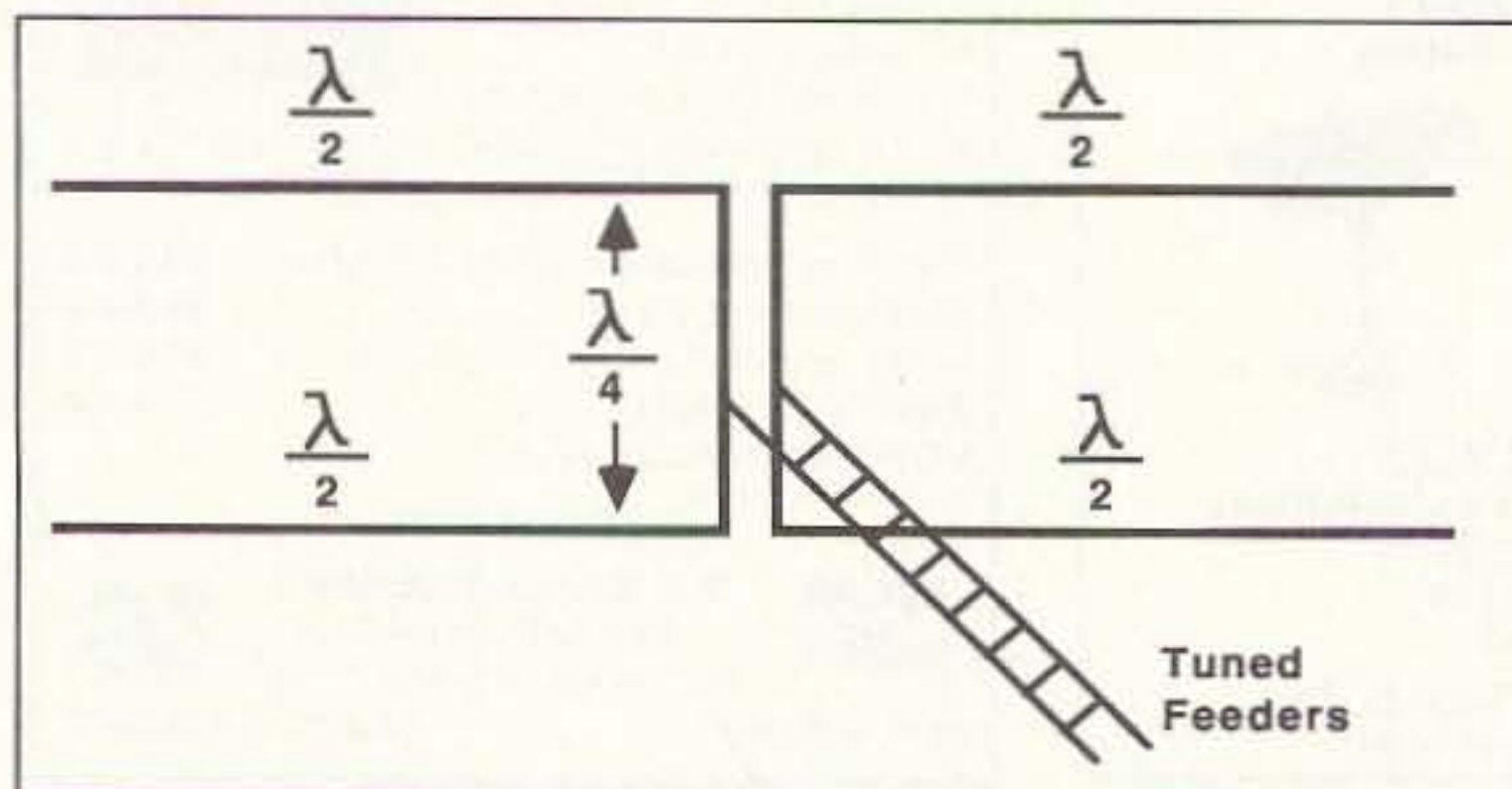


Figure 1. The classic "Lazy H" antenna.

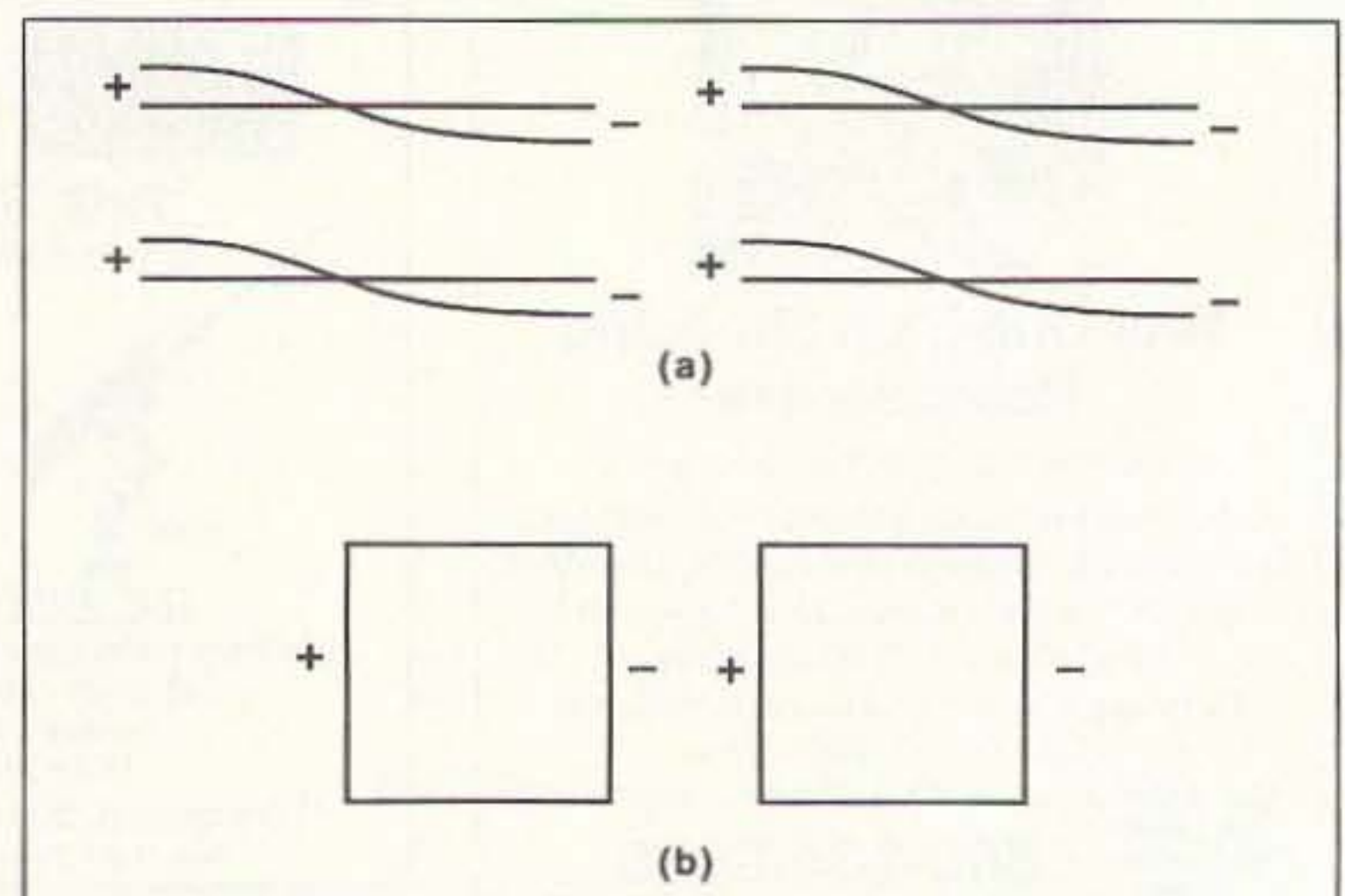


Figure 2. Evolution to two full-wave loops.

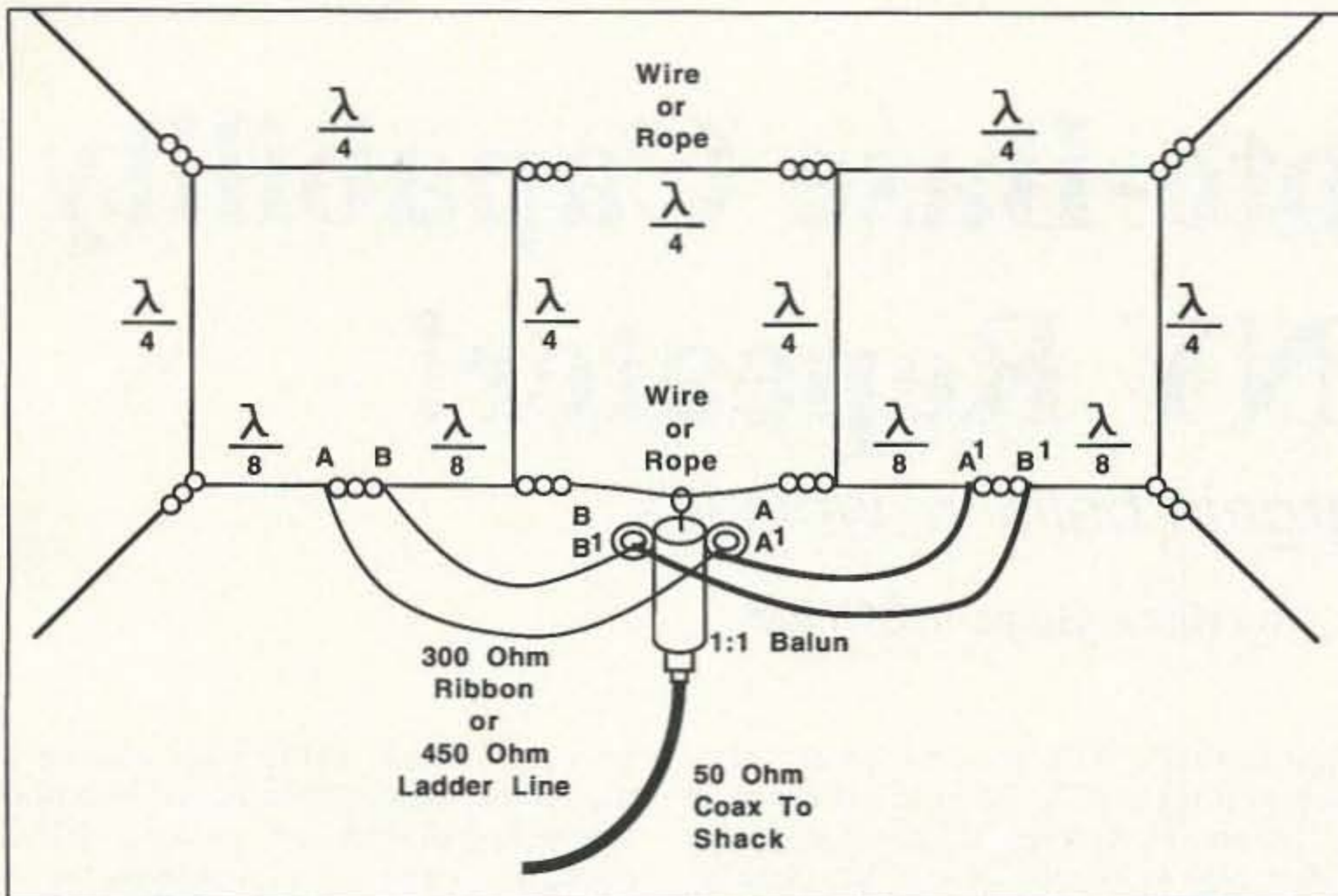


Figure 3. Construction of phased loops.

	$\lambda/4$	$\lambda/8$	300 Ω Ribbon	450 Ω Ladderline
40m	34.9 ft.	17.5 ft.	53.3 ft.	62.2 ft.
20m	17.6 ft.	8.8 ft.	27.0 ft.	31.2 ft.
17m	13.9 ft.	6.9 ft.	21.2 ft.	25.2 ft.
15m	11.8 ft.	5.9 ft.	18.1 ft.	21.97 ft.
10m	8.67 ft.	4.33 ft.	13.2 ft.	15.33 ft.

Table 1. Dimensions for the sections of the loops and phasing lines.

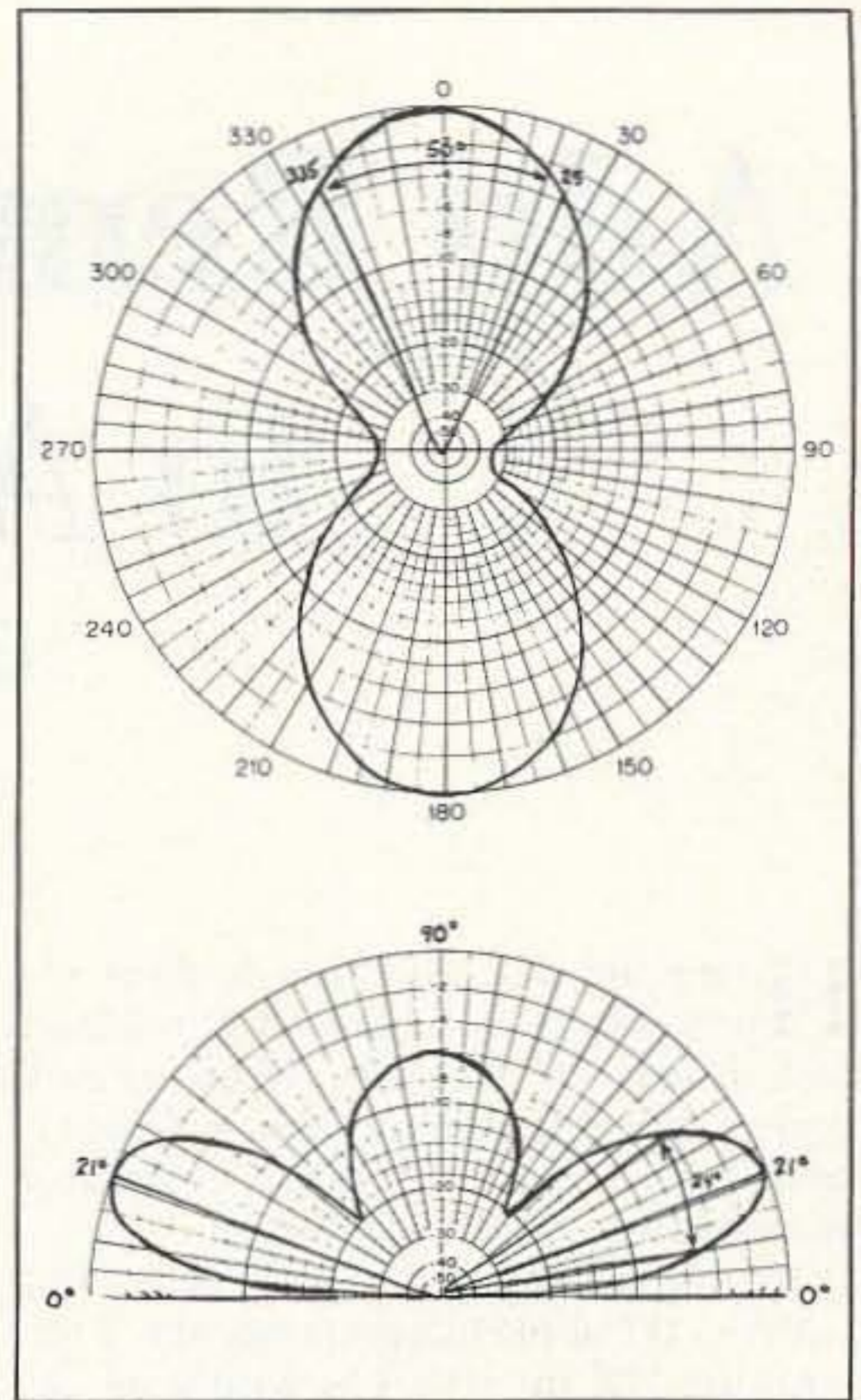


Figure 4. Radiation patterns. Max gain: 11.095 dBi @ 18.1 MHz (typical). Impedance (per loop): 133.404 + j0.040 (using W7EL ELNEC). Bandwidth: 50° -3dB, 65° to 115°.



\$49.95!

THE POWER STATION

The POWER STATION is a 12V x 6.5 AmpHr gel-cell battery complete with voltmeter, wall charger and a cord for charging via automobiles. It will power most HT's at 5 Watts for 2-4 weeks (depending upon how long-winded you are). Also VHF, UHF, QRP, or HF mobiles such as the KENWOOD TS-50 (at 50W). There are no hidden costs, all you need is your mobile, HT power cord or cigarette lighter adapter.

The POWER STATION provides 12V from a cigarette plug and has two recessed terminals for hardwiring. A mini-phone jack with regulated 3V, 6V, or 9V output can be used separately for CD players, Walkmans, etc. THE POWER STATION can be charged in an automobile in only 3 hours, or in the home in 8 hours. The charger will automatically shut off when the battery is completely charged, so you can charge it even when it has only been slightly discharged, (unlike Ni-Cads that have memory). Our charging circuit uses voltage sensing circuitry, other brands are timed chargers which always charge the battery a full cycle, this damages their battery and shortens its' life if it only needs a partial charge. The POWER STATION has a voltmeter that shows the exact state of charge of the battery, not worthless idiot lights that tell you "YOUR BATTERY IS NOW DEAD." The voltmeter can even be used to measure voltages of other sources.



To order, send check or money order for \$49.95 + \$8.50 for shipping, along with your shipping address and telephone number to:

Joe Brancato
THE HAM CONTACT
 P.O. Box 3624, Dept. 73
 Long Beach, CA 90803.

CA Residents Add 8 1/4% Sales Tax
 If you wish more information please send a SASE to the above Address. For COD orders, call (310) 433-5860, outside of CA call (800) 933-HAM4 and leave a message.

Add Remote-Base Capability to ANY Repeater!

Bargain bells 'n' whistles.

by Klaus Spies WB9YBM

Home-brewed and low-budget repeaters share a common problem: lack of bells 'n' whistles. Here's an easy project that will give you remote-base capability while keeping your repeater home-brewed, and/or low-budget.

Having worked some "rooftop DX" with my HT at the local repeater site, I felt working DX on 10m FM would be enhanced if it could be worked from such a good site. That led to the development of the schematic shown in Figure 1.

When the squelch signal of the repeater receiver goes positive, both the repeater

transmitter's PTT and the remote base transmitter's PTT are enabled through U1A and U2A. Then U3A, through two electronic switches (U4A & B), disables both the squelch signal and audio of the remote base receiver to avoid feedback.

When the squelch signal of the remote base receiver goes positive, the PTT of the remote base transmitter is disabled through U2A and U3B, while enabling the repeater's transmitter through U1A.

Since the FCC requires that you listen to a frequency before transmitting, separate on and off functions are available for

both the transmit and receiver sections of the remote base. These on/off functions can be tied directly into whatever DTMF decoder is currently available on the repeater.

Squelch signals should already be present in the repeater. For this circuit (depending on the type transceiver used as remote base), signal conditioning may be required (see Reference 1). This can be done with a single IC. If a margin of safety is desired in the transmitter, a very simple time-out timer can also be added (see Reference 2), as can a "hang" timer

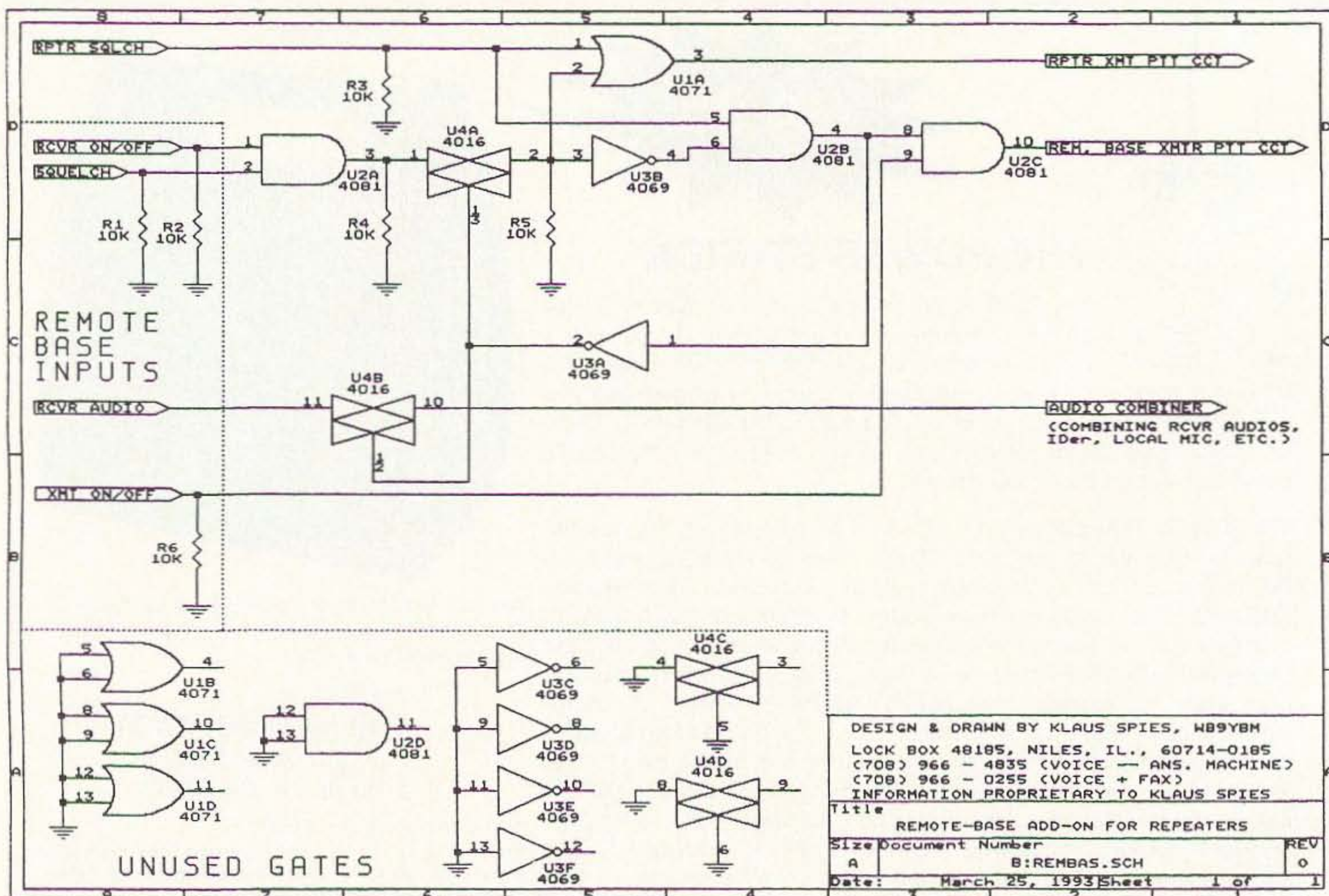


Figure 1. Schematic for remote-base add-on for repeaters.

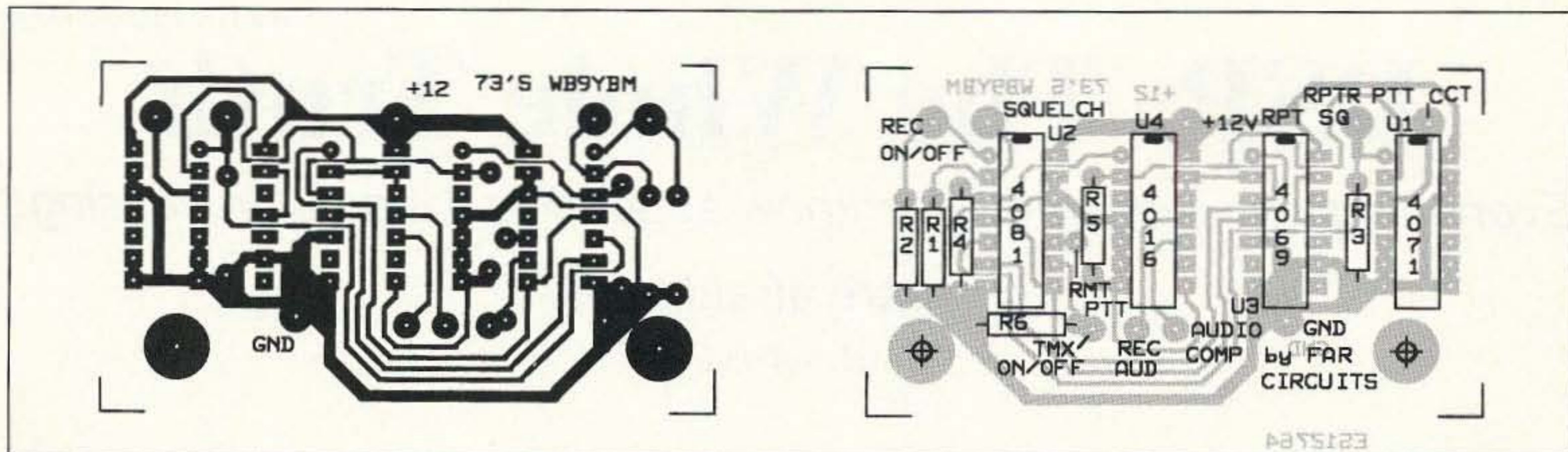


Figure 2. PC board pattern and parts placement diagram.

(see Reference 3).

Since a repeater and a remote base deal with high RF energy, circuit construction should have appropriate safeguards: bypassing on all input/output leads, as a minimum. If installed in the repeater cabinet inside a shielded control section, no other shielding should be necessary. If this isn't the case, install the circuit in a metal box connected to power supply ground. **73**

References:

1. "Midland 13-509 Modifications," *73 Amateur Radio*, pg. 27, December 1988.
2. PTT Time-Out, "Circuits," *73 Amateur Radio*, pg. 82, August 1990.
3. Ending Transmitter Chatter, "Circuits," *73 Amateur Radio Today*, pg. 27, February 1991.

Supply Connections

	+12V	Ground
4071	Pin 14	Pin 7
4081	Pin 14	Pin 7
4069	Pin 14	Pin 7
4016	Pin 14	Pin 7

Notes:

1. Pull-down resistors on control inputs ensure default modes are off, to avoid interference from the remote base.
2. All ICs are 14-pin packages.


Parts List

Item	Quantity	Reference	Part
		R1, R2, R3, R4, R5, R6	10k
1	6	U1	4071
2	1	U2	4081
3	1	U3	4069
4	1	U4	4016

Parts are available from Digi-Key Electronics, Thief River Falls MN.

Drilled and etched PC boards are available from FAR Circuits, 18N640 Field Ct., Dundee IL 60118, for \$4 plus \$1.50 S & H.

Move Up In Class with



Books and Code Courses

Upgrade your ticket with Ameco's help.



FCC Test Manuals contain all the latest, official FCC/VEC test questions with answers. Plus, easy-to-understand discussion of each correct answer. Excellent preparation for all classes of amateur exams.

- Novice Class** Cat. #27-01 ... **\$5.95**
- Novice Class Theory Course** Cat. #23-01 ... **\$6.95**
- Technician Class** Cat. #28-01 ... **\$5.95**
- Codeless Technician Class** Cat. #78-01 ... **\$9.95**
- General Class** Cat. #12-01 ... **\$5.95**
- Advanced Class** Cat. #26-01 ... **\$5.95**
- Extra Class** Cat. #17-01 ... **\$5.95**

With our help, learning code is easy.

Ameco Code Courses on cassette tapes to help you prepare for the code test at the next level.

- Novice Course** (0-8WPM) Cat. #100-T ... **\$5.95**
- Senior Course** (0-18WPM) 2 tapes Cat. #101-T ... **\$10.95**
- Advanced Course** (8-18WPM) Cat. #103-T ... **\$5.95**
- Extra Class Course** (13-22WPM) Cat. #104-T ... **\$5.95**
- General QSO Course** Cat. #105-QT ... **\$5.95**
- Extra QSO Course** Cat. #106-QT ... **\$5.95**



Code Course for the PC for IBM PC/XT/AT or compatible. User friendly, random characters, send text from external data files, quiz sessions, all at any speed and tone. Includes Code learning book. (Specify 5-1/4" or 3-1/2" disk) Cat. #107-PC ... **\$19.95**

You can find AMECO books and tapes at your local amateur radio dealer.

AMECO CORPORATION

224 East Second Street ■ Mineola, NY 11501
Tel: (516) 741-5030 ■ Fax: (516) 741-5031

All products available directly, please add \$2.75 for S & H. Please write or call for complete catalog and price list.

DSP: The Whole Truth

*Everything you ever wanted to know about digital signal processing.**

**but were afraid to ask.*

by Ed Doubek N9RF

Designing Digital Processing into several police communication systems over the last few years produced some definite improvements in the quality of these systems. Applying the DSP principles to the reissuing of old recordings when they were released as compact discs has also helped to provide the quality the CD is noted for. This article will give you some insight into what the DSP systems can and cannot do, and will also suggest some low-cost modifications which can help to improve the quality of DSP-enhanced reception when used in amateur radio.

Digital Signal Processing seems to have taken the amateur radio community by storm. Many amateurs are not only asking how it works but how *well* it works. Manufacturers are rushing to provide this feature in new equipment so they can take advantage of this new-found miracle cure.

This article will give you a better insight into the working of a typical DSP system and will also provide a list of questions to ask yourself or a vendor when you are get-

ting ready to part with your hard-earned cash for a new station accessory.

Design of DSP Units

Figure 1 shows the hardware configuration of a typical Digital Signal Processing device. The hardware consists of an analog-to-digital converter that takes analog audio output of the receiver and converts it to a digital representation of the audio. The audio is processed in digital form and then converted back to an analog form with a digital-to-analog converter. It can then be amplified by a conventional audio amplifier and passed along to a speaker. After this processing, the final audio that is heard from the speaker can either be nearly identical to the original audio or it can be modified (corrected/improved) in the processing operation by removing unwanted distortion or noise from the audio signal. For narrow-band (communication) audio, a microprocessor operating at 30 to 40 MHz is typically used to enable several computations to be performed on each audio sample. The

typical sampling rate is at least two times the highest audio frequency to be processed. The NYQUIST rate is normally used since at this sampling rate the processor speed can be minimized and the distortion is minimal. The NYQUIST rate of sampling for a 3 kHz maximum transmitted audio frequency turns out to be 6 kHz.

In addition to the hardware, software is required to define the modification to be performed on the audio sample. The software is in fact the most variable part of the DSP system and causes the biggest variation in the DSP performance of the system. Normally one of two methods is used to program the processing. In the first case, an algorithm (formula) is used to process the signal and to generate the correction required to improve the audio. The second method is to look up the sampled audio in a table, then correct the audio based on what the table shows. In some cases, a combination of the two methods is used to correct the audio. Keep in mind that the more sophisticated the technique used, the more instructions per sample are required, and consequently the more expensive the software and the higher-speed hardware required to do the processing.

Features

Some DSP units are only suitable for eliminating heterodynes. Other units simply provide bandpass characteristics. The best systems employ an additional feature which provides a noise reduction mode as well as getting rid of white noise and pink noise. When purchasing a DSP unit, make sure the front panel gives you several modes of operation as well. If the mode switch provided is limited to just CW or SSB, it is probable the unit has either no noise reduction feature or one not adequately implemented.

Test Setup

Figure 2 shows the test arrangement that was used to determine what a DSP system can do to improve the quality of the audio and the intelligibility. This same test setup was also incorporated in a system to demonstrate the audio DSP technique to police departments. A cassette tape of good quality was mixed with a variable noise source to gradually reduce the intelligibility of the recording, then a comparison was made by switching in a JPS (NIR-10) DSP

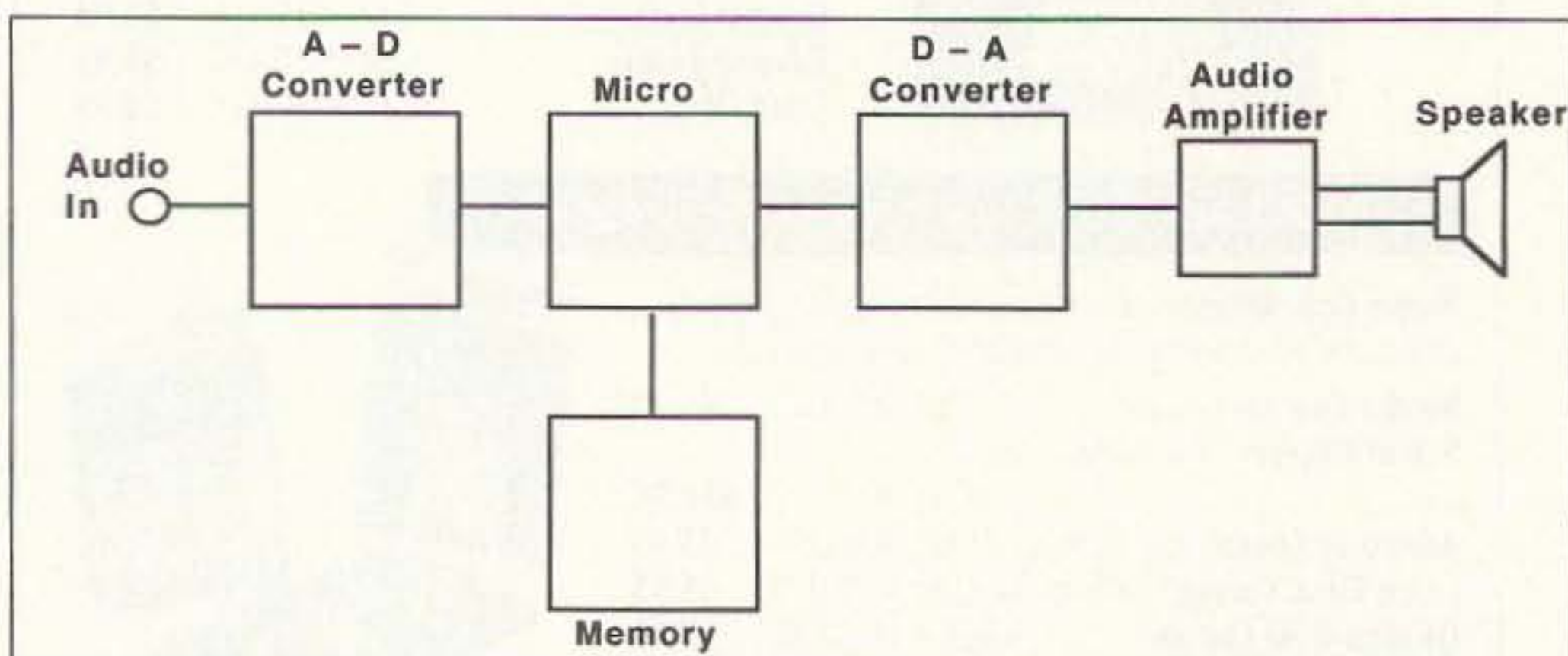


Figure 1. The hardware configuration of a typical Digital Signal Processing device.

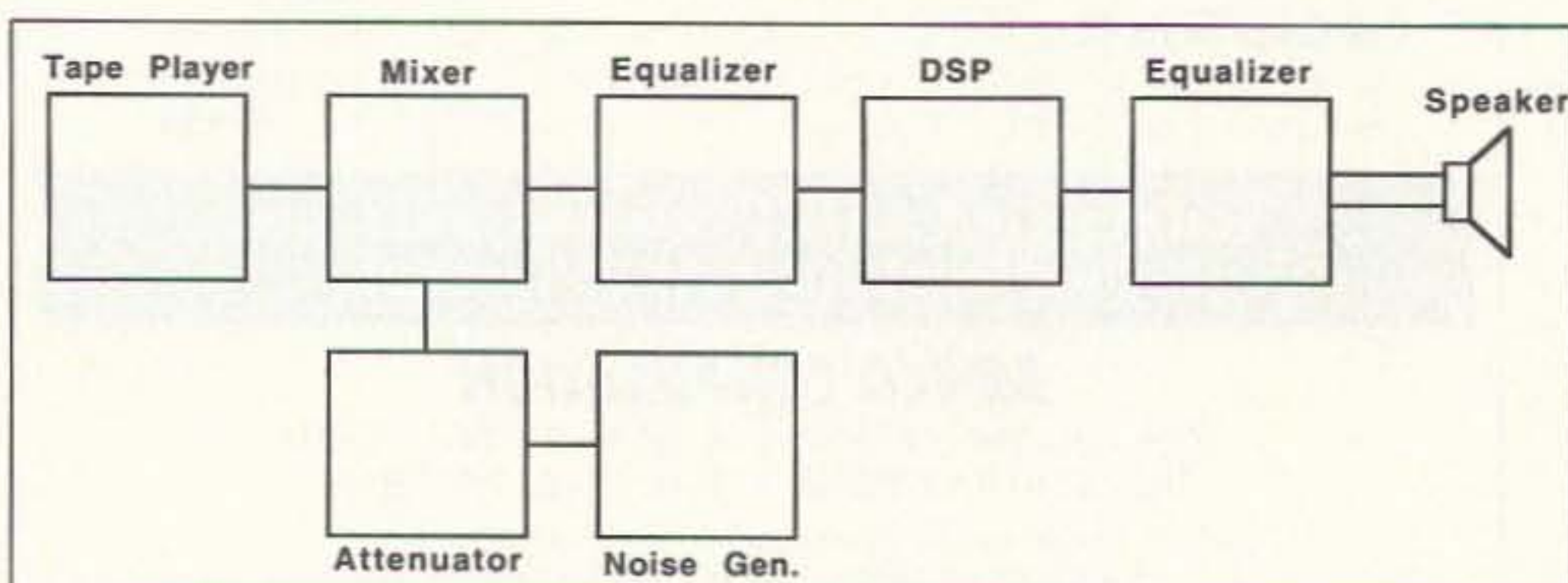


Figure 2. Test method.

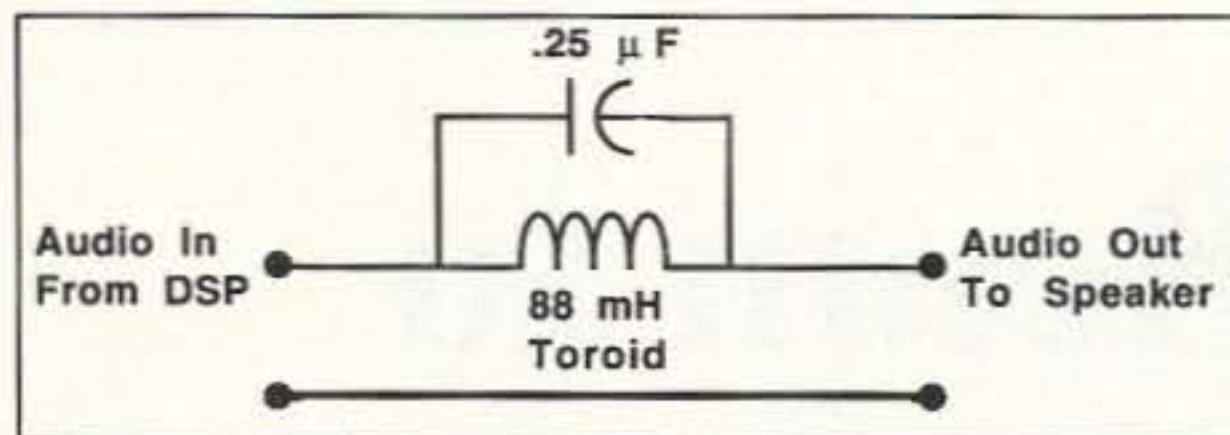


Figure 3. Minimal analog implementation.

unit. When compared with the bandpass mode, the NIR (noise interference reduction) mode provides some rather dramatic results on voice signals. Improvements of between 6 to 10 dB have resulted, depending on the particular voice characteristic being processed. In most cases, a complete removal of all heterodynes is accomplished. The results in the noise reduction mode are not quite as good on CW because slow-speed CW looks like interference and gets completely removed. Above about 10 wpm CW can be processed with reasonable results. However, the bandpass filtering modes greatly improve the CW mode because of the nonexistent ringing. Normal CW filters in a receiver usually introduce ringing and other distortion when set to narrow passband.

DSP's most dramatic feature is its ability to completely eliminate (to the tune of 40 or more dB) any combination of constant or slowly-keyed heterodynes. In many units, a signal lasting for three ms or so in the NF mode is considered by the software to be a heterodyne and is removed. When in the NIR mode, a suddenly-appearing tone is removed after approximately 300 ms.

Can DSP Be Improved?

Yes, DSP can be improved. One of the problems that DSP exhibits is that as the amount of DSP action is increased, the amount of harmonic distortion of the lower frequencies being processed increases as well, resulting in a loss of intelligibility. When copying a heavily-accented voice signal, the DSP signal is even harder to understand. It has been shown that this distortion can be significantly removed by a change in the algorithm used by the processor, or by using an analog filter, as shown in Figure 3. Using a very sophisticated algorithm may require a faster microprocessor.

Another problem with DSP results from highly processed audio in the transmitter. Many non-DSP transmitter audio processors result in an increase in the harmonic distortion of the audio in the area of 1 kHz. This causes a loss of intelligibility at the receiver, especially when heavy DSP is applied to the received audio. In the case of heavily clipped FM audio resulting from some types of deviation control, the received audio may be almost impossible to understand when combined with an excited operator, a time of audio stress caused by an emergency, or when working a new country.

The Best Answer

In Figure 4, a dual-section seven-, 10- or

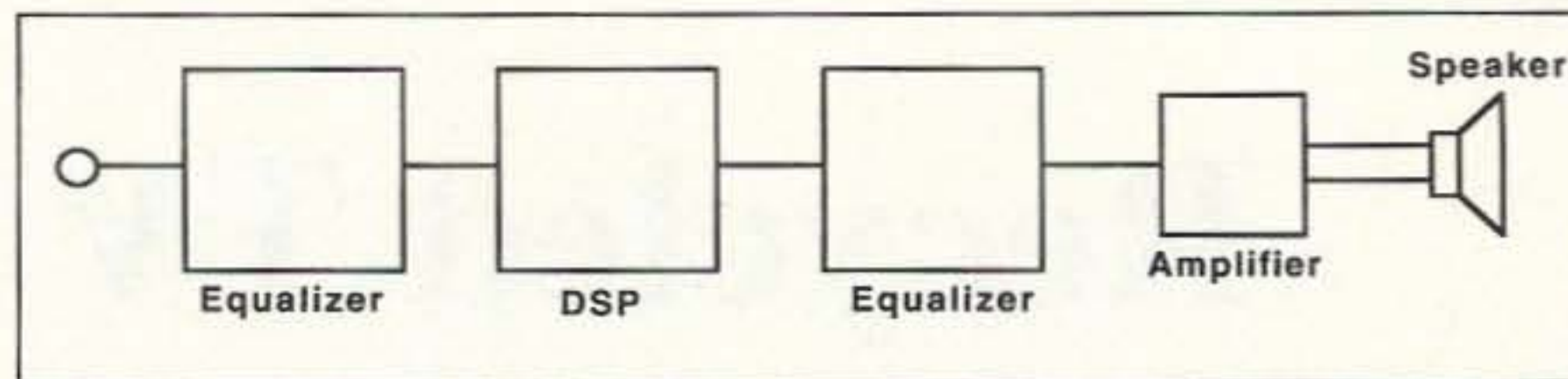


Figure 4. Note: Each equalizer is half of the stereo unit.

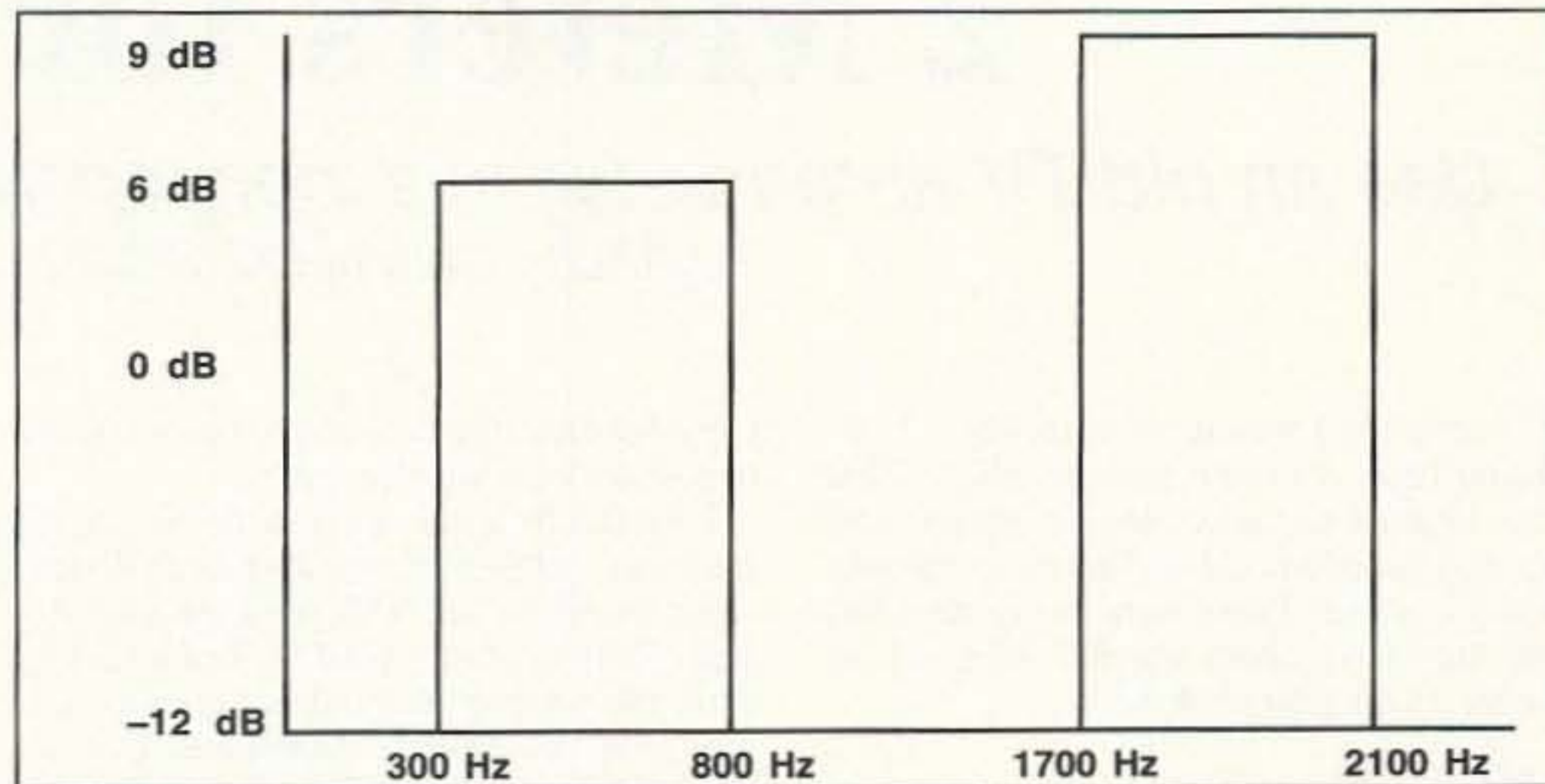


Figure 5. Equalizer curve.

15-band equalizer can be used to remove the audio response in the area of 800 to 1700 Hz. When one section of this filter is used to limit this band of frequencies ahead of the DSP unit and a second bandpass filter is used after the DSP unit, the improvement is dramatic and can almost double the effectiveness of the DSP system. When using this dual-band equalization, much of the distortion generated in the transmitter audio processor and received noise never enters the DSP unit and is never processed.

The second section of the equalizer is placed after the DSP unit and helps to improve the intelligibility of the processed audio. With this equalization, it has been shown that the audio can be intelligible with an increase of 3 to 6 dB of interference. A second benefit of this combination improves the intelligibility, even when using little DSP but while copying heavily compressed signals. For most receivers, cutting the spectrum below 300 Hz by at least 12 dB and the spectrum above 2.1 kHz by the same 12 dB removes all non-intelligence-bearing spectrum. The frequency range from 300 to 800 Hz should be boosted by 6 dB above the reference level of 0 dB and the spectrum above 1700 Hz boosted by at least 9 dB.

Even though the audio processing improvements discovered by NASA use different response frequencies than those used in these experiments, the results are similar because of the overall receiver passband dissimilarities.

DSP in the Transmitter

Experimentation using DSP on transmitting has shown little improvement in experiments when the standard bandpass characteristic is used in the DSP units. When the

dual-band audio processing curve is used at both ends of the path, DSP does come into its own. An additional 3 to 6 dB of improvement results from this dual DSP implementation by packing the intelligence into two narrow bands rather than one wide band and further improves the intelligibility. This system is like using a 1.6 kHz filter in an SSB receiver without encountering the distortion the narrow filter generates.

DSP at IF Frequencies

If extremely high-speed microprocessors were available, DSP could be feasible in an amateur receiver IF. Because of availability and cost, this type of hardware would be impractical for amateur radio with today's state-of-the-art capabilities. Some pseudo DSP HF units have been implemented with prototype hardware, but they are not practical at this time. With DSP at IF frequencies, this filtering could theoretically place the receiver filtering much closer to the antenna, where it belongs.

Summary

Even without the DSP unit, the equalization curve shown in Figure 5 can be used after a receiver. These seven-band equalizer units are available for \$60 new, or can be obtained at many hamfests for \$15 to \$20. The more versatile 10- or 15-band equalizers make the implementation of this audio curve more accurate. Whether or not you are using DSP, the addition of audio correction to the audio output of your receiver can improve weak signal work, especially on 160 and 80 meters and VHF and UHF DX-ing.

Don't throw away your antenna just yet . . . DSP is good, but it has to have some signal to work on.

Recycled TV Beam to 2 Meters for \$2

Use an old TV antenna for this inexpensive, two-hour project.

by Marty Gammel KAØNAN

Last spring I was asked to supply a 2-meter beam for our local radio club's Field Day satellite contacts. Not having an extra beam, I found an old TV antenna someone had given me. There were many elements and the square boom was 92" long, perfect for the 11 dB gain needed.

Construction

First, I had to clean the boom of all elements and hardware. To do this, I used an electric drill to remove the rivets. Then I used a Scotch-Brite pad to clean any rust or

corrosion from the now empty boom and the removed aluminum elements.

I looked in a few antenna books for dimensions, settling on closely-spaced dimensions based on the NBS standard yagi design. There are many good books for finding workable spacing and element lengths. Using the *ARRL Antenna Handbook*, I developed the dimensions in Table 1 after reworking the spacing guidelines to come up with a seven-element beam that could be used in either vertical or horizontal polarization.

These measurements and spacing should give, in theory, over 11 dB gain, with a front-to-back ratio of 20-25 dB and good side rejection. Bandwidth for 1.5 SWR edges goes from 144.5 MHz to 147.750 MHz with 1.01 SWR at 146.250 to 146.5 MHz. If the beam is to be dedicated to SSB operation only, increase element lengths by 3/16" per MHz to shift the center frequency of operation down toward the bottom of the band.

There should be enough material to make all the elements from the material that you

strip off the boom. With all the material I had left, all I had to do was start measuring, marking and cutting. Take great care to drill all the holes squarely. The elements may be mounted either all *on* the boom or all *through* the boom. Mounting the elements through the boom will make a stronger, long-lasting beam, with less chance of elements working loose in the wind. I used stainless steel screws for mounting all of the elements.

Matching

You will need to make a matching network for this yagi. I chose a gamma match made from a piece of 3/8" aluminum tubing 7" long with a piece of RG-8 coax 7.75" long. I used the regular RG-8 coax; if you use RG-8 poly-foam coax you may need to change the length of coax for the gamma match.

To duplicate my gamma match, find a rubber or plastic cap that fits tightly over the end of the gamma tube (see Photo C). Strip the outer jacket and shield from the RG-8

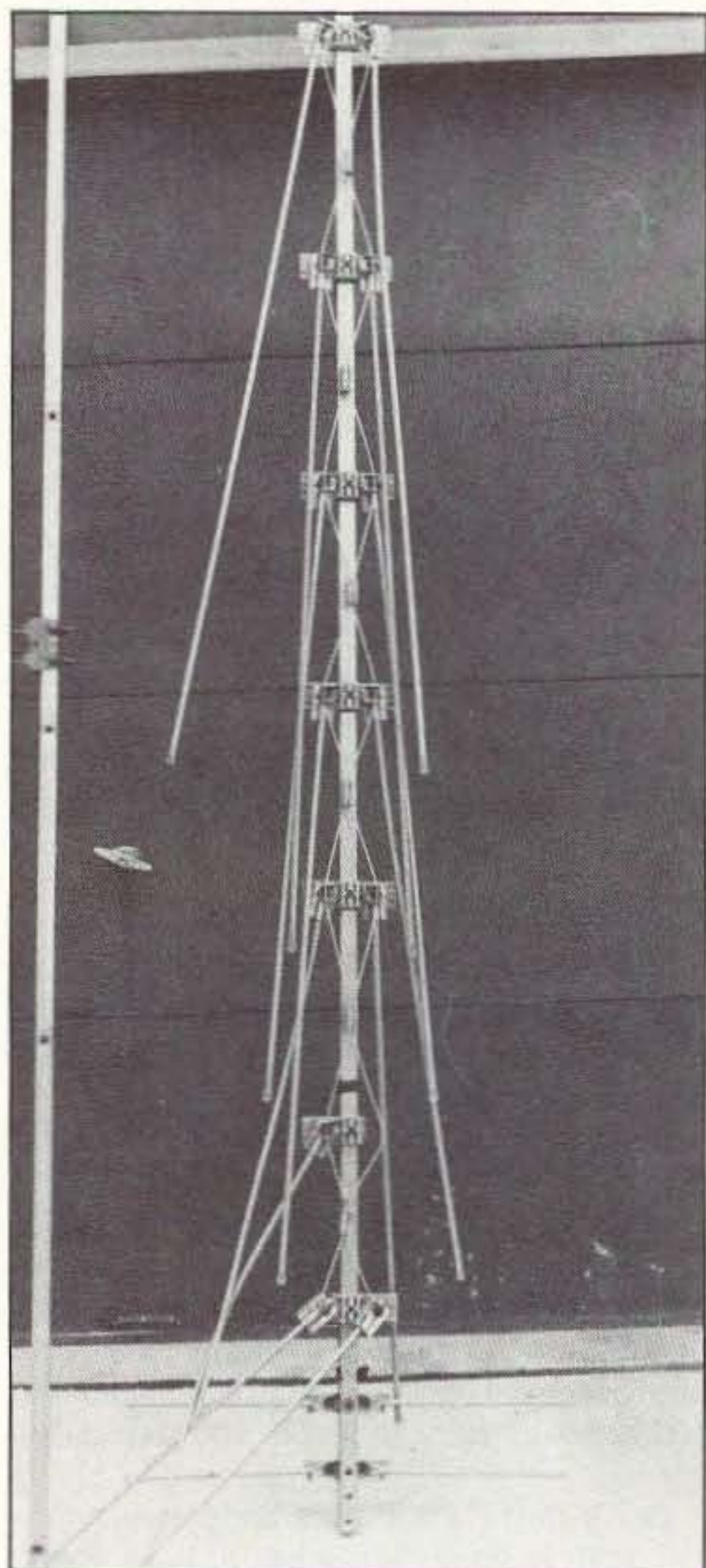


Photo A. The raw materials.

Table 1.	
Reflector length 40"	Spacing to driven element 15.75"
Driven element length 38.125"	Spacing to 1st director 11"
1st director length 36.875"	Spacing to 2nd director 15.25"
2nd director length 36.75"	Spacing to 3rd director 15.25"
3rd director length 36.25"	Spacing to 4th director 15.25"
4th director length 35.875"	Spacing to 5th director 15.25"
5th director length 35.675"	




Photo B. Drilling out rivets to clean off the boom.

ATTENTION

PUBLIC SAFETY ANNOUNCEMENT

Tampering with Motorola's Communication Technology is Nothing Short of a Crime.

Motorola has been at the forefront of communications technology for more than 60 years. Today, we offer a greater array of communications products than ever before. We are proud of our products and the vital services they bring to our customers which are of unparalleled public importance.

Theft of communications services and so-called High-Tech piracy threaten the entire communication industry's reputation for reliability. This conduct

not only damages the reputation of Motorola, Inc. and the communications industry, but undermines the very integrity of America's public and private communications services.

Motorola intends to combat this conduct by aggressively maintaining and enforcing its proprietary rights to its hardware and software technology. Anyone who has knowledge of illegal activities or has questions concerning such activities is urged to contact Motorola Inc. immediately at 1-800-325-4036. Contacts will be kept confidential and may be made anonymously.



Ⓜ and Motorola are trademarks of Motorola, Inc., © 1993 Motorola, Inc.



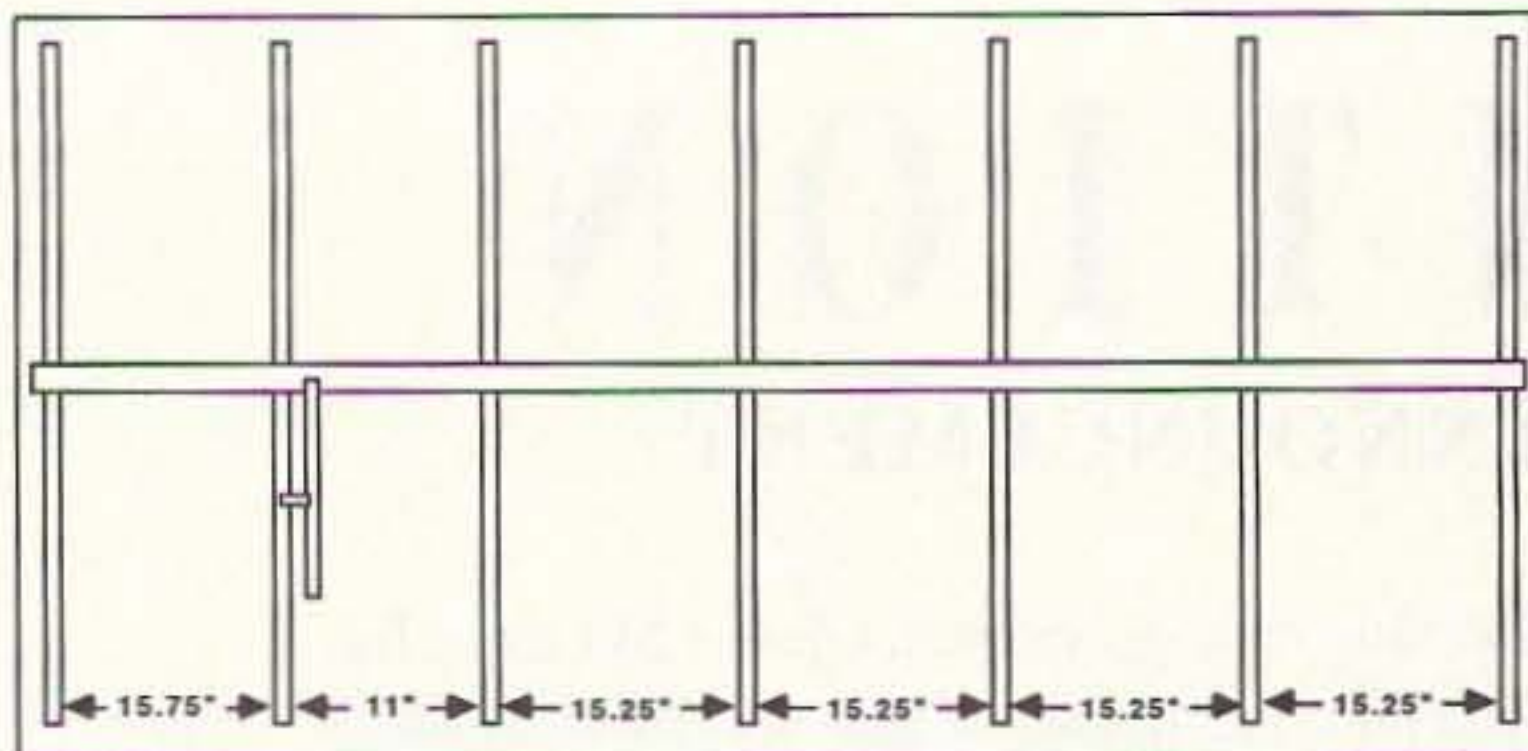


Figure 1. KAØNAN's 7-element 2 meter beam.

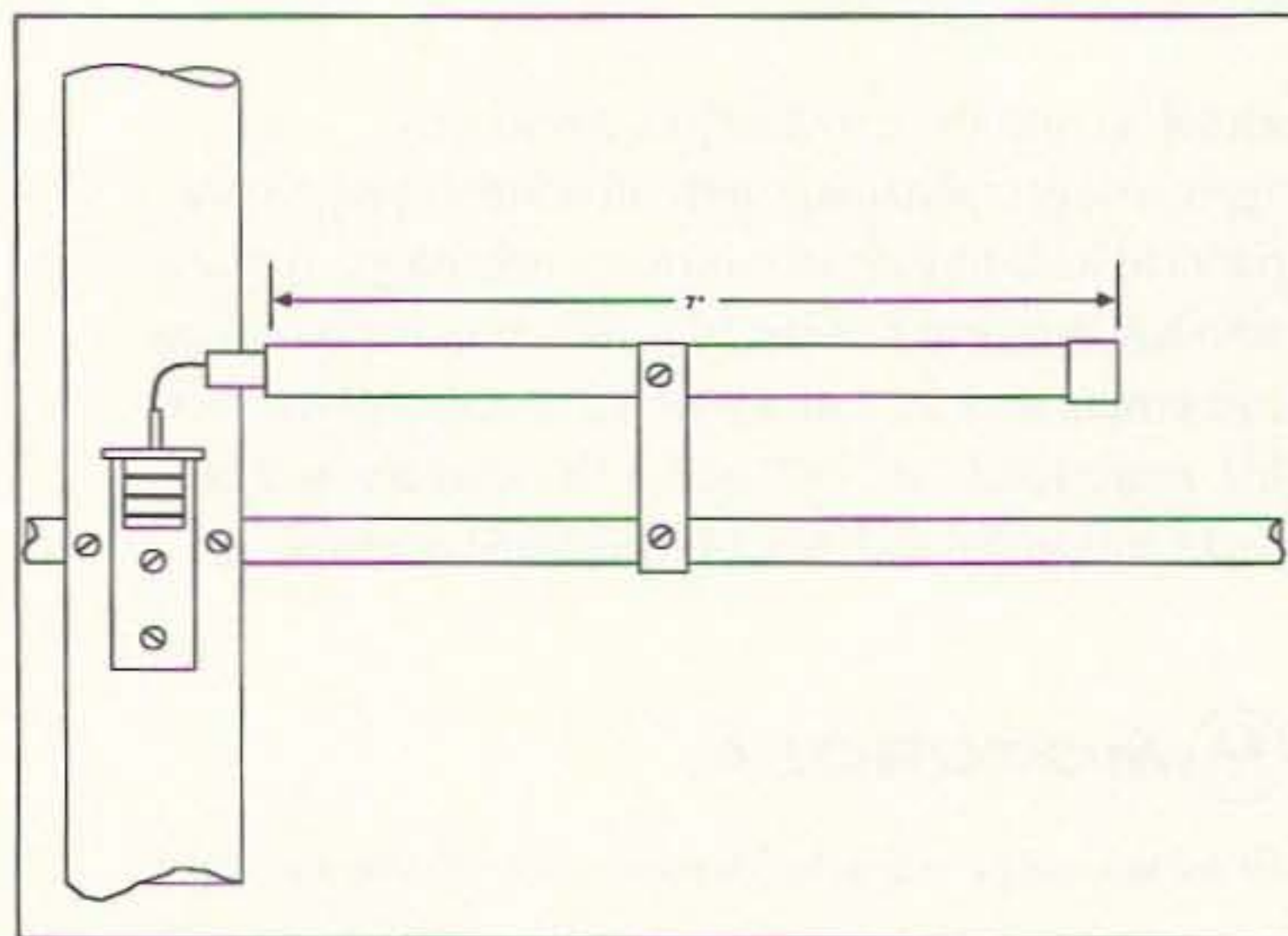


Figure 2. Gamma detail.

section of coax. Mount the center conductor and dielectric with a 1/2"-wide strip of aluminum or copper formed around the middle of the 3/8" tubing (see Photos C and D). Then mount an SO-239 panel mount connector to the boom with a piece of aluminum or copper perforated strapping. I was lucky enough to have some copper pipe hanger straps in my junk box to use for this.

Matching a gamma is fairly easy once you have the beam assembled. Mount the completed antenna on the mast about 7 to 8 feet above the ground. Set your radio to the center frequency that you designed for, place an SWR bridge between the radio and the antenna, then apply low power for your test transmission. Carefully note the SWR reading and slide the gamma in or out of the

Builder's Notes

A 1/4" drill bit should work well for drilling out the rivets holding the old elements to the boom. If you can get more than one old TV antenna to use as an element source, grab it—you can always use the extra materials for your next antenna project. When drilling the holes for elements, be sure that the elements fit snugly to help maintain squareness with the boom. You can cut the elements to length with a hacksaw, but file the rough-cut end smooth to ease the assembly of the beam. For the mounting screw holes I used a 1/16" drill bit; the screws should fit snugly.

Take your time when drilling and installing the elements to make sure that they are all centered and square to the boom.




Photo C. Gamma parts.




Photo D. View of the gamma.

gamma tube until you find the best match. Tighten the gamma to the driven element and you will be ready to install the antenna permanently.

Elements mounted out of alignment will distort the pattern and reduce the gain of the antenna.

Decide if you are going to mount the beam vertically or horizontally before drilling the element holes so that you can have the holes for clamping the boom to your mast in the proper plane. When the beam is to be vertical, you need to use a non-conducting mast to avoid detuning the beam and skewing the pattern.

I hope you enjoy using this beam and make many contacts with it. This project should take only a couple of hours from start to finish, once you have all the materials on hand.

Many thanks to John Berglund KØUBA for his help in editing this article.

73



Photo E. The completed beam.

Parts List

- Old TV antennas
- Electric drill or drill press
- 1/4" drill bit
- 1/16" drill bit
- Tape measure
- SO-239 panel mount fitting
- 1/2"-wide metal for gamma hanger
- Stainless steel screws (3/4" #4 self-tapping)
- RG-8 coax (short piece)
- Soldering iron
- Screwdriver
- Hacksaw
- Metal file
- Scotch-Brite pad
- 7" piece of 3/8" aluminum tubing
- Rubber or plastic cap for the gamma
- Marking pen or scribe (to mark measurements on metal)

NAMLULU

NN8Z

Communications

COMPUTER SOFTWARE FOR 'HAMS'

1. QSL RECORD\$19.95
LOG PROGRAM\$16.95
CQ5 CQ WW WPX SSB & CW.....\$14.95

Returns continent, country, capital prefix, DX-zone, ITU-zone, etc.

2. CAL CALCULATE\$17.95
Over 388 formulas, antennas, SWR, metric, horsepower, capacitors, etc.

3. PAL HAM PHONE/ADDR LIST\$11.95
Includes Call, country, etc.

4. PROGB1 THRU PROG09\$3.95ea.
Turbo Pascal Training Source Code

5. PC MELODIES\$4.95ea.
XMAS 1, CLASS 1, COUNTRY 1, BLUES 1, etc.

*"the alternative to the present
HAM software market"*

XT, PC, AT COMPATIBLE 5.25 OR 3.5 DISKETTES
Ohio residents add 6% sales tax

1120 MEADOWVIEW ROAD
WILLARD, OHIO 44890

73

CIRCLE 141 ON READER SERVICE CARD

NO MORE GUESSING WITH ANTENNA COMPARISON PERFORMANCE. The New "DIGI-FIELD" instrument has an extraordinary frequency response, DC to 12 GHz.

"DIGI-FIELD" can be used as a sniffer for 60 cycle noise sources, as well as intensity detector of microwave oven leakage. With visual clear reading, you can make your own calibration. Use for radiation gain/loss measurements, antenna patterns, polarization, adjustments helps to detect TVI, portable phones, car alarm transmitters, etc. Designed to be used with its own telescopic antenna or external antenna with PL 259 connector. Detector output connector for AM. "DIGI-FIELD" has a 3 1/2 LCD display with (9V) low battery indicator. Available in the normal model "A" or the NEW ultra sensitive model "B".



For only \$119.95 this could be the answer and the solution to your RF problems.

IC ENGINEERING

16350 Ventura Blvd., Suite 125, Encino, CA 91436

Info Phone: 818-345-1692

Fax: 818-345-0517 800-FIELD-58

Orders Only: 1-800-343-5358

CIRCLE 293 ON READER SERVICE CARD

PC POWER FOR YOUR SHACK

LOGic™ 3 The ultimate in amateur radio management software!

Complete logging--HF, VHF, satellite..., online tracking for any award, QSL management w/ QSL route facility, radio interfacing controls rig and logs VFO data, antenna rotor control, data terminal for all digital modes, unequaled packet spotting for DXCC plus zones, prefixes, and more, contesting with user-specified contest rules, full mouse support, windowed interface (Windows not required), customizable screens and reports, superb documentation and tech support, grayline propagation chart, interface to callbook databases, and much more. Specs: IBM 386SX, 2mb RAM. LOGic 3 is \$79. LOGic Jr. is \$39. Hard drive required. QSL route list and radio interface hardware available separately from PDA. Visa/MC. Free Infopakt

Personal Database Applications,
Dept 7, 2616 Meadow Ridge Dr,
Duluth, GA 30136. Ph 404-242-
0887. Fax 404-449-6687. Tech
supp 404-417-1899. Hours 8 am -
6 pm M-Th, 8 - 12 Fri.

\$40 Special To Charge You Up...

Periphex Power Packs for Longer QSO Time



replacements for	regular price
FNB-12 YAESU 600ma	\$ 54.50
BP-84S ICOM 1400ma	\$ 63.00
PB-13S KENWOOD 1200ma	\$ 49.75
EBP-24S ALINCO 1500ma	\$ 62.00

Now Only \$40 Each

- One Year Warranty
- Matched cell construction
- Case re-build service
- Long life, extended operating time
- Made for HAMS, by HAMS

Add \$4.00 Shipping & Handling for first battery.
\$1.00 for each add'l battery - U.S. only
Connecticut residents add 6% tax.

Available
from your
dealer...

PERIPHEX inc.

the only thing low about our charge is the cost...

1-800-634-8132

115-1B Hurley Road • Oxford, CT 06478 • (203) 264-3985 • FAX (203) 262-6943

CIRCLE 68 ON READER SERVICE CARD

DURA-FLEX® shock mounts silence spring-generated RF noise.



- **DURA-FLEX neoprene elastomer** significantly advances antenna shock absorption technology.
- **Eliminates RF noise** in duplex radio systems from metal-to-metal contact in conventional steel springs.
- **Drastically cuts whip vibration** which can damage or break antennas with steel springs on high-vibration vehicles.
- **Solid brass adaptors** molded into neoprene; braid totally isolated through center cavity.
- **Field-proven** against heat, cold, humidity and abrasion extremes.
- **Models** for roof, trunk or magnetic mounting. 2 meter, 220 MHz or UHF.

the antenna specialists co.



a member of The Allen Group Inc.
30500 Bruce Industrial Parkway
Cleveland, OH 44139-3996
216/349-8400, Telex: 4332133, Fax: 216/349-8407

"helping the world communicate"®

CIRCLE 6 ON READER SERVICE CARD

73 Amateur Radio Today • September, 1993 37

A Discone Just For Fun

Fun to design, build and use.

by L. Scott Hall KAØDAQ

“What’s wrong? Couldn’t you make the last antenna work?” My wife always says this when I’m working on a new antenna. Putting up and taking down antennas is what I do in amateur radio. Anyway, that was a year ago last fall. It was a discone.

Does a discone sound high-tech? That’s not how I made it, but it works.

First thing, when I decided on this project, I looked up what other people had to say about discones. Two references were found: *The ARRL Antenna Book* and *Home-Brew HF/VHF Handbook* by William Hood. I found Mr Hood’s book to be particularly useful.

Defining the Project

A discone is a vertically polarized antenna with a disc (a capacitive hat 0.68 x the base width) on top and a cone a quarter wavelength at lowest frequency, from the vertex (the point at the top) to the edge of the base (an equilateral triangle from the side). The base is a quarter wave in diameter (see Figure 1). Mr Hood states that the disc should be spaced 6" from the cone vertex at 14 MHz (no formula was given). A discone should operate over a large frequency range. My plan was to use it on 10 and 15 meters. I took these numbers and plugged them into my pocket computer to run them a few times.

- 10: Input F
- 20: $B=492/(2 \cdot F)$ or $B=150/(2 \cdot F)$
for metric
- 30: $D=0.68 \cdot B$
- 40: Print B,D
- 50: Go to 10

Nothing fancy here—just the bare bones. Where F equals the lowest usable frequency, B equals base diameter and D equals the disc diameter.

The final design used 20.5 MHz as the lowest frequency because the SWR is supposed to rise rapidly at the lowest usable frequency. 20.5 MHz is a little below the 15 meter band, but I wanted the SWR to be low all the way to the bottom of the band. And it made the math easy. My final dimensions were 8'2" for the disc, 12' for the cone, and 4" for the spacing (I guessed for the spacing).

Before beginning I had to determine the number of radials to use. My reference book said one radial every 1/50 of a wave. That

would be 38 or 40 radials. I didn’t believe this number, so I did some experimenting.

Modeling

I decided to build a model. The commercial FM band (88-108 MHz) often uses dual polarization. A discone should work on the vertical portion. A tin can about 4" in diameter was used for the vertex, with a hole in the remaining end for the coax, and 12 small holes punched around the open end to attach the cone radials. The coax is fed through the open end, then through the coax hole, with the braid pulled back 2" and soldered to the can. The 2" of insulated center conductor is fed through a 1" thick, 8" wide wooden disk. Two short screws hold the can to the disk. Any insulation on the coax above the wood

cut in the radials ends and crimped for a good mechanical connection.

After the top hat was up, I strung only two cone radials (stranded wire) from the can to start with (a stiff wire base loop was used to hold the radials in place). A small-diameter stick held to the vertex can by one screw was all the support needed. Hooking this up to an FM receiver with a signal strength meter, I was surprised to find it bidirectional. Adding a third was better. After six radials, gain was not noticeable on my equipment. I guess 1/50th of a wave for radial spacing meant without a base wire.

Since I planned on using a base wire to tie all the radials together, I decided on 15 radials per wave, or 12 for this antenna. I chose 12 radials for a better SWR on 10 and for lots of capture area.

Mounting Problems

The cone and disc for the full-size discone are very much like the test model’s: a circle of plywood holding six elements, with the far ends shorted together to form the disc and 12 stranded copper wires hanging from a tin can and attached at the bottom to the base loop. The real problem is the supporting hardware. Holding up a tiny model is a lot easier than a disc over 8' across. The parts for this antenna sat around a long time before I finally came up with something I thought would work.

I always knew I’d use a 1-1/2" steel mast for supporting the antenna, but how could I attach it without any possibility of shorting out the cone and disc, yet still holding the disc 4" above the cone?

Mounting Solutions

The mount (spacers) consists of three pieces of 2x4 and a 5" circle of plywood (the 2x4s are 15", 8" and 3-1/2" long). First the 15" and 8" 2x4’s were glued together (I used a hot glue gun) with their centers aligned (see Figure 3). A 1/2" hole drilled down the center gave me room to feed the coax through.

I heated up the glue gun again and stuck these two, the large end, to the bottom of the disc. I made sure that the hole in the disc and the spacers were lined up right. The can already had 12 holes punched in it for the radials and the coax hole in the remaining end. After slipping the coax through the hole I stripped off 5" of insulation, then bent



Photo A. The discone.

is stripped off. I poked a hole in the center of the tin can lid (the one removed to empty the can) and soldered it to the center conductor on top of the disk. The disc radials (six broken TV antenna elements cut to 11") were attached with screws, and the outside ends joined with a copper wire through a slit



CALL OR WRITE FOR SPECIAL QUOTE

WE SELL-TRADE
NEW & RECONDITIONED
HAM EQUIPMENT!



"AMERICA'S MOST RELIABLE AMATEUR RADIO DEALER"
Serving Amateur Radio Operators Since 1937
182 North Maple • P.O. Box 73
Watertown, SD 57201 (Next Door to the Wild, Wild West)



Too busy
to mosey on
in? Mail and telephone
orders are welcome!



HONKY PARDNER

Welcome to the ol' Burghardt Amateur Center "BAR NONE" ranch of brand name HF equipment - - one of the finest SPREADS of quality merchandise in the territory!!

Get off your saddle & mosey around our corral for a short spell and see our New SSB & CW transceivers, linear amplifiers along with accessories. It's a real DUDE'S DELIGHT! We've got a whole chuck-wagon full of dandy deals sittin' round the ol' campfire, everything from A-Z. Of course, you can never tell when that new kid on the block comes riding into town!

Been quite a showdown of late 'tween the Kenwood TS-950SX, Icom IC-781 and Yaseau FT-1000D. Waitin' in the wings to *gun down* the winner is that new *Stranger in Town* — the Kenwood TS-50S. Each packs a "six-shooter" (160-10) trying to gun down the competition. Also they's got a full General Coverage Receiver (If dat don't beat all!).

Of course, the *old timers* (Used Equipment) still hold their own against those younger *rustlers* offering many of the same dad-burn features of the younger fellas but not *requiring the sheckles!*

So it makes no difference whether ur prospecting for gold, or just driftin' through — chances are we've got just the right *critter* for you - - and we're ready for some real *wild & wooly horse trading*. Round-Up a Posse, ride the ol' stagecoach, paddle a canoe or (what the heck) just phone us, write or come on down. Whatever ur means, now's the time to *Wrangle a Deal!!* Nearly all makes and models in stock for immediate delivery and , remember, when it comes to service — we're the "fastest gun in the west"— East, North, South for that matter!! All trails lead to **Watertown & Burghardt Amateur Center, the hams' Home on the Range.** As the sun rises higher, we will be ready to serve ya for anything ya need. So pardner— *let's move 'em out!!*

Sales Order Line
1-800-927-HAM1(4261)
For Technical & Info.
(605) 886-7314
FAX **(605) 886-3444**

When it comes to FAST DELIVERY, HONEST DEALING and PROMPT/DEPENDABLE S-E-R-V-I-C-E back-up We don't just advertise it — WE GIVE IT!

- ~ WE SERVICE WHAT WE SELL ~
- AEA
 - Alinco
 - Ameritron
 - Amphenol
 - Ampire
 - Antenna Specialists
 - Astron
 - B & W
 - Belden
 - Bencher
 - Bird
 - Butternut
 - Centurion
 - CES
 - Comet
 - Cushcraft
 - Daiwa
 - Diamond
 - Hustler
 - ICOM
 - Kantronics
 - Kenwood
 - Larsen
 - MFJ
 - Mirage/KLM
 - Outbacker
 - Palomar
 - Radio Callbook
 - RF Concepts
 - Ritron
 - Rohn
 - Telex/Hygain
 - Ten-Tec
 - Unadilla/Reyco
 - Yaesu

we'll treat you

SELECTION

S-E-R-V-I-C-E

and

SATISFACTION!

STORE HOURS:
9-5 P.M. (CST)
MONDAY thru FRIDAY
OPEN SATURDAYS
from 9-1 P.M. (CST)
CLOSED
SUNDAYS/HOLIDAYS

WANTED!

DEAD OR ALIVE!
UR GOOD CLEAN
USED GEAR!!

High on the most wanted list are RECEIVERS, General Coverage in particular, LINEARS, TWO METER FM GEAR, 2 & 6 Meter SSB & CW GEAR and all-band SSB/CW Transceivers. Don't hold-out (or hole-up) any longer -- NOW'S THE TIME TO TRADE-UP!!

CALL OR WRITE FOR TRADE QUOTE TODAY!

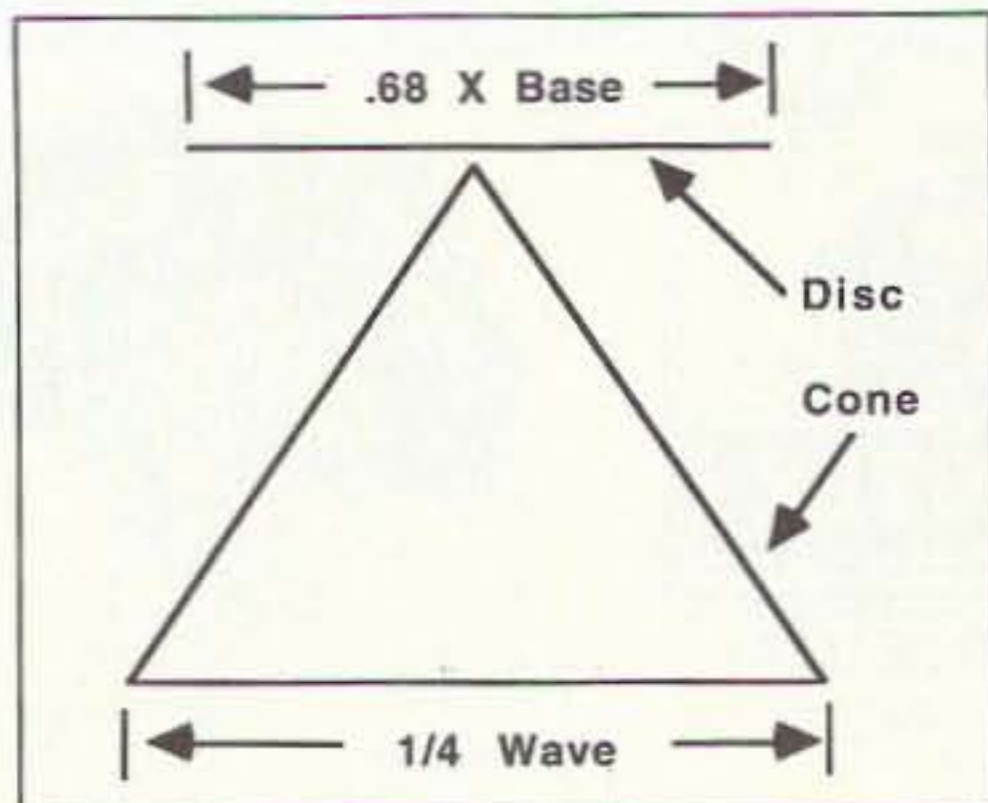


Figure 1. Discone measurements.

back and soldered the shield to the top of the can.

This is when I should have soldered the radials on to the can, but no, I did it the hard way. I slipped the center conductor through the center hole and, using more hot glue, pressed the can into place. I drilled a coax hole in the center of the 5" plywood circle and a mast hole in the 2x4 before gluing them together (see Figure 3). The plywood fit snugly into the can. And the mast, with the coax slipped through it, fit snugly into the 2x4 mast hole. This 2x4 collar keeps the mast from shifting. The plywood circle supports the weight of the whole antenna on the top of the mast.

Remember how on Field Day everyone puts up lightweight masts with guy lines? Now turn that picture upside down; that's how I hold the disc level. A guy line ring is mounted 3' down from the disc and four evenly-spaced ropes are tied from the edge of the 2' plywood disc to the guy ring (see Figure 2). This does a great job of holding

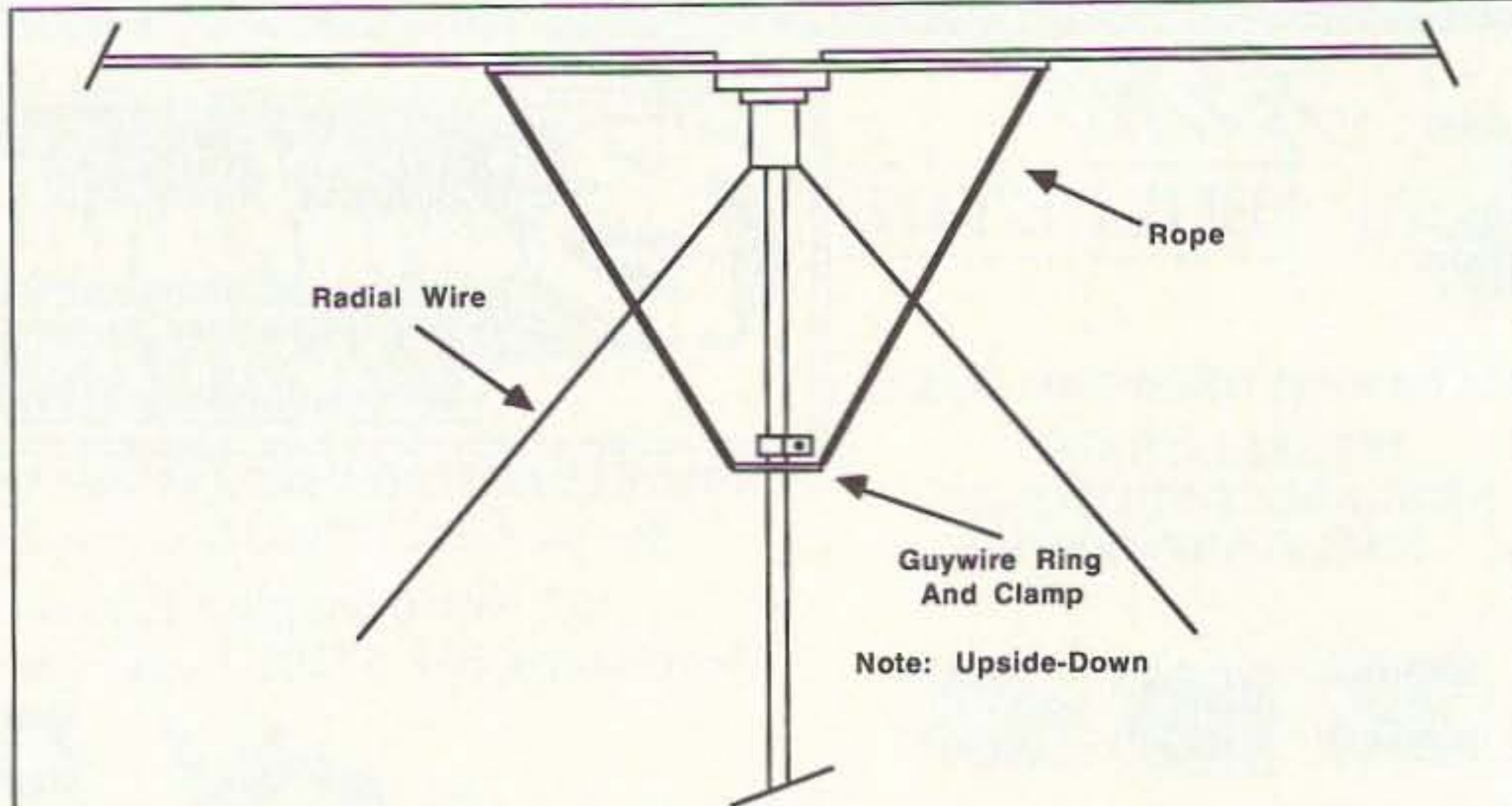


Figure 2. Guy ring mounting detail.

the disc steady.

A stiff wire simply wasn't going to hold 12 radials in place as on the model. I used a stranded wire for the base loop and six 6' sticks (1" x 1"). Two parallel holes were drilled in each stick, one through each end. While soldering the radials to the base loop, I slipped a stick on after every two radials. When all the radials and sticks were in place and the base wire was soldered together, I brought all six ends together around the mast and threaded a rope through the end holes. Then, taking up the slack, I pulled them all tight to the mast, like the spokes of a wheel, and tied them off level with the base loop.

Wrap Up

When I turned on the receiver the first

time I knew I had a winner, it worked great. Signals were coming in from everywhere. This antenna worked just like the books said it would: low SWR over a broad bandwidth, and a low angle of radiation for DX. At least this is true for the lowest 10 MHz I played with. Theory states the this discone should have a working bandwidth from 20.5 MHz to 205 MHz, but without VHF equipment I was unable to prove it.

My discone was fun to design, build and use. It had good receive and transmit qualities. I liked it, but it had some problems. Foremost, it pulls in signals from everywhere, not a good quality on crowded bands or in contests. With these qualities it might work well for a net control station, but not a good choice for your only antenna. 73

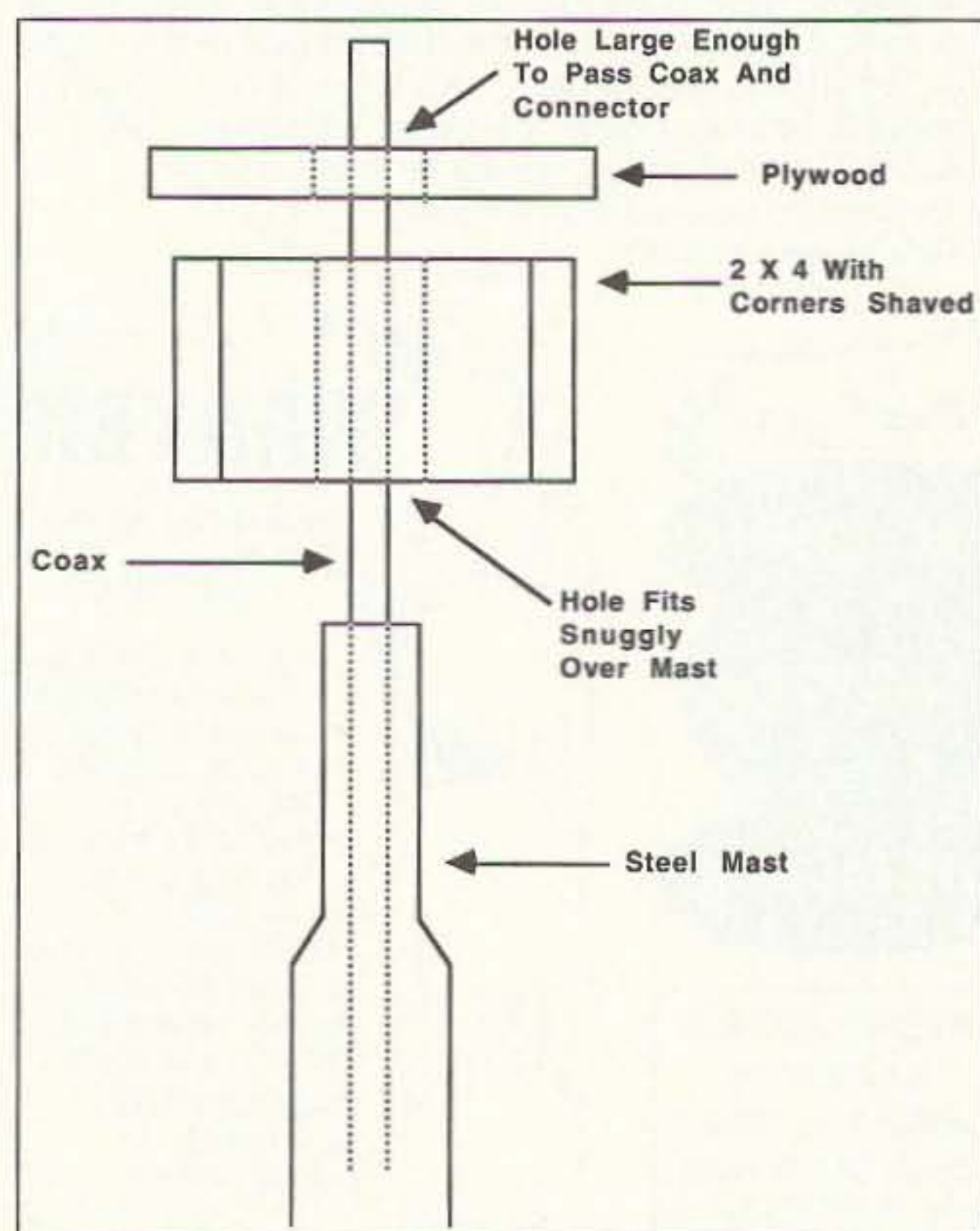


Figure 3. The 2 x 4 wood collar—plywood circle mounting detail.

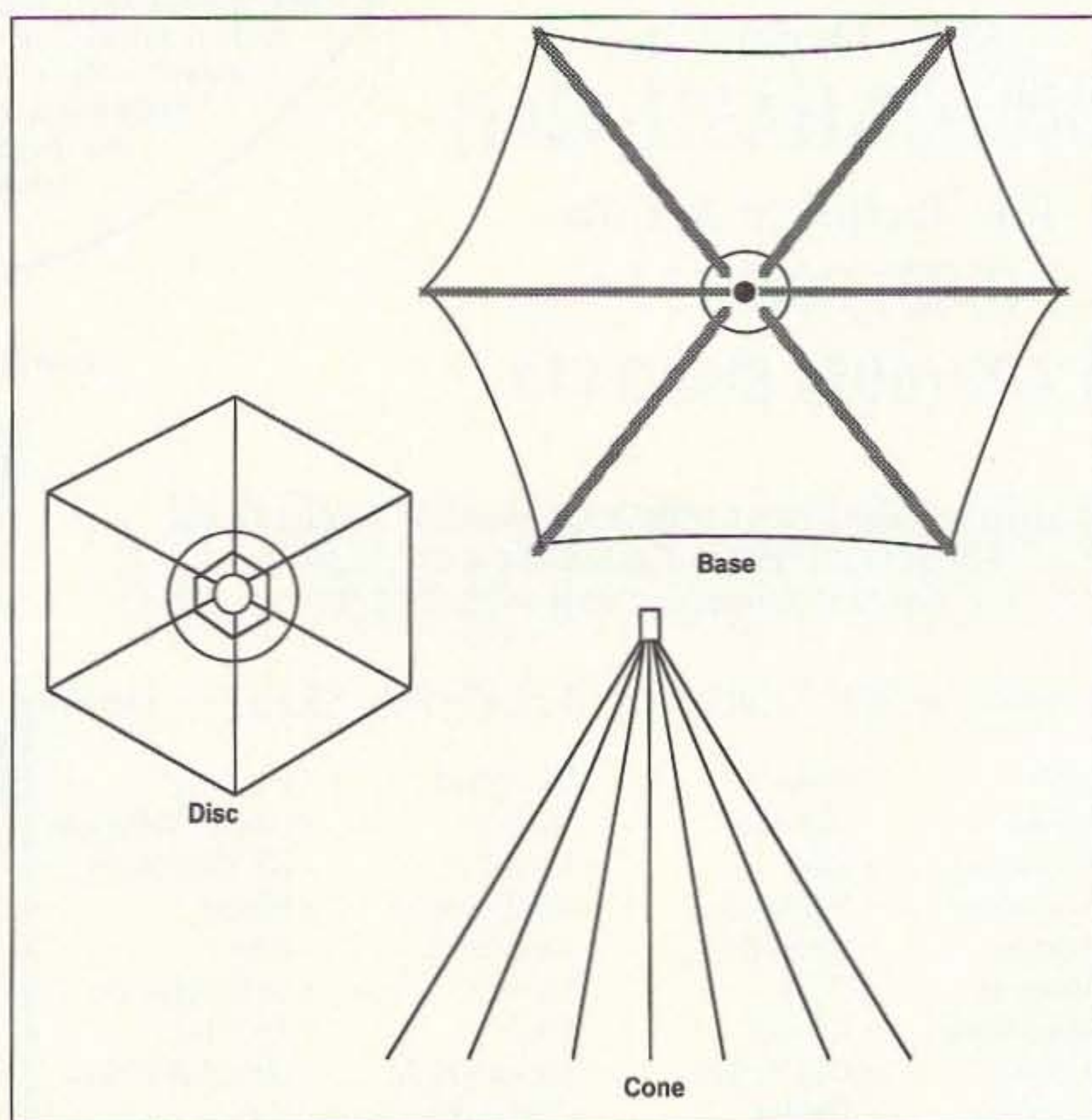

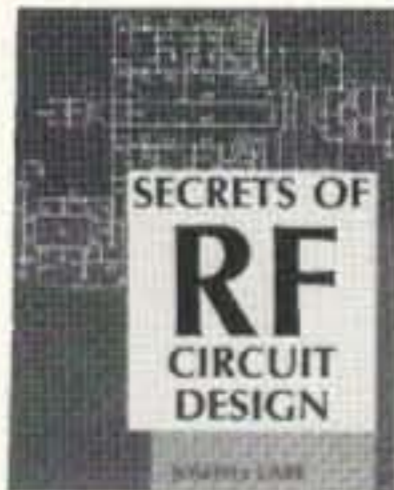



Figure 4. Base, disc, and cone detail.



3627P \$19.95



3710H-XX \$32.95
Counts as 2/Hardcover




3632P \$10.95




2790P \$15.95



037504H-XX \$39.50
Counts as 2/Hardcover



2880P \$15.95



3825H \$26.95
Hardcover



3475P \$18.95



3975H \$29.95
Hardcover



4111H \$27.95
Hardcover



3887H \$26.95
Hardcover



4179H \$27.95
Hardcover




1367P \$29.95




3270H-XX \$32.95
Counts as 2/Hardcover



2613P \$18.95




4139H \$27.95
Hardcover



2701P \$19.95




3886P \$13.95




3671P \$18.95



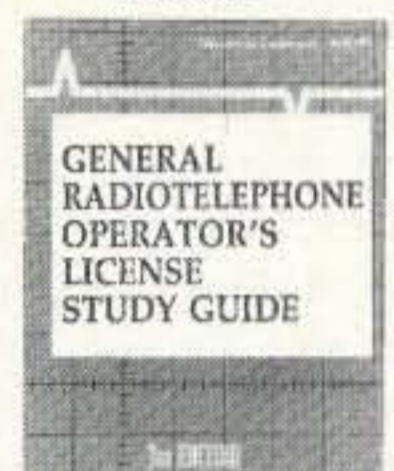
4122H-XX \$36.95
Counts as 2/Hardcover



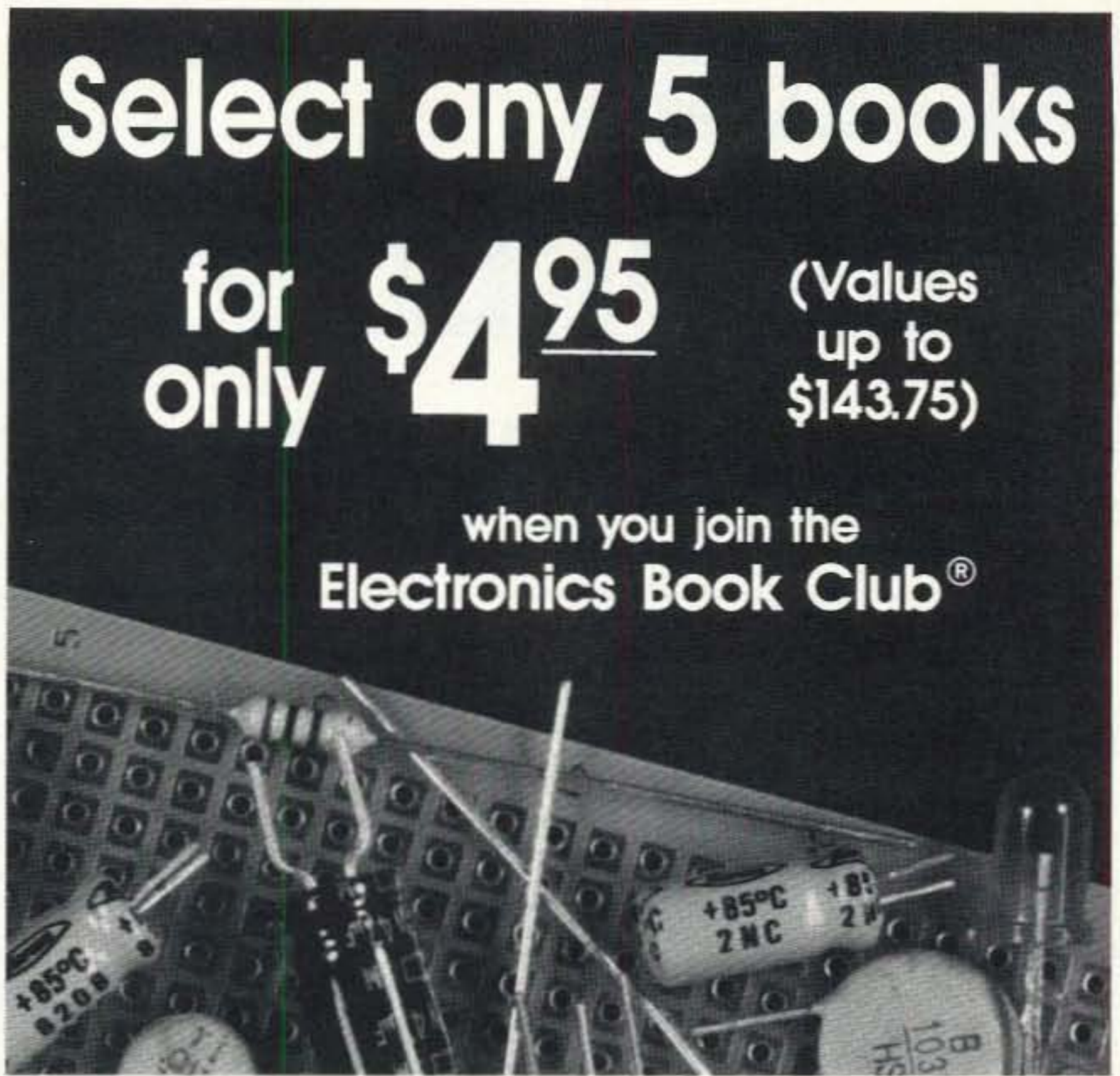
3672P \$18.95



9447P-XX \$16.95
Counts as 2



4075P \$17.95



Select any 5 books

for only \$4.95

(Values up to \$143.75)

when you join the Electronics Book Club®

As a member of the Electronics Book Club . . .

. . . you'll enjoy receiving Club bulletins every 3-4 weeks containing exciting offers on the latest books in the field at savings of up to 50% off regular publishers' prices. If you want the Main Selection do nothing and it will be shipped automatically. If you want another book, or no book at all, simply return the reply form to us by the date specified. You'll always have at least 10 days to decide. And you'll be eligible for **FREE BOOKS** through our Bonus Book Program. Your only obligation is to purchase 3 more books during the next 12 months, after which you may cancel your membership at any time.

Publishers' prices shown. All books are softcover unless otherwise noted. If you select a book that counts as 2 choices, write the book number in one box and XX in the next. A shipping/handling charge & sales tax will be added to all orders. ©1993 EBC

Your most complete and comprehensive source for the finest electronics books.

If coupon is missing, write to: Electronics Book Club, Blue Ridge Summit, PA 17294-0810

Electronics Book Club®

Blue Ridge Summit, PA 17294-0810

YES! Please send me the books listed below, billing me for just \$4.95 plus shipping/handling & tax. Enroll me as a member of the **Electronics Book Club** according to the terms outlined in this ad. If not satisfied, I may return the books within 10 days without obligation and have my membership cancelled.

--	--	--	--	--	--	--	--	--	--

If you select a book that counts as 2 choices, write the book number in one box and XX in the next.

Name _____

Address _____

City/State _____

Zip _____ Phone _____

Valid for new members only, subject to acceptance by EBC. Canada must remit in U.S. funds drawn on U.S. banks. Applicants outside the U.S. and Canada will receive special ordering instructions. All books are softcover unless otherwise noted. Publishers' prices shown. A shipping/handling charge & sales tax will be added to all orders. STAR993

73 Review

by Larry R. Antonuk WB9RRT

DIGI-FIELD Field Strength Meter

IC Engineering
 16350 Ventura Blvd., Suite 125
 Encino CA 91436
 Telephone: (818) 345-1692
 Fax: (818) 345-0517
 Orders: (800) 343-5358
 Price Class: \$120

My first antenna was a 40 meter dipole, stretched between two pine trees in the back yard. The center insulator was a piece of Plexiglas. The unsupported coax hung down from the center of the antenna and draped across the telephone wires, eventually making it into my bedroom window. Not having much in the way of adult electronic supervision, I had simply stripped the coax back and soldered it to the wires at either side of the insulator. This worked pretty well, and gave me a low VSWR as well as a feeling of great pride. I began racking up contacts that were several states away! However, it wasn't long before my range started to decrease. I tested the antenna, and the VSWR was still quite low. I didn't have a real power meter, but the meter readings on my trusty ol' Drake 2NT were the same as always. It even lit up my dummy load (100 watt GE Soft-White) as bright as always, but my buddy could barely hear me across town. What was up?

It took a visit from an Elmer to point out the obvious problem. In my haste to erect the antenna I had simply soldered the coax to the wires at the insulator. I hadn't even looped the coax over the insulator for strain relief. Rain was collecting on the dipole elements, running downhill to the insulator, and filling my unprotected coax up to the brim. It only took a few showers before my cheap TV-store coax had a saturated dielectric, and was acting more like a dummy load than a transmission line. I had plenty of power going into the line at the transmitter, but none of it was making it out to the antenna. My 75 watts of crystal-controlled CW signal was simply heating up the coax. In retrospect, it seems that anyone with half a brain would never have had this problem in the first place. However, it did teach me that things electronic are seldom exactly what they seem, even if the tools you have tell you that everything is in order.

The Solution: A Field Strength Meter

There was only one tool that would have given me an indication of my problem, and that was something that would have measured the strength of the actual field being radiated from the dipole. Strangely


enough, the device is called a Field Strength Meter. (In actuality, the other method would have been to measure the power at the junction of the coax and the antenna. This method has been suggested in various texts, but I had a problem with it. For one thing, I didn't have a power meter. More importantly, I never figured out how to get up to the junction of the dipole when it's strung between

two trees with the feedline dangling straight down. My family didn't own a bucket truck. (This is another one of those things they just didn't explain in the *Handbook*.) In any event, had I taken a couple of reference readings with a field strength meter and jotted them into my log book, I would have had a pretty good idea of where the problem was. At least I would have understood that there was a real problem, and that I wasn't just losing my marbles.

A new entry in the field strength meter field is the DIGI-FIELD unit, produced by IC Engineering of Encino, California. The DIGI-FIELD is a self-contained battery-operated field strength meter in a 3" x 4.2" x 1.5" heavy-duty plastic box. The unit comes with a 3-1/2 digit LCD display, an SO-239 connector, and an output jack for monitoring the demodulated (AM) signal. The range of the meter is from DC to 12 GHz, which should cover most of your ham applications. (By the way, IC Engineering is happy to supply spec sheets and charts on request.)

The basic design of any field strength meter is fairly simple. An antenna feeds an RF signal to a diode rectifier. The rectified voltage is then filtered by a capacitor, and the resulting DC voltage is measured by a meter. This system has worked fairly well for years. The only problem with it is that it takes a fair amount of energy to produce enough force to deflect even the most sensitive meter movement. In other words, the standard field strength meter tends to be somewhat "deaf." Several schemes are available to increase the sensitivity of the units—some use tuned RF filter circuits that resonate at the desired frequency, some use broadband amplifiers, some use a simple transistor amplifier that follows the detector diode.

The DIGI-FIELD meter approaches the problem from another angle. It does away with the mechanical meter movement, replacing it with a solid-state LCD display. The input impedance of the digital meter is much higher than any mechanical meter, so less voltage is required to produce a usable reading at a given frequency. The result is a higher sensitivity meter with no front-end to tune. As an example, a standard tuned-RF



The DIGI-FIELD Field Strength Meter.

single-transistor field strength meter was compared to the DIGI-FIELD. Feeding a signal into the standard meter with a signal generator produced a "usable" needle deflection with an input signal of 500 mV at 146.000 MHz. The DIGI-FIELD meter produced a "usable" reading with only 80 mV. (Since the field strength meters compared had mechanical and digital meters that both read in relative, not absolute, units, this type of test may seem like "comparing apples to oranges." However, the minimum "usable" reading was that deemed to be useful during an antenna peaking operation, similar to tuning up a transmitter or perhaps foxhunting. This was actually about one-quarter scale on the mechanical meter, and about 1.0 units on the digital display.) This means the DIGI-FIELD is able to pick up weaker, more distant, or lower power signals.

So who needs a field strength meter? Well, if you've just picked up your first ham license you'll probably want to invest in one or two other instruments first—a good DVM, maybe a VSWR bridge. Then, if you find yourself drawn to antennas and antenna design, a good field strength meter is a necessity. The DIGI-FIELD can be used to plot the gain of various yagi antennas you might be building, or to compare one antenna to another. You can compare the effectiveness of various styles of antennas on your HT. Reference values can be taken on your HF antenna to make sure its performance is up to par. Around the shack, a field strength meter can let you sniff out bad coax connections or improperly grounded transmitters. As an educational tool, the DIGI-FIELD can be used to demonstrate the concept of gain, or antenna polarization.

Using the DIGI-FIELD

Operation of the DIGI-FIELD is quite straightforward—you turn it on and plug an antenna into the SO-239. RF measurements will appear on the display. Like most field strength meters, the readings are relative, and are normally used in a comparative manner. For example, to adjust the spacing on a yagi for maximum forward gain you might set up the antenna and meter a reasonable distance apart, and key the transmitter. Note the reading on the DIGI-FIELD, and make an adjustment to the antenna. Take another reading, adjust accordingly, and so on. The sensitivity of the meter can be adjusted by moving the telescoping antenna up and down, or by connecting a conventional antenna to the input jack. The DIGI-FIELD does lack a bar graph display, which would be handy in operations that are looking only for a peak, such as foxhunting. However, the LCD display does respond quickly enough to allow these types of jobs to be performed—just not as easily.

All in all, due to its high sensitivity and wide bandwidth, the IC Engineering DIGI-FIELD represents a reasonable investment, and antenna buffs will find it to be extremely useful.

THE FAMED 2 METER A. S. A. 9209

+9 db Co-Linear "MultiWave" Base Station Double 5/8 over 1/4 wave delivers up to +9 db gain. All fiberglass & solid aluminum construction. Fits masts up to 1-1/2". 2 Meter Base Station 10' length.


\$32.43

+ \$5.00 S&H
(SC RES. 5% SALES TAX)
CHECK IN ADVANCE OR C.O.D.
ALSO AVAILABLE IN 220 & 440



Model 9209
+9db

Tel: (803)293-7888 P.O. Box 3461
Watts: 1-800-722-2681 Myrtle Beach, SC 29578



"Service is the Reason For Our Success"

CIRCLE 18 ON READER SERVICE CARD

Say You Saw It In 73 Amateur Radio Today

VECTOR FINDER

ZERO-IN THE SIGNAL!

HAND-HELD PHASE SENSE ANTENNAS FOR VHF DIRECTION FINDING. USES ANY FM XCVR. COMPASS GIVES DIRECTION. ARMS FOLD FOR STORAGE. TYPE VF-142 COVERS BOTH 2-MTRS & 220MHZ. OTHER MODELS AVAILABLE. WRITE OR CALL FOR MORE INFO.

\$3.50 SHIPPING & TYPE VF-142
CA. ADD TAX) \$139.95 619-
RADIO ENGINEERS 565-1319
3941 MT. BRUNDAGE AVE.
SAN DIEGO CA.92111

CIRCLE 58 ON READER SERVICE CARD

Presenting THE K1FO 12 ELEMENT 144 MHz YAGI

Model: FO12-144

\$142.50

ELECTRICAL SPECIFICATIONS:
Measured gain.....12.6 dBd
E-Plane beamwidth.....34 deg
H-Plane beamwidth.....37 deg
Sidelobe attenuation
1st E-Plane.....-18 dB
1st H-Plane.....-15 dB
SWR.....1.13:1 typical
F/B ratio.....22 dB
Maximum power.....2000 Watts
Impedance.....50 ohm

MECHANICAL SPECIFICATIONS:
Length.....17 ft 4 in
Boom.....1.375" 6061 T-6 Aluminum
Elements.....1/4" Aluminum rod
Wind survival.....120+ MPH
Mast.....up to 2" diameter
Element Insulators.....Black Delrin
All Stainless Steel Element Hardware
Coax connector.....N-type
Weight.....11 lb

ALSO AVAILABLE
RA4-50, RA7-40, RA8-2UWB, FO12-144, FO12-147, FO15-144,
FO16-222, FO22-432, FO22-ATV, FO25-432, FO33-432, FO11-440
POWER DIVIDERS.....STACKING FRAMES

We supply those hard to find parts for the home builder
1/4" Delrin insulators \$10.95-50, Stainless keepers \$10.00/50
Add \$6 UPS S/H for each antenna, \$8 west of Mississippi
PA residents add 6% state sales tax.

RUTLAND ARRAYS
1703 Warren St. • New Cumberland, PA 17070
PHONE/FAX info (717) 774-3570 - Orders (800) 536-3268
DEALER INQUIRIES ARE INVITED 7-10 pm EST
CALL OR WRITE FOR OUR NEW CATALOG!

CIRCLE 71 ON READER SERVICE CARD

Satellite City... Now Radio City inc.

Check Us Out

- Warranty Service
- \$4th Air charge*
- Credit Cards Accepted
- Extended Hours

\$4⁹⁰*
For Air*
* in Continental USA
* under 12 lbs.

Mastercard/VISA & Discover Accepted

1-800-426-2891

YAESU



September Special FT-530

FT-1000D 20W, 160-10.3u	399.00	Call \$
FT-990 160-10.3u	299.00	Call \$
FT-767 20W, 160-10.3u	299.00	Call \$
FT-890/AT 10W, 160-10.3u	299.00	Call \$
FT-747 20W, 160-10.3u	299.00	Call \$
FL-7000 15M-10.3u	299.00	Call \$
FT-736V 10W, 160-10.3u	299.00	Call \$
FT-650 24/28/50 MHz	299.00	Call \$
FT-290R 25W, 160-10.3u	299.00	Call \$
FT-690 All Mod	299.00	Call \$
FT-790 70 cm, 2m	299.00	Call \$
FT-600 10W, 160-10.3u	299.00	Call \$
FT-5200/440 FM	299.00	Call \$
FT-2400 50W, 2m	299.00	Call \$
FT-212FM 40W	299.00	Call \$
FT-490 2m, 40W	299.00	Call \$
FT-411E 2m FM	299.00	Call \$
FT-811 70cm, FM	299.00	Call \$
FT-26R 2m, FM	299.00	Call \$
FT-415 2m, 2w, HT	299.00	Call \$

ICOM



September Special IC-728

IC-781 Deluxe	329.00	Call \$
IC-765 5th Cug	229.00	Call \$
IC-735 Gen	229.00	Call \$
IC-728 New Trans	229.00	Call \$
IC-729 New Trans	229.00	Call \$
IC-7000 15M-10.3u	299.00	Call \$
IC-71A 100kHz	299.00	Call \$
IC-275H 100W	299.00	Call \$
IC-475H 100W/440 FM	299.00	Call \$
IC-2410H 2m/40W	299.00	Call \$
IC-3250 10W	299.00	Call \$
IC-229A 25W, FM	299.00	Call \$
IC-229H 50W, FM	299.00	Call \$
IC-228H 2m, 40W	299.00	Call \$
IC-W2A 2m, 40W	299.00	Call \$
IC-24AT 2m 70 cm	299.00	Call \$
IC-2SAT 2m, HT	299.00	Call \$
IC-P2AT New 2m/40W	299.00	Call \$
IC-3SAT 220MHz WTT H	367.00	Call \$
IC-4SAT 440MHz WTT H	392.00	Call \$

KENWOOD

September Special TM-742A

TS-950S	299.95	Call \$
TS-890S	299.95	Call \$
TS-850S	299.95	Call \$
TS-450S	299.95	Call \$
TS-450S/AT	299.95	Call \$
TG-1450	299.95	Call \$
TL-922A-2m	299.95	Call \$
R-6900 100W	299.95	Call \$
R-2000 150 kHz	299.95	Call \$
RZ-1 500kHz 405 MHz cvr	299.95	Call \$

Complete Library including:
ARRL • RSGB • ARTSCI • W5YI

Radio City inc.
1-800-426-2891
METRO: (612) 786-4475
FAX: (612) 786-6513
2663 County Rd. I
Mounds View, MN 55112

NOW CANADA

CIRCLE 153 ON READER SERVICE CARD

Joseph J. Carr K4IPV
P.O. Box 1099
Falls Church VA 22041

The Boyd Electronics RF Sweep Generator

Building and experimenting with RF circuits can be performed with a simple continuous wave (CW) signal generator, but the avid technician quickly learns that an RF sweep generator is a real asset on the bench. A sweep generator repetitively tunes through its set range of frequencies, thereby allowing you to examine the frequency response of the circuit under test on an oscilloscope. Circuits that test better on a sweep generator compared to a CW signal generator include:

- High-pass and low-pass filters
- Bandpass filters
- L-C tuning circuits
- Antenna tuners
- Crystal, ceramic or mechanical IF filters
- RF amplifiers
- Video amplifiers
- IF amplifiers

Sweep generators are used by service technicians to test and align radio

and TV equipment, and they are also used by engineers and technicians in laboratory settings. The service grade sweep signal generators may be cheaper than laboratory models, but they usually don't cover all frequencies that amateurs need. The lab models are in the multi-kilobuck price range, so they are out of the game as far as most hams are concerned. Perhaps the best alternative is to build your own sweep generator from a kit.

Last month, an advertisement by Boyd Electronics (1998 Southgate Way, Grants Pass OR; 503-476-9583) in 73 caught my eye. They offer the Model RSG-30 RF sweep generator as a kit at a very attractive price. So, I contacted Jerry Boyd, and he shipped an RSG-30 kit for review. (He also offers two assembled versions, but considering most hams would probably build the kit, I wanted to assemble this one myself. Besides, building stuff is one of the fun parts of doing this column.)

RSG-30 Features

The Boyd RSG-30 offers sweep from 2 to 30 MHz, and has the stan-

dard 50 ohm load needed for RF circuit testing. The output level is approximately 100 mV RMS, and sweep width is variable from 5 kHz to 30 MHz. A negative 12 volt, 20 ms trigger pulse is provided so the oscilloscope can be triggered in step with the sweep (which makes the presentation coherent).

Three modes are offered in the Boyd RSG-30: CW, Video and Symmetrical. The CW mode outputs a continuous, non-swept signal (Photo A) on

"The lab models are in the multi-kilobuck price range, so they are out of the game as far as most hams are concerned. Perhaps the best alternative is to build your own sweep generator from a kit."

a single frequency set by the front panel FREQUENCY control. It can be used in the same manner as any RF signal generator. The VIDEO mode is a swept

mode in which the RF frequency is swept from 2 to 30 MHz, while the SYMMETRICAL mode is a swept mode in which the width of the sweep (min to max frequency) is set by a SWEEP WIDTH control on the front panel (5 kHz to 30 MHz). Photo B shows the waveform on my oscilloscope when the SYMMETRICAL mode was selected and the SWEEP WIDTH was set close to maximum (so it is similar to the VIDEO mode).

RSG-30 Internal Circuitry

Figure 1 shows the block diagram of the Boyd RSG-30 circuitry. The RF signal is formed by mixing together two other signals: the output of a 50 MHz crystal oscillator, and a 52 to 80 MHz voltage tuned oscillator (VCO). A VCO is a circuit in which the RF frequency is set by a tuning voltage applied to a voltage variable capacitance diode (or "varicap"). The output of the mixer is the 2 to 30 MHz difference between the crystal oscillator (XO) and VCO signals, and this signal is filtered in a low-pass filter to remove the remaining components of the XO and VCO. The 2 to 30 MHz filtered signal is amplified by a Mini-Circuits MAR-1 MMIC amplifier. These amplifier ICs have a natural 50 ohm output.

The sweep and tuning voltage section contains a clock-driven sawtoothed generator, as well as DC offset circuitry for setting the center frequen-

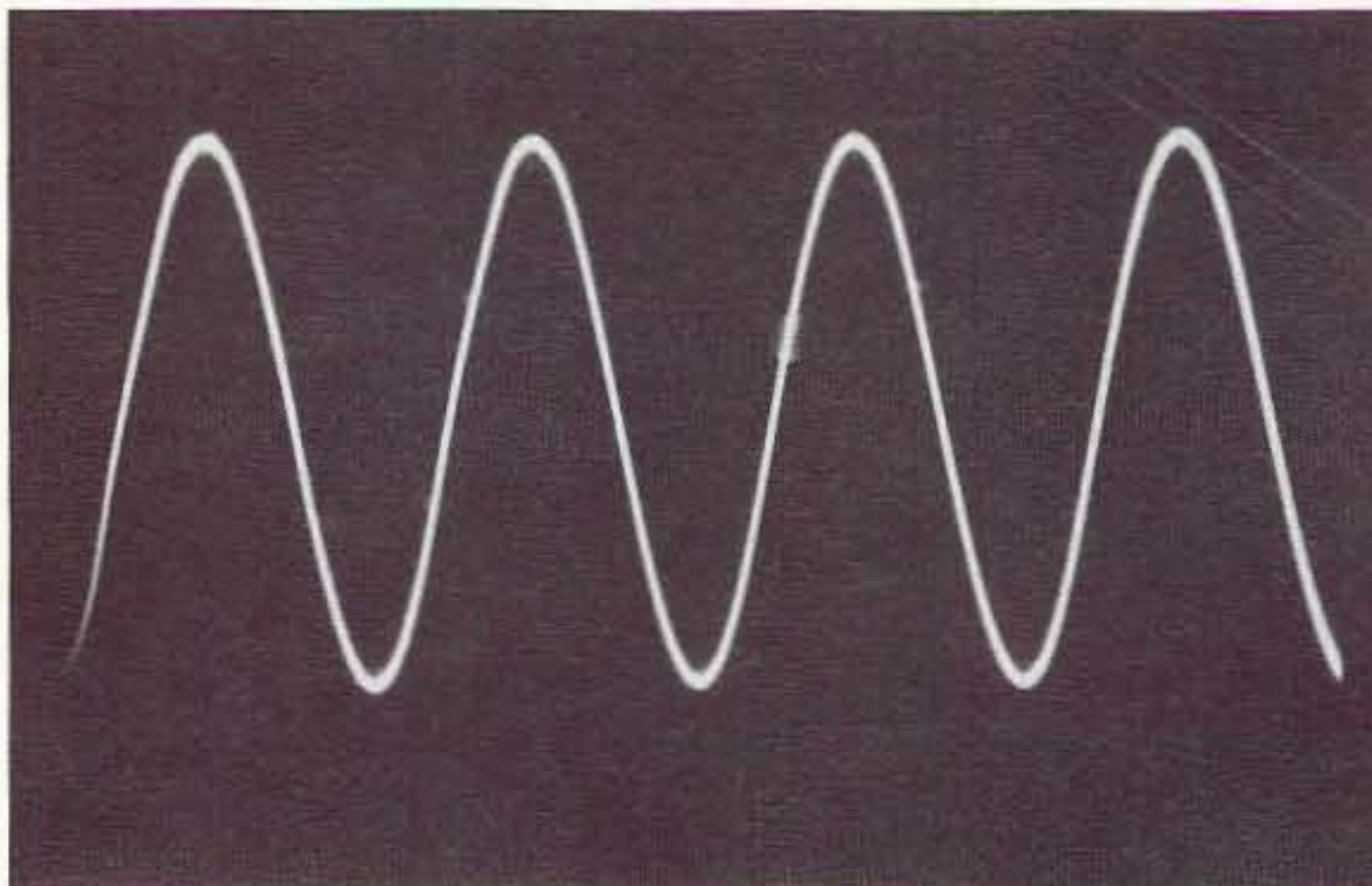


Photo A. Sine wave CW output of the RSG-30.




Photo B. Swept RF output of the RSG-30.

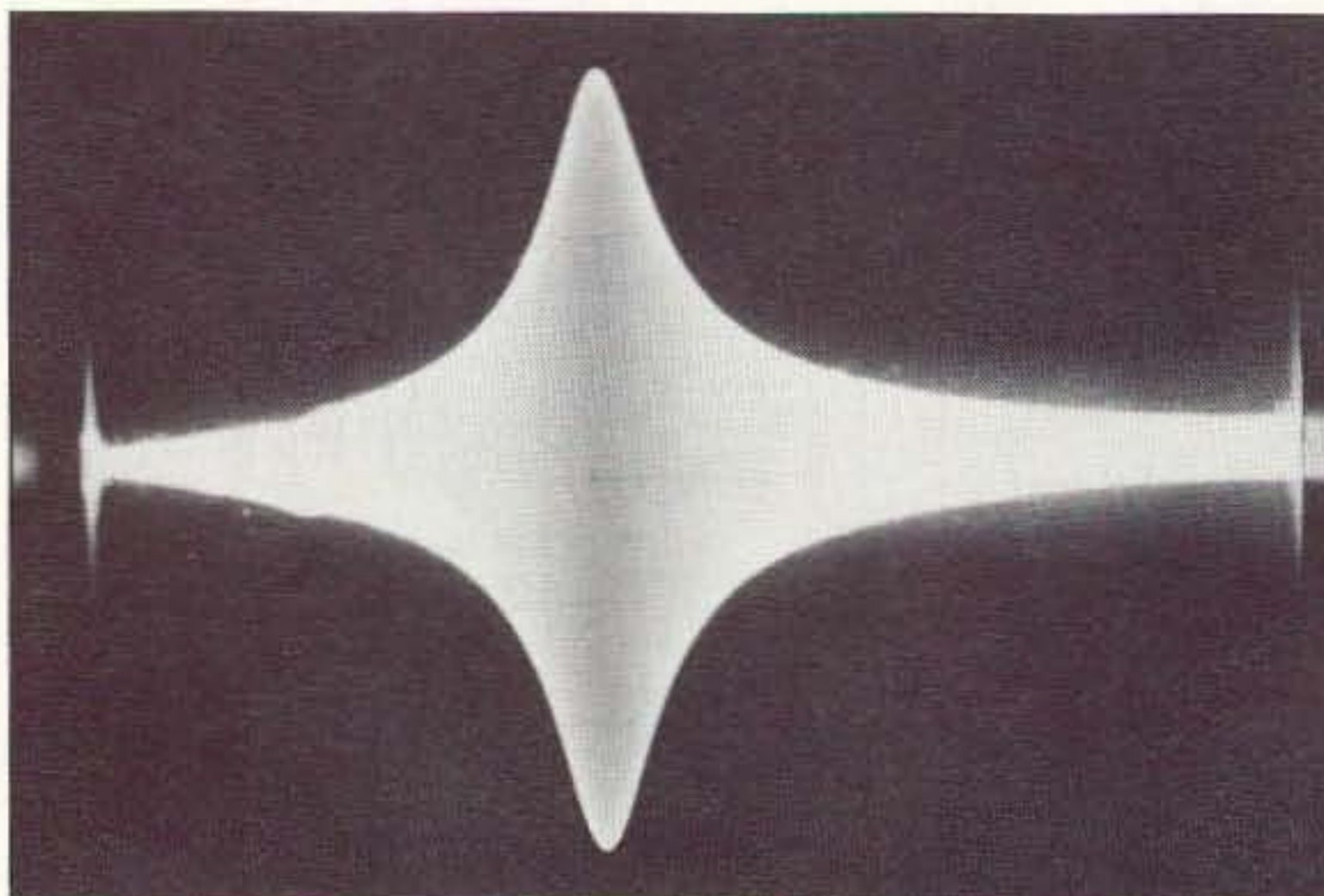


Photo C. Output of the circuit under test on oscilloscope screen.

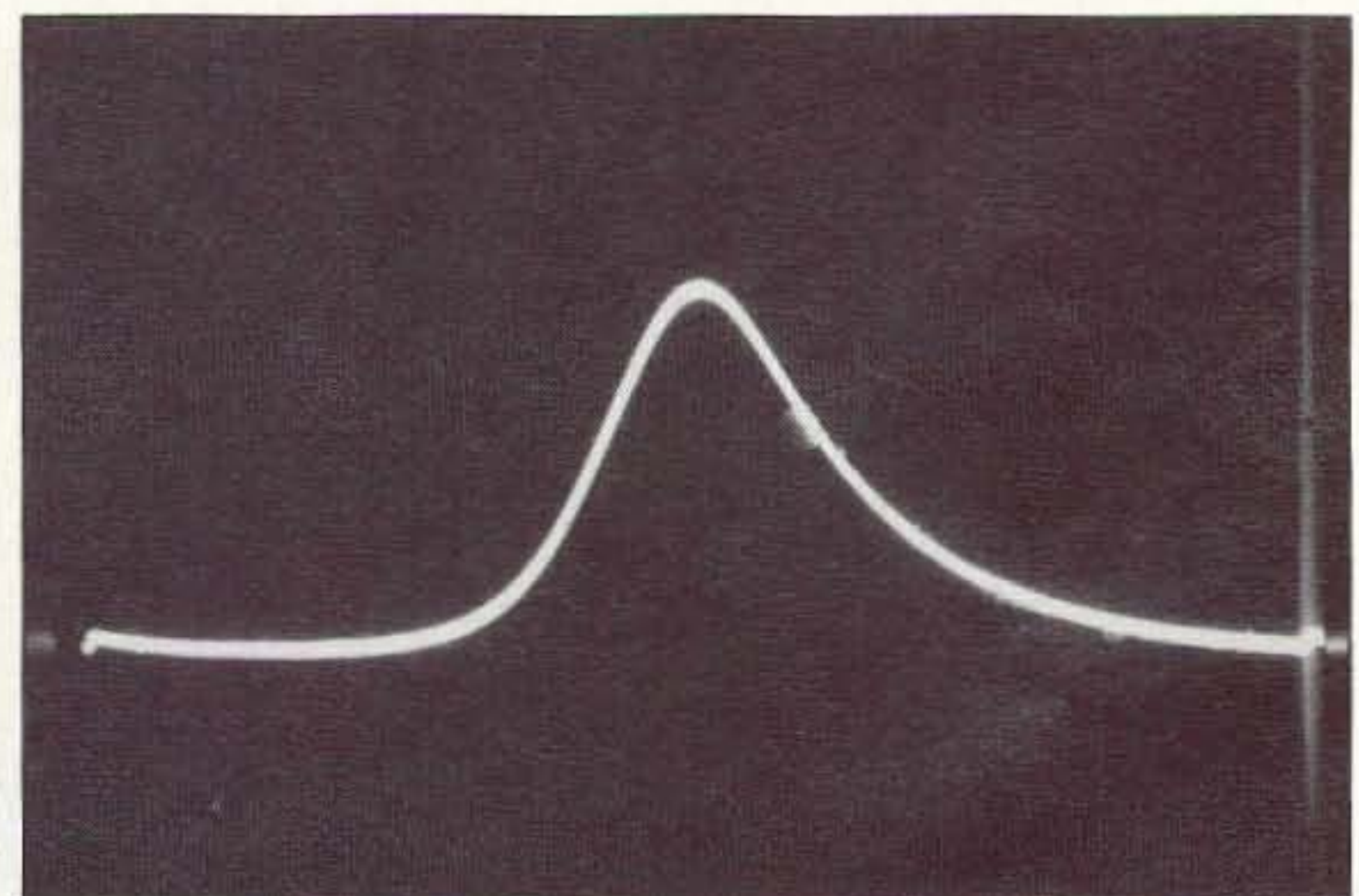


Photo D. Output of detector on oscilloscope screen.

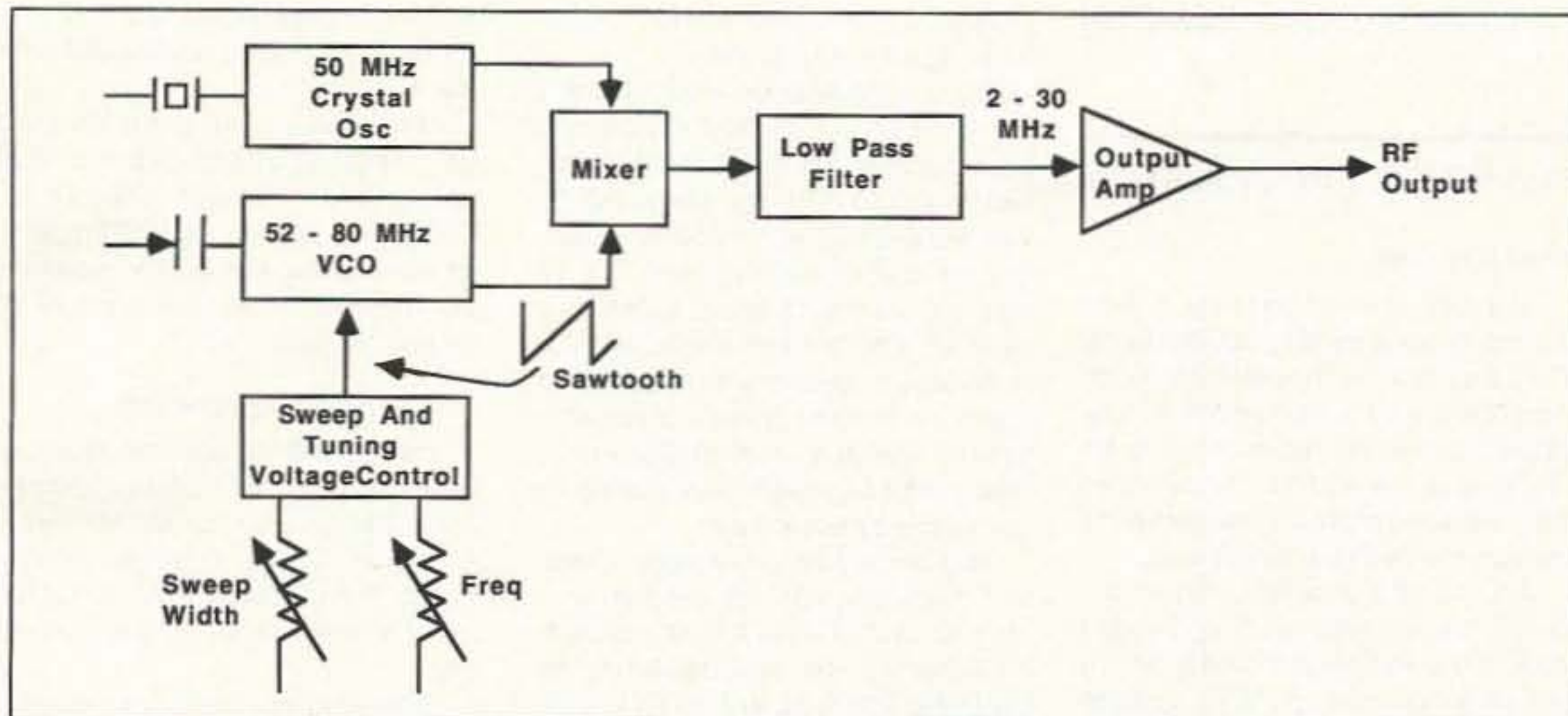


Figure 1. Block diagram of the RSG-30.

cy. The saw-toothed waveform allows the VCO to sweep linearly from a low to high frequency, and then snap back to the low frequency end of the swept spectrum. Both the sweep width and center frequency controls are part of the sweep circuit.

Using the RSG-30 RF Sweep Signal Generator

There are two basic ways to use the Boyd RSG-30 sweep signal generator. If you have an oscilloscope that has a 30 MHz (or greater) bandwidth, or if you can be satisfied limiting the RSG-30 to a lower bandwidth (say, 10 MHz), then the RSG-30 can be hooked up as in Figure 2. The SYNC connector on

the rear panel of the RSG-30 is connected to the EXTERNAL TRIGGER input on the oscilloscope. The RF output of the RSG-30 is fed to the input of the circuit under test (CUT). The output of the CUT is fed to the high frequency vertical input of the oscilloscope.

Photo C shows the waveform to expect when the RF is viewed directly. This particular trace was taken when the CUT was a 10.7 MHz IF transformer (the type used in FM broadcast receivers). A narrower filter would produce a similar trace, but with less width. In some cases, users prefer to lower the trace to the oscilloscope baseline so that only the top portion of the symmetrical waveform shows.

Many amateurs have oscilloscopes these days, but many of them are low frequency oscilloscopes found at ham-fests, government surplus, industry, or electronic repair shops. These oscilloscopes are not suitable for direct use with the RSG-30. If the hook-up of Figure 2 is broken at "X," however, we can insert a detector circuit. Some people use a demodulator probe for the oscilloscope, while others use the circuit of Figure 3. This circuit should be built inside a small shielded metal box. It consists of a diode detector (D1) and a filter capacitor (C2). The other capacitor is used for DC blocking to prevent any DC from the CUT from messing up the diode.

The diode used in Figure 3 is a germanium detector diode such as 1N34 or 1N60. These diodes are usually available at Radio Shack or at electronics parts places that sell Jim-Paks. Another source of the diodes is the service shop replacement lines of semiconductor such as NTE or ECG products. In those lines, the ECG-109 and NTE-109 are suitable.

Photo D shows the waveform to expect when using the diode detector. This waveform was taken from a 40 meter RF tuned circuit consisting of a disk ceramic capacitor and a 4.9 μ H toroidal inductor. The diode detector and filter removes the residual RF, and presents just the instantaneous DC output of the detector.

Boyd Electronics offers the RSG-30 in several ways. First, you can buy a kit consisting of the printed circuit board and all parts needed for the PCB board (RSG-30K). This costs \$59.95. They will also assemble and test this version for \$119 (order RSG-30A). For these options you will have to supply certain mechanical parts and the cabinet. Boyd Electronics gives you the Radio Shack part numbers. The company supplies a pair of adhesive templates that stick to the front and rear panels, and give the unit a real professional look. If you want the RSG-30 with a cabinet, then order RSG-30C for \$159.

Next month, we will take a look at some sweep generator applications, including a low frequency adapter for the RSG-30 that permits it to be used below 2 MHz.

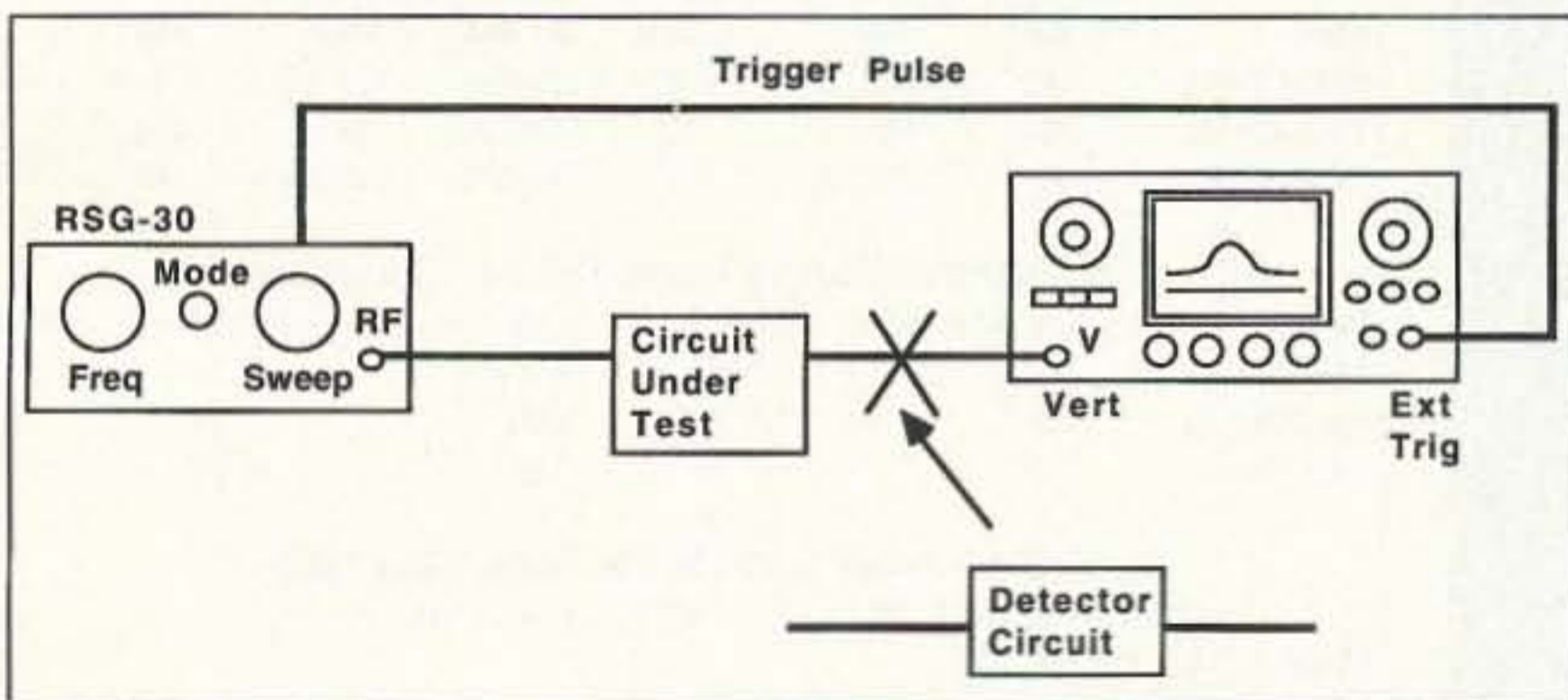


Figure 2. Normal set-up for the RSG-30 to test an RF circuit.

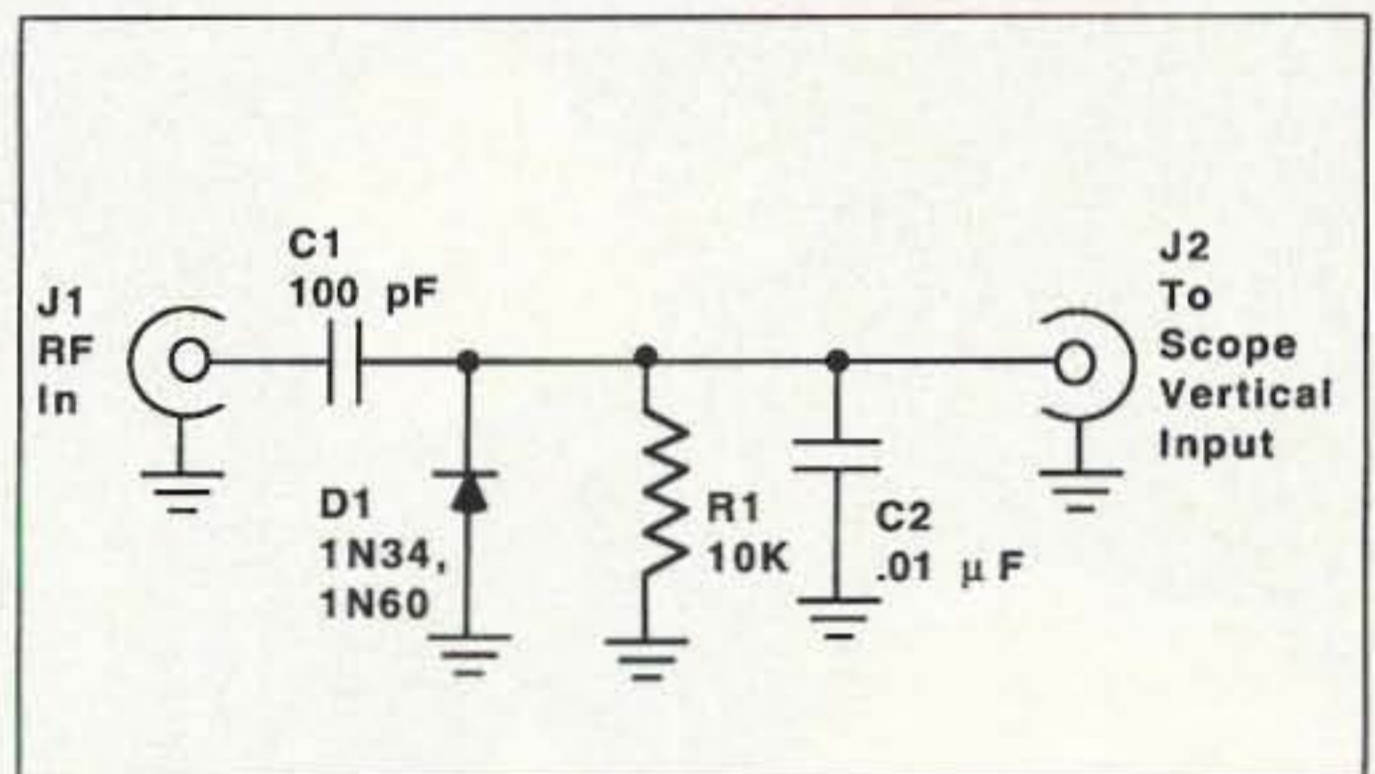


Figure 3. Simple detector circuit.

Can your antenna software do this?

Our's does this performance vs bandwidth chart plus everything else you'd expect from a high quality yagi optimizer & design program...
WITH BLAZING SPEED!
EASY TO USE TRY IT

Quickyagi ONLY \$39.95
 For XT / AT w/ 640k, & Herc / CGA / EGA / VGA graphics

Add \$3.00 s&h to non-USA orders • Callsign or PO required
 SASE for info • Az. orders add 5.5% tax • US Check or MO

RAI Enterprises (602) 848-9755
 4508 N. 48th Dr. Phoenix, AZ 85031 USA

SPY ON THE EARTH

See live on your PC what satellites in orbit see

Learn how you can benefit greatly from this exciting new technology. Send \$39 check or M.O. (\$45 air, \$50 overseas) for our fantastic 12 diskette set of professional quality copyrighted programs (IBM type) that does satellite tracking, image acquisition, image processing, 3-D projections and more. Direct reception from the satellites guaranteed worldwide without a satellite dish. Schematics included for interface. For FREE information log-on to our bulletin board anytime at: (718) 740-3911.

VANGUARD Electronic Labs
 Dept. A, 196-23 Jamaica Ave.
 Hollis, NY 11423 Tel. 718-468-2720

RACK AND CHASSIS BOXES

RACK CHASSIS			METAL CABINETS		
MODEL	DESCRIPTION W x D x H (inches)	PRICE \$	MODEL	DESCRIPTION W x D x H (in.)	PRICE \$
1RU5	19 x 5 x 1.75	30.85	MC-1A	4 x 3 x 2	16.50
1RU7	19 x 7 x 1.75	33.10	MC-2A	6 x 3 x 2	18.75
1RU10	19 x 10 x 1.75	35.25	MC-3A	8 x 3 x 2	20.95
2RU5	19 x 5 x 3.5	33.10	MC-4A	4 x 4 x 3	18.75
2RU7	19 x 7 x 3.5	35.25	MC-5A	6 x 4 x 3	20.95
2RU10	19 x 10 x 3.5	37.50	MC-6A	8 x 4 x 3	23.15
3RU5	19 x 5 x 5.25	41.90	MC-7A	4 x 7 x 4	20.95
3RU7	19 x 7 x 5.25	44.10	MC-8A	6 x 7 x 4	23.15
3RU10	19 x 10 x 5.25	46.30	MC-9A	8 x 7 x 4	25.75

USA AND CANADA ORDERS (800) 634-3457
 FAX ORDERS (800) 551-2749
SESCOM, INC., 2100 WARD DRIVE
 HENDERSON, NEVADA 89015 USA
 TECHNICAL HELP (702) 565-3400

USA AND MC ORDERS SHIPPED GROUND AT NO CHARGE (48 STATES)

CIRCLE 167 ON READER SERVICE CARD

Amateur Radio Via Satellites

Andy MacAllister WA5ZIB
14714 Knights Way Drive
Houston TX 77083

At this time last year, AMSAT-OSCAR-13 was in perfect operating condition. The satellite was more than four years old and performing flawlessly. In recent months though, the situation has changed.

In May, the transmitter section of the "JL" mode transponder (23 cm or 2 meters up with 70 cm down) stopped working. All attempts to bring the 70 cm transmitter back on line failed. Studies of the satellite telemetry indicated that the exciter portion of the transmitter was functional but the power-amplifier section was not. This turn of events has placed greater emphasis on the popular mode "B" (70 cm up and 2 meters down) and more exotic mode "S" operation (70 cm up and 13 cm down).

Satellite controller James Miller G3RUH has reported that the 23 cm receiver still functions well and is being used for satellite control activity. G3RUH, DB2OS and VK5AGR have revised the 1993 and 1994 operating schedule without mode "JL" for A-O-13. It appears in Table 1. No further anomalies have been reported.

Field Day 1993

The loss of two modes via A-O-13 did not dampen satellite activity during Field Day in June. Passes over North America for both high and low orbit satellites were almost continuous for the 24-hour event. Many times, more than one active hamsat was above the horizon and available for contacts.

A-O-13 was excellent, especially during the morning hours of Sunday June 27th. Modest directional antennas provided many portable stations "armchair copy" when the satellite pointing angle favored their locations. While most stations focused on mode "B" operation, a few tried "S" reception on 2400 MHz with loop yagis, helix arrays and small dish antennas. The two-foot dish used at K5DX by our group did not work, but later investigation of the downconverter circuitry revealed some minor wiring errors. The two-footer (an old snow coaster) with a Down East Microwave converter (RR 1 Box 2310, Troy ME 04987; Tel. 207-948-3741, Fax: 207-948-5157, catalog available) can hear the satellite when properly connected and aligned. Steve KE5O heard several stations working mode "S" on Field Day, and worked one. His system included a surplus six-foot dish and a

patchwork downconverter with a 7 dB noise figure and no preamp.

Many other satellites were available for Field Day. Fuji-OSCAR-20 had been commanded to the analog mode (voice and CW) for the event. RS-10 was working well with mode "A" (2 meters up and 10 meters down). RS-12 was on, but the 15 meter uplink was overrun with terrestrial activity; the earth-bound operators were obviously unaware of their interference with satellite operators. AMSAT-OSCAR-21 was in the FM repeater mode using 70 cm up and 2 meters down.

The microsats were operational with 1200 bps PSK (phase-shift keying) on LUSAT-OSCAR-19 and AMSAT-OSCAR-16, and 9600 bps on UoSAT-OSCAR-22 and KITSAT-OSCAR-23. ARRL Field Day rules do not recognize contacts with the digital satellites, but the concurrent AMSAT Field Day rules encouraged uploading Field Day greeting messages and

downloading messages sent to the flying BBSs by other groups working the event.

Mir was in the sky and a few lucky folks managed contacts with the Shuttle Amateur Radio EXperiment (SAREX) on STS-57. N5WQW operated some voice, and on some passes the W5RRR-1 robot was available for packet connects.

AMSAT Space Symposium

The eleventh annual AMSAT Space Symposium will be held from October 7-10, 1993, at the La Quinta Inn in Arlington, Texas. It will be hosted by the North Texas AMSAT Group and promises to be a great weekend.

Beginning on Thursday morning, October 7, at 9 a.m., those attending are invited to meet at the La Quinta Inn (State Highway 360 and Interstate 30) for a tour of various electronic surplus stores in the Dallas/Fort Worth



Photo A. Field Day 1993 at K5DX in central Texas. WA5ZIB repairing the 9600 bps TNC for U-O-22 and K-O-23 contacts.

A-O-13 Provisional Attitude Schedule 1993-4

Date	[Mon]	Alon	Alat	SA	to SA	Weeks	Notes
1993	Aug 09	180	-10	36	28	2	
1993	Aug 23	180	0	35	-33	9	
1993	Oct 25	210	0	-14	-36	3	<81% Moon eclipse Nov 13
1993	Nov 15	240	-5	-13	-35	11] Up to 137 minute eclipses
1994	Jan 31	180	0	-36	36	9] MA 110-144 Dec 07 - Dec 23
1994	Apr 04	210	0	19	38	3	
1994	Apr 25	230	0	21	33	11	
1994	Jul 11	180	0	36	-41	10	
1994	Sep 19	210	0	-25	-37	2	
1994	Oct 03	230	0	-20	-28	10] Up to 134 minute eclipses
1994	Dec 12	180	0	-41	—	—] MA 96-108 Oct 22 - Nov 06

Eclipses of Sun by Earth 1993/4 - Summary

Start	MA	Max	Mins	MA-MA	Stop	MA
1993 Dec 07	110	Dec 15	137	109-160	Dec 23	144
1994 Mar 22	254	May 23	23	251-004	Jul 20	001
1994 Oct 22	96	Oct 29	134	79-128	Nov 06	108

Eclipses of Sun by Moon 1993/4 - Summary

Date	Duration (Mins)	Obsc%	Orbit	MA-MA
1993 Nov 13	160	87	4148	172-209
1993 Dec 13	55	52	4211	74-94
1994 Dec 03	30	68	4855	12-23

A-O-13 Provisional Mode Schedules 1993

*** A-O-13 TRANSPONDER SCHEDULE *** 1993 Aug 09-Oct 25

Mode-B : MA 0 to MA 60 !
 Mode-BS : MA 60 to MA 120 !
 Mode-S : MA 120 to MA 145 !<- S transponder; B trsp. is OFF
 Mode-S : MA 145 to MA 150 !<- S beacon only
 Mode-BS : MA 150 to MA 210 ! Alon/Alat 180/0
 Mode-B : MA 210 to MA 256 !
 Omnis : MA 230 to MA 40 ! Move to attitude 210/0, Oct 25

*** A-O-13 TRANSPONDER SCHEDULE *** 1993 Oct 25-Nov 15

Mode-B : MA 0 to MA 130 !
 Mode-BS : MA 130 to MA 180 !
 Mode-S : MA 180 to MA 205 !<- S transponder; B trsp. is OFF
 Mode-S : MA 205 to MA 210 !<- S beacon only
 Mode-BS : MA 210 to MA 226 ! Alon/Alat 210/0
 Omnis : MA 240 to MA 80 ! Move to attitude 240/0, Nov 15
 Please don't uplink to B, MA 180-205. Interferes with Mode S.

*** A-O-13 TRANSPONDER SCHEDULE *** 1993 Nov 15-Jan 31

Mode-B : MA 0 to MA 220 !
 Mode-S : MA 220 to MA 230 !<- S transponder; B trsp. is OFF
 Mode-BS : MA 230 to MA 226 ! Alon/Alat 240/0
 Omnis : MA 250 to MA 150 ! Move to attitude 180/0, Jan 31
 Please don't uplink to B, MA 220-230. Interferes with mode S.

Table 1. Provisional event schedule for A-O-13 through 1993 and 1994.

area. Transportation and a guide will be provided.

Official registration begins Friday morning at the Inn. An antenna test range will be set up near the hotel for those wishing to test their favorite satellite antennas. The first of many fine technical papers will be presented Friday afternoon in the La Quinta Conference Center. Friday evening is open for dinner with friends and family or a visit to the stadium next door for a Texas Rangers baseball game.

Saturday begins early with a full day of presentations and demonstrations. This is a great opportunity to find out what's new in the amateur satellite field. Topics include the Phase 3D satellite project, Pacsats, DSP modems, microwave communications and much more.

Saturday evening starts out with the traditional "attitude adjustment" hour followed by a banquet dinner with keynote speaker. Presentations and prize drawings follow 'til almost midnight. While dress is casual for the symposium, jeans are not suggested for the banquet.

For those who can stay, Sunday activities include a beginners' forum and other technical sessions. There is also the AMSAT Board of Director's meeting in the afternoon.

Access to the area is easy. For those flying in to DFW airport, there is a free hotel shuttle to the La Quinta

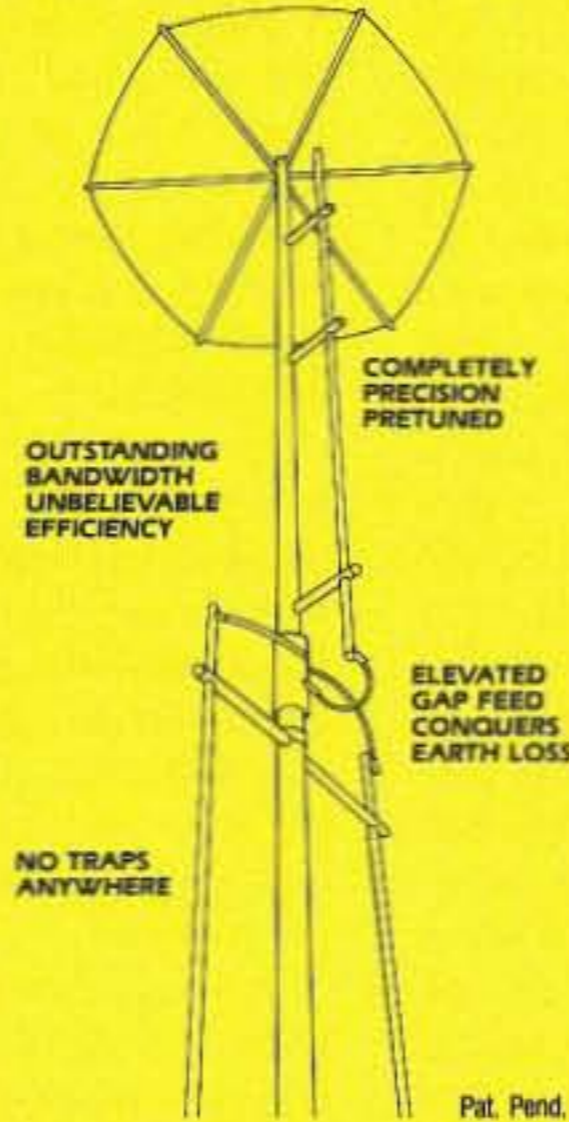
Inn. Call the La Quinta at 1-800-531-5900 to reserve your room before September 24th to get special rates of \$50 for a single, \$55 for a double or \$60 for a triple/quad. Suites are also available.

To preregister for the AMSAT Symposium, send \$15 for registration only, or \$35 for registration and the Saturday night banquet to: 1993 AMSAT Symposium, Route 1 Box 291, Waco TX 76712. Preregistration

is encouraged for those wishing to attend the banquet. This will be the third time the AMSAT Symposium has come to Texas and it promises to be one of the best. I'll see you in Arlington. **73**

THE ANSWER IS GAP TECHNOLOGY • THE ANSWER IS GAP TECHNOLOGY • THE ANSWER IS GAP TECHNOLOGY

Q A backyard antenna for the low bands at a low cost? A Yes...the answer is GAP'S revolutionary Voyager.



If you're looking for an antenna that can outperform the others and give you the edge, you're looking for a GAP. The GAP Voyager DX-IV is not another "add a kit" antenna for 160 meters. It is the first antenna manufactured specifically to provide efficient low band operation from the typical backyard without a huge investment in time, money and

space. The Voyager is the first and only antenna to cover the entire 75/80m under 2 to 1. Put it up. Turn it on. No tuning. No frustration. GAP delivers everything but the hassles. And — GAP delivers at a fraction of the cost of the "so-called" competition.

The Voyager DX-IV
160m 80m 40m 20m

\$389
plus shipping

All out efficiency.
All out performance.
GAP gets it all out.

6010 Bldg. B
N. Old Dixie Hwy.
Vero Beach, FL 32967

(407) 778-3728
Commercial Frequencies Available



THE ANSWER IS GAP TECHNOLOGY • THE ANSWER IS GAP TECHNOLOGY • THE ANSWER IS GAP TECHNOLOGY

FROM THE LITTLE HAM STORE IN IDAHO WITH THE

HUGE


INVENTORY
ICOM® SPECIALS



W21AT
IC-W21AT (Touch Tone Pad) are the first and only handhelds to give the full pulse that works like a telephone.

W21AT ONLY \$510
04AT \$250
229A \$340
RC11 \$75
AND MANY MORE

We are the Source for NEW and HARD-TO-FIND ITEMS



Call Today **(208) 852-0830**

ROSS DISTRIBUTING COMPANY
78 S. State Street, Preston, Id. 83263

CIRCLE 254 ON READER SERVICE CARD

Measure Up With Coaxial Dynamics Model 83000A RF Peak Reading Wattmeter

Take a PEAK with Coaxial Dynamics "NEW" Model 83000A, designed to measure both FWD/RFL power in CW and FM systems simply and quickly.

Then with a "FLIP" of a switch, measure "PEAK POWER" in most AM, SSB or pulse systems. Our Model 83000A features a complete selection of plug-in-elements plus a 2 year warranty. This makes the Model 83000A an investment worth looking at. So go ahead, take a "PEAK", you'll like "WATT" you see!

Contact us for your nearest authorized Coaxial Dynamics representative or distributor in our world-wide sales network.



COAXIAL DYNAMICS, INC.

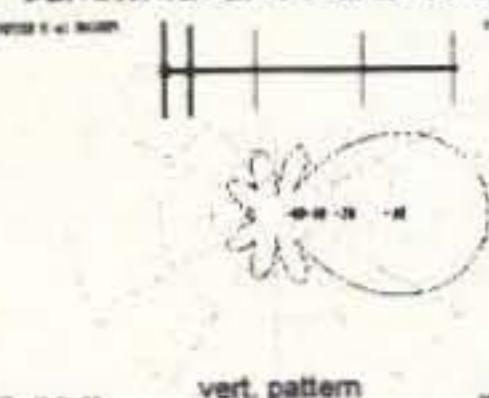
15210 Industrial Parkway
Cleveland, Ohio 44135
216-267-2233
1-800-COAXIAL
Fax: 216-267-3142

Service and Dependability... a Part of Every Product



The impossible beam

The only "yagi" type beam antenna to offer wide bandwidth and maximum gain simultaneously...



FWD GAIN:
Min. 10 dbd over B/W
F/B RATIO:
Min. 30 db over B/W
VSWR:
Max. 1.6:1 over B/W
• B/W = 144-148 Mhz
• 5 el. • 8 ft. boom

THE **RAIDER 2M5A** ONLY **\$79⁹⁵**
"RAI Dual Excited Reflectorless"

• Price is FOB Phoenix • Shipping charges collect • USA only
• No credit cards • SASE for info • Ariz. orders add 5.9% tax



RAI Enterprises (602) 848-9755
4508 N. 48th Dr. Phoenix, AZ 85031 USA

CIRCLE 186 ON READER SERVICE CARD

Jeffrey Sloman N1EWO
P.O. Box 636
Franklin IN 46131

Comments from the Survey

Yes, it took a long time, but I am finally getting a chance to compile the information from your survey responses. I am going to do this in two parts: This month I'll look at some of the comments and respond to them; next month (along with a special treat for those of you interested in TCP/IP), I'll give you the tabulated "statistics."

First, I really want to thank those who took the time to respond; your comments were thoughtful and helpful. I also want to thank those of you who made kind remarks about the column—a lot of what you said (perhaps without you even knowing it) gave me the impression that this column is a success. Though I can't please everyone, I want to provide you with information that is *useful* and understandable. You tell me I have been doing that. I even got a few suggestions on what I am doing wrong; I need those too. Please do not hesitate to let me know what you think. Just because the official survey may have ended doesn't mean that I want your input to end too! Write to me at the address at the top of the column or, much better, at my electronic mail address on the Internet: jsloman@bix.com. I really enjoy hearing from you on packet, too, but PLEASE—no business! I have had to ignore a couple of requests for things like reprint permission that have come that way. To contact me via packet use: N1EWO@N0ARY.#NO-CAL.CA.USA.NOAM.

OK, on to the comments. Many of you had very similar things to say, so I tried to pick representative examples. I wish I had the time and space to discuss every response—really. Bill N6XIV asks for ". . . more entry level plain talk . . ." and is joined by Joel N2GOA who says, "KISS, for me, anyway." I am pretty sure that Joel is asking me to "Keep it Simple, Stupid" and not something that my wife needs to be jealous about. Other comments in this vein come from Bill N8NJA who asks that all ham radio writers keep this idea in mind, and Roger WD8DJR who laments the poor quality of some TNC manuals and asks manufacturers to "walk a new user through a complete setup." To those of you with these feelings, I will endeavor to provide you with the basic information you seek. I understand your frustration with the incorrect assumption made by many technical manual writers that everyone knows a lot more than they do. I struggle with this in all of my techni-

cal writing—being reminded doesn't hurt.

On the other end of the scale, Don KI5SS asks for articles on "advanced topics," listing data lists, block diagrams of multimode stations for satellite ops, and equipment lists for setting up those stations. I think you will find what you want, Don, in future issues. Steve N8AMW will also get what he asks for—technical info on PACTOR, an exciting new mode which is catching on like wildfire.

A lot of you, including Mitchell KC6SXY, asked for practically-oriented columns—something I like to do anyway. You'll be seeing lots of those. Mitchell also went on to give some good advice which he asked me to pass on: "Tell people they should *never* install a board into their computer without also carefully recording and attaching to the machine what they have installed and the settings. They should also immediately place the manuals in a cherished, preserved three-ring binder. Without these steps you may end up with a computer that is a total mystery to you." (I hope Mitchell doesn't mind the copy editing—my editors do it to me all the time.)

I agree with Mitchell on this one, and I have never discussed it here so thanks for bringing it up. The IBM-PC allows us the flexibility of inserting multiple adapter cards but, unfortunately, it has no way of automatically keeping track. Today there is a proliferation of communications and I/O (Input/Output) devices. The average computer user can insert these in his or her machine: scanners, fax boards, internal modems, internal TNCs, network cards, voice mail boards, and even more. The biggest problem is that all of these cards are competing for certain limited resources.

The IBM-PC has four types of resources that hardware adapters might want or need:

- IRQ (Interrupt ReQuest line or level)
- I/O port addresses
- Mapped memory addresses
- DMA channels (Direct Memory Access)

IRQ

The IBM-PC uses an *interrupt driven* architecture. What does that mean? It means that the designers of the PC decided to implement a system of hardware services that relies upon a request from the hardware device. How you service your hardware's needs is a basic problem of computer design. To make this a little clearer, let's take a look at a familiar example—the com port.

The PC com port is an asyn-

chronous device; that is, the data can appear at any time. Its flip side is the synchronous communications port, which is controlled by a standard clock on one end of the connection. With the PC's async port, timing is controlled by start and stop bits sent with the data. If you don't completely understand, don't worry—here's the bottom line: Since the Central Processing Unit or CPU (the computer equivalent to a brain) can't tell when the data is going to appear at the com port, it can do one of two things. It can keep checking the port over and over to see if anything is there, a process called *polling*. Or, as the PC does, it can wait for an interrupt request—sent by the com port when it gets data—and then service it. You can see now why it is called an "interrupt": It literally interrupts the CPU and asks for service.

On the PC the interrupts have various priority levels with "0" having the highest and higher numbers getting lower in priority. IRQ0, for example, is the timer interrupt—think of it as the computer's heartbeat. The AT version of the PC has 16 interrupts, though not all of these are available for your use. Some interrupts are reserved for the system.

As you can see from Table 1, IRQs 11, 12, 14, and 15 are "officially" available. The trouble is, you need a 16-bit card to use these! Why? An IRQ is a physical hardware connection to the bus. A 16-bit connector is needed to make those physical connections to the higher IRQs. Though it is changing, many cards still cannot use the higher interrupts.

What can you do? Fortunately, some of the "reserved" IRQ slots are rarely used by the hardware that is supposed to use them. For example, you can probably go ahead and use IRQs 5 and 7 without any ill effects. If you do not have a com port set for COM1 or COM2, you can use the associated interrupt. You can even "share" interrupts in some cases. This is risky business, though. First you have to find two boards that can get along with each other. This usually works best in the case of something like a scanner (image, not police!) that doesn't "wake up" until its special software is loaded. You can share the IRQ with another piece of equipment that is also well behaved AND WON'T BE NEEDED AT THE SAME TIME. In any other case, each adapter needs its own IRQ. So back to our original advice of writing stuff down: You need to know which IRQs are available when it is time to configure that new board.

I/O Port Addresses

Another resource, less scarce than the IRQs, is I/O port space. This is a memory space, distinct from RAM (Random Access Memory)—the place programs live while running—which is used to let hardware transfer data to programs. I/O ports are usually specified in terms of a

"base address"; this indicates where the I/O port begins in memory. Many adapters use I/O ports—sound cards, scanners, NICs (Network Interface Cards), and fancy display adapters are a few examples. Conflicts among cards for I/O space is not too common—but it does happen. Sound cards and scanner boards are often culprits. Most are flexible enough in where they can live that you will be able to find a spot that doesn't conflict. On the other hand, keep in mind that you may have two pieces of hardware that just don't get along!

Mapped Memory Addresses

Though it used to be uncommon, using mapped memory seems to be becoming more popular. This technique takes up a number of memory addresses in the 640K to 1024K range—(known as the Upper Memory Area or UMA) and *maps* the data to some memory that is physically resident on an adapter. This is much faster than I/O port techniques, and so you will find it on display adapters, NICs, and other applications which have to move a lot of data. The UMA space was set aside by PC designers for this purpose but was recently taken back to "load high" programs and the like. This is where a conflict might occur. In the context of our current discussion, write this stuff down with the rest of your information so you can tell if you've got a conflict between two adapters.

DMA Channels

The last of these resources are the DMA channels. DMA means Direct Memory Access, which is a technique to allow adapters to quickly access information stored in your RAM—without the assistance of the CPU. This is very important to some operations performed by scanners and other devices which have to move a lot of data in a hurry. On the AT there are seven DMA channels, but not all are available. This is usually not a source of conflict, but, if you have a sound board, you may do some juggling before you can install a second DMA-using board.

What Should You Write Down?

Make yourself a little chart with a line for each slot in your computer (you can't install more boards than slots!). Across your chart put the following headings:


- Manufacturer
- Model
- Serial Number
- Function
- IRQ
- I/O Port
- DMA Channel(s)
- Mapped Memory

Manufacturer is obvious: Who made the thing? Model and serial number are very important. When it comes time to get tech support help, this may just save you the time and frustration of opening your machine

Continued on page 51

VIDEO SYSTEMS

MINI-CAMERA

Size: 1x1x2 in. Weight: 2.5 oz. 
 Power: 7-14V/80mA. Sens: 2 lux @ f1.8
 Lens: 3mm, 4mm. Output: NTSC @ IV.
 The camera has been used in: ATV, Security
 and Surveillance, R/C airplanes and Robots!
\$269 +s/h

TRANSMITTER, 434MHz.

ATVM-70, a 80mW. Mini-size 1x1.3 in., 2.5 oz.
 Power: 7-9.6V/80mA.
\$129 +s/h

*Satisfaction
Guaranteed!*

DOWN-CONVERTER

For 434 MHz. Low noise
 MOSFET front-end for
 greater sensitivity. Output
 on TV channels 3-4.
\$89 +s/h

**Order Now,
from stock!
(800) 473-0538**

or (714) 957-9268
 for technical
 information.

MICRO VIDEO PRODUCTS

1334 S. Shawnee Drive, Dept H
 Santa Ana, CA 92704-2433

CIRCLE 30 ON READER SERVICE CARD

**PERFORMANCE
AND VALUE
WITHOUT COMPROMISE**

KRP-5000 REPEATER

2 METERS-220-440

Word is spreading fast-
 "Nothing matches the KRP-5000
 for total performance and value. Not GE, not even Motorola."

RF performance really counts
 in tough repeater environ-
 ments, so the KRP-5000
 receiver gives you 7 helical
 resonators, 12-poles of IF
 filtering, and a precise
 Schmitt trigger squelch with
 automatic threshold switch-
 ing. The transmitter gives
 you clean TMOS FET power

Enjoy high performance opera-
 tion with remote programmabil-
 ity, sequential tone paging,
 autopatch, reverse autopatch,
 200-number autodial, remote
 squelch setting, status inputs,
 control outputs, and field
 programmable Morse messages.

**Call or write for the full
performance story... and
the super value price!**



KRP-5000 Repeater shown
with PA-100 Amplifier

Micro Control Specialties
 23 Elm Park, Groveland, MA 01834
 (508) 372-3442
 FAX: (508) 373-7304

The first choice in
 Transmitters - Receivers
 Repeaters
 Repeater Controllers
 Power Amplifiers
 Voice Mail Systems

CIRCLE 144 ON READER SERVICE CARD

BATTERIES

BUY DIRECT FROM US, THE MANUFACTURER!



YAESU/MAXON

FNB-2	10.8v @ 600 MAH
FNB-3/3A	9.6v @ 1200 MAH
FNB-4	12v @ 750 MAH
FNB-4A	12v @ 1000 MAH
*FNB-10(S)	7.2v @ 1150 MAH
FNB-12(S)	12v @ 600 MAH
equiv. to FNB-11 (1/2" shorter)	
FNB-17	7.2v @ 600 MAH
*Same size case as FNB-12	
*FNB-25	7.2v @ 600 MAH
FNB-26	7.2V @ 1000 MAH
**FNB-26-S	7.2v @ 1500 MAH
*FNB-26A	9.6v @ 800 MAH
*Same size as FNB-26 case	
FNB27	12v @ 600 MAH
**FNB-27S	12v @ 800 MAH
**(1/2" longer than FNB27)	

**SPECIAL
FOR THE
MONTH OF SEPTEMBER**

**10%
OFF**

Replacement Batteries
for **STANDARD**
(C168A/C468)

NEW

CNB-160 (6V @ 300MAH)
 CNB-161 (7.2V @ 800MAH)
 CNB-162 (12V @ 600MAH)
 CNB-163 (7.2V @ 1100MAH)

MONTHLY DISCOUNTS
 APPLICABLE TO END-USERS ONLY

MASTERCHARGER I & II




By simply changing adapter cups the
MASTERCHARGER® will charge any Yaesu,
 Motorola, Icom, Kenwood, Alinco etc.
 2-Way Radio Battery

Prices and specifications subject to change without notice.

W & W ASSOCIATES

29-11 Parsons Boulevard, Flushing, N.Y. 11354
 WORLD WIDE DISTRIBUTORSHIPS AVAILABLE. PLEASE INQUIRE

In U.S. & Canada Call Toll Free (800) 221-0732 • In NYS (718) 961-2103 • FAX: (718) 461-1978



NYS residents add 8 1/4%
 sales tax. Add \$4.00 for
 postage and handling.

**MADE IN
THE U.S.A.**
 SEND FOR
 FREE CATALOG
 AND PRICE LIST

CIRCLE 191 ON READER SERVICE CARD

RTTY LOOP

Number 17 on your Feedback card

Amateur Radio Teletype

Marc I. Leavey, M.D., WA3AJR
6 Jenny Lane
Baltimore MD 21208

I thought I might take this month when the kids are going back to school to play professor, myself, and answer some of your questions.

We'll lead off this month with an Email message that arrived via America Online. Matthew Mucker KB5FWG says that he has two very beginner-level questions for me. As a college student on a budget, he has never exercised the privileges ham radio offers. He's been monitoring 144-148 MHz in Houston, though, and wants to get in on the action, but his budget, and good ol' ham radio spirit, has prompted him to try to build his own 2 meter radio. Looking through two or three current magazines, he has not found any which give detailed information. He is looking for references he could use to accomplish this task.

Second, while perusing the ads in the magazines (one would hope 73), he has read an article or two about packet radio. He's heard that packets are relayed all across the country. How does this work? He assumes that a station broadcasts the message

and a local repeater will pass it along. "How do I get started in this? It sounds a whole lot cheaper than calling long distance!"

Let's deal with the second question first. I'll try to simplify an overview of packet radio in just a few short sentences. Purists may quibble, but I'll try to be accurate. To begin with, the "packets" of packet radio are not messages themselves, but discrete bundles of characters which may contain several kilobytes of information. The contents of a transmission may therefore be made up of one or many such packets. Each packet carries with it an address, the intended recipient. Now, if you are sending to the recipient directly, there is no need to repeat the information. But, if not, the packet is received by an intermediate station, held in a buffer, and then retransmitted, to be picked up by the next station down the line. This might be the recipient, or another repeater. Unlike voice repeaters, however, which simultaneously retransmit received information on another frequency, digital repeaters, or digipeaters, receive and transmit on the same frequency. The transmissions take place only af-

ter listening to be sure the frequency is clear, and many transmitters may swap in and out with packets, all taking turns. Isn't that nice? And no, it may sound cheaper than long distance, but all that packet switching can take quite awhile, so it ain't faster. Additionally, remember, this is still a hobby, so no business messages via packet, not even to this columnist!

All you need to get started is a VHF transceiver (we'll discuss that in a minute), some kind of terminal, which can be a computer or dumb terminal, and a terminal node controller, the packet equivalent of a modem. These come in various styles and prices, from ultra-cheap to ultra-sophisticated. There are even computer programs which can substitute for the TNC; our "RTTY Loop" disk collection has a few worth looking at.

Two references I can recommend are: *Digital Communications With Amateur Radio*, which can be purchased at your local Radio Shack, or ordered as a special edition from AEA Inc., P.O. Box C-2160, Lynnwood WA 98036; and *The Digital Novice*, by Jim Grubbs K9EI, QSKY Publishing, P.O. Box 3042, Springfield IL 62708.

I don't have current pricing information on either book, but they are both good, and cover the material in different ways. Be sure to mention "RTTY Loop" to them when you write—maybe it'll get you something, maybe not!

Now, as to the other question, that of building your own 2 meter transceiver. Are you sure you want to do this? There are some kits available. One source that has been around for years is Hamtronics, Inc., 65 Moul Road, Hilton NY 14468. They have various transmitter and receiver boards in the hundred dollar and up (and up) category. You may do as well, and grow less gray hair, if you look into used equipment in your area. Ham clubs, hamfests, and just asking around may turn up a bargain. Even an old handheld might be all you need to get onto a digital mode. For all I know, two days after this column runs, every ham in Houston will be calling you to offer help. Just hold your solder for a few days, and let me know what happens, okay?

Shifting gears, as we often do in this "Loop": Matthew F. Judge dropped me this question via the CompuServe network. "I was reading your column in 73, and was hoping you could answer what may be a stupid question. I am writing a new computer-aided dispatch system for my police department. As such, I would like to put our TDD system in the PC. Is the RTTY Baudot code the same as the Telecommunications Device for the Deaf Baudot code? I have not been able to find any difference listed. If there is no difference, could you point me towards some RTTY Baudot software (must be in Windows)?"

Where's the Beam?

Unobtrusive DX Gain Antennas for 80 thru 10
• Easily hidden • Install Fast • Fixed or Portable •



There's a 20 meter antenna with real DX Punch hidden in this picture. You can't see it, and your neighbors can't either. But it works DX barefoot anyway. How about a low profile 80/40/30 tri-band? Or a 2 element monobander for the attic? All easily fit the pocketbook—Priced \$29 to \$99.

Work DX without telling the neighbors

Infopack \$1 **AntennasWest**
Box 50062-R, Provo, UT 84605 (801) 373-8425

CIRCLE 236 ON READER SERVICE CARD

SURVEILLANCE

& COUNTER SURVEILLANCE Electronic Devices

Bugging/Phone Tapping Detectors • Phone Scramblers • Voice Changers • Caller IDs • Vehicle Tracking • Transmitters • Locksmithing • and more!

NEW! 7 hour telephone recording system.
Tapes phone calls automatically. \$125.00

FOR CATALOG SEND \$5.00 TO...
E D E P.O. Box 337, Buffalo, NY 14226 (716) 691-3476

GIVE YOUR
HR-2510 HR-2600
the same features as the
"BIG RIGS"
CHIPSWITCH
4773 Sonoma Hwy. Suite 132
Santa Rosa, CA 95409-4269
Write or call (707) 539-0512 for FREE information

CIRCLE 265 ON READER SERVICE CARD

NEW! Tone-Master™ Touch Tone Decoder



SALE! **SAVE \$60!**

MoTron Electronics
310 Garfield St., Suite • 4 Eugene OR 97402
Info: (503) 687-2118
Orders: (800) 338-9058 • Fax: (503) 687-2492

Decode and display Touch Tones from a telephone, tape recorder, scanner, or nearly any audio source. ✓ 16 digit LCD display, 80 digit scrollable buffer ✓ High speed decoding, up to 25 digits per second ✓ Built-in speaker ✓ 9V battery or external power ✓ Metal case ✓ TM-16 PLUS includes RS-232 output and Software for optional automatic date/time/number logging using your IBM Compatible computer ✓ Battery and audio cables included.

TM-16 Standard Model	\$169	\$228.
TM-16 PLUS RS-232 Model with Software	\$239	\$299.
PS-12 AC Power Adapter	\$10	

S/H \$5 USA/Canada, \$15 Foreign

30 day money back guaranteed Try at no risk!
Visa, MasterCard & American Express Accepted

CIRCLE 248 ON READER SERVICE CARD

MIDWEST WOOD PRODUCTS



Display your license and callsign on a 12 or 24 hour solid oak clock. Letters can be changed. Both size licenses accepted. A great gift for that special ham, or for yourself!

Only \$69.95 plus S & H
Catalog Available
Call Today
616-677-3706

Visa MasterCard
Six Year Warranty

Midwest Wood Products
16141 24th Ave
Coopersville MI 49404

CIRCLE 24 ON READER SERVICE CARD

Factory Authorized Dealer & Service For
KENWOOD
YAESU
ICOM

Call Us For
Great Prices & Great Service

TOLL FREE ORDER LINE 1-800-344-3144
Continental U.S. & Texas

KCOMM, INC. SAN ANTONIO, TEXAS
THE HAM CENTER
SALES AMATEUR RADIO SERVICE

5730 Mobud San Antonio, TX 78238 (512) 680-6110
FAX (512) 647-8007

Well, the reason that you have not been able to find any difference between amateur Baudot and TDD Baudot is that there isn't any! After all, much of the early work in establishing the TDD standards was done by amateurs in groups like the Telephone Pioneers, working with discarded Model 15 and Model 19 teleprinters. The only major difference is that the tone pairs used in signaling on amateur AFSK and FSK circuits are different than TDD tones, which are based on telephone modem frequencies.

Any of the "TU-less" computer programs should work, as long as the proper interface to telco is provided. Again, there are several programs in the "RTTY Loop" collection you may be interested in. See the end of the column if you are interested in these materials, and good luck with this worthy endeavor.

Finally, something sentimental. Long-time readers of this column may remember my love affair some years back with the Motorola 6800 CPU. The father of the 6809, and grandfather of the 68000 series that powers Macintosh computers, this incredibly powerful computer never really took off. Well, here is a letter from John C. Delaive VE4YD of Winnipeg, Canada, who still has faith. He is running a system under OS-9, the multi-tasking, multi-threading operating system for

the 6800/6809 that predated OS/2 by a decade, with the original Stylo word processor, Dynacalc spreadsheet, and a RTTY program to boot! He offers assistance in locating boards or supplies for this system. Interested parties may drop me a line and I will forward the information to him directly. Thanks for the memory, John.

I have mentioned the "RTTY Loop" collections a few times. For those who came in late, I have four disks worth of programs, with collections #1, #2, and #4 being RTTY, packet, and amateur radio programs, and #3 the collection of archiving utilities. Each collection will fill a 3.5", 1.44 Mb disk, or appropriately more disks of lesser capacity. If you would like any or all of these collections, simply send me sufficient media (5.25" or 3.5") to hold the stuff (no need to format the disks), a self-addressed stamped mailer to return them to you, and \$2 in US funds for each disk enclosed. If you would just like a listing of all the programs, send a self-addressed stamped envelope to me and request the collection listing. Sure, I can send that to you via Email as well, on any of the usual networks. Send comments, questions, and critiques to me by mail at the above address, or on CompuServe at 75036,2501; America Online at MarcWA3AJR; or Delphi at MarcWA3AJR. I look forward to it! **73**

PACKET & COMPUTERS

Continued from page 48

to get this info. Try to record the whole model number, and any revisions if you see them on the Printed Circuit Board or PCB. Record this information in the manual too, for easy access. Function means: What does the board do? Don't laugh, this may be necessary if you can't remember—and it happens! Finally, record the IRQ, I/O, DMA, and Mapped

Memory information so that when it comes time for a new board's configuration, you won't end up in a hair-pulling fit.

Next Month

We'll take a look at an interesting new product—using TCP/IP—that is a one-board (!) packet station. We're talking the whole station here, including radio. Talk about space saving. We'll also get a look at the "statistical" part of the survey information. 'Til then 73 de N1EWO. **73**

IRQ0:	Timer
IRQ1:	Keyboard
IRQ2:	PIC (Programmable Interrupt Controller)
IRQ3:	COM2 and COM4
IRQ4:	COM1 and COM3
IRQ5:	LPT2
IRQ6:	Floppy Disk
IRQ7:	LPT1
IRQ8:	Real Time Clock
IRQ9:	Connected to IRQ2
IRQ10:	available
IRQ11:	available
IRQ12:	available (PS/2 mouse)
IRQ13:	Math CoProcessor
IRQ14:	Fixed Disk Drive
IRQ15:	available

Table 1. The PC-AT computer has 16 IRQs but some are used for the system. See the text for more.

SLOW SCAN TV with the Sound Blaster!

New! Copy 8,12,24,36 sec. B&W, 36 & 72 sec. Color (in B&W), Scotty 1 & 2 (in B&W) with your Sound Blaster compatible sound card.

Requires PC, VGA 640x480-256 colors, and Sound Blaster compatible card.

ONLY \$40.00 - Shipping \$5 Illinois residents \$2.50 tax

Harlan Technologies
5931 Alma Dr. Dept. 93 - Rockford, Illinois 61108
815-398-2683

VISA MASTER CARD

CIRCLE 187 ON READER SERVICE CARD

Next Day QSLs
Two-Color Rainbow Assortment

Sarasota, Wisconsin Sauk County
KOZZ

Call Today & We Ship

	Next Day	2nd Day	ASAP
100	\$29.95	\$24.95	\$19.95
200	\$39.95	\$34.95	\$29.95
400	\$49.95	\$44.95	\$39.95
500	\$54.95	\$49.95	\$44.95
1000	\$99.95	\$89.95	\$79.95

Info 51
Antennas West
(801) 373-8425

All orders ppd 2nd day air/ priority mail. For overnight air delivery add \$10. Box 50062-S, Provo, UT 84605

CIRCLE 5 ON READER SERVICE CARD

UTMOST MODIFICATION BIBLE
THE GREATEST IN ITS TIME, EVEN MORE COMPLETE!!!

OVER 50 COMPLETE SYNTHESIZED CRYSTAL CHARTS.
OVER 20 ARE PRECALCULATED MODIFICATION CHARTS.
OVER 60 PLL DIAGRAMS - SCANNER MODIFICATION.
OVER 100 MODIFICATIONS FOR PLL C.B.'S.
OVER 100 HAM RADIO MODIFICATIONS.
TEN METER MODIFICATIONS, LINER SCHEMATIC DESIGN.
OVER 800 MIKE WIRING CODES.
ANTENNA/COAX & GAINLOSS DESIGN CHARTS.

KDC SOUND 1-800-256-9895 JUST:
5 PINE MEADOW \$29.95
CONROE, TX 77302 CHECK OR MONEY ORDER

CIRCLE 151 ON READER SERVICE CARD

ICOM® SPECIALIST

SALES AND SERVICE

Technician for 17 years with ICOM can revitalize your old equipment...or trade in for new.

CAP or MARS mod performed on purchases at no extra charge, if requested at time of sale.

SERVICE: \$50 per hour
NO MINIMUM * FAST TURNAROUND

ITECH

Lewisville West Center 701 S. I-35E, Suite 115
Lewisville, TX 75067
(NW corner I-35 & Fox Ave.)
Phone: 214/219-1490 * FAX: 214/219-1687

WA5WZD WB5QCY
Fred Palmer Bea Palmer
(Also service KDK & buy inoperative equipment)

CIRCLE 295 ON READER SERVICE CARD

TOUCH TONE DECODER:

Decodes DTMF tones from audio source, (tape, phone, radio). Displays numbers on LCD display, 200 Digit memory. \$169 ppd. USA

T-2000

SURVEILLANCE/- COUNTERSURVEILLANCE
catalog \$5.

EMCOM
10 HOWARD ST., BUFFALO, NY 14206
(716) 852-3711 Made in U.S.A.

25 Deg. Adjustable N Type Connector

144-175 MHZ

440 MHZ

800-960 MHZ

40-950 MHZ

EUR-AM Electronics
P. O. Box 990
MEREDITH N.H.
03253-0990

CIRCLE 83 ON READER SERVICE CARD

Radio Direction Finding

Joe Moell P.E. KØOV
P.O. Box 2508
Fullerton CA 92633

RDF Adventures in Ham Radio Fiction

Everybody says it: "We need more young people in ham radio." It's probably the only statement that Wayne Green and the ARRL leaders agree on. If you have "Elmered" a young ham, you know how our hobby produces inquisitive, imaginative, and ambitious youth. If you haven't, read Carole Perry WB2MGP's column each month in this magazine and you'll be convinced.

To recruit people of any age into ham radio, we need to show them that it's fun and exciting. To induce them to study for a ham ticket, we must appeal to their natural sense of adventure and competitiveness. What better ham adventure than a hidden transmitter hunt? Perhaps that's why radio direction finding (RDF) has been regularly featured in amateur radio fiction, along with T-hunts and foxhunts, as RDF contests are called.

T-Hunting Hooked Me

At age 10 I liked electronics and shortwave listening, but I knew little about amateur radio. One day I found *SOS At Midnight*, by Walker Tompkins K6ATX, in the school library. By the time I finished reading its 150 pages of suspense and intrigue involving high school hams, I knew I had to get my ham radio license.

In the same library, I found Tompkins' second ham radio novel, *CQ Ghost Ship*. In it, principal character Tommy Rockford K6ATX and a new Novice make an amazing discovery on a Saturday morning hidden transmitter hunt in southwest Washington state. That was enough to make me start badgering the leaders of my local radio club to schedule a 10 meter T-hunt. I just had to try RDF!

Stories such as these and the "Carl and Jerry" series in *Popular Electronics* magazine started me in ham radio. They fueled my imagination for new gadgets and encouraged me to learn more about radio and electronics, which led to a career as an engineer.

Tompkins, a prolific writer of westerns and screenplays, produced three ham radio novels in the 1960s, aimed at teenage and pre-teen boys. After a 20-year hiatus, he came back to ham radio as a subject and wrote three more Tommy Rockford novels in the four years before his death in November 1988. He is missed, but others have taken up his effort to promote ham radio through adventure stories.

Today's best-known ham radio novelist is Cynthia Wall KA7ITT. She writes from a much different perspective than Tompkins. Unlike the athletic, technically-inclined Tommy Rockford, who seemingly spent 24 hours a day being a ham, Cindy's lead character is Kim Stafford KA7SJP, a teenage girl for whom ham radio is just one part of a well-rounded life.

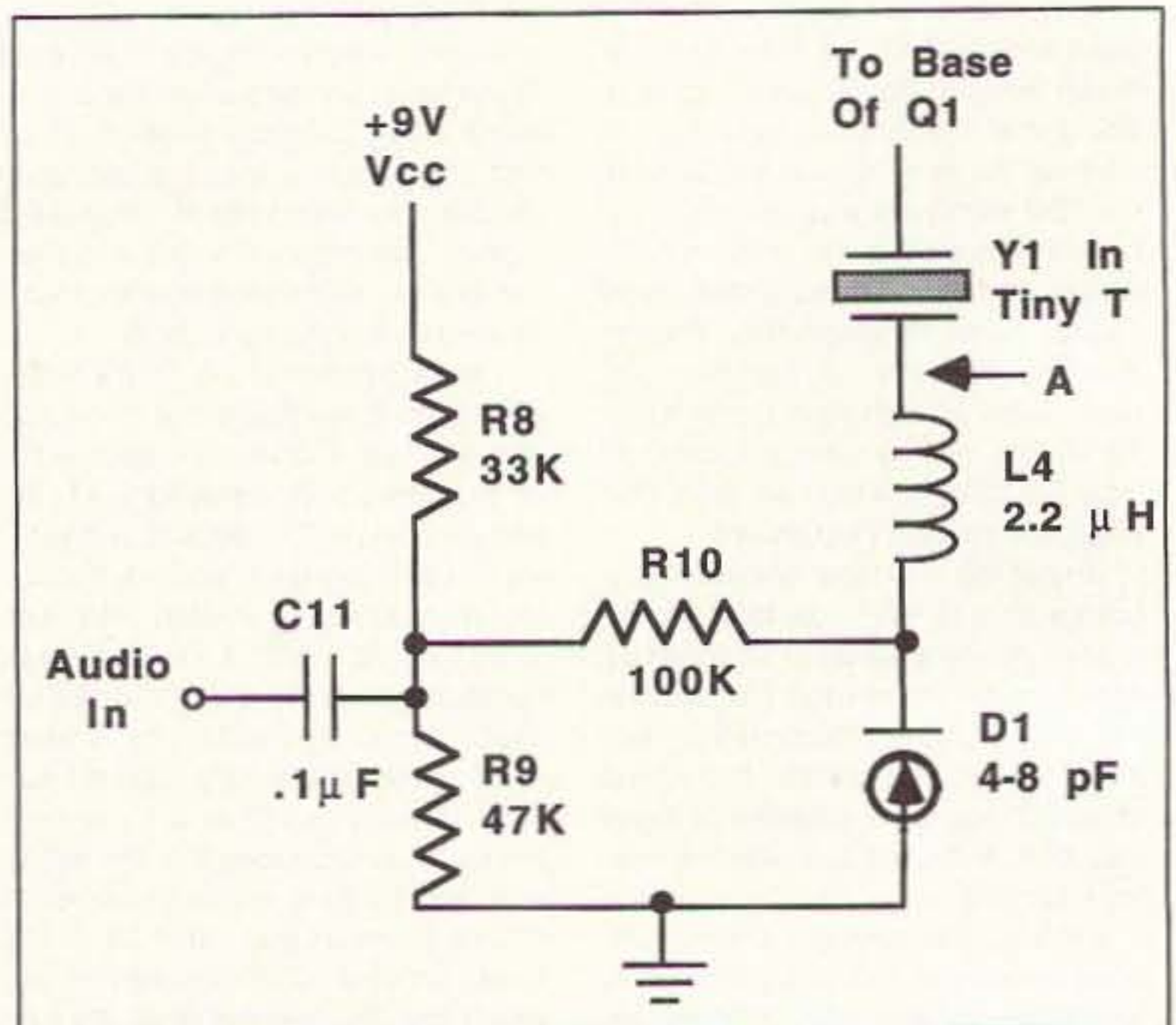


Figure 1. Add this FM modulator circuit to the tiny CW transmitter featured in the "Homing In" column for May 1993 to adapt it to your favorite foxbox.

You would expect that such a heroine would appeal primarily to girls Kim's age and younger. Indeed, that was Cindy's intended audience, but her stories have much wider appeal. Several adult male hams have told me that once started, they had to stay up into the wee hours to finish reading Wall's books.

With careful research and attention to details, Cindy has produced three ham radio thrillers so far. *Night Signals*, her first book, is the only one that includes RDF. Published in 1990, it tells how Kim and ham radio come to the aid of her new friend Marc Lawrence KA7ITR when he is injured on a solo hiking trip high in the Cascades.

Cindy's newest novel, just off the

presses, is *Firewatch!* It's about a heroine would appeal primarily to girls Kim's age and younger. Indeed, that was Cindy's intended audience, but her stories have much wider appeal. Several adult male hams have told me that once started, they had to stay up into the wee hours to finish reading Wall's books.

The Foxhunt Adventure

Newest on the ham radio fiction scene is Dave Casler KEØOG, author of *The Foxhunt Adventure*. TFA was released by MFJ Publishing in July 1992. Written with young readers in mind, it is a story of four youths attending high school and working in a pizza parlor in Louisville, Colorado, a town near Boulder. Illegal drugs are appearing on the campus, and Ben Thompson KEØOG hears something very unusual in his hamshack that might help identify the source.

The next few days are filled with danger and intrigue. Ben and his pizzeria coworkers learn important lessons about ham radio technology and human interaction. One begins working toward her ham radio license. Her interest in improving her German by talking to DL hams and her attraction to Ben give her a dual incentive to study. Later, her budding knowledge of CW becomes vitally important as the story unfolds.

Author Dave Casler learned about radio in his childhood when his aunt gave him a Hallicrafters shortwave receiver. This interest led him to serve as an electronic systems officer in the US Air Force, and to get an advanced degree in electrical engineering. Today he is an engineer in aerospace.

"Like you, I got into ham radio because of the Walker Tompkins books," he told me. "I always wanted to do something similar to that, but never thought I could until I saw Cynthia Wall's first book. I read that and said 'Gee, I can do this.' And I put an



Photo A. Hams and future hams of any age will learn about our hobby and be entertained by ham radio fiction. These four books include RDF in their plots.

practical Sideband

Mobile Special

SG-2000 HF Radio
SG-230 Antenna Coupler
Quick Mount System

QMS™



Get a GREAT MOBILE SIGNAL

- Full Ham Band coverage
- Type approved for Marine use
- Data modes supported
- 644 preprogrammed channels
- Full 150 watts output
- Extremely rugged system

The SG-2000 Remote Control Head provides the largest LCD display available - Easy to read on land or at sea.

SGC

Sideband Communications and Systems Engineering

Highest Value - The SG-2000 is under \$2000
Up to 8 Control Heads - Intercom between heads
Remote Control Options - by telephone & computer
Instant tuning - SG-230 computer control coupler
SG-303 Mobile whip - Covers 1.8 to 30 MHz
QMS - Allows "No Holes" HF mobile installations
Call SGC (206) 746-6310. Free information package

RCLE 188 ON READER SERVICE CARD

SCG Building, P.O. Box 3526 Bellevue, WA 98009 USA FAX: 206-746-6384

THE MOST RUGGED COMMERCIAL GRADE HF SYSTEM IS NOW AVAILABLE TO YOU!



Photo B. 16-year-old Jason McLaughlin KD6ICZ loves everything about ham radio, but his favorite activity is T-hunting. Why not introduce a young person to ham radio by inviting him or her to ride with you on your next hunt?

outline together."

The best writing, whether fiction or nonfiction, is done by people with firsthand knowledge of their subjects. Dave is well prepared to write a book that includes data encryption, bicycling, and T-hunting. "Cryptography has been an interest of mine," he said. "I wouldn't really call it a hobby, but I am a member of the American Cryptogram Association. I guess it was my exposure to codes in the military that intrigued me."

Writers develop their own favorite ways of clearing their minds, forcing concentration, and releasing creativity. "At the time that I wrote *TFA*, I was an avid bicycle rider," says Casler. "I would go on a long bicycle ride and think through a chapter, then come home and write it down."

Casler drew on his T-hunting experiences at Brigham Young University to complete his tale of high school ham adventure. "I'd been interested in ham radio for years, but it wasn't until I was in college that I did something about it," he says. "The club I was in had a lot of T-hunts. We thoroughly enjoyed them. I thought they were the greatest thing."

"We'd gather together on Saturday for the hunts. They would be on 2 meter simplex. We'd limit ourselves geographically. They weren't like some of the modern T-hunts that are

truly grueling events. The fox had to stay stationary and didn't have to transmit a whole lot. Everybody constructed five-element beams out of the *Handbook* to hang out the side of the car and hold up on a stick. I didn't have one, so I'd be either the driver or the navigator on a team. We'd drive all over town and take bearings based on S-meter. The first team to find it won."

Young readers will have no trouble identifying with lead character Ben Thompson. "I tried deliberately to make Ben a decent, fairly responsible person," says KE0OG. "He's vulnerable, not always as responsible as he could be. His buddy Josh Adams N0MUX is much the same."

Early in the story, Ben meets Toby, a new student from Los Angeles who seems hard to get to know. Ben wonders if he can be trusted. "Toby took over the book," Dave admits. "I hadn't intended for him to be that prominent. I became fascinated by this fellow." Readers will be, too.

"Stealth" Publisher?

The Tompkins and Wall books are readily available from ham radio dealers and by direct mail from the ARRL (see Photo A). Cindy Wall often goes to ham conventions and is invited to give talks in Oregon

Sell your product in **73 Amateur Radio Today**
Call Dan Harper today. . . 1-800-274-7373

TRANSEL TECHNOLOGIES

A DIVISION OF LJ ELECTRONIC INDUSTRIES
123 East South Street • Harveysburg, Ohio 45032
1 (800) 829-8321

Model TSC1
Trasel Suction Cup Mounting Kit
\$12⁹⁵

Model TDC1
Trasel Heavy-Duty Hat Clip
\$12⁹⁵

Model TWM
Trasel Slim Line Window Mount Kit
\$24⁹⁵

Model T144-10
Trasel Modified Gain Quarter Wave Antenna
\$14⁹⁵

Write for a Full Line Antenna Catalog at No Cost!
— DEALERS WELCOME —
Made In The USA...Because It Matters!

CIRCLE 11 ON READER SERVICE CARD

NEMAL ELECTRONICS

Exclusive Manufacturer Of **HAMCABLE™** Composite Cables



Part No. HC100

RG8 Foam & 8 Cond. Rotor Cable
Together with a weather resistant overall jacket.

(black standard, others on request)

Introductory Pricing - All coax 95% braid

HC100	RG8 Foam & 8C182263 per foot	
HC110	RG8 Poly & 8C182263 per foot	(100 ft. minimum)
HC120	RG8 Foam & 8C162081 per foot	
HC130	RG8 Poly & 8C162081 per foot	(Orders for less than 100ft add. 05 per ft.)
HC140	RG213 & 8C182267 per foot	
HC150	RG213 & 8C162084 per foot	
HC160	Belden 9913 & 8C162095 per foot	

All prices plus shipping. MasterCard/VISA OK

NEMAL ELECTRONICS, INC.,

12240 NE 14th Avenue, N. Miami, FL 33161

(305) 893-3924 FAX (305) 895-8178



CIRCLE 85 ON READER SERVICE CARD

schools about ham radio and writing.

On the other hand, Casler's book is not being promoted by its publisher. You probably can't find it in ham stores. Fortunately, I noticed it in a 73 *Amateur Radio Today* ad for MFJ publications via mail order. You can order it by calling (800) 647-1800. Stock number is MFJ-3101.

When I asked if Ben Thompson might have more adventures in his future, Dave said, "Writing the book was a blast. I've thought about sequels. I've got two plots already worked out in my mind, using the same characters."

I hope MFJ soon realizes what an asset they have in KEØOG and his book. It needs lots more publicity. I also hope that more elementary and secondary educators can be made aware of the value of ham radio fiction. All of the Tompkins, Wall, and Casler titles deserve prominent display in school libraries across the country. (Right, Carole?)

So if it's time to get a birthday present for a grandchild, niece, nephew, or any other young person who should learn more about ham radio, consider one or more of these fine books. But be sure to do your shopping early, so you'll have them in time to read yourself!

Next time a young person shows interest in your ham radio activities,

be sure to take time to give him or her some "show and tell." And when your club puts on a T-hunt, invite a youngster along (Photo B).

Tones for the Tiny T

Last month I reported that Ken Bauer KB6TTS was adding FM to his subminiature CW transmitter for 2 or 1-1/4 meters, described in May's "Homing In." Ken's modulator has

circuit (Point A).

The modulator circuit loads the oscillator, so order your crystal about 2 kHz higher than your intended output frequency. DC bias on D1, supplied by resistive divider R8/R9, fine-tunes the carrier frequency. Values given for these resistors are to be used as a starting point. Change them as necessary to put your T exactly on channel. As the

"Next time a young person shows interest in your ham radio activities, be sure to take time to give him or her some 'show and tell.'"

been successfully tested and it works perfectly with the Communications Specialists ID-8, reviewed last month. The entire hidden T, including the 9-volt battery, fits inside a small pill bottle or . . . well . . . use your imagination.

Figure 1 is the schematic for the added circuitry. D1 is a varactor diode, Motorola part number MM-BV809L. It changes capacitance as a function of the reverse voltage applied to it. This varies the frequency of the oscillator, resulting in FM. D1 connects through L4 to the crystal lead that was grounded in the original

battery voltage decays, some frequency change will occur, but it is not great enough to warrant a voltage regulator.

Most foxbox and IDer boards include keying circuits, so U1, Q3, R5, R6, R7, and C8 in the CW transmitter are not needed. Deleting them frees up about a third of the board space, giving plenty of places to tack down the modulator components. Connect the top side of R8 to the point marked Vcc on the original schematic. Vcc also ties to the positive battery terminal. The circuit ground of the tiny T goes to the NPN keying

transistor of your foxbox or IDer (gray lead of the ID-8).

Surface mount components are best, although you can squeeze 1/8-watt resistors into some locations. Newark Electronics carries the varactor diode. All other parts are available from Digi-Key Corporation. Boards and completed units are available from KB6TTS. For prices and availability, send a self-addressed stamped envelope to Ken at 2306 Turquoise Circle, Chino Hills CA 91709.

In addition to the ID-8, suitable tone and ID sources featured in previous columns include RaCon (July 1993) and TBOX (October 1991). Approximately 2 volts peak-to-peak audio is required for +/- 4 kHz deviation. Foxboxes are designed to drive microphone inputs of HTs and mobile rigs, so they include one or more dropping resistors in series with the audio level potentiometer (R9 and R10 in TBOX, for instance). Short these resistors or replace them with lower values to raise the audio voltage output.

Set FM deviation with the audio pot on the tone/ID source. A deviation limiter circuit is not included because foxboxes have constant output level. However, you may need to add a high frequency rolloff capacitor across R9 to round off square wave foxbox tones.

Subscribe to
73 Amateur Radio Today
Call 800-289-0388

WEFAX To The Max



PC GOES/WEFAX 3.0 \$250

PC GOES/WEFAX 3.0 is a professional fax reception system for the IBM PC. It includes an AM/FM demodulator, software, cassette tutorial and 325 page manual. Check this partial list of our advanced features:

Res. up to 1280x800x256	APT Lat/Lon. Grids
Unattended Operation	Orbital Prediction
Colorization	Frame Looping
Zoom, Pan, Rotation	PCX & GIF Export
Contrast Control	Grayscale Printing
Tuning Oscilloscope	Infrared Analysis
Photometry/Histograms	Variable IOC & LPM

PC HF FACSIMILE 6.0 \$99

PC HF Facsimile 6.0 is a complete shortwave FSK fax system for the IBM PC. It includes an FSK Demodulator, software, 250 page manual and tutorial cassette. Call or write for a complete catalog of products.

Software Systems Consulting
615 S. El Camino Real, San Clemente, CA 92672
Tel:(714)498-5784 Fax:(714)498-0568

CIRCLE 250 ON READER SERVICE CARD

PERSONAL COMPUTER REPEATER CONTROLLER
PCRC™

Speaks for Itself

- ✓ Full Duplex Autopatch
- ✓ 911 Emergency Access
- ✓ Reverse Autopatch
- ✓ Voice Mail
- ✓ Voice/Tone/DTMF Paging
- ✓ Links
- ✓ Hardware Logic I/O
- ✓ Morse Code Practice

- ✓ Toll Restriction
- ✓ Voice ID's
- ✓ BSR X10
- ✓ Scheduler
- ✓ Programmable Courtesy Tones
- ✓ HF Remote Control
- ✓ Remote Base

PCRC/2 Combines the power of your XT/AT platform with a high quality play and record voice digitizer creating the ultimate repeater controller.

516-563-4715 *from \$695*

Fax: 563-4716 BBS: 286-1518

CIRCLE 198 ON READER SERVICE CARD

ONV SAFETY BELT CO.

P.O. Box 404 • Ramsey, NJ 07446

800-345-5634

Phone & FAX 201-327-2462

ONV Safety Belt With Seat Harness

\$89.95



OSHA
We Ship
Worldwide
Order Desk Open
7 Days/Week

ONV Tool Pouch \$15.95

Add \$4.00 For Handling VISA M/C CHECK

ONV Belt W/O Seat Harness

\$74.95

CIRCLE 102 ON READER SERVICE CARD

ROANOAK DOPPLER DF


At last there is a P.C. board to build the famous Roanoak Doppler Direction Finder. Good for locating interference! Ready to assemble board and components. . . \$87.50

"Transmitter Hunting"
TAB Books 323 ppg. . . \$19.95
(The calibration procedure for this unit can only be found in this book.)

California residents add 7.75% sales tax.

Douglas RF Devices, P.O.Box 246925

Sacramento, CA 95824-6925, (916)688-5647



CIRCLE 231 ON READER SERVICE CARD

HAMS WITH CLASS

Number 19 on your Feedback card

Carole Perry WB2MGP
Media Mentors, Inc.
P.O. Box 131646
Staten Island NY 10313-0006

Ocean Challenge Follow-Up

This column deals with one of the best follow-up activities we've ever had in our ham radio class. When my 6th, 7th, and 8th grade ham radio students were selected to get involved with the Ocean Challenge project ("Hams With Class," June 1993) we had no idea what a fantastic fun learning experience it was going to be.

Bill Biewenga and Rich Wilson WA1BZE set a new sailing record on April 7, 1993, from San Francisco to Boston, around legendary Cape Horn, aboard their 53-foot trimaran *Great American II*. Today in Boston, 69 days 19 hours out of San Francisco, the *Great American II* lies quietly between the New England Aquarium and Long Wharf, at a clipper ship terminal from the 1850s.

This incredible voyage was of special interest to us since my students were able to make actual contact with Rich via ham radio. The youngsters were positively mesmerized by his accounts of dolphin and whale sightings. You could hear a pin drop in our room as Rich described the flying fish that hit him in the face when he lowered himself overboard to remove some kelp from the hull. We were well organized by the second contact, with children at the wall map recording longitude and latitude readings, as the others stood by patiently with their prepared questions.

Rich explained to my kids that their dream was twofold: offshore, to challenge themselves in their chosen arena against the best; and onshore, to share their adventures en route with students and their families. As promised, it was arranged for Rich to meet with my ham radio students at the New York City South Street Seaport on June 10, 1993.

I am totally amazed at the amount of enthusiasm this trip generated in my school (Intermediate School 72 in Staten Island, New York). The 12 youngsters who actually contacted Rich were the first ones invited to meet him. I then ran several contests amongst my students to determine who else would be lucky enough to accompany us to the Seaport. The kids really went wild, bringing in all kinds of nautical and marine projects and reports.

On June 10th, 32 children and three parents accompanied me to meet with Rich Wilson in person. There was a canopy set up on board the *Peking* ship docked at Pier 17 in the Seaport in lower Manhattan. The weather was magnificent as we all proudly boarded the ship to have our much-anticipated live interview with someone who had just been a voice on the radio. The TV cameras were there, which added to the excitement.

The children sat on the deck in front of Rich as he enthusiastically conjured up the most wonderful images of his voyage for them. One child asked about the most beautiful sight Rich had seen. The response was that it was a hard choice, but that he had truly been



Photo A. Carole and the kids at the South Street Seaport in front of the Peking.

in awe at seeing a full double rainbow off the coast of Brazil. He also surprised the kids by telling them that he and Biewenga ate like pigs and kings in order to keep up their energy level. They consumed an average of 3,000 to 4,000 calories a day. They had lots of canned fruits and vegetables, and drank soy milk.

There were lots of questions about the relationship between the two crewmen. Rich explained that though they were best friends, they still had arguments. Living in a 12-foot-by-12-foot cabin, they learned to sacrifice their own egos for the team goal.

The children, of course, wanted to know about the scary things. Rich assured them that there were plenty of scary experiences. He said it both scared and fascinated him to think of the ocean beneath him being 13,000 feet deep. Many things amazed him, like the interconnection of things in na-

ture. Sand from the Sahara desert was found on their sails over 2,000 miles away.

The thing they both missed most was the contact with their families and friends. The first thing they did when they got back to Boston after their 15,300-mile voyage was to go out with family and friends for a big spaghetti dinner.

Of course, what made the children smile ear-to-ear was when Rich told them how very much it meant to him to speak with them on the ham radio. He said he took great heart in hearing firsthand how we were all rooting him on. His parting words to the kids at the Seaport were, "Keep dreaming your own dreams, and the day will come for you to go and live them."

There's no doubt that—thanks to ham radio—we were able to share in an extraordinary piece of history that we'll always remember.

Quality Microwave TV Antennas
WIRELESS CABLE - IFTS - MMDS - Amateur TV
Ultra High Gain 50db(+) • Tuneable 1.9 to 2.7 Ghz.
• 55-Channel Dish System \$199.95
• 36-Channel Dish System \$149.95
• 20-Channel Dish System \$124.95
• Optional Commercial Grid Antenna (not shown) Add \$50.00
• Yagi Antennas, Components, Custom Tuning Available
• Call or write (SASE) for "FREE" Catalog

PHILLIPS-TECH ELECTRONICS
P.O. Box 8533 • Scottsdale, AZ 85252
(602) 947-7700 (\$3.00 Credit all phone orders)
MasterCard • Visa • American Express • COD's • Quantity Pricing

Dish System
LIFETIME WARRANTY

CIRCLE 249 ON READER SERVICE CARD

NEW ONLINE CALL DIRECTORY
Our new *HAMCALL* service gives you 494,114+ Hams, via your computer.
\$29.95 per year — unlimited use!

BUCKMASTER PUBLISHING
Route 4, Box 1630 Mineral, VA 23117
703: 894-5777 800: 282-5628

CIRCLE 7 ON READER SERVICE CARD

Like ♥ Packet? Chock Full of Features and Tips!

Packet Power
NEWSLETTER

12 ISSUES ONLY
\$24

Subscribers worldwide. Professionally written and edited. Mention 73 and receive 3 bonus issues! Sample copy \$2. Send check or money order (US funds) today to:

Packet Power • PO Box 189 • Burleson, TX 76097

CIRCLE 233 ON READER SERVICE CARD

From Micro Computer Concepts

RC-1000 REPEATER CONTROLLER

- Autopatch • Reverse Autopatch
- User Programmable CW ID, Control & User Codes & Timeouts

Manual with schematics • 90-Day Warranty
Wired & Tested w/ manual **\$239.95**

Micro Computer Concepts
8849 Gum Tree Ave.
New Port Richey, FL 34653
813-376-6575

CIRCLE 160 ON READER SERVICE CARD

BATTERIES

Nickel-Cadmium, Alkaline, Lithium, Sealed Lead Acid For Radios, Computers, Etc. And All Portable Equipment

**YOU NEED BATTERIES?
WE'VE GOT BATTERIES!**

CALL US FOR FREE CATALOG

E.H.YOST & CO.
7344 TETIVA RD.
SAUK CITY, WI 53583
(608) 643-3194
FAX 608-643-4439

CIRCLE 114 ON READER SERVICE CARD

SAM Amateur Radio Callsign Database

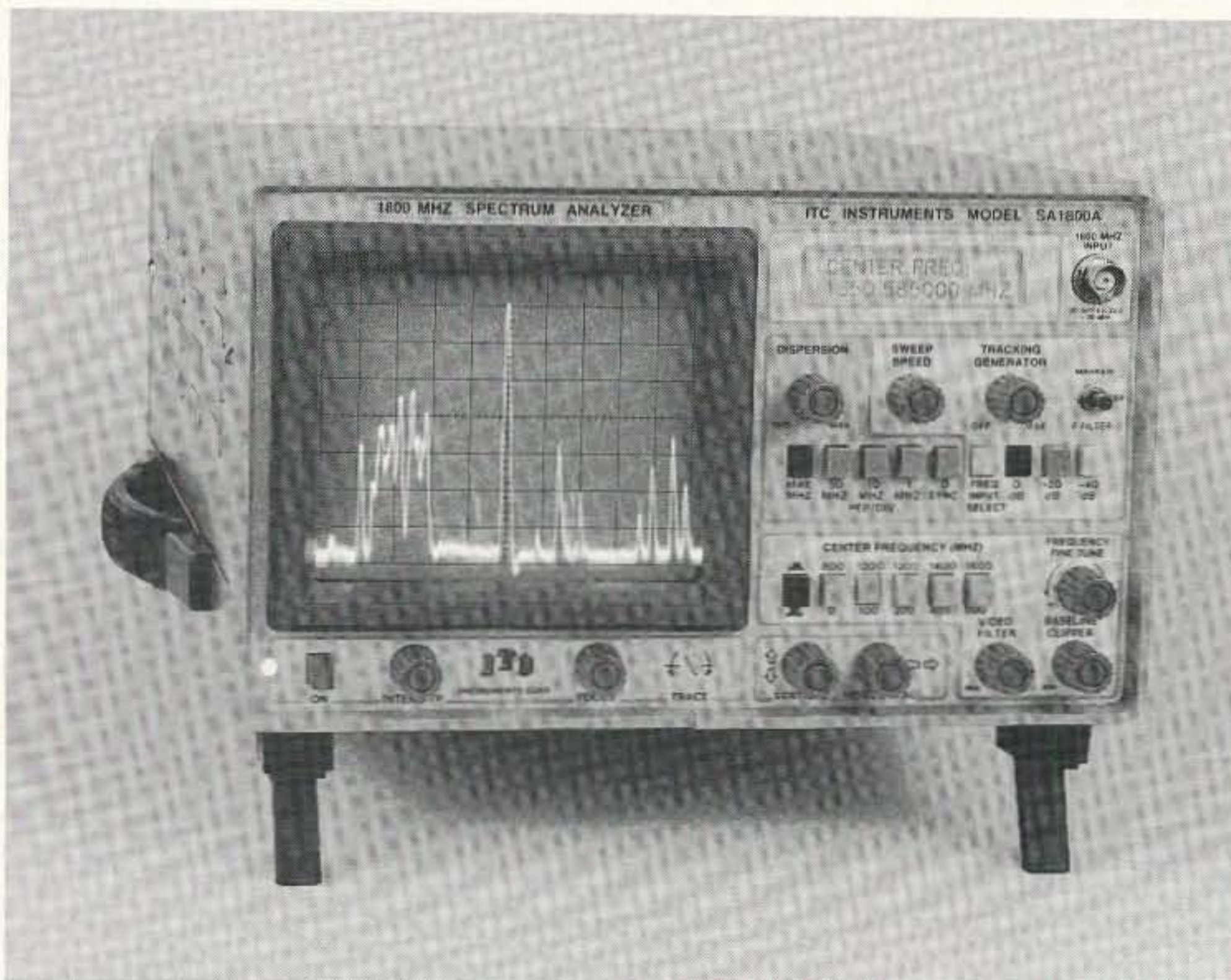
For your PC Compatible. Find Hams by Callsign or Name. Browse thru calls. Full export by QTH with custom output. All U.S. and Canada Calls. Ideal for mailing lists, QSLs, etc. Uses 16 MB Hard Disk. High Density Floppy (1.44 or 1.2) required for install. Updates and options available. Interfaces to LOGic, LogMaster, HyperLog and others. Demo disk \$3.00.

County Cross Reference Option adds county to address info. Lookup or export all Hams in a county. Only \$7.50.

\$39.95
\$5 s/h VISA/MC

RT Systems Inc.
Box 8, Lacey's Spring, AL 35754
205-882-9292

"ITC" The Only Affordable Full Function Spectrum Analyzer



PRICES START AT
\$1295.00

SA600 MODEL 2mHz - 600mHz

A MUST FOR:

- ◆ COUNTERSURVEILLANCE
- ◆ SATELLITE TELEVISION
- ◆ RF ALARM SYSTEMS
- ◆ TWO-WAY & HAM RADIO
- ◆ ALL RF BASED SYSTEMS

You Do Not Have To
Spend \$10K To Get a Full

Function Spectrum Analyzer (HP, TEK ect.) And Don't
Spend \$3K to \$4K For So Called Low Cost Limited
Function Analyzers. (Avcom, B&K, ProTek) ITC delivers full function
Analyzers for less. Let's look at the features ITC Spectrum Analyzers provide.

SA SERIES PRICES:

SA600A \$1295.00

2mHz to 600mHz

SA1000A \$1595.00

2mHz to 1000mHz

SA1800A \$1895.00

2mHz to 1800mHz

Opt. 1 50 mHz marker Generator

\$200.00

Opt. 3 +/- 5 kHz Narrow Band Filter

provides 5 kHz resolution BW

\$350.00

Opt. 5 Tracking Generator Internal

\$250.00

Opt. 6 Center Frequency Readout

\$250.00

TERMS: M/C, VISA, DISC., AE, CHECK, MO, COD

PRICES & SPECIFICATIONS SUBJECT TO
CHANGE WITHOUT NOTICE OR OBLIGATION

ITC INSTRUMENTS CORP.

9222 Chesapeake DR, Suite A

San Diego Ca. 92123

619-277-4619 Fax 619-277-6736

80 dB DYNAMIC RANGE

ON SCREEN. ITC Exclusive EFPLA
Log Amp. (pat. pending) Other low priced
units only have 60 dB or 70 dB on screen.

-110 dB SENSITIVITY AT ALL SPAN WIDTHS.

Only ITC provides
-110 dBm .7 uv. sensitivity at wide &
narrow span widths. Other low cost units
provide 80 - 95 dB only at narrow Spans.

HIGH STABILITY

Only ITC Analyzers
provide high stability and low drift at any
span. (I < then 1kHz per Hr. after warm-up)

EASY OF OPERATION:

The SA Series controls are simple to
understand and use, even if you never
used a Spectrum Analyzer before you will
be on line in no time.

FEATURES: Baseline Clipper, Video
Filter, 5" CRT, 10 push-button Frequency
select switches plus a 10 Turn Frequency
control for 100 :1 tuning ratio. Providing
easy frequency selection. The Dispersion
is variable form 0 mHz to 50mHz per/div.

DIMENSIONS: 6"H x 12"W x 17"D

CALL 1-800-232-3501

**FOR SPECIAL INTRODUCTORY OFFER ON ALL MODELS
SAVE UP TO \$1000 ON SA1800 WITH Opts 1,3,5 & 6**

Low Power Operation

Michael Bryce WB8VGE
2225 Mayflower NW
Massillon OH 44646

Imagine you're taking a solo trip to Hawaii in your Cessna 150. During your travels, you end up having engine trouble over the South Pole. Making an emergency landing, you prepare to walk out. All of a sudden the storm of the

century starts a blowin', glaciers are cracking, bronchitic sea gulls are coughing up green ice cubes. The blizzard's so strong you're being lashed by unsecured penguins. Just when you can't take any more, a giant crevasse opens up before you. Suddenly, a yeti lays his paw on your shoulder as your left leg drops off from frostbite. At this moment,

don't you wish you'd brought along your HW-8 and a small antenna tuner? A random wire fastened to a stack of frozen penguins would be great while you pound away on your straight key for help inside your snow cave. Low power is always better than no power.

But what about the antenna tuner? You can't get too much inside a Cessna 150, so you had better make it a bantam-size tuner. But, you want one that will match coax as well as random wires and oh yes, don't forget about balanced lines, too.

Well, I may have exactly what you need. It's a Super Tee tuner designed

by D. A. "Mike" Michaels W3TS, and it first appeared in the June 1992 *QRP Quarterly*. Mike based his design on the original work done by DJ2LR, published in the December 1974 issue of *QST*.

Getting the Parts

The best part of all is that Kanga US has a complete kit ready to go. As with all the kits by Kanga, you get a baggie full of parts. Of course, the box to hold it in is up to you. Bill Kelsey was kind enough to let me have one of these kits at this year's Dayton Hamvention. The kit comes with all the inductors required, as well as several feet of wire of differ-

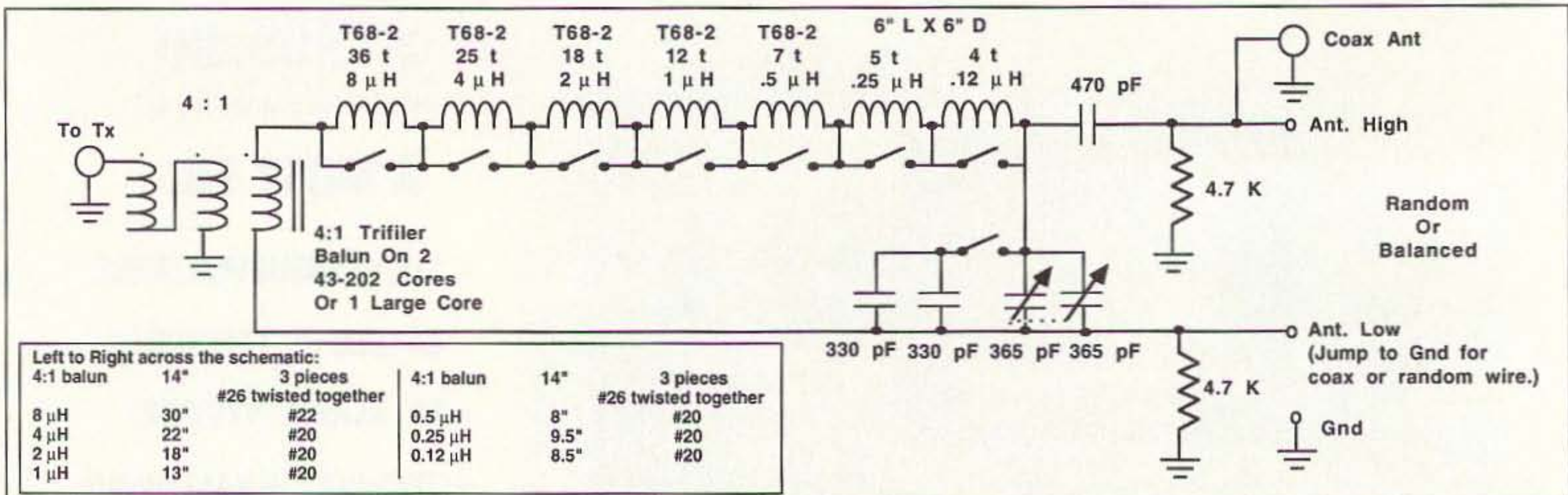



Figure 1. Schematic for the Super Tee antenna tuner.

AMATEUR TELEVISION



TVC-4G
only \$89

SEE THE SPACE SHUTTLE VIDEO

Many ATV repeaters and individuals are retransmitting Space Shuttle Video & Audio from their TVRO's tuned to Satcom F2-R transponder 13. Others may be retransmitting weather radar during significant storms. If it is being done in your area on 70 CM - check page 413 in the 91-92 ARRL Repeater Directory or call us, ATV repeaters are springing up all over - all you need is one of the TVC-4G ATV 420-450 MHz downconverters, add any TV set to ch 2, 3 or 4 and a 70 CM antenna. We also have downconverters and antennas for the 900 and 1200 MHz amateur bands. In fact we are your one stop for all your ATV needs and info. Hams, call for our complete ATV catalog - antennas, transceivers, amplifiers. We ship most items within 24 hours after you call.

(818) 447-4565 m-f 8am-5:30pm pst. **Visa, MC, COD**
P.C. ELECTRONICS Tom (W6ORG)
2522-WG Paxson Ln Arcadia CA 91007 Maryann (WB6YSS)

18th Annual Va. Beach HamFest / Computer Fair™ & PopCom SWL Convention ARRL Virginia State Convention

Oct. 2 & 3, 1993
Va. Beach, VA



- ✓ Major Commercial Exhibitors & Dealers
- ✓ Amateur Exams & Upgrades
- ✓ Special Guests - Gordon West, WB6NOA & Roy Neal, K6DUE
- ✓ DX Forums - Technical Forums
- ✓ Major Computer Dealers
- ✓ Excellent Food Service
- ✓ Held at the Va. Beach Pavilion
- ✓ Plenty of FREE Parking
- ✓ It's still Vacation Time at the Beach!
- ✓ Lots of Nearby restaurants, museums, historic sites - Williamsburg, Busch Gardens, Norfolk Naval Base & more!

General Admission - \$5 Advance - \$6 At The Door
Tickets Good for Both Days!

Tickets & General Info
Manny Steiner, K4DOR
3512 Olympia Lane
Va. Beach, VA 23452
(804) 340-6105

Send SASE - Checks
Payable to TRC, Inc.

Exhibitor Info
Lewis Steingold, W4BLO
1008 Crabbers Cove Lane
Va. Beach, VA 23452
(804) 486-3800

CIRCLE 278 ON READER SERVICE CARD

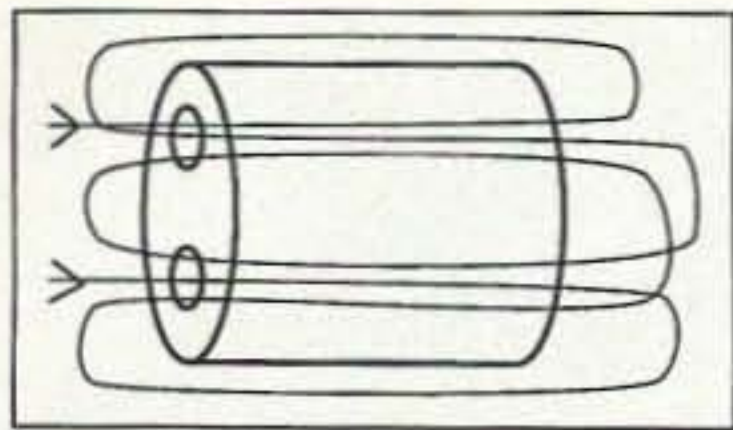


Figure 2. Winding for the trifilar balun. The solid line represents the three wires twisted together. Use an ohm-meter or continuity tester to be sure you have the right end of each winding when you solder it into the circuit.

ent gauge. Also included is the variable capacitor (always a hard-to-get part), and the two-hole balun cores, also hard-to-find. Even SO-239 antenna connectors come with the kit (surprise!). The Kanga Super Tee antenna tuner is \$20 plus \$3.50 shipping from Kanga US, Bill Kelsey, 3521 Spring Lake Drive, Findlay OH 45840.

How It Works

The tuner operates as a low-pass circuit and does not have any false modes that present high circulating current.

Seven slide switches and seven separate inductors are used to get a wide range of inductance while keeping the "Q" high. By using separate inductors that are shorted out by the switches when not needed, the shorted turn effect (which would lower the Q) is avoided.

ed. This means all of your hard-fought-for QRP RF is going to the antenna and not into the tuner.

One of the improvements Mike made is raising the low side of the tuner above ground. This allows the tuner to be used with a balanced line.

Putting It Together

As with just about all Kanga kits, the instructions are very thin. In fact, with this kit they're almost transparent! Even though this is not a hard-to-build kit, it might be more than the first-time builder can swallow. Not that the kit contains zillions of parts but, as with all antenna tuners, most of the work is metal forming and mechanical assembly. Without a ready-to-use box, the builder has to install seven slide switches, and that's not an easy task. Slide switches are a pain in the butt to mount on a panel.

There is no PC board to stuff. All the parts go in as point-to-point wiring. A pictorial would have really been nice to see, but alas, there is none. There is a large pictorial for winding one of the balun coils. This coil could be a source of real hair-pulling frustration without the drawing.

All of the coils mount to the back of the seven slide switches. You have to wind several toroids for this project, too. The instructions give information on winding the cores. There is a list showing you what length of what size wire to make each coil. Looking over the in-

structions, I came across some text telling me some of the coils come pre-wound but may have too many turns on them. So, just remove what you don't need and use the core. It would have been a good idea to mark what pre-wound core was what. I don't know about you, but I can't tell what the core type is by looking at it. Looking back, I wonder what would have happened if I just used the pre-wound cores without removing the extra turns? More inductance, yes; a screwed up Super Tee tuner, more than likely not.

The Variable Capacitor

The twin-ganged variable capacitor must be isolated from ground. How to do this is up to you. Several ideas are presented in the instructions to head you in the right direction. In the olden days, an insulated shaft coupling would be easy to come by; today, it's a different matter altogether.

I used a hunk of Teflon to mount my capacitor. Plastic stock would work just as well, as would a piece of sealed wood. A small length of a Bic Stick (the pen) makes a very good insulated shaft to connect to the capacitor. I happen to have a panel bearing in my junk box, so I did not have to worry about the case eating up the plastic shaft. An old pot (a 1957 version—not the ones used today) may be used for a panel bearing—sometimes. No matter how you do it, you must insulate the capacitor before

the tuner will work. That includes both the rotor and the stator!

On the Air with the Super Tee

All you have to do to operate this tuner is to select the proper combination of inductance and capacitance, just like a regular tuner. But, instead of flipping through a range of inductance via a multi-tapped switch or roller inductor, you have to flip the slide switches on and off, selecting or de-selecting the inductance.

You do this by fully meshing the variable capacitor (max capacitance) and leaving open the switch to the extra 660 pF. Next, adjust the slide switches for a noise peak in the receiver. Peak for best noise with the variable capacitor, keeping it toward maximum capacitance. Finally, apply RF to the tuner and adjust the inductance and capacitance for the best match. By going for the noise peak first you should be fairly close to the final adjustment.

I'm not sure about flipping the switches on and off with RF applied, even with QRP power levels involved. To be honest, I've never been one to trust slide switches to begin with.

All in all, the Super Tee antenna tuner works quite well. Depending on how you end up building it, you'll find room for one in your Cessna 150. Of course, it will be up to you to find out if you can even stack frozen penguins before you start running wires to the tuner. 73

INTRODUCING THE UNIVERSAL M-400

A totally new concept in code / tone readers!



- Baudot
- Sitor A/B
- ASCII
- Swed-ARQ
- FEC-A
- FAX
- POCSAG
- GOLAY
- ACARS
- DTMF
- CTCSS (PL)
- DCS (DPL)

- A RTTY-reader and tone-decoder in one!
- Easy to read two-line 40 character LCD.
- No computer or monitor required.

Forget the limitations you have come to expect from most "readers". The self-contained Universal M-400 is a sophisticated decoder and tone reader offering an exceptional range of capabilities. The SWL will be able to decode Baudot, SITOR A & B, FEC-A, ASCII and SWED-ARQ. Weather FAX can also be decoded to the printer port. The VHF-UHF listener will be able to copy the ACARS VHF aviation teletype mode plus GOLAY and POCSAG digital pager modes. Off-the-air decoding of DTMF, CTCSS (PL) and DCS is also supported. The M-400 can even be programmed to pass only the audio you want to hear based on CTCSS, DCS or DTMF codes of your choosing. The M-400 can run from 12 VDC or with the supplied wall adapter. The American-made Universal M-400 is the affordable accessory for every short-wave or scanner enthusiast.

Only \$399.95 (+\$6 UPS).

Universal Radio
6830 Americana Pkwy.
Reynoldsburg, OH 43068
◆ Orders: 800 431-3939
◆ Info.: 614 866-4267

FREE CATALOG

This huge 100 page catalog covers everything for the shortwave, amateur and scanner enthusiasts.

Request it today!

QUALITY THAT'S AFFORDABLE

Tri-Ex is pleased to announce the reduction in price on the most popular models of quality Tri-Ex towers for the Amateur radio enthusiast. The overwhelming acceptance of the listed models has made it possible for Tri-Ex to pass on substantial savings to our valued customers.

LM-470 WAS NOW!
\$3,945 \$3,658

WT-51 Was Now
\$1,245 \$1,050


LM-354 \$1,865 \$1,300

The LM-354 is supplied with a hand winch brake system. The LM-470 is motorized.

	TO ORDER CALL 800-328-2393	
TECH SUPPORT 209-651-7859		
FAX 209-651-5157		

All towers are complete with rigid concrete base mount and rotator mounting plate. Tri-Ex prints and calculations provided with tower are compliant with 1991 Uniform Building Code (U.B.C.) Engineering designed to 1991 U.B.C. - 70 MPH

Tri-Ex® TOWER CORPORATION
7182 Rasmussen Ave. • Visalia, CA 93291
Unsurpassed Quality since 1954



CIRCLE 22 ON READER SERVICE CARD

Ham Television

Bill Brown WB8ELK
c/o 73 Magazine
70 Route 202 North
Peterborough NH 03458

Inexpensive 900 MHz System

Last month we described the Fort Wayne, Indiana, crossband ATV repeater. In order to avoid many of the problems which can arise when building an in-band ATV repeater, the Fort Wayne group chose to put their output on the 900 MHz band. The 900 MHz band was chosen over the 1200 MHz band because inexpensive downconverters from a wireless video system called the Gemini Rabbit were readily available at many stores at a very reasonable

price (usually under \$50 for both a transmitter and a receiver, complete with cables, power supplies and an A/B switch). In fact, a number of stores sell just the receiver by itself at a substantial savings.

However, as with any bargain, there is a catch. These little black boxes (see Photo A) come with built-in whip antennas that need to be removed and replaced by connectors. Jim Pliett K9OMA of the Fort Wayne group would like to share some of his modifications that allow these units to perform well for amateur TV use.

Modifying the Rabbit

To add an antenna connector to the Rabbit receiver, you must first re-



Photo A. The Gemini Rabbit wireless video system consists of a tunable TV transmitter and receiver that operates on the 900 MHz band. (Photo by Jim Pliett K9OMA.)

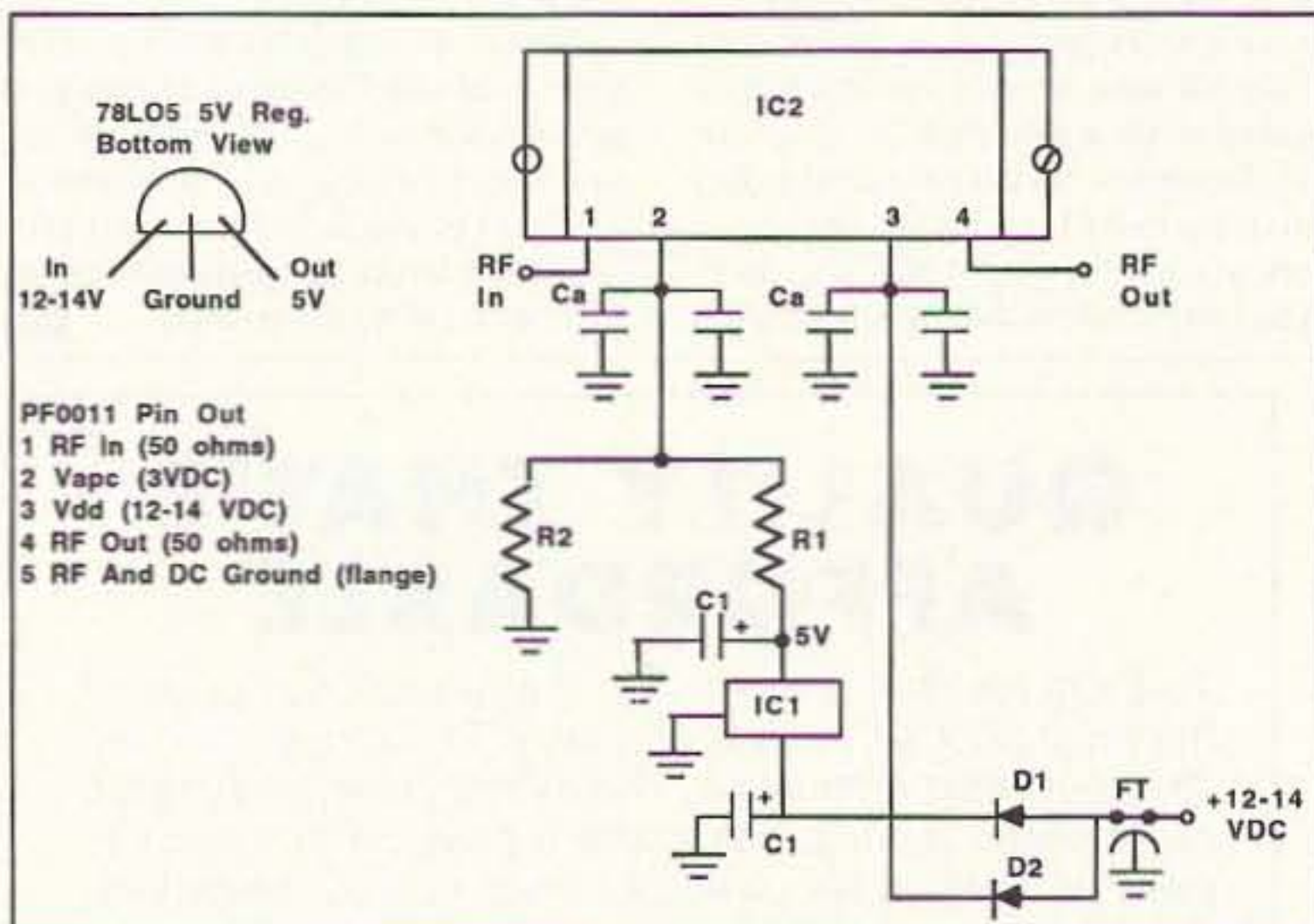


Figure 1. The output power of the Rabbit transmitter can be increased to over 5 watts through the addition of this Hitachi PF0011 linear hybrid MOSFET amplifier module. (Drawing courtesy of Bill Olson W3HQT of Down East Microwave.)




Photo B. To add an external connector to the receiver, remove the shield cover as shown. (Photo by Jim Pliett K9OMA.)




Photo C. Adding an external antenna connector to the transmitter. (Photo by Jim Pliett K9OMA.)

move the metal cover directly over the area where the whip antenna is located (see Photo B). You'll need a large soldering iron (100 watts or more) to remove this cover. You can also use a small pencil torch which can be obtained in most discount tool stores for around \$5 or so.

Once you have the cover off, unsolder the capacitor which is hooked to the whip antenna. Using a pair of pliers and a screwdriver, remove the two small screws and nuts holding the whip to the backplane. You will have to determine the type of connector you want to install on the back of the Rabbit's case (usually a female BNC or F-connector). In any case, try to find a connector that threads from the rear. It's much easier to install when you can insert the connector from the outside (with the nut on the inside).

Once the connector is installed,

just solder the capacitor to the connector's center pin, resolder the lid back on and you're ready to receive. Follow the same procedure to install a connector on the Rabbit transmitter (see Photo C).

Tune-Up

The receiver has a tuning control that covers most of the 900 MHz band. Once it's hooked up to an external antenna it appears quite sensitive when tuning in the ATV repeater. With the small size and shielding, it may even work well as an antenna-mounted downconverter if the tuning control lines are "remoted" (thereby eliminating most of the coax loss).

After you remove the lid of the transmitter unit you'll find a small potentiometer near the whip antenna. Adjustments to this pot will vary your output power from around -2 dBm to about +6 dBm (about 4 milliwatts). Although this is certainly not a real powerhouse, it does transmit an excellent quality picture and subcarrier audio. Since it is not crystal-controlled, it may drift in frequency somewhat, so try to readjust the transmitter frequency control whenever the drift becomes too much.

For those of you who want some real power on the 900 MHz band, there is an easy way to up the Rabbit's output to over 5 watts.

High-Power Rabbit

Bill Olson W3HQT of Down East Microwave offers a linear hybrid MOSFET amplifier module (902-928 MHz frequency range) that should take the low power (4 milliwatt) signal from the Rabbit transmitter and bring it up to over 5 watts (see Figure 1). In contrast to many power modules that were originally designed for the cellular telephone service, this Hitachi brick is very linear (perfect for AM-

modulated amateur TV). It runs off of 12 VDC and draws about 2.5 amps at full output power (approximately 10 watts) when driven with 10 milliwatts.

You should mount the Hitachi power module onto a heat sink (use a layer of thermal compound for efficient heat transfer). Be careful not to overtighten the mounting screws or you could crack the module's substrate. The output gain is adjustable from 30 to 50 dB with an external control voltage (3 volts nominal); however, the 30 dB gain setting offers the best linearity. Each of the two voltage inputs needs to be bypassed to ground through parallel capacitors, as shown in Figure 1.

Down East Microwave (Box 2310, RR1, Troy ME 04987; telephone: (207) 948-3741) offers the PF0011 module for \$65 + \$3.50 s/h, and a

blank PC board that can be used with the module for \$8. They also have a complete kit which includes the PC board and all components for \$95 (model #3310PAK).

This linear amplifier is easy to build and mates well with the power level of the Rabbit transmitter. It is also a good choice for any transmitter circuit you may want to amplify (as long as you don't exceed 10 milliwatts into the brick).

I hope that the easy availability of the units described in this column helps spur some more activity on the 900 MHz band. Even though we are sharing the band with an ever increasing quantity of consumer and commercial users, it's still a very effective band for ATV.

Thanks to Jim Pliett K9OMA and Bill Olson W3HQT for the information presented this month. **73**

Parts List

IC1	78L05 +5V 200 mA 3 term. voltage regulator
IC2	Hitachi SC1043 hybrid module
C1	3.3 μ F 16V tantalum electrolytic
Ca	0.1 μ F and 0.001 μ F chip capacitors in parallel
R1	240 ohm 1/4W carbon film resistor
R2AA	470 ohm 1/4W carbon film resistor
FT	Feed-through cap
D1,D2	IN4004 diodes

HamCall / CD-ROM



500,000 HAMS plus
1,000's of Public Domain
Amateur Radio Programs and Data
Now with International

CD-ROM Disc \$50.00
Shipping (per order) \$5.00

SUCKMASTER Publishing
Route 4, Box 1630 Mineral, VA 23117
703-894-5777 - 800-282-5628

CIRCLE 56 ON READER SERVICE CARD

THE ISOTRON

COMPACT ANTENNAS FROM 160-10 METERS

NO TUNERS
NO RADIALS
NO RESISTORS
NO COMPROMISE

FIVE EXCELLENT REVIEWS JUST
DON'T HAPPEN BY CHANCE
CALL US FOR A FREE CATALOG.

*See review in Oct. 73, 1984 *Sept. 73, 1985 March 73, 1986
CQ, Dec. 1988 Mar. W.R. 91

BILAL COMPANY
137 Manchester Drive
Florissant, Colorado 80816
(719) 687-0650

CIRCLE 42 ON READER SERVICE CARD

"Our products speak... for themselves"

DIGITAL VOICE RECORDER

AudioQ218

- ✓ UP TO 218 SECONDS RECORD TIME
- ✓ UP TO 8 MESSAGES
- ✓ 4 SAMPLE RATES
- ✓ SPEAKER OUTPUT
- ✓ LO LEVEL OUTPUT
- ✓ 4 MEG OF RAM
- ✓ LO POWER
- ✓ TX ENABLE 400ma
- ✓ BATTERY BACKUP
- ✓ 8-15v DC OPERATION
- ✓ SMALL SIZE 2.5" X 2.5"



NOT A KIT
\$149.00
PLUS S+H

REPEATER CONTROLLER

VOICE ID'er--KE2AM VER B

SEE REVIEW OF VERSION A
JUNE 1991 ISSUE OF 73 MAG.

- ✓ DIGITAL VOICE ID
- ✓ BATTERY BACKUP
- ✓ TIME-OUT TIMER
- ✓ TX HANG TIMER
- ✓ AUDIO MIXING
- ✓ ID TIMER
- ✓ MUTING
- ✓ TX ENABLE 400ma
- ✓ COR OR SQUELCH KEYED
- ✓ 8-15v DC OPERATION
- ✓ SMALL SIZE 3.2" X 3.4"



NOT A KIT
\$119.00
PLUS S+H

Both units are fully assembled and tested.
Full documentation is included.
For more information, call or write.

GET-TECH
201 RILEY ROAD
NEW WINDSOR, NY 12553
(914)564-5347

SPECIFICATIONS AND PRICES SUBJECT TO CHANGE.

Sell your
product in
73
*Amateur
Radio
Today!*

Call
Dan Harper
at
**1-800-
274-7373**

AMATEUR TELEVISION

GET THE ATV BUG



**New 10 Watt
Transceiver
Only \$499**



Made in USA
Value + Quality
from over 25years
in ATV...W6ORG

Snow free line of sight DX is 90 miles - assuming 14 dBd antennas at both ends. 10 Watts in this one box may be all you need for local simplex or repeater ATV. Use any home TV camera or camcorder by plugging the composite video and audio into the front phono jacks. Add 70cm antenna, coax, 13.8 Vdc @ 3 Amps, TV set and you're on the air - it's that easy!

TC70-10 has adjustable >10 Watt p.e.p. with one xtal on 439.25, 434.0 or 426.25 MHz & properly matches RF Concepts 4-110 or Mirage D1010N-ATV for 100 Watts. Hot GaAsfet downconverter varicap tunes whole 420-450 MHz band to your TV ch3. 7.5x7.5x2.7" aluminum box.

Transmitters sold only to licensed amateurs, for legal purposes, verified in the latest Callbook or send copy of new license. Call or write now for our complete ATV catalog including downconverters, transmitters, linear amps, and antennas for the 400, 900 & 1200 MHz bands.

(818) 447-4565 m-f 8am-5:30pm pst.

Visa, MC, COD


P.C. ELECTRONICS

Tom (W6ORG)

2522 Paxson Lane Arcadia CA 91007

Maryann (WB6YSS)

- Packet Radio - Portable & Affordable!



Model BP-1
Packet Modem
Made in U.S.A.

- ★ Simple Installation
- ★ No External Power
- ★ Smart Dog™ Timer
- ★ Perfect For Portable
- ★ Assembled & Tested
- ★ VHF, UHF, HF (10M)

Whether you're an experienced packeteer or a newcomer wanting to explore packet for the first time, this is what you've been waiting for! Thanks to a breakthrough in digital signal processing, we have developed a tiny, full-featured, packet modem at an unprecedented low price. The BayPac Model BP-1 transforms your PC-compatible computer into a powerful Packet TNC, capable of supporting sophisticated features like digipeating, file transfers, and remote terminal access. NOW is the time for YOU to join the PACKET REVOLUTION!

Just...
\$49.95
+Shipping

Tigertronics
Incorporated

400 Daily Lane
P.O. Box 5210
Grants Pass, OR
97527

1-800-8BAYPAC

1-800-822-9722
(503) 474-6700

CIRCLE 269 ON READER SERVICE CARD

ABOVE & BEYOND

Number 22 on your Feedback card

UHF And Above Operation

C. L. Houghton WB6IGP
San Diego Microwave Group
6345 Badger Lake Ave.
San Diego CA 92119

10 GHz Operations Wideband FM and SSB

I have been asked numerous questions concerning 10 GHz operations, questions about everything from simple, easy-to-build systems to the more complex methods. The easiest to build and least expensive are the wideband FM systems. The least expensive types of these often use converted burglar intrusion alarms. At the other extreme are the SSB rigs that require expensive microwave hardware.

There are advantages to each mode. The primary difference depends on your luck finding equipment at a reasonable cost. In the case of the wideband, there are several outlets from which useful hardware can be obtained. These include many of the commercial burglar alarm companies that are replacing microwave units with newer devices. Check with your local alarm company to see if they will part with any of these gems

for little or nothing. They operate on 10.525 GHz, and can be moved down to 10.250 GHz by a simple screw adjustment.

If you are unable to locate surplus units, one alternative would be to buy from a vendor like SHF Microwave Supply, 7102 W 500 S. La Porte IN 46350. They stock both new and used units ranging in price from \$20 (for used) to \$65 (for new varactor-controlled units). These were not intended for communication purposes but they adapt quite nicely.

Varactor vs. Non-Varactor Systems

Having a varactor frequency control system is just like having a variable capacitor in the circuit for frequency adjustment. Usually, capacitance is adjusted by varying the control voltage from zero volts to +10 volts. (The Gunn diode is held constant at 10 volts). Diodes that work in this voltage range are best. They will give you about 60 MHz of frequency adjustment. This best case scenario is achieved using the very fine MA-COM GUNNPLEXER—the standard for excellence.

By comparison, the unit with varactor control available from SHF gives about 15 MHz of frequency control. The varactor makes the tuning operation quite easy compared to a non-varactor-controlled system.

In a non-varactor-controlled system, tuning is achieved by varying the frequency adjustment screw to the exact frequency you desire, just like with varactor units. You need to use a frequency meter or wavemeter. This adjustment is made with the Gunn voltage (normally +10 volts) set to about 9 volts. Then, after you have calibrated the set screw frequency adjustment, you can vary the Gunn voltage up and down from about 8 to 10 volts for a fine frequency adjust control. As the voltage nears 8 volts, some diodes will drop out of oscillation. This voltage limit varies among Gunn diodes. You will have to find the adjustment and voltage range to suit your system. The range depends on cavity adjustment and so many other factors that I simply can't list them all here.

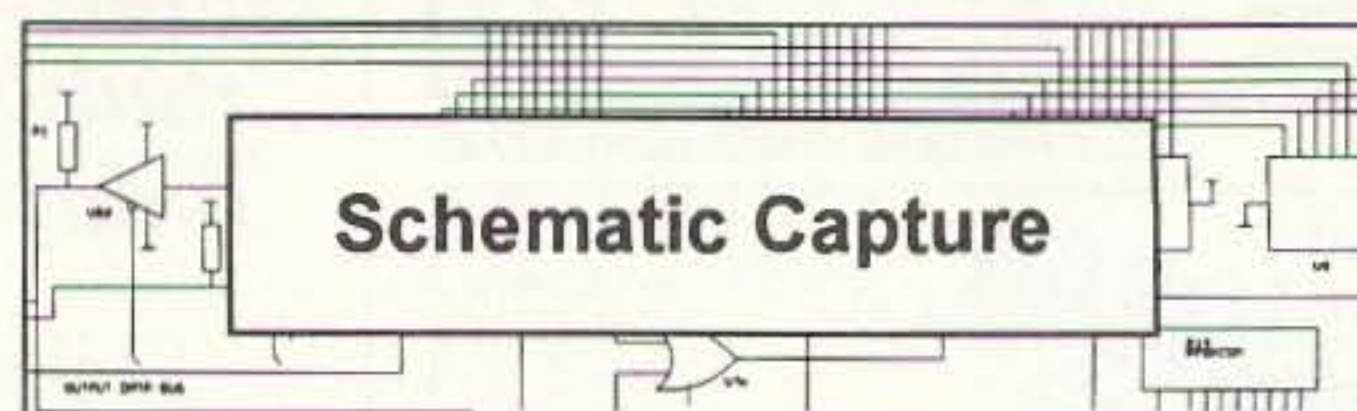
Here's an easy method to remember: Find the lowest voltage your unit will work at reliably. Set the mechanical adjustment screw to approximately mid-range with respect to frequency difference. Remember, frequency is not always linear and may be more affected at one end of the voltage range than the other end. Usually frequency changes more at the high end of the

adjustment. I have observed about 5 MHz of adjustment using this method of voltage tuning on a typical 10 to 50 mW Gunn diode system.

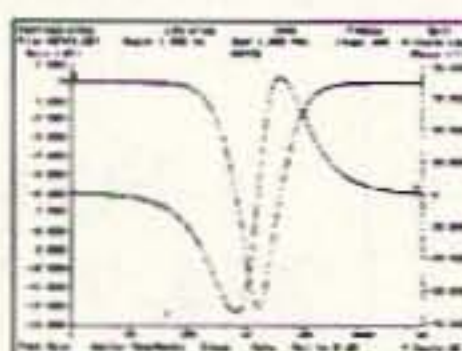
The premium units to use are varactor-controlled systems, those with both a Gunn diode and a varactor diode in the oscillator cavity. They are the easiest units on which to set frequency—and they make wideband operation quite easy compared to the burglar alarm units. The key difference is cost, from about \$20 for a burglar alarm unit to something closer to \$250 for a MA-COM GUNNPLEXER cavity. For a cost somewhere in between you can home-brew a Gunn cavity with some brass waveguide and a lot of patience.

I have had Gunn diodes available for several years, including both 50 and 100 mW devices. The high power devices are finally all gone but a few 50 mW devices remain. I am still searching for a batch of varactors to facilitate new cavity construction. Varactors have been quite scarce on the surplus market, halting home construction projects in this area. Recently I obtained a small quantity of varactors and they did not test out to be wideband devices. I realized only about a 5 to 10 MHz frequency adjustment range—disappointing, but they worked. I will continue to keep my eye out for more suitable parts. I haven't spent too much time trying to pur-

Integrated Electronics CAD



Schematic Capture



Analogue & Digital Simulation



And PCB Design

For Less than \$775!

For full info please write, fax or call:-

Number One Systems Ltd.
REF: 73, HARDING WAY, ST.IVES,
HUNTINGDON, CAMBS., ENGLAND, PE17 4WR.
Telephone: 011- 44- 480 461778
Fax: 011- 44- 480-494042 Charge Cards Welcome.

CIRCLE 1 ON READER SERVICE CARD

QSO Tutor®

Study Aid for the Amateur Radio Exams

No-Code Tech.
Package - \$39.95

Mac
IBM

Now Available,
New No-Code
Question Pool

Compare the features - No other theory tutor contains the entire question pool, explanations, graphics, progress analysis and automatic concentrated study where you need it.

"Great Programs - I passed the advanced and extra licenses both in one morning! After 12 years as a general. The sample test portion really got me going! See you in the pileups!"
WB8YJF

"As far as I am concerned, there is nothing like the QSO Tutor program. I have tried another and believe me, there is no comparison."
KA3ZBE

"The most advanced program I've tried... Graphics are extraordinary... This program should be your first consideration."
Gordon West - Worldradio

"Do I recommend the QSO Tutor? Heartily, yes! It really motivated me and it's a great way to test my progress. The learning is a natural by-product of the fun I am having."
Jim Bail - 73 Magazine Review

Also Available:
QSO Comptroller®
The ultimate companion for controlling late model Kenwood rigs.
• Full mouse driven graphical user interface.
• Controls all functions of TS-950, 940, 850, 811, 711, 450, 440 and 140.
• Includes integrated logging, custom scanning, extended memories with annotation, real time S & multi-meters on screen, GMT, in/out-of band conditions by license class, and much more.
• Available for Macintoshes and IBM compatible (EGA or VGA only)
• Call or write for details \$99.95

- Runs on IBM compatibles or Macintoshes
- Programs are available for Novice, Technician, No-Code Technician, General, Advanced and Extra Amateur class exams as well as Commercial Radiotelephone and Commercial Radar Endorsement. Each program sold separately.
- Work with the entire question pools, or study questions automatically selected by the program from your weakest areas.
- Questions current as of July 1993
- Includes full screen graphics, explanations on appropriate questions and, on the IBM version, a pop-up calculator.
- Logs multiple study sessions and allows resuming at a later time. Returns to review missed questions if desired.
- Creates randomly generated sample tests on-line or printed with graphics on Epson/IBM or Macintosh printers.
- Public Domain Morse code tutor is included on request at no extra charge.

\$29.95 per class for Novice thru Extra and Comm. Radar

\$39.95 per class for No-Code Tech. (Novice and Tech programs) and Commercial Radiotelephone

QSO Software
208 Partridge Way
Kennett Square, PA 19348
215-347-2109 (Voice or FAX)

QSO Software
Specialist in Software for the Micro by W3JH

CIRCLE 145 ON READER SERVICE CARD




Photo A. VHF and microwave station located on top of a 4,000 foot hill. Note the home-brew wooden dish used by N6XQ.

chase the components new, as I am trying to put together a "bargain basement" unit for wideband FM.

10 GHz SSB Operations

Operation on SSB—compared to wideband FM—demands a totally different type and complexity of circuitry. You could use these units for wideband FM but there is no reasonable benefit. The SSB systems will support narrowband FM just as easily as SSB and the improvements are remarkable, partly due to reduced bandwidth and frequency stability. Any time you

decrease the signal bandwidth you obtain a marked increase in distance and apparent power capabilities. For instance, take a 10 mW wideband unit and a 100 microwatt SSB system for comparison. On a path of about 150 miles during one of the the ARRL 10 GHz contests, we were unable to make contact with wideband FM using a 20 or so inch dish for the wideband FM system. With dish gain of about 25 to 30 dB, plus the 10 mW power input, we produced output power (ERP) of about 1 watt.

Now, for comparison, the SSB sys-

tem was a basic brick oscillator (with high frequency stability) and a mixer driven by a 2 meter FM handie-talkie for the IF system. This combination of components produced about 100 microwatts of power at 10 GHz. The antenna used was a 15 dB horn, and a reliable readable contact was easily made over this same 150-mile path. This narrowband system was operating at a fraction of comparative power output and some 15 dB difference in antenna gain, but the lower power and system gain still made the contact. The prime difference? Higher frequency stability was a factor, to be sure, but the most important factor was reducing the bandwidth from 75 kHz or so to 5 kHz deviation. A further improvement could have been made with SSB compared to narrowband FM, had SSB gear been available on this borrowed 10 GHz system.

Improved SSB stations usually do not operate on that low a power level, but great results can occasionally be found. Higher power stations may include TWT amplifiers (10 watts power output) feeding a 30-inch dish with some 35 dB gain, making a very formidable system. Lower power stations with solid-state amplifiers like the ones discussed last month are also used for power output in the 1/4 to 2 watt range. A 1/4W amplifier conversion from surplus material was also discussed in this column in the

September 1992 issue of 73.

High power and frequency stability alone do not make a station—other equipment is required. Each added component adds to system cost. You need to add mixers, microwave relay switching, receiver low noise preamplifiers, and still package this in something other than a 50 caliber ammo can. (Although I still use ammo cans when I can find them.) Cost-wise, a typical 10 watt TWT amplifier in working condition is priced at about \$200. The mixers can cost upwards of several hundred dollars for new commercial jobs, but surplus units can be obtained for about \$50. The microwave relays of the SPDT variety (four required for full switching applications) cost about \$30 each. The receive low noise preamp costs about \$80 for a home-brew unit.

The local oscillator can usually be found in one of two forms. One is a home-brew, similar to one recently described in *QST* by Zac Lau. This unit consisted of a crystal oscillator multiplier that used several GaAsFETs for microwave multiplication to the required injection frequency. The other popular form of device is the famous "brick" oscillator that appears from time to time in surplus. Zac designed his home-brew unit because of the low availability of brick type oscillators. I have to admire his well-thought-out design. I haven't priced out his compo-

How To Get Started In Packet Radio




Enter the exciting world of **packet radio** today with *How To Get Started In Packet Radio*. Dave Ingram, K4TWJ, wrote this beginner's guide to **packet radio** in an

easy-to-understand manner. It starts with a non-technical description of packet radio, followed by chapters that include getting started, setting up your station, networks, BBSs, portable and high-frequency operation and even a *Packet Radio Equipment Survey*. There's also an appendix that includes circuits for interfacing equipment. **Join the most exciting and rapidly growing area of ham radio today!** Order your copy of *How To Get Started In Packet Radio* book for only \$9.95! (plus \$2.00 S&H).

NARA
NATIONAL AMATEUR RADIO ASSOCIATION
CALL US TODAY!!
P.O. Box 598, Remond, WA 98073
Orders Only 1-800-GOT-2-HAM
Inquiries (206) 869-8052

CIRCLE 223 ON READER SERVICE CARD

ATTENTION ACC OWNERS! AND ALL OTHER REPEATER CONTROLLER OWNERS!



DVMS/1+ Digital Voice Mail System

- * 1024 user voice mail system, works like a voice BBS!
- * All features prompted by a pleasant female voice!
- * Storage limited only by available hard disk space!
- * Communicates with RC-85/96/850 using busy/data lines!
- * 100 event advanced scheduler with real voice clock/calendar!
- * Background upload/download of all files via optional modem!
- * Many other features, too many to list here!


The DVMS/1+ is now available for \$349!
Demo cassette and manuals available!

XPERTEK ELECTRONICS
5312 Ernest Road
Lockport, New York 14094
Call today! (716) 434-3008

CIRCLE 94 ON READER SERVICE CARD

CABLE TV DESCRAMBLERS Best Prices in the U.S.A.! Guaranteed to Work!

WE WILL BEAT ANY PRICE!



**JERROLD PANASONIC
SCIENTIFIC ATLANTA PIONEER**

The Newest & the Latest

- DMTB-A** - all Jerrord Impulse & Starcom series
- SA3-DFA** - all Sci. Atlantas incl. 8536, 8536+, 8580, Drop-field
- PN-3A** - all Pioneer systems

ALSO

FTB3, SA3, TZPC145G

**24 HOUR SHIPMENTS
30 DAY MONEY BACK GUARANTEE
FREE CATALOG & INFORMATION**

1-800-772-6244

M-F: 9-6 EST

U.S. Cable TV, Inc. Dept.: K73093
4100 N. Powerline Rd, Bldg. F-4 Pompano Beach FL 33073
NO FLORIDA SALES!

CIRCLE 121 ON READER SERVICE CARD

nents, but I figure they cost around \$100, using a good junk box to hold cost down. That is competitive with the brick systems which cost \$50 each and require that an additional \$20 oven-controlled crystal be ordered from International Crystal for phase-lock operation. Again, this is just a price comparison of different systems.

The cost breakdown on the receive low noise preamp is as follows for a two-stage GaAsFET amplifier, with 18 dB gain and Nf of about 2.5 dB: SMA coaxial connectors (female chassis mount) \$8, two MGF1402 FETs \$30, PC board w/chip res-caps \$20. Add some flashing copper for a box or container to house the amp and add the bias power supply and you add another \$10 to \$15 dollars to the amp's cost. Of course, this price can be greatly reduced by raiding a well-stocked junk box.

Well that's the overview on operation and system costs. There are many advantages and disadvantages to each and every system, not withstanding cost. These truths are not going to change. Narrowband operation methods far out-work wideband systems. Wideband systems are the least expensive. Crystal multiplier systems can have frequency accuracy problems, and that includes brick oscillators. But, if you can obtain a brick at a good price don't bother building your local oscillator. It's a lot easier to use a

brick than to build one.

Now, please be advised that I am biased towards the brick system and I use it extensively. I have invested lots of time in them and would rather fight than switch. Of course, what you do will depend on what you have available. I have acquired many extra bricks and will make them available to those interested, while supplies last. A 10 GHz brick is \$50 postpaid US only. A reset brick, set to 10.223 GHz for low injection (filters retuned), is \$65.

Please note that these units can be found at some surplus dealers for a lot less money. I have heard comments on prices ranging from \$100 at Dayton to \$5 from a flea market, so keep your eyes open.

Well, that's it for comparisons of different systems and components for 10 GHz. The basic mode of operation for most amateurs operating on this band is to first operate with wideband FM and then proceed to make many different modifications to their rigs, both commercial and home-brew. A natural transition to the more lucrative operation efficiency of narrowband modes is typical. During the last ARRL 10 GHz contest (September and October 1992), almost 90% of all 10 GHz contacts were made on SSB modes of operation. Wideband operation accounted for less than 10% of operation. Most of us bring out our wideband equipment but do not give it the same



Photo B. Bernardo XE2HWB at our hilltop operating position on the Isle De Guadalupe, Mexico.

attention that we used to. For instance, during the first contest back in 1986, all operation, without exception, was made using simple wideband FM burglar alarm units and some commercial MA-COM units.

Microwave Update '93

Just a reminder that the Microwave Update '93 Conference is going to be held September 24-25 in Atlanta. Papers to be presented at the conference include 10 GHz construction, waveguide filters, 24 GHz operation, a single board 1296 transceiver, radio

astronomy, computer aided design, and microwave basics. This, as always, is expected to be a great program of microwave and VHF-UHF expertise. If you can go, you should. For details, contact conference chairman Jim Davey WA8NLC at 4664 Jefferson Township Place, Marietta GA 30066; (404) 998-6971.


Recent Activities

One of the more active members of our San Diego Microwave Group recently took part in a DXpedition to the Isla de Guadalupe "XF1G." This island

WHEN LUKE TALKS AMPS, WE DELIVER . . .

24 HOURS A DAY
7 DAYS A WEEK
52 WEEKS A YEAR

LUKE HIGH CURRENT CONTINUOUS DUTY POWER SUPPLY



S40-40AMP-13.8V	\$275
S55-55AMP-13.8V	\$310
S65-65AMP-13.8V	\$425
S80-80AMP-13.8V	\$540
S100-100AMP-13.8V	\$585
S35H-35AMP-28V	\$445
S55H-55AMP-28V	\$540
S25VH-25AMP-50V	per quote
S55VH-55AMP-50V	per quote
OPTIONAL FAN COOLING	\$50
OPTIONAL LCD METER	\$75

- Electronic Regulated
- Fold Back Current Limit
- Dual Crowbar - Auto Reset - 1 Pico Second Latch - 1 u Second
- Input Surge Protection
- Digital LCD Volt/Amp Meter w/display hold (optional)
- Modular Capacitor Array
- Soft start on most models
- Made in U.S.A.
- One Year Warranty
- Over Temp Protection
- Over Temp Indicator
- Crowbar Indicator
- 120/240V all models
- Continuous duty with optional fan cooling (not required S40/S55)
- Heavy duty transformer manufactured in U.S.A.

LUKE CO.

7113 North 9 Mile, Lake City, MI 49651
(616) 229-4593

VISA

M.C.

CIRCLE 243 ON READER SERVICE CARD

AUTOMATIC SIMPLEX REPEATER



THE SR-7110 CONNECTS TO ANY TRANS- CEIVER TO MAKE A SIMPLEX REPEATER

- Portable or mobile repeater to increase the range of HTs
- Emergency repeater
- Test repeater to hear your own signal
- Test for skip conditions
- Unmanned hidden transmitter
- Calling frequency machine

The 7110 has two modes of operation. In the automatic mode the repeater only repeats when there is no reply to a transmission within two seconds. In the continuous mode all transmissions are repeated without delay. The 7110PL has a PL decoder so the frequency can be used without the repeater.

SR-7110 \$200.00 SR-7110PL \$275.00



INTERCONNECT
SPECIALISTS INC.

474 CHARLOTTE ST.
LONGWOOD, FL 32750
TOLL FREE 800-633-3750

CIRCLE 100 ON READER SERVICE CARD

is owned by Mexico and is located in the Pacific Ocean 155 miles west of Baja California and 350 miles south of Los Angeles. The 29th parallel bisects the island, placing it in grid locations DL08 and DL09. The main inhabitants of the island are thousands of chivos (goats). Human inhabitants reside on the southern half of the island and number around 50. They are primarily seasonal abalone and lobster fisherman, their families, and members of a small Mexican military detachment.

The main thrust of the expedition was to activate the island for the RS-GB-managed "Islands on the Air" (IO-TA) program. The special IOTA designator for Guadalupe is NA-179. Participants were Jose Luis Ogawa XE2TT, Eusebil Morales XE2EAA, Felix Nunez XE2JNE, Bernardo Gonzalez XE2HWB (Photo B) and Jack Henry N6XQ. This is Jack Henry's account of that adventure:

Jose Luis did much of the planning, which involved negotiations with the Secretariat De Marine for prepositioning heavy and bulky items on the island. The generator, gasoline, antennas, tents, masts, beverages, etc. were transported by Naval frigate and stored at the island's marine base prior to our arrival.

At 1000 PDST on 14 May 1993, we departed Ensenada airport in a twin-engine Cessna. The flight was uneventful and in about an hour we were

circling the fishcamp. The flyover is the signal for the fisherman to load abalone and proceed to the landing strip which is about an hour's drive. After landing on the 6,000-foot runway, we had plenty of time to unload, take pictures and relax. Sure enough, about an hour later, a 1960 Jeep 1-1/4-ton truck appeared with what seemed to be about half of the fishcamp piled in back. The pilot placed a large tarp in the aisle of the aircraft and the fisherman transferred in more abalone than I had ever seen in my life. At about 1900 PDST all of the pre-deployed equipment, along with the gear we flew in with, was loaded into the truck and a small cargo trailer. The bumpy ride to the north yielded breathtaking views of the rolling volcanic hills, shear drops to the ocean and an occasional sighting of a chivo herd.

Dusk signaled the arrival at our operating camp. We were in a little valley at the edge of a large forest of tall juniper and cypress trees. We immediately set up camp and erected a tribander. The first HF QSOs were made around midnight. HF conditions during the expedition were fair to very good.

Bernardo and I were the VHF operators for the expedition. The bands we operated were 6, 2, 223.5 MHz, 432, 1296 and 10 GHz. The first VHF QSO with the special call XF1G was with

W6OYJ in San Diego at 1550 on 15 May. Signals were good, but not super strong from this location, due to the rolling hills to the north of us. Morning and midday propagation were much better than the evening. We operated the VHF station on Saturday and Sunday from this site and moved the station to a 4,000-foot peak on Monday primarily to work 1296 and 10 GHz. The location was super. Phil W6HCC was setting his 10 GHz station in the San Bernardo mountains about 375 miles away. His signal on 10 GHz was S9 +40 dB. Subsequent 10 GHz contacts were made with N6CA, WA6CWM, WA6EXV, WA6CGR and WA6CDR. All were S9 +++ at distances better than 350 miles. W6HCC returned to his home QTH in Cherry Valley and bounced off the mountains to the north to work us with 5X5 peaks.

The best DX on 2 meters was with Dave WA6CGR, who was operating portable at Point Reyes, north of San Francisco, 700 miles distant. Dave was running 10 watts into a four-element yagi. Dave drove from Los Angeles primarily to attempt a 10 GHz North American record shot. There was high probability we would have made it if we had been at the higher location when Dave was there. (Dave was not available for the Monday attempt.)

All in all, there were 12 QSOs on

6 meters, 57 on 2 meters, one on 223, 17 on 432, six on 1296, and 10 on 10 GHz. Jack stated that if they had been able to operate on the mountain peak all three days, QSO totals would have tripled. Tuesday morning we packed up all the gear and headed for the fishcamp, where we would stay and wait for the flyover the next day for the return trip to Ensenada. The hospitality of the fisherman and their families was excellent. We slept in a one-room schoolhouse and our diet until the return was carne de chivo, frioles, and tortillas. The fishcamp had a pet chivo called "Chivo Loco" because it was mean and crazy. It would sneak up, chase, and try to butt members of our party with its long horns. We wondered how it escaped the dinner table.

The return flight was in a slightly larger plane and again uneventful. As an American, it was a real pleasure to work with the Mexican hams and be part of their culture for a week. They were most gracious and I was happy for the opportunity to participate in their DXpedition—de Jack N6XQ.

Well, that's it for this month. Next month I will describe a complete 10 GHz QRP SSB rig. As always, I will be glad to answer questions concerning this topic or other related VHF microwave material. Please send an SASE for prompt reply. 73 Chuck WB6IGP.

73

1993 GREATER LOUISVILLE HAMFEST / COMPUTER SHOW

And

ARRL KENTUCKY STATE CONVENTION

OCTOBER 2ND & 3RD

- COMMERCIAL VENDORS
- FLEA MARKET
- FORUMS
- FCC TESTING
- LADIES PROGRAMS



Location:

COMMONWEALTH CONVENTION CENTER
221 FOURTH AVENUE
LOUISVILLE, KENTUCKY

80,000 Sq. Ft., ALL INDOORS - AIR CONDITIONED

HAMFEST TICKETS:

\$6 ADVANCE, \$8 AT THE DOOR

FOR TICKETS OR INFORMATION, SEND BUSINESS SIZE SASE TO:

GREATER LOUISVILLE HAMFEST

P. O. BOX 34444 -S

LOUISVILLE, KY 40232-4444

PHONE (502) 551-4118 TALK-IN 146.28/88

CALL NOW! 1-800-377-2339

REPEATER MAPS



2M MAP
NOW
FULL
COLOR!

Use the QUICK-N-EASY REPEATER MAP to find the repeater you are looking for! HIGH QUALITY laminated plastic card with map of your state (California residents specify North or South CA) with 2m repeaters on the front and other bands on the back. Because it's laminated, it's tough and rugged. YOU'LL LOVE IT!

\$3.95 INCLUDES:
144 MHz 220 MHz
440 MHz 900 MHz
PER CARD 1.2 GHz
ORDER 3 CARDS FOR JUST \$10

REPEATER MAPBOOK



NEW!
1993-94

INCLUDES:
10M, 2M
220 MHz
440 MHz
900 MHz
1.2 GHz

Our quality Repeater Maps are now available in book form! That's right, our new book includes all U.S. States, all Canadian Provinces, Mexico, Central America and the Caribbean! Maps show city location, repeaters, highways, ham dealers, and tourist information! PERFECT FOR TRAVEL! More than 175 pages!

ORDER TODAY! \$9.95

NEW REGIONAL REPEATER MAP GUIDES

A whole new way to enjoy our map cards! The regional guide includes six laminated state cards, spiral bound for easy use. Very handy, and super for regional travel!

SETS AVAILABLE:
#1- AK, WA, OR, ID, MT, NV
#2- AZ, CA, HI, NM, NV, TX
#3- CO, MT, ND, SD, UT, WY
#4- IA, KS, MN, MO, NE, OK
#5- AL, AR, LA, MS, MO, OK
#6- AL, GA, FL, LA, MS, TN
#7- KY, MD, NC, SC, VA, WV
#8- IL, IN, KY, MI, OH, WI
#9- DE, MD, NJ, NY, OH, PA
#10- CT, ME, MA, NH, RI, VT

PLUS \$1.00 S/H
COLOR/LAMINATED \$9.95

QUICK-N-EASY SHORTWAVE

New book includes everything you need to know to have fun with shortwave radio! Great book for beginners and also experienced listeners

ORDER TODAY! \$9.95

F Benterprises

23801 NW 1st Ave.

Ridgefield, WA 98642-8830

CALL TODAY! 1(800) 377-2339

Dealer Inquiries Welcome

CATALOG \$2

REFUNDED WITH PURCHASE

CARD ORDERS

ADD 50¢ SHIPPING

BOOK ORDERS

ADD \$3.00 SHIPPING

CIRCLE 33 ON READER SERVICE CARD

ASK KABOOM

Number 23 on your Feedback card

Your Tech Answer Man

Michael J. Geier KB1UM
c/o 73 Magazine
70 Route 202 North
Peterborough NH 03458

Mobile Operations

It's lots of fun to sit in front of a desk with a radio and talk around the world. It's also fun to yack with the locals on the neighborhood repeater from the comfort of your home. But America is a very mobile nation; the average driver goes between twelve and fifteen thousand miles a year! That's a lot of time spent in the car. And let's not forget all the other kinds of travel, including airplane, bus, train, bicycle and good ol' shoeleather. This month, let's take a look at installing and operating portable and mobile gear.

In the Pocket

There aren't too many hams who don't have walkies. At least, it sure looks that way at hamfests, where seemingly everybody has an HT attached to his or her body. HTs, which normally cover VHF and UHF, are lots

of fun. There's no installation required; you just turn the radio on and go. If you're walking around town, an HT lets you stay in touch with friends. If you have autopatch privileges, it can be awfully handy to make phone calls home or to a friend's house, as long as you remember to observe the rule prohibiting business communications. Oh well, you'll still need a real phone to order that pizza!

My primary concern regarding walkies is over the energy my head is absorbing from that rubber duck antenna two inches from my eyeballs. Although there's lots of controversy about it, the government has established safety guidelines for close-up RF exposure. 2.5-watt 2 meter rigs don't appear to pose significant danger, but I'd avoid using more power than that. Let's face it, even if you go to 5 watts, the difference of 3 dB at the receiving end is minimal, so why risk it? Besides, the high power output kills your battery a lot faster.

Another way you can help yourself remain safe is to limit your transmission time. RF exposure damage oc-

curs over a period of time, and is measured with regard to the average total power absorbed, not the peak power. So, if you're putting out, say, 2 watts, but only transmitting a quarter of the time, that's the same as putting out 0.5 watts continuously. Let's face it, most hams are too darned long-winded anyway! Listening more and talking less could only do most of us good.

Auto Mobile

If you use your walkie in the car, you will quickly find that the rubber duck antenna works very poorly when enclosed in such a metal cage. Unless you're close to the repeater, you're going to get lots of complaints from other hams that you're scratchy or dropping out. Reception probably will be noisy, too. With a rooftop antenna, though, it's a different story. Your range will increase dramatically. Also, you're pretty well protected by the metal roof and the increased antenna-to-body distance, so why not have all the power you can? Most of today's walkies put out between 5 and 7 watts when run on 13.8 volt car power. Be careful, though, because they get awfully hot while transmitting and can actually damage your car's upholstery (or your hand). It seems reasonable to assume the high heat reduces the overall lifespan of the radio, too. To avoid it, just don't transmit for long periods of time. Many hams do, in fact, use their

walkies in their cars, mostly to avoid the expense of another radio. It makes sense, with today's mobile rigs selling for between \$300 and \$600. If you've ever tried it, though, you know that using your walkie in the car has some drawbacks. First of all, there's the low audio output. Most modern walkies are rather small, and their 200 mW outputs and tiny speakers were never meant to be heard over the noise of an automobile. Also, many HTs' speakers are rated for less power than their audio amps actually put out! Under normal circumstances it's no problem because you don't listen to it at maximum volume anyway. But in the car, it's easy to turn it all the way up and leave it there. Sometimes, the result is a blown speaker and a trip to the repair center. And, oh yeah, a bill.

Pump It Up

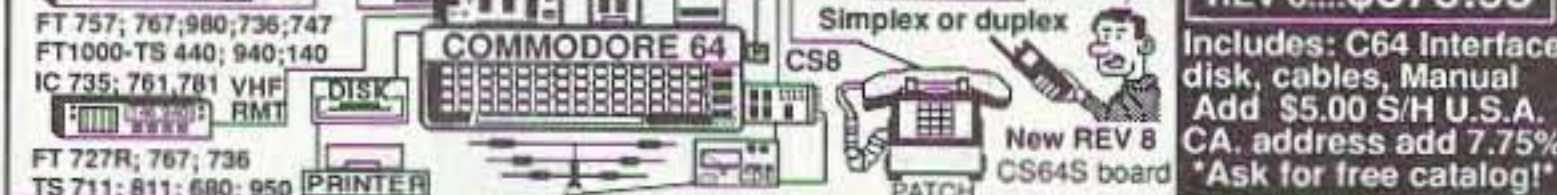
Is there a way out? Sure. What you need is a separate amplifier and speaker. A bigger speaker alone probably won't do you much good because the rig's little internal amplifier just isn't likely to have the power to drive it. In fact, some speakers, particularly those intended for music reproduction, are exceptionally inefficient and can actually sound softer than the little one in the radio! So, an amp is called for here.

You can build one easily enough; many amplifier designs have been

Computer Controlled Ham Shack for personal or club station

Ultra Comshack 64 Duplex/Simplex Controller

HF & VHF Remote Base & Repeater *Autopatch *Rotor Control *Voice Meters *Paging *Logging *Polite ID's *Voice Packet B.B.S.



Here are just a few of the Ultra's advanced Features:

- *Load, save, change all from T. tones, Packet, or modem* Unlimited voice vocabulary *Voice clock executes events Daily & Weekly **Super Macros* user programming language! *300-4 digit user access codes
- *Disk & Printer logging of telephone numbers dialed, usage time, functions *18 Rotating Polite ID's* 16 External relay controls *CTCSS Tone Paging* CW Practice with voice *Security mode, T. tone mute* Voice announced user call sign when logging on *Voltage proportional courtesy beep indicates signal strength *18 rotating Polite ID tails* Safety timers & overrides **Ultra Link* provides T. tone control from remote audio monitored *User programmed multi-tone courtesy beeps each mode* Modem or Packet control* 9 T. Tone Macros store 28 digit command strings *2 Talking Meter Inputs* Packet+ Modem input* Simplex Repeater Mode Optional with DVR * WX1 & PK8 speaks temperature and humidity with polite ID *
- Autopatch & Rev** *Store 1000 (18 digit) tel. #'s *Quick dial & quick answer * Directed & general page *50 tel #'s restricted patch * Telephone control input* Regenerated touchtones *Autopatch auto off, detects calling party hangup/Pulse or touchtone dial *Call waiting & last number redial*
- H.F. & VHF Remotes** *H.F. & VHF SQ. det *Scan up/down, 100Hz step + variable scan rate *Monitor mode defeats PTT* Lock mode allows T. tones to TX through remote *Auto mode & split select *9 Scan memories store Mode, splits, VFO A & B *Talking Meters: Voltmeter * Voice & CW Beacon *Voice Rotor control **Ultra Comshack 64 Model CS64S...\$379.95**

Video Multi-Page letter & graphics Gen.

- *ATV, Slow Scan; Hi Res* Autoboot C64 EPROM CART
- *Used by 100's of CATV sys. for Local channel insertion
- *Time / date macros send touchtones, vary seq. & load
- *Multi-page Modem transfer (Video/Audio) *VIDG*
- *240 letter crawls, flash lines *modem* Model "VIDG" \$189.95 inc. disk+ out cable
- *Special effects, 16 colors
- *NTSC output & color bars
- *PK8 & WX1 adds relay control & Temp. & Humidity

AUDIO BLASTER™ Works inside all H.T.'s!

- *AB1S ← Miniature Audio Amp/ Used by police
- Module installs inside all H.T.'s; 1 watt audio amp! When it needs to be loud! Universal installation diagrams **AB1S...\$24.95**

TSOQ QUAD TSOQ 4 DIGIT Touchtone Decoder

- QUAD Relay Expansion plug-in option
- TSOQ use as Repeater On/Off, C64 reset, 8/20 VDC, audio in; Field Program 50,000 Codes; Mom. & Latching; Inc. DPDT Relay; LED digit valid & latch; 24 Pin connector. **QUAD option adds: four 2 Amp. relays + 5 digit on & off code for each relay. 2"X3" 4 Digit Decoder "TSOQ" \$89.95; Expand "QUAD" \$99.95**

Touchtone to RS232 300 Baud Interface "Decode-A-Pad"

- Decodes all 16 touchtones. Works with terminal modem programs. "DAP" works with all computers. Inc. 9 pin I/O connector, TTL or RS232 buffered outputs **DAP \$99.95**

Model CS64S REV B...\$379.95

Includes: C64 Interface, disk, cables, Manual Add \$5.00 S/H U.S.A. CA. address add 7.75% *Ask for free catalog!

Ultra Com Shack 64 Options

- Mount All modules including C64, Pre-drilled & painted incl. mounts & cable clamps ALBX...\$159.95**
- Digital Voice Recorder 32 or 64 sec. voice Mailbox & ID tail, inc. 1 Meg Ram, control with CS8 or PK8, incl. cable for REV8 Ultra board, 5 or 12VDC DVM...\$179.95**
- 12V Power for C64 & 1541 with this crystal controlled Switching supply, runs cool & efficient draws <1 amp. Plugs into C64, fused, protected, heavy duty Model DCPS...\$129.95**
- Add Duplex Control of Remotes with Telephone amplified hybrid, null & gain pots, & audio preamps Plugs into CS64S board, TLCN...\$159.95**
- Autoboot EPROM cart plugs into C64 or PK8, disk or System version CART...\$109.95**
- 8 On/Off relays inc. 3 DPDT 2 A. relays +5 SW. outputs. Use with HM1 to rotate beam...CS8...\$99.95**
- Add 2 Voice Meters + 2 Alarm Inputs + 8 Relay On/Off Switches PK8 \$159.95**
- PK1 adds Control of Ultra via Packet or Tel. modem and provides a Packet to Voice BBS, Req. 2nd C64 & PK8, Inc. 4 ft data cable to PK8. PK1 \$99.95**
- Speak Temperature & Humidity (Req. PK8) inc. 25 ft. remote cable, or WX1 plugs into PK8. WX1...\$189.95**
- Rotor control Analog to digital converter; use with CS8; voice bearing +/- 5 deg. for all rotors HM1...\$69.95**
- Ultra Com Shack 64 Manual All schematics, diagrams and how to operate & set up remote base. Refund with purchase of CS64S MN.\$25.00**
- *Mastercard*Visa*Amex*Disc ENGINEERING CONSULTING 583 CANDLEWOOD ST. BREA, CA. 92621 Tel: 714-671-2009 Fax: 714-255-9984**

LOOK WHAT'S NEW FROM DAIWA



....Have You Seen These Great NEW Products From Daiwa?.....

NEW



MH-200 - Lightweight, folding "personal stereo"- type single earpiece headset and flexible boom mic. Inline locking or momentary P.T.T. switch. Models for Kenwood, Icom, Yaesu and others.

ME-300 - Tiny in-the-car headset with high quality tie-clip mic and inline locking or momentary P.T.T. switch. For Kenwood, Icom, Yaesu and others.

MD-400 - Compact, high quality gooseneck-type desk mic with P.T.T. and up/down buttons. Deluxe weighted di-cast base. Superb audio. Complete with attractive foam windscreen. Models pre-wired for Kenwood, Icom and Yaesu.


NEW

Compact, Full Duplex, GaAsFET Pre-amps!

DLA-25H - The perfect companion for dual band HTs while mobile! 25+ W kick on either band w/ 200mW to 6W drive for solid repeater coverage. Front panel output meter, switchable, all-mode for CW/SSB.

DLA-50H - 50+W out on both 2 meters & 440MHz w/ 200mW to 15W drive. Plenty of power for those DX repeaters & reliable simplex operation. The perfect medium power dual band HT amp - and only from Daiwa!

DLA-80II - Heavy duty version, high power dual band linear amp. Full output (80+VHF, 60+UHF) from 3-25W drive - perfect for dual band HTs and mobile rigs! All-mode operation for CW/SSB, built-in fan for continuous-duty operation and more!



From Daiwa At Your Favorite Dealer... See What You've Been Missing!

EDCO Electronic Distributors Co. • 325 Mill St. • Vienna VA 22180
•Ph.703-938-8105 •FAX 703-938-6911
Call Your Dealer Today!

published right here in 73 magazine. If you're not so inclined, you can buy one, too. But why bother? There's an easier, cheaper way: Use your car stereo! If you have a cassette player, you can use one of those cassette adapters intended for portable CD players by plugging it into your rig's earphone jack. Just cut off the adapter's plug (which is stereo) and replace it with a mono plug, connecting the wires for the two channels in parallel. Or, use a stereo-to-mono plug adapter. You probably will have to turn your walkie's volume down quite low, and you may find that there's too much background hiss, or that you can't get the volume down low enough. In those cases, put a resistor in series with the hot lead. I haven't tried this, but I'd imagine that 100 ohms to 1k ought to do it. Experiment with it until you find a resistor value that allows you to set your walkie's volume about a third of the way up. Then, adjust your listening volume with the stereo's volume control. If you don't have a cassette player but do have an FM radio, they make adapters which actually are little transmitters you tune in on your car radio. They should work fine, too.

It's an Intermod World

Using a walkie in the car, you may run into a more serious problem than puny audio. You may find that your re-

ceiver gets trashed pretty badly in certain parts of town. If you live in a large city, you're almost certain to run into this problem. We live in an RF-saturated society, and most areas have lots of paging transmitters and public-service towers and such, emitting plenty of power 24 hours a day. Unfortunately, walkies' front ends are very small, and there just isn't room for big filters. Also, today's units (with the exception of the Radio Shack HTX-202) permit reception over 20 or 30 MHz, requiring wideband front ends anyway. Some HTs use voltage-tracking front-end filters driven by the microprocessor to track the tuned frequency, and that does help, but some don't employ such techniques. Finally, walkies are primarily designed for receiver sensitivity because they are intended to be used with those little rubber dummy loads. Intermod rejection must, by necessity, take a back seat.

Is there a way out? If you're sufficiently knowledgeable to build your own bandpass filter, that will go a long way toward reducing the garbage. Of course, you'll have to give up public-service-band reception. Another way out would be to design an automatic antenna switch which selects the roof antenna for transmitting and an indoor duck for receiving. As I mentioned before, reception with an indoor duck can be poor, but sometimes it actually works better than what you get with an

overloaded receiver. I remember once, in Miami, having the repeater disappear altogether, only to get it back once I switched to the rubber duck. It was a classic case of front-end overload.

The Juice

Oh yeah, I almost forgot—you're gonna need to power your walkie, too. Sure, you can use the batteries, but why use them up when your car can power the rig? Besides, as I mentioned before, you'll get both more transmit RF and more audio output on 13.8 volts. To properly operate your radio, the DC power supplied to it needs to be clean. Clean power in a car? Forget it! All car power is loaded with alternator spikes, ignition noise, you name it. Also, the voltage can go up and down, sometimes by up to 2 volts, as you drive faster and slower. Yuck! Many walkies have direct DC input jacks, suggesting that you can simply plug them into your cigarette lighter and talk away. You probably can, but you'd be wise to take a voltmeter and check the voltage of your car's electrical system first. If it's over 15 volts with the engine going fast, you've got a regulator problem and you can save yourself a radio repair bill by straightening it out before you plug the rig in. Also, if your car radio or stereo has lots of alternator whine (distinguished by its being audible

when the volume is turned all the way down), don't plug the HT in. Alternator whine consists of fast spikes which can be several volts or more. They are too fast to affect voltmeter readings, but they sure can ruin a radio. I've seen electrolytic capacitors, RF power output modules, and especially audio amplifier ICs ruined by prolonged operation on such spiky power. Fix the car first.

Some cars are very electrically noisy, but are not actually broken in any way; they're just made that way. If yours is like that, consider a power filter. Some rigs offer them as options. Or, you can buy a generic choke and capacitor-type filter at Radio Shack or an automotive sound-system dealer. You only need something under 2 amps, so a small one should be fine. Just be careful to connect it *after* a fuse, or you could be headed for real trouble. A friend of mine forgot to do that and suffered \$400 worth of damage to his car, including a blown alternator, when the filter shorted to ground. A 50-cent fuse would have prevented the whole thing. Heck, you don't even have to add your own fuse; just connect your DC lead to the fused side of your stereo's power line.

Well, there's lots more to talk about, including mobile VHF/UHF rigs and, of course, the ultimate mobile operation: HF. Until next time, 73 de KB1UM. 73

ID-8 Automatic Morse Station Identifier

Compatible with Commercial, Public Safety, and Amateur Radio applications. Uses include Repeater Identifiers, Base Station Identifiers, Beacons, CW Memory Keyers, etc. Great for F.C.C. ID Compliance.

- Miniature in size, 1.85"x1.12"x0.35".
- Totally RF immune.
- All connections made with microminiature plug and socket with color coded wires attached.
- CMOS microprocessor for low voltage, low current operation: 6 to 20 VDC unregulated at 6ma.
- Low distortion, low impedance, adjustable sinewave output: 0 to 4 volts peak to peak.
- Crystal controlled for high accuracy.
- Transmitter PTT output (to key transmitter while ID is being sent), is an open collector transistor that will handle 80 VDC at 300ma.
- Field programmable with SUPPLIED keyboard.
- Confirmation tone to indicate accepted parameter, plus tones to indicate programming error.
- All programming is stored in a non-volatile EEPROM which may be altered at any time.
- Message length over 200 characters long.
- Trigger ID with active high or low.
- Inhibit ID with active high or low. Will hold off ID until channel is clear of traffic.
- Generates repeater courtesy tone at end of user transmission if enabled.
- Double sided tape and mounting hardware supplied for quick mounting.
- Operating temperature range. -30 degrees C to +65 degrees C.
- Full one year warranty when returned to the factory for repair.
- Immediate one day delivery.

Programmable Features

- Eight programmable, selectable, messages.
- CW speed from 1 to 99 WPM.
- ID interval timer from 1-99 minutes.
- ID hold off timer from 0-99 seconds.
- CW tone frequency from 100 hz to 3000 hz.
- Front porch delay interval from 0 to 9.9 seconds.
- CW or MCW operation.

\$89.95 each

programming keyboard included



COMMUNICATIONS SPECIALISTS, INC.
426 WEST TAFT AVENUE • ORANGE, CA 92665-4296
(714) 998-3021 • FAX (714) 974-3420
Entire U.S.A. (800) 854-0547 • FAX (800) 424-3420

CIRCLE 10 ON READER SERVICE CARD

New Amateur Publications



Radio/Tech Modifications 5A & 5B

Expanded RX /TX Modifications & alignment controls

Vol 5A for Kenwood, Icom & Scanners

Vol 5B for Alinco, Standard, Yaesu, CB's & others


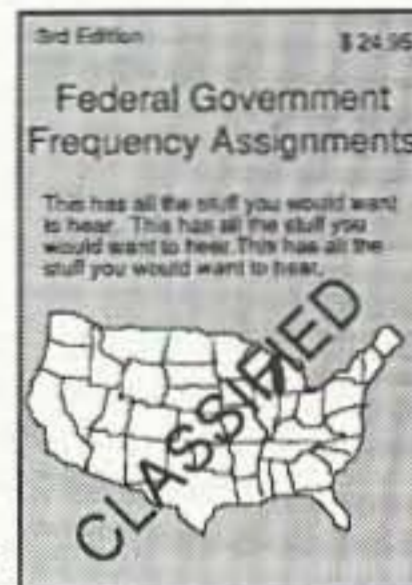
\$ 19.95 each

Federal Government Frequency Assignments

A must for scanner listeners

Frequency use assignments for Departments of Agriculture, Air Force, Army, Commerce, Defense, Energy, Health and Human Services, Housing and Urban Development, Interior, Justice, Labor, Navy, State, Treasury, and Transportation. Also 29 Independent Agencies

\$ 24.95



\$ 19.95

North American Shortwave Frequency Guide

.5 - 30 MHz listing of all shortwave activity, listed in frequency order.

International Broadcasts from around the world, Military and Public services. All broadcast modes. The most handy reference book for the band scanner.

Add \$ 4.00 Shipping to all orders in USA

artsci

Artsci inc
P.O. Box 1848
Burbank, CA 91507
(818) 843-4080
Fax (818) 846-2298

CIRCLE 276 ON READER SERVICE CARD

Arnie Johnson N1BAC
43 Old Homestead Hwy.
N. Swanzey NH 03431

Notes from FN42

Ahhhh! Another Field Day has been completed and a "good time was had by all!" As we were setting up a tower with a tribander on top, vertical antenna, wire antennas, VHF/UHF antennas, and satellite antennas, I was wondering why we go to all the trouble of setting it all up when in just a few hours (24 or so) we will be taking it all down again. But, after the first contact was made, that question seemed to answer itself. It's fun! Hopefully WS1A was heard and contacted by some of you. If not, well, there's always next year, and we are already critiquing this year's operation and making plans for next year.

A short FAX from David Horsfall, Ambassador to Australia, says that he has been very busy but will have some news for us next month.

Pay close attention to a packet message from Monk Apollo SV2ASP, Mount Athos. He provides us with the "real story."

Now, on to the news from around the world. 73, Arnie N1BAC.

Roundup

Ecuador Stuffed in the mailbox this past month was a copy of the program notes from radio station HCJB, Voice of the Andes. Since I know that some of you are also SWLers, you can also receive the same program schedules by writing: HCJB, Casilla 17-17-691, Quito, Ecuador, South America, and please tell them that 73 Amateur Radio Today sent you.

Israel Downloaded from packet originated by N1BEE @ KA1AZ as AMSAT News Service Bulletin 163.01: The Israel Polytechnical Institute will launch its first satellite, known as the Guerwin-1, from the Baikonur space port in Kazakhstan, aboard a Russian rocket. Professor Guiora Shaviv, Director of the Space Research Department of the Institute said that the satellite will weigh about 60 kg. and will carry a packet radio Bulletin Board System (BBS) for amateur radio operations. This project involves the participation of 12 different Israeli companies. This satellite from "Technion," as the Polytechnical Institute is known throughout the world, was a project which began three years ago and will be placed in orbit as a secondary payload, along with a Russian satellite and another German satellite.

Please stay tuned for the AMSAT News Service bulletins for further details concerning the launch of this new amateur radio satellite.

The following report is from Arnold Samuels KH6COY: I must say that my last trip to Israel was FANTASTIC! I made contact with a group of hams in Natanya through Haim 4X6ZI. On very short notice, he called the hamdom of Natanya and the following hams showed up at a very pleasant meeting in the Hotel Goldar: Paul Gross 4X4UU; Haim 4X6ZI; Micha Klein 4Z4KM; Avner Hirschfeld 4Z4NH; Hayim Dentes

4X4DJ; Jose Cohen LU1HGA; Israel Berko 4X1OM; Haim Ken-tor (waiting for call letters).

They were really very hospitable and very enthusiastic to talk to an American ham. The group was eager to talk about ham radio in America and, since the Israeli license structure is patterned after ours, they also wonder if we are going in the right direction. It was a great experience to stand on 10,000 years of civilization. [Arnold Samuels KH6COY, 431 Bass Ave., Ocean Shores WA 98569]

Mt. Athos Downloaded from packet by Ron Gang 4X1MK, and sent to 73, originated by SV2ASP:

Greetings to all of you, DX friends all over the world.

I feel the need to communicate with you and to give you the real reasons, officially, why Mt. Athos is no longer heard on the air and when will it finally do so, because many rumors circulate and many things are written without containing a grain of truth.

I stopped broadcasting 15 months ago from Mt. Athos, because the ARRL has officially recognized the illegal broadcasts of the German ham Drobni-ca Baldur DJ6SI. I have in my hands all the legal documents which prove the fraud, and those recognizing the illegal broadcasts of the said ham.

This fact has caused a lot of upheaval here on Mt. Athos, as well as disgust, because it is against the articles of the Charter on the basis of which the Monastic Community is governed, and which has been respected for over 1,000 years, and which (Charter) has been respected by all, even the most cruel invaders.

The ARRL's taking this particular attitude allows—on purpose—time to go by and considers it a given fact. ARRL members spread the rumors that they will have Mount Athos removed from the DXCC countries list because it is no longer available on the air.

Dear Sirs: Mt. Athos is ready and waiting for the ARRL to live up to its responsibility and rise above interests and ulterior motives and cancel the illegal broadcasts of DJ6SI, so that Mt. Athos will be once again heard on the air.

Other rumors circulating about Mt. Athos going on the air again are totally misleading. They aim at placating the decent hams of the world who justifiably wish to establish contacts with Mt. Athos, the sole—on a worldwide scale—Monastic Christian Center with its rich history and its current growing presence, so they can acquire its coveted QSL.

I truly regret, dear friends, the way things have developed, but as a rationalist Orthodox Monk living here on Mount Athos, this locus of prayer and meditation, I cannot accept what has happened and what the ARRL continues to embrace with its official support.

I have faith in God that soon the correct solution will be provided by the ARRL and that this way I will once again join you on the air.

I send you my best wishes from Mount Athos.

God Bless You. Apollo, Monk, SV2ASP @ SV2DXC.TSL.GRC.EU. [Monk Apollo, Dochiariou Monastery, Mount Athos, GR-63087 Greece.]

Russia Downloaded from packet originated by Andy RW3AH: Only quite recently packet radio received a legal status in this country. But still we enjoy no expected "Big Bang" growth of this kind of communication. Yes, those who had a strong desire and could find money to buy themselves decent equipment are now already gaining their won experience. For the last three years, however, the number of packet radio stations increased very insignificantly, to say nothing of BBSs. This situation is certainly due to the general stagnation in our economy, though there is some light at the end of the tunnel.

At the end of 1992, Russian Amateur Radio Emergency Service (RARES) began developing a new local VHF packet channel on 144.650 MHz. The development of packet radio is going so fast that the brightest idea of amateurs is to set up a global packet radio network. TRANSPAK was started! Many organizational problems were overcome along the way. In a short span of time, we did as much as we could have done in the previous five years or longer. On May 4, 1993, we effected the first packet radio connection between Moscow (RW3AH) and New York (WA2NDV). Now we have a link with the American continent and Europe operating 24 hours a day!

This experimental link operates at 300 and 1200 baud (AX25). Today, we are able to communicate in real time with nearly all the continents. Constant forwarding with the U.S. is going fine.

We wish to express our special thanks to Frank WA2NDV without whose help and cooperation this project would probably still be on paper and not on the air. We also thank N2MH, WN9T, NT2X, RV6HY, and the teams at UZ3AWO and R3ARES club stations. [Andy (RW3AH/WL7AP) @ R3ARES. #MOS.RUS.EU.]

Switzerland News taken from the International Telecommunication Union Press releases: Working Party 8A, chaired by O. Villanyi of Hungary, met in Tokyo, 13-22 January 1993, and approved six new draft recommendations on: cordless telecommunication systems; personal radio systems and digital short-range radio; future amateur radio systems, disaster communications in the amateur services; use of amateur services in developing countries; and frequency-sharing criteria in the amateur services. [No mention was made of what the recommendations said.—Arnie]

Future meetings known to include amateur radio working groups are: Study Group 8 on 26 October and 21-25 March 1994 in Geneva for mobile, radiodetermination, amateur and related satellites services; Working Party 8A 27 October to 5 November in Geneva covering land mobile service, excluding FPLMTS; amateur and amateur satellite services.

Task Group 8/2, chaired by P.L. Rinaldo (USA), met in Boulder, Colorado, 19-23 April 1993, and was attended by participants from various fields. They reached a common understanding about the situation of wind profiler radars and other services which might

have interferences to or from the wind profiler radars. The meeting produced the following results: one preliminary draft on technical and operational characteristics; four preliminary draft elements of the report to the Radio Communication Conference concerning general subject matters and candidate bands around 50 MHz, 400 MHz, and 1 GHz.

The Africa TELECOM 94 Exhibition and Forum will be held in Cairo, Egypt, from 25 to 29 April 1994. The Forum will be held under the theme: "Integrating Africa Regionally and Globally—A Challenge for Telecommunications and Development." For further information contact: Mr. Tom Dahl-Hansen, Executive Director, TELECOM, or Ms. Suzan Hee-Sook Lee, Project Manager, Africa TELECOM 94, ITU, Place des Nations, CH-1211 Geneva 20, Switzerland.

HONG KONG

Phil Weaver VS6CT
Flat 39C Two Park Tower
1 Kings Road
Hong Kong

As with everything else in Hong Kong, it can take an awful long time to get things done when it comes to recreational activity, as business always takes the front running when it comes to people's time, and as a result many of the planned improvements to amateur radio in Hong Kong, such as an extra repeater, renewal and installation of new beacons, packet cluster for ELARCS, and many other interesting projects which your committees are trying to implement, are slowly progressing. As most of you know, ELARCS has at last got its cluster up and running on 144.500 MHz, and we hope to shortly have a node up with the repeater so that the coverage can be improved and perhaps even get into Macau. Other improvements are in the pipeline, and we hope that 1993 will see many of these completed.

One of the topics currently being discussed by the H.F. Committee of the Radio Society of Great Britain (RSGB) is the question of access to the HF bands (below 30 MHz) without the necessity of a Morse qualification. Such a license would be referred to as a "code-free license." The RSGB tells us that amateur radio is controlled internationally by the regulations set by the International Telecommunication Union (ITU), which is an agency of the United Nations. They add that the current ITU regulations require that radio amateurs operating at frequencies below 30 MHz demonstrate their proficiency at sending and receiving Morse code, though the speed and nature of any test is not specified. The RSGB wishes to consult as widely as possible and seeks input on the question of a code-free license from any radio amateur or listener, whether they are for or against the idea of such a license. You should send your views, opinions and comments to: The HF Committee, c/o RSGB HQ, Lambda House, Cranborne Road, Potters Bar, Herts. EN63JE, United Kingdom. Letters should be clearly marked "Code-Free License" on the bottom left-hand corner of the envelope. Since Hong Kong is still a territory under the jurisdiction of the U.K. on international matters, at least until 1997, amateur radio here basically still follows their lead.

Finally, I would like to extend an open invitation to any of our readers that if they are interested in a visit to the Maritime Rescue Coordination Centre located on the roof of the Rumsey Street Car Park Building in Sheung Wan to see the investment that the Hong Kong Government has made in the field of Communications associated with the implementation of the Global Maritime Distress and Safety System, they will be made very welcome. Please call Phil Weaver on 543 5558 during office hours to make an appointment.

Regards and 73 from "China Town."

MONACO

Daniel Plett 3A2LZ
B.P. 349
MC 98007
Monaco

Monaco hams quite often get asked the same questions from many U.S. hams. Here are some of the questions and how we'd respond.

1. Are there many active hams in Monaco? There are about 50 licensed hams with about 12 of them being fairly active on an international scale.

2. Is anyone active on CW, RTTY, AMTOR, packet, SSTV, etc.? One Monaco ham, by himself, does about 1,500 QSOs a year, mostly on CW, and most others do at least some. There are three or four equipped for RTTY but only one active right now. No one is currently active on AMTOR or packet.

There are a few equipped for SSTV, but no one is regularly active.

3. What about a DXpedition? There is no problem getting a reciprocal permit. The big problem is finding a place to operate. Monaco is extremely small and crowded and doesn't have much space for portable operation. Only one or two of the most expensive hotels allow antennas and radio activity. Many visiting hams in the past have abused their privileges, broken laws, and invoked the ill will of local hams. Most portable/mobile operations from Monaco end up being illegal one way or the other, and their contacts cannot be counted for DXCC credit.

4. How about a sked? Most Monaco hams are quite pleased to work U.S. hams, but don't usually make skeds. There are three main hindrances. The surrounding mountains have at least a 30 degree elevation, making low-angle radiation difficult. Most of us are limited to multiband vertical antennas. The 100 watt power limit makes it difficult to be heard through the rest of Europe. Here are two hints: 1) Think about local times. Most of us are working folks who have to keep somewhat civil hours. 2) Try long-path. Some U.S. hams check in quite easily to European DX nets this way and we do have low-angle radiation to the U.S. via long-path.

That's all for this time. If any of you have more questions, other than what I have covered, please contact me at my address, or pass the question to Arnie at 73 and he will get it to me. 73 to all. **73**

DEALER DIRECTORY

Number 25 on your Feedback card

DELAWARE New Castle

Factory authorized dealer! Yaesu, ICOM, Kenwood, Ten-Tec, AEA, Kantronics, DRSI Mfg., Ameritron, Cushcraft, HyGain, Heil Sound, Standard Amateur Radio, MFJ, Hustler, Diamond, Bulternut, Astron, Larsen, and much more. **DELAWARE AMATEUR SUPPLY, 71 Meadow Road, New Castle DE 19720. (302) 328-7728.**

NEW JERSEY Lodi

North Jersey's newest Two Way Radio and Electronics Dealer is now open. Sales of Ham, Business, Marine and C.B. two way equipment as well as Scanners, Shortwave, Electronic Kits, Antennas, Books, Cable Boxes and more. Friendly service and low prices. **Advanced Specialties, 114 Essex Street, Lodi NJ 07644. (201) VHF-2067.**

NEW JERSEY Park Ridge

North Jersey's oldest and finest Shortwave and Ham Radio Dealer. Three minutes from Garden State Pkwy and NY Thruway. Authorized Dealers for AEA, Alpha Delta, Diamond, ICOM, Japan Radio Company, Kenwood, Vectronics, Yaesu, Ham Sales. Lee WK2T. **GILFER SHORTWAVE, 52 Park Ave., Park Ridge NJ 07656. (201) 391-7887.**

NEW YORK Manhattan

Manhattan's largest and only ham Radio Store, also full line of Business, Marine, Aviation, Shortwave Radios and Scanners, and Cellular Phones and Beepers. Large selection of Books, Antennas, Test Equipment, coaxial cable and parts. Full

DEALERS: Your company name and message can contain up to 50 words for as little as \$420 yearly (prepaid), or \$210 for six months (prepaid). No mention of mail-order business please. Directory text and payment must reach us 60 days in advance of publication. For example, advertising for the April '93 issue must be in our hands by February 1st. Mail to 73 Amateur Radio Today, 70 Rte. 202 N. Peterborough, NH 03458

Service Repair Lab on premises. Our 44th Year . . . We carry all major lines: MOTOROLA, ICOM, KENWOOD, YAESU, BENDIX-KING, ASTRON, AEA, SONY, PANASONIC, MFJ, CCTV CAMERAS AND MONITORS, BIRD WATTMETERS, FREQUENCY COUNTERS, SCANNERS, HY-GAIN, VIBROPLEX, HEIL, CALLBOOK, ARRL, OTHER PUBLICATIONS. Open 7 days M-F, 9-6 p.m.; Sat., 10-5 p.m. Sun. 11-4 p.m. We ship Worldwide. Call, Fax, or write for information and prices. Your one Source for HAM and Business Radios . . . **BARRY ELECTRONICS, 512 Broadway, New York NY 10012. (212) 925-7000. FAX (212) 925-7001.**

OHIO Columbus

Central Ohio's full-line authorized dealer for Kenwood, ICOM, Yaesu, Alinco, Japan Radio, Standard, AEA, Cushcraft, Hustler, Diamond and MFJ. New and used equipment on display and operational in our new 10,000 sq. ft. facility. Large SWL Department, too. **UNIVERSAL RADIO, 6830 Americana Pkwy., Reynoldsburg (Columbus) OH 43068. (614) 866-4267.**

PENNSYLVANIA Trevose

Authorized factory sales and service. KENWOOD, ICOM, YAESU, featuring AMERITRON, B&W, MFJ, HYGAIN, KLM, CUSHCRAFT, HUSTLER, KANTRONICS, VIBROPLEX, HEIL, CALLBOOK, ARRL Publications, and much more. **HAMTRONICS, INC., 4033 Brownsville Road, Trevose PA 19047. (215) 357-1400. FAX (215) 355-8958. Sales Order 1-800-426-2820. Circle Reader Service 298 for more information.**

"FIBERWHIPS" Mobile HF Antennas

ASA

MODEL	MTR	MHZ
HFA 8	50.0-54.0	
HFA 10	28.0-29.7	
HFA 12	24.89-24.99	
HFA 15	21.0-21.45	
HFA 17	18.1-18.6	
HFA 20	14.0-14.35	
HFA 30	10.1-10.15	
HFA 40	7.0-7.3	
HFA 75	3.5-4.0	

MADE
IN U.S.A.

**\$16.50
EACH**

+ \$5.00 S&H
(SC Residents Add
5% Sales Tax)
Check in Advance
or C.O.D.

HEAVY-GAUGE
NICKEL-CHROME
BRASS FITTINGS
250 WATTS POWER
APPROX. 8' LENGTH
AVAIL. IN BLACK

ASA
PO Box 3461
Myrtle Beach, SC 29578
1-800-722-2681

100%
Guaranteed

CIRCLE 18 ON READER SERVICE CARD

Why buy a TNC?

PC HF FAX + PC SWL \$179.00

SPECIAL COMBINATION OFFER

For a limited time, if you order PC HF FAX \$99 (see our other ad in this issue), you can add our new and improved PC SWL 3.0 for \$80.00 instead of our regular low price of \$99.00.

PC SWL contains the hardware, software, instructions and frequency lists needed to allow you to receive a vast variety of digital broadcasts transmitted over shortwave radio. All you need is any IBM PC or compatible computer and an SSB shortwave receiver. The product consists of:

Demodulator
Digital Signal Processing Software
200 Page Tutorial Reference Manual
World wide Utility Frequency List
Tutorial Audio Cassette with Samples

PC SWL automatically decodes Morse code, RTTY, AMTOR, SITOR, NAVTEX and ASCII.

PC SWL lets you tune in on world press services, meteorological broadcasts, ham radio operators, coastal shore stations, aviation telex and much more digital action on the shortwave bands. Why pay for another expensive box when a simple interface and your PC can do the job?

ADVANCED FEATURES:

- Tuning Oscilloscope
- Digital Waveform Presentations
- Auto Calibration and Code Recognition
- Continuously Tunable Filter Frequencies
- Variable Shift
- Adjustable CW Filter Sensitivity
- Unattended Capture and Printing
- Integrated Text Editor
- Integrated Log and Database
- Shell to DOS applications
- Seamless Integration with PC HF Facsimile

Call or write for our complete catalog of products.
Visa & MasterCard welcome.

Software Systems Consulting
615 S. El Camino Real, San Clemente, CA 92672
Tel: (714) 498-5784 Fax: (714) 498-0568

CIRCLE 244 ON READER SERVICE CARD

1691 MHz Weather Satellite System

1691 MHz Hemt Pre-amp. model TS-1691-P. Amp	\$450
1691 MHz Receiver model TS-1691-Recvr	\$450
Decoder Board & Software model TS-VGA-SAT4	\$399
Low Loss (microwave) Coaxial Cable (65ft) with connectors. model 1691-coax ass'y	\$65
Track II Satellite Orbital Program. Tracks ALL satellites, world map, print out	\$99
1691 MHz Loop Yagi Antenna model 1691-LY(N)	\$99
1691 MHz Loop-Yagi Extension model 1691-LY-XTN	\$85
Demonstration Disc (IBM-PC VGA compatible) of signals recorded from WX-SAT system.	\$3

Shipping: FOB Concord, Mass.

Prices subject to change without notice.



si

SPECTRUM INTERNATIONAL, INC.
Post Office Box 1084, Dept. S
Concord, Mass. 01742, U.S.A.
Phone: (508) 263-2145
Fax: (508) 263-7008

CIRCLE 183 ON READER SERVICE CARD

SPECIAL EVENTS

Number 26 on your Feedback card

Ham Doings Around the World

SEPT 5

BURLINGTON, IA The Iowa-Illinois ARC Inc. will host "Burlington Hamfest '93" from 7:30 AM-3 PM, at the Iowa Army Nat'l. Guard Armory, Summer St. Rd. (across from Burlington Municipal Airport). VE Exams. Talk-in on 146.790/190 WOLAC/R, and 146.520 simplex. Get details from *Chuck Gysi N2DUP, Burlington Hamfest '93, P.O. Box 911, Burlington IA 52601-0911. Tel. (319) 752-3000.*

SEPT 9-12

FORT MONMOUTH, NJ Members of the WW II Electronic Training Group will be holding a four-day reunion. Details are available from *Harrison W. Moore, Jr., COL SIG C (Ret), 260 Millard Ave., No. Tarrytown NY 10591. Tel. (914) 631-3683.*

SEPT 11

BALLSTON SPA, NY Saratoga County R.A.C.E.S. Assn., Inc. will hold "Hamfest '93" at the County Fairgrounds from 7 AM-3 PM. Talk-in on 146.40/147.00 and 147.84/24 WA2UMX/R. Contact *N2FEP, P.O. Box 41, Rock City Falls NY 12863.*

ERIE, PA The Radio Assn. of Erie will sponsor "Erie Hamfest '93" at the Franklin TWP Fire Hall, from 8 AM-2 PM. VE Exams at 9 AM at Franklin Center Methodist Church, Rt. 98 (1 mile north of Hamfest). Talk-in on 146.01/61. Contact *Erie Hamfest '93, Tom McClain N3HPR, 3954 Solar Dr., Erie PA 16506. Tel. (814) 833-1640.*

HARMONY, NJ the "Flemington Fallfest" will be held by the Cherryville Repeater Assn. from 8 AM-2 PM at the Warren County Fair Grounds, Route 519. VE Exams. Talk-in on 147.375+ and 146.820-. Contact *Keith Burt KF5FK, P.O. Box 308, Quakertown NJ 08868-0308. Tel. (908) 788-4080.*

CHANUTE, KS Chanute Area ARC will sponsor a Hamfest at North Malcolm Community Center from 8 AM-3 PM. Contact *Jon Wood W0UHL, RR2 Box 163A, Chanute KS 66720.*

SEPT 12

FINDLAY, OH This year the Findlay RC is having its 51st annual Hamfest at the Hancock County Fairgrounds, East Sandusky at Fishlock. Talk-in on 147.15+ mc rpt. Call *(419) 423-1440* for details.

JOLIET, IL The Bolingbrook ARS will hold its 8th annual Hamfest/Computer Fair at Inwood Rec. Center, 3000 W. Jefferson St. (Rt. 52), beginning at 8 AM. VE Exams for all classes, from 9 AM to Noon. Table Reservations: *Ed Weinstein WD9AYR, 7511 Walnut Ave., Woodridge IL 60517. Tel. (708) 985-0527.* For more info, call *(708) 739-9309.*

MONETT, MO The Ozarks ARS will hold its annual Picnic and Swapfest from 8 AM-2 PM at the Monett City Park, located at the intersection of Hwys. 39 and 60. Talk-in on 146.97- and 146.52. Contact *Gary Meyers, 1201 S. Madison, Aurora*

Listings are free of charge as space permits. Please send us your Special Event two months in advance of the issue you want it to appear in. For example, if you want it to appear in the January issue, we should receive it by October 31. Provide a clear, concise summary of the essential details about your Special Event. Check Special Events File Area #11 on our BBS (603-924-9343). For listings that were too late to get into publication.

MO 65605. Tel. (417) 678-3376.

OLD WESTBURY, NY The Long Island Mobile ARC will sponsor a Hamfest at the New York Institute of Technology, Route 25A, from 9 AM-4 PM. Talk-in on 146.25/85 Contact *Neil Hartman WE2V, (516) 462-5549.*

SOUTH DARTMOUTH, MA The South Eastern Mass ARA will hold their 6th annual Hamfest & Flea Market from 8 AM-3 PM at the Club grounds at 54 Donald St. Talk-in on 147.00/60. Contact *Michael Enos, P.O. Box 79064, North Dartmouth MA 02747.*

SEPT 17-19

VENTURA, CA The American Radio Relay League Southwestern Div. Convention Keynote Address (The Search for Extra Terrestrial Intelligence: or, Chasing the BIG DX) will be given by Dr. D. Kent Cullers WA6TWX, at the Ventura Holiday Inn, as a part of "HamVenture '93." For more details write to *HAMVENTURE '93, P.O. Box 3000-267, Santa Barbara CA 93130.*

SEPT 18

BERWICK, PA A Hamfest/Computerfest will be held, starting at 8 AM, at the Beach Haven Carnival grounds by the Columbia Montour ARC. VE Exams at 1 PM (by advanced registration only). Talk-in on 147.225 (+600) or 146.52 simplex. For info, reservations, call *Dave WC3A at*

717-752-6851.

GLORIETA, NM The Northern New Mexico ARC invites you to attend their annual Hamfest which will be held in the Aspen Bldg. from 8:30 AM-4 PM at the Glorieta Baptist Conf. Center. Talk-in on 146.52 simplex, 145.19- or 147.30+. ARRL VE Exams for all classes; to register contact *Bonnie Griffiths KD0JQ, 190 Manhattan Loop, Los Alamos NM 87544. Tel. (505) 662-9155.* Flea Market contact: *Helenrose Burke W5IXS, P.O. Box 73, Ojo Sarco NM 87550.*

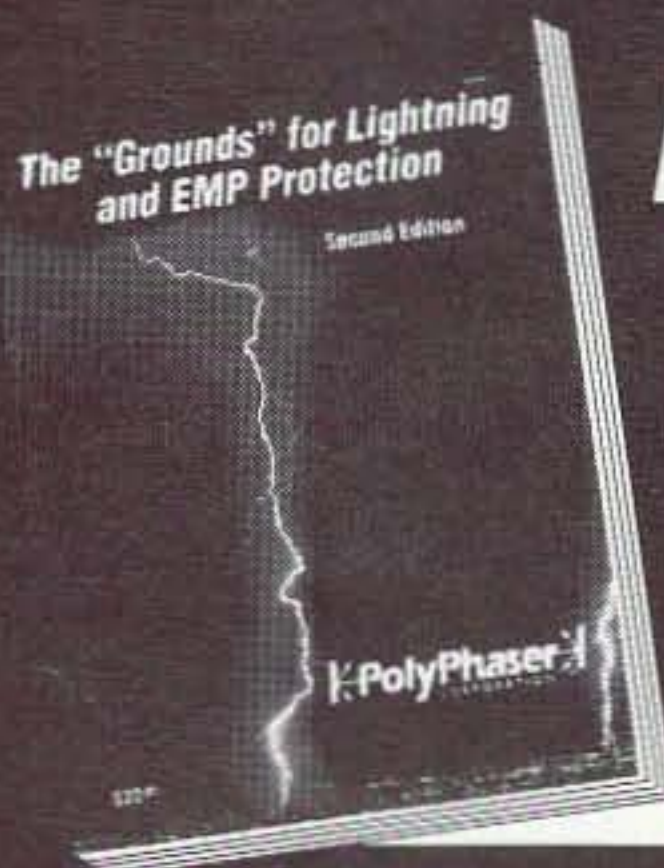
GONZALES, LA The 1st annual "Gonzales Hamfest '93" will be held at Gonzales Rec. Center from 8 AM-3 PM. Sponsored by the Ascension ARC. Talk-in on 147.225+, CTCSS 107.2. Contact *Wayne Russell, 40390 Sycamore Ave., Gonzales LA 70737. Tel. (504) 622-3964.*

SEPT 18-19

PEORIA, IL The Peoria Area ARC will sponsor the 34th annual "Peoria Superfest" at Exposition Gardens, Northmoor and University Sts., beginning at 8 AM. Talk-in on 146.76/R. Contact *The Peoria Area ARC, Box 3508, Peoria IL 61612-3508. Tel. (309) 685-6698.*

SEPT 19

CAMBRIDGE, MA The MIT Electronics Research Soc., the MIT Radio Soc., and the Harvard Wireless Club, will hold a Flea Market from 9 AM-2 PM at Albany



Hot Off the Press

The "Grounds" for Lightning and EMP Protection

SECOND EDITION


A comprehensive hands-on guide to proper grounding installation, measurement and maintenance for direct lightning strike survival. Over 100 pages with new informative "how-to" charts, graphs and pictorials. From high rise to mountain top, for radio sites and computer LANs, this is a *must* read book.

Only \$22.95 (includes first class postage).

PolyPhaser
CORPORATION

(800) 325-7170 ■ (702) 782-2511 ■ FAX: (702) 782-4476

2225 Park Place ■ P.O. Box 9000 ■ Minden, NV 89423-9000



EVERY ISSUE of 73 on microfiche!

The entire run of 73 from October, 1960 through last year is available.

You can have access to the treasures of 73 without several hundred pounds of bulky back issues. Our 24x microfiche have 98 pages each and will fit in a card file on your desk.

We offer a battery operated hand held viewer for \$75, and a desk model for \$220. Libraries have these readers.

The collection of over 600 microfiche, is available as an entire set, (no partial sets) for \$285 plus \$5 for shipping (USA). Annual updates available for \$10.

Your full satisfaction is guaranteed or your money back. Visa/MC accepted.

**BUCKMASTER
PUBLISHING**
"Whitehall"
Route 4, Box 1630
Mineral, VA 23117
703-894-5777
800-282-5628

CIRCLE 49 ON READER SERVICE CARD

CIRCLE 168 ON READER SERVICE CARD

and Main Sts. Talk-in on 146.52 and 449.725/ 444.725 pl 2A W1XM/R. Contact W1GSL, P.O. Box 82 MIT BR., Cambridge MA 02139. Tel. (617) 253-3776.

MT. CLEMENS, MI The 21st annual L'Anse Creuse ARC Swap and Shop will be held from 8 AM-2 PM (EDT) at L'Anse Creuse High School. VE Exams at 11 AM; contact Don Olszewski WA8IZV, (313) 294-1567; Prodigy #SSTG41A. Talk-in on Echo Rptr. 147.08/68 MHz or on 146.52 MHz simplex. Flea Market contact: Ted MacKinnon NW8W, 19534 Warwick, Beverly Hills MI 48025-3970. Tel. (313) 647-1628, ((517) 595-2309 from 6/28/93 to 8/21/93). (Compuserve 71303.2244).

SANDYHOOK, CT The Candlewood ARA will sponsor an ARRL sanctioned Hamfest at the Sandyhook Firehouse, beginning at 8 AM. Talk-in on 147.12. Contact Candlewood ARA, P.O. Box 3441, Danbury CT 06813-3441. Tel. (203) 438-6782; (203) 792-1845; (203) 426-1652.

SEPT 24-26

WICHITA, KS The 1993 Kansas State ARRL Hamvention will be held for 3 days at the Ramada Broadview Hotel on Douglas and Waco Sts. ARRL/VEC Exams. Saturday Banquet. Contact Len Warren N0QHZ, 6233 Millsboro, Wichita KS 67219-1637. Tel. (316) 744-1930.

SEPT 25

DANVILLE, VA The Danville-South Boston Hamfest will be held at the Nat'l. Guard Armory. W5YI Exams on a pre-registration basis. Get details from Bonnie Manasco AB4KO, 2107 S. Boston Rd., Danville VA 24540. Tel. (804) 822-6070 (work); (804) 822-5345 (home).

ELMIRA, NY The Elmira ARA will present the 18th annual Internat'l Hamfest at the Chemung County Fairgrounds, Horseheads NY, from 6 AM-5 PM. Loads of events. Talk-in on 147.96/36 or 444.20 Rptr. Contact Dave Lewis, RD1 Box 191, Van Etten NY 14889. Tel. (607) 589-4523.

SEPT 25-26

YORK, PA The 38th annual York Hamfest/Computer show will be held at the York Fairground on Rt. 74, Carlisle Ave., from 8 AM-4 PM each day. Table contact: (717) 764-4805. Talk-in on 146.37/97. VE Exams Sat. only, at 9 AM. For info, write to York Hamfest, P.O. Box 351, Dover PA 17315.

SEPT 26

ADRIAN, MI The Adrian ARC will hold their 21st annual Hamfest/Computer Show at Lenawee County Fair Grounds from 8 AM-2 PM. Walk-in VE Exams. Talk-in on 145.370. Contact Dennis Boydston WE8Z, 2383 E. Clearview Dr., Adrian MI 49221. Tel. (517) 265-8054.

BUTNER, NC The Falls Lake ARC will sponsor its 2nd annual Hamfest at NCNG Armory from 8 AM-4 PM. Contact Fred KC4VSO, FLARC, P.O. Box 502, Butner NC 27509. Tel. (919) 575-4262.

CLEVELAND, OH The Hamfest Assn. of Cleveland, Inc., will present The Cleveland Hamfest and Computer Show at the Cuyahoga County Fairgrounds, Berea OH. Doors open 8 AM-4 PM. VE Exams. Talk-in on 146.73, 6 AM-12 PM. Banquet Sat. night. Speaker TBOA. Write to C.H.A., P.O. Box 81252, Cleveland OH 44181-0252.

LONGMONT, CO The Boulder ARC will host its Amateur Radio Electronics/

Computer Swap Meet at the Boulder County Fairgrounds Exhibition Bldg., Nelson and Hover Rds. Doors open at 8 AM. For VE Exams/Table Spaces, call (303) 440-3627. Mail reservations (deadline Sept. 18th) to BARCFEST, 726 19th St., Boulder CO 80302. Talk-in on 146.70.

ST. PETERS, MO The 9th annual St. Peters ARC Swapfest will be held in the rear parking lot of St. Charles County Community College, from 7 AM-1 PM CST. Talk-in on 145.41 MHz and 444.275 MHz. Contact Walt Franzer WX0C, 1333 Pegasus Trail, St. Peters MO 63376. Tel. (314) 278-1993.

SPRINGFIELD, IL Sangamon Valley RC Hamfest will be held at Sangamon Co. Fairgrounds in New Berlin from 8 AM-1 PM. VE Exams 8 AM-9:30 AM. Statewide Packet BBS meeting at 11 AM. Talk-in on 147.315-, 224.68-. Contact Don Pitchford WD9EBK, RR#1 Box 104, Springfield IL 62707. Tel. (217) 789-4519.

YONKERS, NY The Giant Electronic Fleamarket, sponsored by Metro 70cm Network, will be held at Lincoln High School on Kneeland Ave. from 9 AM-3 PM, rain or shine. VE Exams. Talk-in on 440.425 MHz pl 156.7, 223.76 MHz pl 67.0, 146.91/31 Rptr., 443.350 MHz pl 156.7. Contact Otto Supliski WB2SLO, (914) 969-1053.

OCT 2-3

LOUISVILLE, KY The Greater Louisville Hamfest/ARRL KY State Convention will be held at the Commonwealth Convention Center, downtown Louisville, Sat. 8:00-17:00, Sun. 8:00-15:00. Contact Greater Louisville Hamfest Assn., P.O. Box 34444-S, Louisville KY 40232-4444. Tel. (502) 551-4118.

VIRGINIA BEACH, VA The Virginia Beach Hamfest and ARRL Virginia State Convention will be held at Virginia Beach Pavillion. Commercial vendors contact Lewis Steingold W4BLO, 3449 Dickens Dr., Virginia Beach VA 23452. Tel. (804) 486-3800. VE Exams by the South Peninsula ARC on Oct. 3rd.; call Ed Brummer W4RTZ, (804) 898-8031.

OCT 3

HUNTINGTON, IN The Huntington County ARS will sponsor its 5th annual Hamfest from 8 AM-2 PM at the PAL (Police Athletic League) Club in Huntington. VE Exams. Talk-in on 146.085/685 and 448.975/443.975. Contact Ray Tackett KC9DZ, 420 Market St., Andrews IN 46702.

MANSFIELD, OH The AAARC will host the North Central Ohio Hamfest from 8 AM-3 PM, at the Ashland County Fairgrounds. Talk-in on 147.105+. Contact Wally Green W3YXS, (419) 281-3903.

QUEENS, NY The Hall of Science ARC Hamfest will be held at the New York Hall of Science parking lot, Flushing Meadow Park, 47-01 111th St. Doors open 9 AM. Talk-in on 444.200 WB2ZZO Rptr., and 146.52 simplex. Contact (night time only) Arnie Schiffman WB2YXB, (718) 343-0172, or Charles Becker WA2JUJ, (516) 694-3955.

SPRINGFIELD, OH The Independent Radio Assn. will hold its annual Springfield Ohio Hamfest/Computer Show from 8 AM-4 PM at the Clark County Fairgrounds. Talk-in on 145.45 and 224.26 MHz. For reservations, write to Independent Radio Assn., P.O. Box 523, Springfield OH 45501 (SASE); or call Carl Paterson KA8LGS, (513) 323-6680.

Ideal for SKYWARN and A.R.E.S.

Now you can do something about the weather

The ULTIMETER® II Home Weather Station protects your equipment, helps you alert others to dangerous weather extremes

This ultra-reliable Weather Station is your first alert to changing local weather conditions, gives you up-to-the-second data to transmit on SKYWARN and A.R.E.S. networks.

The ULTIMETER II tells you when high winds threaten so you can crank down your tower and safeguard other equipment. You get over 20 weather functions vital to ham and other homeowners, including high/low temperature readings with pre-set alarms that help you plan your day, guard against frostbite, protect plants and people.

The ULTIMETER II's unique low-impedance wind sensor (patents pending) resists RFI, improves reliability and shows speed and direction simultaneously. Comes with 40 ft. cable.

HOME WEATHER STATION...only \$179

Order by Dec. 24 and get a coupon for a SECOND CONTROL UNIT for remote use, only \$49 (\$90 value) NEW ! Add our PC DATA LOGGER.....Only \$69

Del. in US, add \$8.25 shipping & ins. NJ res. add 6% tax Check, VISA, MC accepted. Credit card phone orders:

800-USA-PEET (872-7338)

FAX orders: 908-517-0669

PEET BROS. COMPANY

601-3097 Woodland Rd., W. Allenhurst NJ 07711

Our 18th Year Free Brochure ©1993 Peet Bros. Co.



Over 20 Weather Functions including:

- Wind Speed and Direction • Temperature • Chill factor • Alarms • Highs / lows / times / dates • Metric / English • Quick-Mount (no tools) masthead mounting • Fast, easy "Point & Plug" direction calibration • Optional self-emptying rain gauge with lifetime warranty • Serial output for optional logger • 30-day money back guarantee • One-year warranty

Savant™

...because knowledge is power!

A Packet Radio Program for the Macintosh®

- Multiple simultaneous connections, each in its own window.
- Change "channels" by simply switching windows.
- Simultaneous transmission and reception of packets in every session window. Savant is smart enough to route the incoming information to the right window.
- Written specifically for Macintosh (not a port from DOS)
- Implements the full Mac user interface, including:
 - Scroll back buffers in session windows
 - Edit menu with Undo, Cut, Copy and Paste commands
 - Saving and Printing of all or any part of a session window
 - User re-sizeable split windows
- Icons and fields in each window display the connection's status
 - Packets outstanding and sent, retries, round trip time
- Stations Heard window displays the last 64 stations heard, and continuously updates the list.
- Monitor window decodes and shows all packet traffic
- Compatible with any TNC that implements KISS mode
 - AEA, Kantronics, MFJ, etc.
- Fully compatible with the PacketMac modem from Sigma Design Associates and SoftKiss from Aaron Wohl
- System 7 compatible, 32 bit and cache clean

Demo version available! Call us for details.

\$49.95 plus s&h



Rural Route #1, Box 83A
Kelley, IA 50134 USA
(515) 597-2051
CompuServe 71574,421



Macintosh is a registered trademark of Apple Computer Inc. Savant™ is a trademark of CM Technologies Inc.

CIRCLE 289 ON READER SERVICE CARD

SPECIAL EVENT STATIONS

SEPT 4-14

McDERMOTT, NV The O.I.N. 3 States DX-pedition, sponsored by the Vancouver Mountain RC, will operate W7WY from the state line of Oregon, Idaho, and Nevada. Operations will be CW and phone, 160 thru 10m, 24 hrs a day in the General portion of the band; also 12, 17, and 24m. For a certificate or QSL card, send an 8" x 12" SASE to *Vancouver Mountain Radio Club, W7WY, P.O. Box 1622, Vancouver WA 98668.*

SEPT 8-16

KIOWA, KS The Salt Plains RC will operate WA0HH/W100CS, to commemorate the 100th Anniversary of the opening of the Cherokee strip land rush into Oklahoma. Special QSL by #10 SASE. Frequencies: +/- 20 kHz, 3.900, 7.235, 14.250, 21.325 and 28.500. Contact *Kiowa Cherokee Strip Centennial, 717 Coats, Kiowa KS 67070.*

SEPT 10-12

NORWALK, CT The Greater Norwalk ARC will operate KA1OFN Sept. 10 2100Z-2100Z Sept. 12, to celebrate the 17th annual Oyster Festival and the 125th Anniversary of Sheffield Island Lighthouse. Operation will be in the lower 25 kHz of the General 80, 40, 20, and 15m phone subbands, and the Novice 10m phone subband. For a certificate, send QSL and SASE to *Greater Norwalk ARC, c/o Norwalk/Wilton Red Cross Bldg., 43 North Ave., Norwalk CT 06851.*

PORT TOWNSEND, WA Jefferson County ARC will operate at the Port Townsend Wooden Boat Festival, between 1700 UTC and 2400 UTC, on the General bands for 15 and 20m, and

28440 on 10m. The event station, W7LD, will reciprocate with an event QSL card. Send QSL and SASE to *Olly Gardner KA6OZZ, Box 65156, Port Ludlow WA 98365.* Contacts will be made with Marine Nets.

TULELAKE, CA The Keno ARC will operate Station WD6EAW at the Tulelake-Butte Valley Fair. Operation will be in the lower portion of the General bands from 1600Z-2400Z. For a special QSL card, send an SASE to *WD6EAW Special Event, P.O. Box 653, Keno OR 97627.*

SEPT 10-13

PUT-IN-BAY, OH Members of the Oliver Hazard Perry Expeditionary force will operate KB8BN to commemorate the 180th Anniversary of the "Battle of Lake Erie." Frequencies: 7.240, 14.240, 21.365, 28.365. For a certificate, send QSL and 9" x 12" SASE to *Commodore Jim Yoder KB8LDG, 11796 Shadybrook Dr. NW, Pickerington OH 43147-9122.*

HIGHLANDS, NJ The Ocean-Monmouth ARC (OMARC) will operate 1600Z Sept. 11-1600Z Sept. 12, to commemorate the Marconi Memorial Twin Lights Lighthouse Radio Site. CW - up 10 kHz from bottom of Novice subbands; 10.145, 14.045, 18.080 MHz; bottom of General 80-15; Novice 10m phone subbands. For a certificate, send 9" x 12" SASE (or \$1 U.S.) to *OMARC, P.O. Box 75, Bradley Beach NJ 07720.*

SEPT 12-30

OAK RIDGE, TN The Oak Ridge ARC will sponsor a second Special Event, on all bands, to commemorate the 50th Birthday of the City of Oak Ridge, the site of the original Manhattan Project. "We were born of War, are Living for Peace and

Growing through Science." A four color certificate is available. Please SASE to operators' home call.

SEPT 13-18

ATLANTIC CITY, NJ Southern Counties ARA (SCARA) will operate K2BR for 5 days, from the Miss America Pageant (Absecon Island, IOTA: NA 111). Time: Starting at 10 AM EST. Frequencies: Phone - 25 kHz inside lower General bandedge; CW - 65 kHz inside lower General bandedge; Novice - 28.100, 28.500 kHz. To QSL, send #10 SASE via *SCARA, P.O. Box 121, Linwood NJ 08221.*

SEPT 18-26

KELLEYS ISLAND, OH Members of the Massillon and Canton ARCs will help commemorate the Lake Erie Commission Coastweeks projects by operating WD8DEA/N8LCS from the Kelleys Island Scuba Shipwreck tour Sept. 19th, and the Put-in-Bay Harbor Cleanup Dive, Sept. 20th. Operations will be in the General and Novice bands with phone on 3.880, 7.280, 14.280, 21.280 and 28.380 MHz. CW - 3.685, 7.110, 21.110 and 28.100 MHz. Packet - 145.07; phone - 147.475 MHz. Send QSL and SASE c/o *Jack Wade, P.O. Box 537, Kelleys Island OH 43438.*

SEPT 24-26

PEA PATCH ISLAND, DE The Tir-County Amateur Group will operate KD3XN 1400Z-2100Z, from historic Civil War Fort Delaware. Operations will be in the General and Novice portions of 10, 12, 15, 17, 20 and 40m. For a color aerial view QSL, send QSL and SASE to operator worked.

SEPT 25-26

ECKLEY, PA The Down River ARC will operate N3JPS Sept. 25 1400Z-1800Z Sept. 26, to commemorate the 50th Anniversary of the original flag raising at Eckley Miners' Village in Luzerne County PA. Operation will be in the General subbands and in the Novice 10m subband. For a beautiful certificate, send QSL and a 9" x 12" SASE to *Rob Barnshaw N3JPS, 540 Church St., Royersford PA 19468.*

WARRENS, WI The Monroe County ARC will operate KA9ETH, 1400Z-2200Z Sept. 25; 1400Z-1900Z Sept. 26, to commemorate the 21st Annual Warren's Cranberry Festival. Frequencies: 14.270, 21.370, 28.370. For a certificate, send a QSL and a 9" x 12" SASE to *Marshall Kiel N9FVU, P.O. Box 344, Tomah WI 54660.*

OCT 2

ANAMOSA, IA The Jones County ARC will operate N0CWP 1500Z-2000Z, to celebrate their annual Pumpkifest. Operation will be on the lower 50 kHz of the General subbands. For a certificate, send confirming QSL to *Jim McClintok N0CWP, Box 462, Morley IA 52312.*

OCT 2-3

BETHEL PARK, PA The Breezeshooters ARC will operate W3XX from the U.S.S. Requin SS481, a Tench Class WWII submarine, 1400Z-2100Z both days. Frequencies: Phone - 28.450, 21.350, 14.250, 7.250, and 146.52; CW - 28.150, 21.050, 14.050 and 7.050. For a QSL card and certificate, send 8 1/2" x 11" SASE to *Ron Berry WB3LHD, 326 Sunset Dr., Bethel Park PA 15102.*

Come to the 1993

AMSAT Space Symposium

La Quinta Inn & Conference Center
Arlington, Texas

October 8, 9 & 10

Your BEST chance to learn how to work

Amateur Satellites:

The high orbit DX satellites:

OSCARs 10 & 12

The "Easy birds":

RS 10 & 12

Store & forward PACKET spacecraft

AO 16, LU 19, UO 22, KO 23

and more coming SOON!

Now building:

Phase 3D (The satellite for ALL amateurs)

SEDSAT (Easy to use 2 to 10 meter transponder + digital)

PANSAT (An experiment in amateur spread spectrum)

RS 15 (A new Russian 2 to 10 meter satellite)

More PACKET satellites



Marjorie Swain with Grand Prize won at 1992 Symposium - a Kenwood TR-751A all-mode 2 meter transceiver. OM Carroll W7DU seems pleased with her good fortune.

For more information
write or call



AMSAT

PO Box 27

Washington, DC 20044

301-589-6062



Yupiteru MVT7100 Scanning Receiver

530KHz to 1650MHz
with AM/FM/WFM/
LSB/USB @ 50Hz

Performance rivaling that of
receivers that cost twice as
much. Extremely compact
and versatile. Features 1000
memory channels, lockout on
search and scan, backlit LCD
display, Attenuator,
Delay, Hold, Bank lockout,

VFO tuning, 1 Year Warranty, & Earphone
jack. Size: 6 3/8" x 1 7/8" x 2 1/3". Wt
14oz. Ground shipping: \$5.95 Air Freight:
\$8.95. Call or Fax Toll Free, 24 hours a day.



\$649⁰⁰

ACE COMMUNICATIONS



Call

1-800-445-7717

10707 E. 106th Street Fishers, IN 46038

317-842-7115 Fax 1-800-448-1084

CIRCLE 110 ON READER SERVICE CARD

CIRCLE 164 ON READER SERVICE CARD

ADVERTISERS

R.S.#	page	R.S.#	page	R.S.#	page	R.S.#	page
18 A.S.A.	69	13 Doppler Systems	85	• Kenwood USA Corporation	CV4	34 Ramsey Electronics	21
18 A.S.A.	43	231 Douglas RF Devices	55	234 Lentini Communications	79	171 RF Enterprises	75
164 Ace Communications of Indianapolis	72	• Down East Microwave	17	47 Link-Com	79	• RF Parts Company	77*
• Advanced Electronic Applications	9*	• Down East Microwave	75	243 Luke Co.	64	134 Rose	81
194 All Electronics Corporation	77	114 E. H. Yost	56	230 Maggiore Electronics Lab	19	254 Ross Distributing	47
• Alphaslab	84	• Eavesdropping Detection	50	233 Maingate Resources	56	• RT Systems	56
76 Amateur Networking Supply	17	• Electron Processing	73*	• Meadowlake	17	71 Rutland Arrays	43
29 Ameco Corporation	31	• Electronic Distributors	66	86 MFJ Enterprises	11	294 S&S Engineering	27
236 Antennas West	50	• Electronics Book Club	41	160 Micro Computer Concepts	56	• Sams	56
5 Antennas West	51	• Emcom Industries	51	144 Micro Control Specialties	49	36 Scrambling News	83
324 Antennas West	73	• Engineering Consulting	66	30 Micro Video Products	49	167 Sescom, Inc.	45
336 Antennas West	82	83 EUR-AM Electronics	51	24 Midwest Wood Products	50	188 SGC Inc.	53
135 Antennas West	83	33 FB Enterprises	65	114 Mr. Nicad	56	250 Software Systems	55
296 Antennas West	84	118 Flytecraft	17	• Motorola	35	244 Software Systems	69
380 Antennas West	85	251 Flytecraft	82	248 MoTron Electronics	50	183 Spectrum International	69
• Antique Radio Classified	27	• Gap Antenna Products	83	141 Namulu Communications	37	247 Startek	1
276 Artsci Publications	67	• Gap Antenna Products	47	223 National Amateur Radio	63	232 TE Systems	16
16 Astron Corporation	23	• Get-Tech	61	54 NCG	5	124 Texas Bug Catcher Antenna	81
27 Avcom of VA	78	193 GGTE	83*	85 Nema Electronics	54	6 The Antenna Specialist	37
21 B & B, Inc.	83	192 Grapevine Group	82	1 Number One Systems Ltd.	62	• The Ham Center	50
41 Barry Electronics Corporation	25	• Greater Louisville Hamfest	65	102 ONV Safety Belt	55	384 The Ham Contact	29
• BB & W Printing	85	• Hamtronics, Inc.	7	• P.C. Electronics	58*	131 The Ham Station	15
42 Bilal Company	61	187 Harlan Technologies	51	• P.C. Electronics	61*	269 Tigertronics	61
137 Box Products	17	284 Heights Tower Systems	19	233 Packet Power	56	299 Townsend Electronics	27
273 Boyd Electronics	17	293 IC Engineering	37	• Peet Bros.	71	11 Transel Technology	54
56 Buckmaster Publishing	61*	179 Icom	CV2*	68 Periphex	37	22 Tri-Ex	59
168 Buckmaster Publishing	70*	283 Innotek, Inc.	82	198 Personal Computer Repeater Controller	55	121 U.S. Cable	63
7 Buckmaster Publishing	56*	100 Interconnect Specialists	64	• Personal Database	37	• Uncle Wayne's Book Shelf	86,87
• Burghardt Amateur Radio	39	42 Isotron	61	249 Phillips Industries, Inc.	56	• Universal Radio	59*
222 Byers Chassis Kits	27	112 ITC	57	311 Pioneer Hill Software	81	• Vanguard Labs	45
184 C & S Sales, Inc.	75	295 Itech	51	394 PKT Electronics	81	259 Versatel Communications	82
• CB City International	73	175 J-Com	75	49 Polyphaser	70	14 VHF Communications	81
265 Chipswitch	50	39 J-Com	82	145 QSO Software	62	278 Virginia Beach Hamfest	58
289 CM Technologies	71	55 J-Com	84	147 R.L. Drake Company	14	104 Vis Study Guides, Inc.	84
186 Coaxial Dynamics	47	• J.M.S.	85	110 Radio Amateur Satellite	72	191 W & W Associates	49
99 Communication Concepts, Inc.	84	133 Jade Products	83	153 Radio City	43*	20 Wolfe Communications	85
10 Communications Specialists, Inc.	67*	159 Japan Radio	13	58 Radio Engineers	43	94 Xpertek	63
12 Connect Systems	2	285 JPS Communications	24	• Radio Fun	73	• Yaesu Electronics Corporation	CV3
146 Creative Control Products	17	• K-Comm	50	• RAI Enterprises	47		
181 Digital Communications	75	2 Kawa Productions	27	• RAI Enterprises	45		
		151 KDC Sound	51				

Bold listings are 73's new advertisers this month.
*Advertisers who contributed to the National Advisory Committee (NIAC).

Fox Hunting Yagi?

Hold it in your hand—it's a walking stick made of aluminum with rubber ends. But inside are all the elements of a 4 element yagi that goes together in 2 minutes. Ready for the T-Hunt. Ready to get your signal out of a hole into the repeater. No little bits to drop and get lost. Everything fits clean and tight and tough. 2meters \$79, 70 cm \$49. Weighs only 1 lb. Add \$6 Shipping & Handling. Info \$1.



AntennasWest
Box 50062-S Provo UT 84605

Order HotLine
801 373 8425

CIRCLE 324 ON READER SERVICE CARD

Radio Fun

"The beginner's guide to the exciting world of amateur radio."

Radio Fun is packed full of information to help you get more fun out of amateur radio. Basic "how-to" articles will get you up and running on packet, ATV, RTTY, DXing, and the dozens of other activities that make amateur radio such a great hobby. You'll get equipment reviews geared toward the newcomer. We'll help you upgrade to a higher class license with monthly columns

designed to teach you what you need to know in a fun and exciting way. You'll find it all, and more, in the pages of Radio Fun. Don't wait another minute. Subscribe today for only \$12.97 for one year. That's 12 issues of the only ham magazine that is geared especially for the newcomer, or any ham who wants to get more fun and excitement out of amateur radio — Radio Fun!

CB-10-10 METERS

We specialize in CB radio modification plans and hardware. Frequency and FM conversion kits, repair books, plans, high-performance accessories. Thousands of satisfied customers since 1976! Catalog \$2.

CBC INTERNATIONAL
LOU FRANKLIN/K6NH - Owner
P.O. BOX 31500X, PHOENIX, AZ 85046

BASIC REPEATER INTERFACE

ONLY \$50!

Have your own repeater or link system! Easy repeater setup without modification to your radio gear, simply plug in and go! Ideal for emergency or portable/mobile repeaters! The BRI-2 works with ANY receiver (or scanner) and ANY transmitter. Super sensitive VOX operation makes setup quick. Includes Hang and timeout timers. Passive audio interface for clean audio. Only 4.5" x 3.5" x 1.5" and choice of 12 VDC or 9V battery power (please specify when ordering). ORDER BRI-2 \$50.

For bi-directional links order our BRI-2-DUAL model which contains two of the above in one box. ORDER BRI-2-DUAL \$85

The BRI-2-RB has a built in "remote base" interface so you can link your repeater with other frequencies or repeaters. Simple and easy to use. ORDER BRI-2-RB \$85

MANY MORE PRODUCTS. CALL/WRITE FOR INFO!
ELECTRON PROCESSING, INC.
P.O. BOX 68 CEDAR, MI 49621 (616) 228-7020

Please add \$5 ship/handl US, \$8 Canada/AK/HI MI,NY add sales tax also

12 issues for only \$12.97
1-800-257-2346

YES! Sign me up right now! 12 issues of Radio Fun for \$12.97.

NAME _____ CALL _____

ADDRESS _____

CITY _____ STATE _____ ZIP _____

Check _____ MC _____ Visa _____

CARD # _____ EXPIRES _____

Class License _____ Year Licensed _____ 73 Subscriber _____

QST Subscriber _____ CQ Subscriber _____

Mail to: Radio Fun, P.O. Box 4926, Manchester, NH 03108
[Or Call 800-257-2346 (in NH Call 625-1163), FAX:603-669-2835]

Canada add \$7.00 plus .70 GST. Foreign add \$12.00 surface, \$36.00 airmail. Newsstand Rate \$18.00. Basic subscription Rate \$14.97.

06S

NEVER SAY DIE

Continued from page 4

We're still the only group of communicators capable of providing dependable emergency communications. We're the only group able to help CBers, police, fire, and other fixed and mobile radio services communicate with each other.

But Not for Long

It isn't going to be long before we're going to see satellite communications making it possible for anyone to communicate with any car, truck, plane, boat or ship anywhere from Hawaii to England. I don't know how many outfits you have in your part of the country working on this technology, but we've got one in Manchester, New Hampshire, that's well along with a spread spectrum system which will let almost any number of units keep in touch. Companies will know exactly where every one of their trucks is at any moment, and will get instant word via a bar-code reader of every pickup and delivery. Your portable computers will be able to communicate with anyone anywhere via this network. Mobile units will not only provide positioning information, but will allow voice, fax, and computer communications . . . if you want.

The antennas for these little buggers are small enough to be built into car tops. And will be. Small umbrella-like antennas will allow HTs and notebook computers to join the network.

All this will probably take 10 to 20 years to become ubiquitous, but when it does why will anyone need amateur radio emergency communications? For what? Then what will be our excuse for keeping our bands?

Yes, of course I have a solution, but old-timers are going to hate it. Of course, with the average ham age in the 50s now, most of the old-timers will have been awarded their Silent Key certificates, so it's not their problem. My proposal is to get busy starting radio clubs in our schools and bring in a flood of youngsters. If we can turn amateur radio into a recruiting ground for high-tech interested youngsters we'll be worth our frequencies.

If you have the idea that the no-code license has attracted a big bunch of kids to the hobby, you are dreaming. The figures I've seen show that about 12% of our newcomers are youngsters. Back before we killed off 95% of the school radio clubs 30 years ago, 80% of all new licensees were youngsters. And 80% of them went on to high-tech careers.

If we can start attracting youngsters again we'll not only get them interested in high-tech careers, we'll start seeing some inventing and pioneering again. All of the major technical developments amateur radio has pioneered were made by relative youngsters. I know because I was there for many of them and knew the chaps involved personally. I was one of the first experimenters with narrowband FM (NBFM). Ditto

SSB. Ditto RTTY. Ditto SSTV. Ditto 10 GHz. Ditto 6m. Ditto beacons. Ditto repeaters.

No, I haven't done much lately. I got all wrapped up with computers almost 20 years ago and got sidetracked. Heck, I'm still wrapped up with computers. Then I got re-involved with hi-fi audio and digital sound. So now I have one of the finest recording studios in the world.

More and more of our ham clubs are sponsoring school radio clubs. Way to go. I'd like to see more pictures I can publish. And I'd like to see more about this in the club newsletters.

It's probably getting almost time to start discussing what we think is the best kind of license exam to go with hamming in the '90s. Our exams are still hung up back in the Dark Ages. What should a youngster be able to demonstrate to us to be worthy of a license? And does the long ladder of license classes fit in with hamming the way is today?

For many years I've recommended we change to just one class of license and depend on the fun of learning and doing things to build knowledge. The current licensing system is a joke. The test questions and answers are published, so it's purely a memorization exercise and has little to do with actually learning anything. It would be nice if our ham clubs would organize technical sessions at the start of their meetings. This might help the members to understand how antennas and feedlines work. It could help them understand the basics of receivers and transmitters. And how about some tech talks on packet, RTTY, SSTV, and other ham communications modes? Is your club offering tech sessions like these? Why not? This is supposed to be a technical hobby, right?

One of my problems is that I not only recognize that change is inevitable, I actually welcome it. I enjoy change. This may have a lot to do with the host of enemies I've generated . . . and every one of which I am proud. So let's think in terms of how things are going to change and how we can best adapt to it so we'll continue to have a hobby, even under the new conditions.

2020 Vision

What will amateur radio be like in the year 2020? Or will our hobby still be around? If so, what purpose will it serve that would validate its cost to the public? And what technological developments do we see emerging which will affect our future?

One fast-emerging technology which is encroaching on our turf is the network bulletin-board systems such as CompuServe and Prodigy. These allow people to go on-line and talk with each other about any mutual self-interest. An ad in *New York* magazine for their network has an international chat line where you can talk with people all over the world one-on-one in real time about anything you want. It also allows you to get information about restaurants, movies, plays, stocks, etc., and even play chess.

There are thousands of bulletin boards. Most are dedicated to special interests, but there are a growing number of wide-interest systems and people are getting caught up in these by the hundreds of thousands. Sure, they run up telephone bills, but there's no interference, no fading out, no pile-ups . . . just solid contacts.

Well, okay, on-line services are going to do nothing but grow. We're going to need help in finding out which services provide what, how good they are, and how much they cost to use. That information will be available on-line too.

But what about when we're driving or walking? Well, driving, since we don't walk much any more except to walk or jog just for the exercise it provides. We don't want to be out of touch just because we're mobile. Our systems will have to enable us to stay in contact when we're in our cars, on planes, or at sea.

It isn't going to take 27 years for satellite communications technology to extend our telephone wires, figuratively speaking, into our cars. By 2020 our homes and offices may all be connected by fiber optic networks. Or we may have gone all satellite. I expect it'll be a combo, with satellite links used mainly to interconnect to mobile units and fiber optics for fixed.

The amount of data we'll be zipping around will be far beyond what wires or even cables can handle. TV looks as if it'll be moving from 100 channels to TV-on-demand, making it so you won't have to record the 2020 version of "Murphy Brown" so you can see the program when you prefer instead of when the TV network program director decides. Your TV set will be more like tapping into a humongous video rental store. You may not even have to pay for the programs if you'll put up with the automatically inserted commercials. Fast-forward through 'em and your bill goes up.

We're already starting to see the development of spread spectrum satellite communications systems which will enable every car, truck, plane, boat and ship to tie into the network. People in cars will be able to keep in touch with anyone anywhere, either by voice, voice-messaging, or a fax-like system. You'll be able to be reached, but only if you want, no matter where you are. We'll adapt to this.

Since most of my work requires privacy, I'm reachable by phone about an hour a day. I read a lot. I write a lot. Neither of these activities are compatible with answering the phone or dealing with visitors. When I write I build a general picture of what I want to cover and then start getting it into my laptop computer. If someone comes in with a question or the phone rings, pffft, the picture is gone. So I do 99% of my productive work in my office at home. I drive to my business office for an hour or two a day for meetings with the staffers, and to answer phone calls. I use the 10-minute drive to review new compact disc releases, so even my driving time is productive.

I'm in touch with the office by phone and fax, if they need me. But I try to get my people to be self-reliant. I look for people who don't need much direction. It has not been easy finding them. Our school system, as I've written, goes to lengths to stamp out the very traits I find valuable.

I've gone into some detail on this because I believe more and more people will be wanting to work as I do. The day of the home-office is coming fast. As our communications systems improve there will be less need for going to "the office." We'll be able to video conference from anywhere for meetings. People wanting to talk with me will be able to find out what times are best (1000-1100 Eastern), and get through with one call. Even my production crew will be able to put together magazine pages remotely. From anywhere.

So where does amateur radio fit in when anyone will be able to talk with anyone anywhere in the world at will . . . and at a reasonable cost? When we have world on-line services where people interested in Italian Greyhounds can easily find and talk with each other, complete with video? When Gilbert & Sullivan fans can sing in groups, even when one is on a boat in California and another is driving in Maine?

We may even find people going to weird places to cater to a 2020 version of DXCC for people who are collecting the places they've talked with. Will there be pile-ups for some idiot fighting the tide on Minerva Reef? Computerized systems will allow tens of thousands of contacts per minute, so maybe not.

We do know one thing for sure. The communications systems of 2020 are going to require quite a bit of spectrum, even with spread spectrum systems, so we'll be losing our microwave channels before long. We've never used 'em anyway, so it won't seem like a big loss . . . at the time. They were a hold-over from the early experimental radio days that we will only appreciate after they're gone.

A few of us old-timers can still remember the stink when we lost the 7,300-8,000 kHz band and there was talk of the League having sold us out. The sudden building of expensive houses by several League officials didn't tend to quiet the rumors of a pay-off for the loss of frequencies.

With the need for short-wave commercial communications eliminated by satellite and fiber optic systems, we may be able to not just hold on to our low bands . . . we may be able to increase them. Thus, in 2020, we may well see a few old-timers sitting there sending CW with their hand keys, just like they are now . . . and their grandfathers were 70 years ago. But the mainstream of communications will have passed us by. As commercial short-wave communications systems and broadcasting disappear we may be able to go back to spark on 200 meters, thus keeping alive the *raison d'être* of the American Radio Relay League. You can bet I'll be sporting my

W9GR DSP FILTER

11 Switch Selectable Filters in One

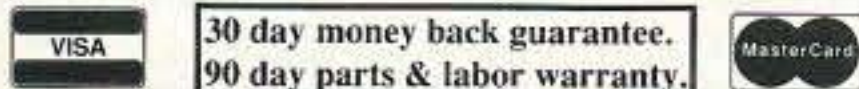


Just turn the switch to select one of:
4 Filters which enhance SSB signals by reducing hiss, static, ignition, and powerline noise with no perceptible time delay combined with **Multiple Automatic Notch** filters to remove heterodynes instantly.
4 "Brick-wall" CW Filters with bandwidths of 50 Hz to 200 Hz.
3 unique linear phase bandpass filters for RTTY, HF Packet, and SSTV.

Installs easily between the receiver and external speaker or headphones.

W9GR DSP Filter \$299.95
12 VDC Power Supply \$11.95

Shipping and Handling US \$5, overseas \$15



30 day money back guarantee.
 90 day parts & labor warranty.

j.Com · 793 Canning Pkwy · Victor NY 14564
 (716) 924-0422 · FAX (716) 924-4555

CIRCLE 175 ON READER SERVICE CARD

DIGITAL VOICE MAIL

MAKE YOUR REPEATER MORE USEFUL
 GIVE IT A UNIQUE PERSONALITY

- Record all prompts and messages in any voice, accent or language
- Use voice mail menus for club bulletins and operating instructions
- Detect Emergency Long Tone Zero
- Leave messages in individual voice mailboxes
- Radio burglar alarm


Call toll-free for information package:
 1-800-563-5351 or direct: 1-604-820-1162

- one month unconditional warranty
- one year, parts and labour
- Computer Board and Software - \$259

DIGITAL Communications Inc.
 8946 Shook Road, R.R. #4, Mission, B.C., Canada, V2V 5M2

CIRCLE 181 ON READER SERVICE CARD

MICROWAVE TRANSVERTERS



SHF 1240 Complete Transverter

SHF SYSTEMS No tune linear transverters and transverter kits for 902, 1269, 1296, 2304, 2400, 3456 MHz. All use 2m i.f.g.13.8V. Kits include mixer and L.O. P.C. boards, xtal and all components. Built units include I.F./D.C. switchboard, connectors and compact low profile housing. Other frequency options in amateur band available.

SHF 900K	902-906 MHz	50mW	Kit\$139	Built \$265
SHF 1240K	1296-1300 MHz	10mW	Kit\$149	Built\$265
SHF 1269K	1268-1272 Oscar Mode	L10mW	Kit\$140	Built\$255
SHF 2304K	2304-2308 MHz	10mW	Kit\$205	Built\$325
SHF 2401K	2400 MHz Mode S rcv Conv	Kit\$155	Built\$255	
SHF 3456K	3456-3460 MHz	10mW	Kit\$205	Built\$325
SHF 5760K	5760 MHz/1296 IF	0.5mW	Kit\$170	Built\$260
NEW! DEM 432K	420-450 MHz 10m IF	70mW	Kit\$150	Built\$275

DOWN EAST MICROWAVE

Bill Olson, W3HQT
 Box 2310, RR1 Troy, ME 04987
 (207) 948-3741 FAX: (207) 948-5157


24 HOUR SHIPPING ELENCO • HITACHI • B&K PRODUCTS

TO ORDER
 CALL TOLL FREE
 1-800-292-7711

1-800-445-3201 (Can.)


AFFORDABLE - HIGH QUALITY
 2 YEAR WARRANTY

ELENCO OSCILLOSCOPES



STANDARD SERIES
 S-1325 25MHz \$349
 S-1340 40MHz \$495
 S-1365 60MHz \$849

- Features:
- High Luminance 6" CRT
 - 1mV Sensitivity
 - X-Y Operation
 - Voltage, Time, + Frequency differences displayed on CRT thru the use of cursors (S-1365 only)
 - Plus much, much more



DELUXE SERIES
 S-1330 25MHz \$449
 S-1345 40MHz \$575
 S-1360 60MHz \$775

- Features:
- Delayed Sweep
 - Automatic Beam Finder
 - Z Axis Modulation
 - Built-in Component Test
 - Plus all the features of the "affordable" series

Hitachi Compact Series Scopes

V-212 - 20MHz Dual Trace	\$399
V-525 - 50MHz, Cursors	\$995
V-523 - 50MHz, Delayed Sweep	\$949
V-522 - 50MHz, DC Offset	\$895
V-422 - 40MHz, DC Offset	\$795
V-222 - 20MHz, DC Offset	\$649
V-660 - 60MHz, Dual Trace	\$1,149
V-665A - 60MHz, DT, w/cursor	\$1,325
V-1060 - 100MHz, Dual Trace	\$1,395
V-1065A - 100MHz, DT, w/cursor	\$1,649
V-1085 - 100MHz, QT, w/cursor	\$1,995
V-1100A - 100MHz, Quad Trace	\$2,495
V-1150 - 150MHz, Quad Trace	\$2,995

B&K OSCILLOSCOPES

2120 - 20MHz Dual Trace	\$389
2125 - 20MHz Delayed Sweep	\$539
1541B - 40MHz Dual Trace	\$695
2160 - 60MHz Dual Trace, Delayed Sweep, Dual Time Base	\$949
2190 - 100MHz Three Trace Dual Time Base, Delayed Sweep	\$1,395
2522A - 20MHz / 20MS/s Storage	\$875

Digital Capacitance Meter



Big 1" Display Zero control w/ Case

Digital LCR Meter



Big 1" Display

Digital Multimeter



11 Functions with Case

FLUKE MULTIMETERS

Scopemeters	(All Models Available Call)	70 Series	
Model 93	\$1,225.00	Model 7011	\$65.00
Model 95	\$1,549.00	Model 7711	\$149.00
Model 97	\$1,795.00	Model 7911	\$169.00
10 Series	80 Series		
Model 10	\$62.95	Model 87	\$289.00
Model 12	\$79.95		

Quad Power Supply XP-580



Fully regulated and short circuit protected Made in USA by Elenco

Triple Power Supply XP-620



Made in USA by Elenco All the desired features for doing experiments. Features short circuit protection, all supplies.

AM/FM Transistor Radio Kit



with 52 page Training Course Elenco AM/FM 108 14 Transistors + 5 Diodes Makes a great school project AM Radio Kit AM550 \$18.95

True RMS 4 1/2 Digit Multimeter



M-700T \$135 05% DC Accuracy 1% Resistance with Freq. Counter Data Hold by Elenco

Sweep/Function Generator with Freq. Counter



Elenco Model GF-8026 Sine, Square, Triangle, Pulse, Ramp 2 to 2MHz, Freq Counter 1-10MHz Internal Linear & Logic Sweep \$239

Function Generator Blox




by Elenco \$28.95 Provides sine, triangle, square wave from 1Hz to 1MHz AM or FM capability \$26.95

Learn to Build and Program Computers with this Kit



Includes: All Parts, Assembly and Lesson Manual Model MM-8000 \$129.00 by Elenco

Elenco Wide Band Signal Generators



SG-9000 \$119 RF Freq 100K-450MHz AM Modulation of 1KHz Variable RF output SG-9500 w/ Digital Display & 150MHz built-in counter \$239

XK-500 Digital / Analog Trainer

A complete mini-lab for building, testing, prototyping analog and digital circuits Elenco's Digital/Analog Trainer is specially designed for school projects, with 5 built-in power supplies. Includes a function generator with continuously variable, sine, triangular, square wave forms. All power supplies are regulated and protected against shorts.

Power Supplies

- Variable Power Supply
- +1.25 to 20VDC @ 5 Amp
- +1.25 to 15VDC @ 1 Amp
- 1.25 to -20VDC @ 5 Amp
- 1.25 to -15VDC @ 1 Amp
- +12VDC @ 1 Amp
- 12VDC @ 1 Amp
- +5VDC @ 1 Amp
- 30VAC Center tapped @ 15VAC at 1 Amp

Analog - Section


- Function Generator Sine, Triangular, Square wave forms
- Frequency adjustable in five ranges from 1 to 100KHz
- Fine frequency adjust
- Amplitude adjust
- DC offset
- Modulation FM-AM

Digital - Section

- Eight data switches
- Two no bounce logic switches
- 8 LED readouts TTL buffered
- Clock frequency 1 to 100KHz
- Clock amplitude 5VPP square wave

Breadboards

- 2 breadboards, each contain 840 tie points (total 1,680)



\$159.95 Assembled \$129.95 Kit

RF ENTERPRISES

TO ORDER: 1-800-233-2482

Service & Info: 218-765-3254 Fax: 218-765-3308

Complete Inventory

ANTENNAS

TOWERS

TELEX/hy-gain
 CUSHCRAFT
 DIAMOND

ROHN
 HY-GAIN
 ACCESSORIES

YAESU ICOM MFJ AEA

BELDEN COAX:

- 9913 Low loss; 50 ohm.
- RG-213/U (8267) 50 ohm, Mil-spec.
- RG-8/U (8237) 50 ohm
- RG-8/U (8214) 50 ohm, Foam.
- RG-8X (9258) 50 ohm; foam
- Don't settle for less than the best

ASTRON POWER SUPPLIES

- RS-4A RS-7A RS-12A
- RS-20A RS-35A RS-50A
- RS-20M RS-35M RS-50M
- VS-20M VS-35M VS-50M

CALL US FOR YOURS!

COPPERWELD ANTENNA WIRE:

Solid: 12 ga; Solid: 14 ga.; & Stranded 14 ga. Cut to your specs.

ROTOR CABLE:

Standard (6-22, 2-18)
 Heavy Duty (6-18, 2-16)

We stock Amphenol Connectors
 Connectors Installed! Jumpers & custom cable assemblies.
 Call or write today! We ship worldwide.

VISA Mastercard

Prices subject to change without notice. Shipping additional except as noted. Returns subject to 20% restocking fee. No antenna or tower returns.

RF ENTERPRISES

HC 86 Box 580
 Merrifield, MN 56465

WE WILL NOT BE UNDERSOLD

UPS SHIPPING: 48 STATES 5% OTHERS CALL
 IL RES add 7.75% TAX
 PROBES INCL ALL SCOPES & METERS

C&S SALES INC.

1245 ROSEWOOD, DEERFIELD, IL 60015
 FAX: 708-520-0085 • (708) 541-0710



15 DAY MONEY BACK GUARANTEE

FULL FACTORY WARRANTY
 WRITE FOR FREE CATALOG

PRICES SUBJECT TO CHANGE

CIRCLE 171 ON READER SERVICE CARD

CIRCLE 184 ON READER SERVICE CARD

80-year membership pin at Dayton in 2020 and showing holographic videos of my narrowband quenched spark rig.

"Nothing Endures Like Change"

The ancient Greek philosopher who said that wasn't speaking for amateur radio, where change is glacial, and fought bitterly. As Canadian Department of Communications official Peter Alien recently said, "Slow growth and a closed-shop mentality have led to the graying of amateur radio."

When I started hamming the entry code speed was 13 wpm and the technical exams were at about college level. In the late 1920s hams had to build their own receivers, since little was available commercially. As soon as commercial receivers were introduced amateurs stopped building them.

By 1938, when I talked with virtually every active ham in Brooklyn (NY), I was able to find only one ham who'd built his own receiver. We were still building our transmitters, not because building was fun, but because there were none available commercially. Not even kits.

After WWII we got busy converting military surplus transmitters, but it wasn't long before a wide range of commercial transmitters and kits appeared. That quickly put an end to around 90% of ham home construction. Pioneering hams still had to build VHF gear and gadgets for new modes such as NBFM, RTTY and SSB. But as soon as there were enough hams interested in a new mode, commercial gear became available and home construction blew away.

I built my first SSB rig in 1954. By 1959 Hallicrafters had a miniature transistorized sideband transceiver on the market which was far beyond anything I could hope to build. I made an around-the-world DXpedition in a MATS C-54 plane in 1959, operating SSB from 22 countries using Hallicrafters SSB equipment.

Old-timers can tell you about the bitter fights between AMers and SSBers in those days, as older amateurs fought change . . . and lost.

DOC's Alien laid it on the line, and not only for Canadians. "How do we keep amateur radio from becoming extinct? Very simply, you've got to get out there and recruit new interest. Do everything you can to interest young people in ham radio. Advertise. Talk to people. Provide instruction and make it convenient for busy people. Could you convince your local high school to establish an after-school radio club, where a station can be set up? Could you convince school authorities to let you make 'Introduction to Radio Theory' a part of an electronics course?"

Amateurs today buy their equipment and get their enjoyment from using it. Perhaps our entry exams should reflect this reality.

When the first microprocessors became available, hobbyists built their own computers. Then, when commercial microcomputers arrived, hobbyists got busy building accessory boards for them. Soon there were enough users

so just about any board you could imagine was available, so hobbyists turned to software development and hacking. These days computer hobbyists can't hope to compete with mass manufacturing economies or with the humongous commercial software programs, so they're busy playing ever more involved computer games and calling in on computer networks and bulletin boards. There are now over 46,000 bulletin boards in the US.

In amateur radio, though we enjoy reading about building, only a tiny percentage of hams are actually building. There no longer are parts stores in every city. Or in *any* city . . . at least in America. There are some great kits available, but even this activity has dwindled. Maybe you noticed that Heath finally had to give up trying to sell kits, marking the end of an era. And Eico is long gone.

Alas, our license exams still reflect the thinking of a long-gone era. Morse code, which is no longer used commercially in the real world, is still being used as a barrier to keep as many people out of our hobby as possible. Our technical exams are woefully out of step with the reality of amateur radio today. But then even the whole basis and purpose (97.1) for the hobby is out of date, as I've mentioned recently.

No, I don't know how to get the message through to the closed-minded old-timers who are killing our hobby. I hear them at our ham clubs angrily fighting change. I see them epitomized in the good old boys' club in Newington. Let's get some young ARRL directors, for heaven's sake! That doddering old bunch you've elected, still grasping their hand keys to their chests, are leaving deep heel marks in the sands of time as they fight change to the bitter end.

So here we are, fighting over the deck chairs, as our ship, which has collided with the iceberg of change, slowly sinks. Rout the old-timers from your club. If they have tight control, bring in enough newcomers to oust them. You have to be prepared for a fight because the old guard will try to throw you out.

There's an egregious example of this with the Algonquin Amateur Radio Club in Marlboro, Mass. I've written to the president of the club (K1ZFH) about his outrageous conduct, asking for an explanation. I got a brief note from him saying to contact his lawyer. Further correspondence from me has been ignored. My own feeling, often expressed, is that lawyers are brought into amateur radio matters only by scum. When the homosexual ham group sued *QST*, demanding their ad soliciting members be run, their strident leader went on my suer scum list.

We can't bring back the days of home construction. We can't bring back CW, other than as a small fun part of amateur radio . . . something some of us do because we enjoy it. We can't bring back AM. My workbench, with shelves of test equipment and a barn full of parts, is a memory. I enjoyed building my first narrowband FM

modulator and installing it in my Meissner Signal Shifter. I enjoyed converting a BC-459 to 20m and adding an NBFM modulator. I loved building my pp813 kilowatt final. I got a whale of a kick out of building my RTTY converter, complete with a dozen or so 6SN7GTXs. But those things are memories and when I'm gone, they'll go with me. Those memories are no reason to try and force today's prospective hams to build their rigs. Or to learn the code.

The SCR-522s which helped stabilize 2m are all gone now. Even my big box of crystals for the rig is gone . . . sold off in an auction almost 30 years ago. But I still remember every detail of that wonderful old rig. And I'll never forget the thrill of making 2m contacts from the top of the New York News building in 1948; the top of the Municipal building in 1949; and the top floor of the Guggenheim museum building in 1951. Or the wonderful RTTY net we had on 2m at that time. Sure, I had to build my own equipment in those days. But as soon as the stuff was available commercially I stopped building, right along with everyone else.

So let's give some thought to where amateur radio is going. Let's talk about what services we can render. Let's stop worshipping the past and trying to preserve it in our rules and tests. If we can't pay back society in some way for the use of our frequencies in the 21st century, we're goners . . . and those old-timers who were fighting you are going to be little more than forgotten Silent Keys listed in the yellowed pages of old *QSTs* up there in the attic.

Sure, I've had fantastic times in amateur radio. Times I'll never forget. I feel sorry for hams who haven't taken the trouble to do ham things. For hams who've never been on a foxhunt. Who've never won a contest for their section. Who've never made any satellite contacts. Who've never made any aurora contacts. Who've never worked DX on 6m. Who've never mountain-topped on VHF.

I remember sitting in the back seat of my old 1940 Ford on top of Mt. Greylock in Northwestern Massachusetts with my old SCR-522 and a 14-1/2 element beam, making contacts all over New Hampshire, Vermont, Massachusetts, Rhode Island, Connecticut, and Long Island with three college buddies back in 1947. We'd driven up there one very cold night after a ham club meeting and we had a ball. We swung the beam from inside the car with some string tied to the ends. The beam, tied to the top of my car, had lost 1-1/2 elements on the trip over.

These days all it takes is a tiny HT and I can make contacts through a hundred or so repeaters from any good mountaintop. That was exciting back in 1969, when there were only a few repeaters. I had an old Motorola HT-220 and was able work all over New England with it. My mobile 2m rig got me down to Maryland repeaters when we'd have morning temperature inversions. I hope you're building a lifetime of ham memories.

Oh, my first DXpedition! Wow! That was in 1958 and six of us went to Navassa. I'd gotten KC4AF for our call. I think I may be the only one left out of that group. The others died off or disappeared. I still have some great 16mm film of the DXpedition. But most important are my memories of every minute of the experience. The hurricane during our trip down where we almost ran onto a reef. The time we were almost killed by Haitian police. The pile-ups! The glorious, endless pile-ups. Running out of water. My having to dive in the shark-infested waters to retrieve the beam elements we'd dropped. The heat. The dangerous cliff we had to climb to get on that uninhabited island with no beaches.

My contact with Moscow via OSCAR VII, where we had only a 20-second window to make the QSO.

My wonderful visit to New Caledonia, where I worked the pile-ups for a week and got fabulous pictures of the island from a local ham's plane. And my aerial photos of VK3ATN in Birchip, Australia, and his 2m moonbounce antenna. I used to fly, but I had to sell my plane when I started 73. And my boat, too. And my Arabian horse, and my Porsche. All that went into printing the first issue of 73 back in 1960. Fortunately, the magazine was in the black from the first issue . . . or else it wouldn't be here now. That's the way entrepreneurs are, they gamble everything on a new business.

Many times since then I've not known whether I'd be in business another month or not, but I've always managed to make it.

I remember the first time I worked all continents within one hour. And the weekend I worked 100 countries on 20m phone. And the night I worked all states on 75m AM. Other events may fade from my memory, but my ham experiences stand out clearly, even years later. My nights making contacts with King Hussein in his summer palace. My dinner with him, his wife and in-laws. Working SSTV from Navassa on my second trip in 1973 as KC4DX. Working SSTV from Jordan as JY8AA. and from JY1's station in his downtown palace. Setting up the JY73 repeater in Amman. Working my home station from YK1AA in Damascus, and then again from VK3ATN, where we shifted from 20m to 75m and my W2NSD/1 signal was still S9. The wooden "mattress" and cold showers while staying with Father Moran 9M1MM in Katmandu. The friendliness of hams in well over a hundred countries I've managed to visit so far.

My advice to youngsters is to build your ham memories. Do everything you can in the hobby. Amateur radio holds enormous adventure for you if you'll just grab the ring as the merry-go-round turns. My 10 GHz contact with New York State from the top of Mt. Monadnock (NH), where I'd struggled to the top with a three-foot dish, just in case. The top of the mountain was in dense fog, so I had to aim the dish with a compass. Even though my tenth watt signal had to go over a mountain to

Courteous Service • Discount Prices • Fast Shipping

ALL ELECTRONICS

P.O. Box 567 • Van Nuys, CA 91408

AA NICKEL CADMIUM BATTERY CHARGER

Sanyo# NC-452

Battery charger for 2 or 4 AA nickel cadmium rechargeable batteries. Plugs into wall outlet and charges batteries in 8 to 10 hours. Can be folded for easy carrying and storage. 3.25" X 1.6" X 1.81" when folded. UL listed. CAT# AAC-1 \$2.50 each



EXPERIMENTER'S DELIGHT VHF TO UHF BLOCK CONVERTER



Channel Master# 0746 This is one of those deals that's too good to be true. Brand new, in the box, Channel Master block converters. They used to be quite popular back in the early days of cable television, before there were a lot of cable-ready TVs. Somewhere in the world we know there is still a demand for them--especially at this price. Designed to convert television VHF channels 2 through 13 and A through W to UHF channels 36 through 76. The box alone, is a great project box. The 10 ft. AC power cord, the interior components, F connectors and AC receptacles are well worth the price. CAT# CM-0746 \$2.00 each • 10 pieces for \$18.50

6VDC, 4PDT KH STYLE RELAY


SPECIAL PURCHASE!!

Omron # MYQ4-02-VH-6VDC
6 Vdc, 37.5 ohm coil. PC pins. 4PDT,
5 amp contacts. 1.07" X 0.82" X 1.41" high.
CAT # 4PRLY-6PC \$2.50 ea • 10 for \$20.00



REDUCED PRICE! 4 (USED) AA RECHARGEABLE BATTERIES

Battery pack with 4 AA nickel-cad batteries in series to make a 4.8 volt pack. Batteries have solder tabs and can be separated and reconfigured.



CAT# NCB-41AAU SPECIAL! \$2.00 per pack

VIDEO/RF MODULATOR

Originally made for use with the Commodore computer, these good quality video modulators were probably designed for 9 Vdc use, but they operate well on 6-12 Vdc. They accept color video and audio, and a selector switch is provided for output to channel 3 or 4. Easy to hook-up. Requires a 6-12 Vdc power supply or wall transformer and a connector to interface with your audio/video source. RCA jack output. Hook-up instructions included. 3" X 1.47" X 0.75". CAT# AVMOD-3 \$5.00 each



TOLL FREE ORDER LINES 1-800-826-5432


CHARGE ORDERS to Visa, MasterCard or Discover

TERMS: Minimum order \$10.00. Shipping and handling for the 48 continental U.S.A. \$4.00 per order. All others including AK, HI, PR or Canada must pay full shipping. All orders delivered in CALIFORNIA must include state sales tax (7.25%, 7.5%, 7.75%, 8.25%, 8.5%). Quantities Limited. NO C.O.D. Prices subject to change w/out notice.

Call or Write For Our FREE 64 Page Catalog (Outside The U.S.A. Send \$2.00 Postage) ALL ELECTRONICS CORP. P.O. Box 567 • Van Nuys, CA • 91408

CIRCLE 194 ON READER SERVICE CARD

RF POWER TRANSISTORS AND TUBES



PARTIAL LISTING OF POWER TUBES AND TRANSISTORS IN STOCK

TRANSISTORS		TRANSISTORS		TRANSISTORS		TRANSISTORS	
ECG340	\$3.95	MRF555	\$3.50	2SC2028	\$2.90	M57788M	\$104.85
MGF1302	9.95	MRF559	2.25	2SC2029	3.50	M57796MA	34.95
MGF1402	21.70	MRF629	4.25	2SC2053	1.20	M67705M	47.90
MRF134	18.00	MRF630	4.75	2SC2075	1.45	M67715	59.95
MRF136	21.00	MRF641	19.95	2SC2094	15.95	M67728	128.80
MRF137	24.00	MRF644	23.00	2SC2097MP	61.90	M67742	109.85
MRF140	69.00	MRF646	24.75	2SC2166C	1.75	M67748M	39.90
MRF141	84.50	MRF648	29.95	2SC2221	8.25	M67749M	44.40
MRF141G	190.00	MRF843	35.00	2SC2237	9.30	MHW SERIES	CALL
MRF150	67.50	MRF846	36.00	2SC2289	11.95	SC SERIES	CALL
MRF150MP	148.75	MRF847	39.70	2SC2290	15.95	PF0011	69.95
MRF151G	168.50	MRF901	1.50	2SC2290MP	37.95	WIDEBAND HYBRIDS	
MRF175GU	155.00	MRF966	4.75	2SC2312C	5.60	MWA110	\$ 6.95
MRF221	12.00	MRF966	4.75	2SC2395	25.95	MWA120	7.10
MRF224	17.75	SRF2072	13.75	2SC2509	10.85	MWA130	7.25
MRF237	4.40	SRF3662MP	56.50	2SC2630	24.95	MWA230	7.40
MRF238	14.95	SRF3749	CALL	2SC2640	21.90	RECEIVING TUBES	
MRF239	15.95	SRF3795MP	39.00	2SC2782	34.75	6CA7/EL34	CALL
MRF240, A	16.50	2N3553	2.85	2SC2783	54.85	6CB6	\$6.95
MRF245	32.00	2N3771	3.35	2SC2879MP	44.95	6CL6	9.75
MRF247	26.95	2N3866	1.25	2SC2904	34.95	6GK6	13.95
MRF260	11.50	2N4048	13.95	2SC2905	39.50	6HF5 ECG	CALL
MRF262	12.75	2N4427	1.25	2SC3101	8.95	6JB6 & 6JG6	CALL
MRF264	13.45	2N5109	1.75	J310	1.50	6JH8	12.95
MRF317	63.95	2N5179	1.25	MB8719	6.35	6JE6 & 6JS6C	CALL
MRF327	62.00	2N5589	13.00	TA7205AP	2.25	6KD6 & 6LF6	CALL
MRF329	69.90	2N5591	14.50	TA7222AP	3.00	6KV6 & 6LB6	CALL
MRF338	53.95	2N5945	10.00	OUTPUT MODULES		6LR6 & 6LX6	CALL
MRF392	107.70	2N5946	15.00	SAU4	\$46.70	12BY7A	11.75
MRF421	22.95	2N6080	9.75	SAV6	39.95	12JB6 GE	19.95
MRF422	38.00	2N6081	11.35	SAV7	36.95	POWER & SPECIAL	
MRF522MP KEN	92.50	2N6082	14.35	SAV12	19.95	572B	\$49.95
MRF433	12.20	2N6083	14.35	SAV17	69.70	Match Pr.	114.95
MRF433MP	32.00	2N6084	14.35	SAV17	69.70	807 PL	10.95
MRF450	13.50	2N6084	14.35	M57710A	49.90	810 PL	99.50
MRF454	14.50	2SA1012	1.30	M57714	54.50	811A PL	13.95
MRF455	10.95	2S8754	2.50	M57719N	54.95	Match Pr.	34.90
MRF455A	11.95	2SC741	5.90	M57726	74.95	Match Set/3	52.35
MRF458	17.95	2SC1306	CALL	M57727	69.95	811A RCA	CALL
MRF475	9.25	2SC1307	CALL	M57729	79.95	812A	22.95
MRF476	5.00	2SC1419	3.95	M57732L	32.95	813 PL	37.95
MRF477	11.95	2SC1729	17.95	M57735	69.95	833A PL	84.95
MRF485	CALL	2SC1945	6.65	M57737	49.95	833C PL	89.95
MRF492	15.95	2SC1946A	19.95	M57739C	53.25	866A S.S.	19.95
MRF497	18.75	2SC1947	6.75	M57745	89.95	866A M.V.	29.95
MRF515	2.90	2SC1955	9.00	M57746	79.95	872A S.S.	29.95
		2SC1969	2.65	M57762	79.95	5894	73.95
		2SC1970	2.45	M57785M	62.95		
		2SC1971	4.80	M57787	56.95		

Mfr: EI = Eimac, PL = Penta Labs Note: (#) = Industrial Boxed Eimac/Amperex Limited Warranty: 12 month / 3,000 hours on Penta & Eimac transmitting tubes

Price & availability subject to change without notice • Quantity Pricing Available

SHIPPING METHOD & CHARGES:

BEST WAY: UPS. ORDERS RECEIVED BEFORE 4 p.m. PST (7 p.m. EST) SHIPPED SAME DAY BY UPS.
Federal Express / Airborne / DHL / USPS are also available.
GROUND SERVICE: 3-7 working days (max.) depending on destination. \$4.50 minimum. Add \$5.00 per pound above 2 pounds.
3-DAY SELECT GROUND SERVICE: UPS ORANGE, \$5.50 minimum. Add \$.75 per pound above 2 lbs.
2-DAY AIR SERVICE: UPS BLUE, \$7.00 minimum. Add \$1.00 per pound above 2 pounds. Federal Express also available at same charge.
NEXT DAY DELIVERY: UPS RED, \$15.50 minimum. Ask for shipping charges above 1 lb. For Saturday delivery add \$10.00
CANADA: \$5.50 minimum shipping/handling charge up to 1 lb. for postal. UPS available, call for charges.
CALIFORNIA: Residents add appropriate sales tax.

PAYMENT METHOD:

PREPAID with check or money order. Personal checks must have reprinted address and are limited to \$40.00. Checks returned for insufficient funds will be subject to a \$20.00 charge. Any overpayment will be returned.
VISA/MASTERCARD accepted.
C.O.D.: Add \$4.50 UPS charge. Cash, Cashiers Check, Money Order, or Pre-approved Company Check only.
No C.O.D. to Alaska / Hawaii / Puerto Rico / Canada.
FOREIGN: Bank check drawn on U.S. Bank, or VISA / M.C.
WIRE TRANSFER: Contact us for account information.
OPEN ACCOUNT: Net 30 to firms whose credit has been pre-approved.
FOREIGN: Insurance/Registration is often available. Advise if desired.
SMALL PACKET: Ideal Air shipment for small orders of parts. \$10.00 up to 8 oz.; 4 lb. max. 8"x8"x8" box.
AIR PARCEL POST/FED EX/DHL/UPS is available.



Monday - Friday 7:00 a.m. - 5 p.m. PST / 10:00 a.m. - 8 p.m. EST
• EXPORT • O.E.M. • SERVICE • R&D • AMATEUR • MARINE



ORDERS ONLY	1-800-RF-PARTS 1-800-737-2787	NO TECHNICAL
MAIN ORDER LINE	619-744-0700	INFORMATION
CUSTOMER SERV. OR WARRANTY (10 a.m. - 4 p.m. only)	619-744-0750	TECHNICAL & APPLICATIONS
FAX	619-744-1943	FAX



RF PARTS
435 SOUTH PACIFIC STREET
SAN MARCOS, CA 92069

make the path, we made a good solid contact. There's no way I'll ever forget that moment. That was my seventh state on the band!

Work DX. Get good at contests. Collect certificates. Get on OSCAR. Do packet, RTTY, and SSTV. Do it all. You'll never regret a minute of it. Looking back on 56 years of hamming, I don't. Perhaps this is why I'm so strident about our coming to grips with change. Why I feel that we need to keep amateur radio in step with the times and not try to keep it a monument to a long-gone past.

Why Democracy has Failed

Yes, I know, if I say white, you automatically say black, so you're going to try and say that democracy has not failed in America. And I say "baloney." I shouldn't have to remind you that the foundation of democracy is an informed electorate. Well, I hope you're not going to try and convince me that a country where less than half the people are interested enough to vote, and most of those who do vote on the basis of sound bites and political commercials on TV, is what our floundering forefathers had in mind when they set up this mess?

They thought they'd set up a citizen's legislature, not a new class of professional politicians whose dominat-

ing goal in life is to get as much money as possible from special interests so they can be endlessly re-elected.

The sorry fact is that there are so many complex problems today that it is completely impractical for the average person to find out what's actually going on. When I signed on as a member of the New Hampshire Economic Development Commission almost two years ago I knew I had a lot of work to do. Well, I dropped just about everything else and went to work. I read every book I could find on education, welfare, taxes, business growth, the international situation, creating jobs, health care, racial problems, crime, our prison system, stopping drugs, and so on. I attended endless committee meetings, have heard testimony from experts on a wide range of problems, and have attended a ton of conferences on exporting, defense conversion, job creation and so on.

Few people have the time and patience to do that kind of research. Yet, without it, how can any of us make informed decisions when it's voting time? How can we write to our representatives to give them our guidance if we don't know what we're talking about? We hear half and quarter truths from most of our politicians. We're at the mercy of political action committees and lobbyists with millions of dollars to

invest in bribing Congress and our state legislatures. It's been well documented that we're getting left-wing bias from our media. So we sit here watching one exposé after another of corruption in savings and loans, banking, housing, defense contracts, health care ripoffs, government land scandals, farm and tobacco subsidies, and endless Congressional pork projects.

To listen to the liberals in Congress, there's no way to cut back on "entitlements." Yet, if they don't, the deficit is going to keep right on growing. Then there's the conservatives who want to set up a virtual dictatorship and control our every move. Phooey.

I Have a Solution!

Yes, I believe democracy is still possible! The electorate can still be informed, and without having to spend two lousy years trying to understand what the hell is going on with the endless messes Washington has created. Well, we're the guilty ones. We're the dummies who elected those crooks. We've let those bozos bamboozle us with emotional TV spots into giving them our checkbooks with all the checks pre-signed. We even elected Charmin' Billy from Arkansas.

So what's the out? Well, one way is to let fools like me do most of the work, digesting the mountains of conflicting

trivia and giving you the results in brief readable form. A digest. And that's what I've been doing with my reports, which are sent to the New Hampshire Economic Development Commission, the Governor, and the Legislature. Each one is 16 digest-size pages long. Reading time is about 15 minutes. I'll be putting 'em on tape for people to listen to in their cars. Each report takes about 20 minutes to read out loud. I put 'em out twice a month.

You can let me do the homework . . . read the books, attend conferences and hearings . . . and tell you (a) what I've found out and (b) offer some creative solutions to the major problems facing us all.

All this can be yours for only \$20 for 20 issues. A steal. Send me a \$20 bill, a check, or your credit card information and I'll get you a bunch of my *Updates*. They'll give you plenty to talk about on the air, that's for sure. And, if you're even remotely inclined to make money, there's a wealth of entrepreneurial ideas in 'em. Send your \$20 to Updates, WGI, Peterborough NH 03458-1107. Or fax your credit card info to 603-924-8613.

You'll be able to drive your family and friends crazy by knowing more about just about everything than they do . . . and by coming up with brilliant solutions to the problems. 73

2-1000 MHz In One Sweep!

AVCOM's New PSA-65A Portable Spectrum Analyzer

The newest in the line of rugged spectrum analyzers from AVCOM offers amazing performance for only \$2,855.

AVCOM's new PSA-65A is the first low cost general purpose portable spectrum analyzer that's loaded with features. It's small, accurate, battery operated, has a wide frequency coverage - a must for every technician's bench. Great for field use too.

The PSA-65A covers frequencies thru 1000 MHz in one sweep with a sensitivity greater than -90 dBm at narrow spans. The PSA-65A is ideally suited for 2-way radio, cellular, cable, LAN, surveillance, educational, production and R&D work. Options include frequency extenders to enable the PSA-65A to be used at SATCOM and higher frequencies, audio demod for monitoring, log periodic antennas, carrying case (AVSAC), and more.

For more information, write, FAX or phone.

SWEEP RATE controls the speed of the sweep across the CRT.

VERT is used to position the display on the screen.

SCALE selects an amplitude sensitivity of either 10 dB/DIV or 2 dB/DIV.

CENTER FREQUENCY 4 digit LCD display.

TUNING adjusts the center frequency of the analyzer so that signals of interest appear at the center of the display and their frequency is read out on the LCD.

REFERENCE LEVEL adjusts input attenuator and IF gain. Calibrations in dBm and dBmV are provided.

ZERO SPAN instantly places analyzer in zero span mode and activates audio demodulator for convenient monitoring.

SPAN controls the width of the spectrum being displayed and automatically selects optimum resolution filter.

RF INPUT accepts signals to be observed from less than 2 MHz to greater than 1000 MHz.

VAR SPAN reduces the width of the spectrum being displayed for closer signal examination and enhanced amplitude accuracy.

AUXILIARY supports present and future optional accessories for the PSA-65A.

AUDIO DEMOD activates audio demod board and sets audio level.

AUDIO OUT drives low impedance earphone or speaker. Internal speaker provided with optional demod.

BAT CHG switch recharges PSA-65A to 80% capacity in approx. 6 hours.

POWER switch has 3 positions: Battery Operation, Standby and AC Line Operation. Ext. DC Power switch on rear panel for 12 volt operation.

Portable, attractively styled package and ergonometically engineered front panel.

Large bright screen for outdoor and indoor use.

AVCOM

BRINGING HIGH TECHNOLOGY DOWN TO EARTH

500 SOUTHLAKE BOULEVARD
RICHMOND, VIRGINIA 23236
804-794-2500 FAX: 804-794-8284

BARTER 'N' BUY

Number 27 on your Feedback card

Turn your old ham and computer gear into cash now. Sure, you can wait for a hamfest to try and dump it, but you know you'll get a far more realistic price if you have it out where 100,000 active ham potential buyers can see it than the few hundred local hams who come by a flea market table. Check your attic, garage, cellar and closet shelves and get cash for your ham and computer gear before it's too old to sell. You know you're not going to use it again, so why leave it for your widow to throw out? That stuff isn't getting any younger!

The 73 Flea Market, Barter 'n' Buy, costs you peanuts (almost)—comes to 35 cents a word for individual (noncommercial) ads and \$1.00 a word for commercial ads. Don't plan on telling a long story. Use abbreviations, cram it in. But be honest. There are plenty of hams who love to fix things, so if it doesn't work, say so.

Make your list, count the words, including your call, address and phone number. Include a check or your credit card number and expiration. If you're placing a commercial ad, include an additional phone number, separate from your ad.

This is a monthly magazine, not a daily newspaper, so figure a couple months before the action starts; then be prepared. If you get too many calls, you priced it low. If you don't get many calls, too high.

So get busy. Blow the dust off, check everything out, make sure it still works right and maybe you can help make a ham sure it still works right and maybe you can help make a ham newcomer or retired old timer happy with that rig you're not using now. Or you might get busy on your computer and put together a list of small gear/parts to send to those interested?

Send your ads and payment to the Barter 'n' Buy, Judy Walker, 70 Rt. 202N, Peterborough NH 03458 and get set for the phone calls.

The deadline for the October classified ad section is August 12, 1993.

ALL ABOUT CRYSTAL SETS. Theory and construction of crystal set radios. \$7.95 each, ppd USA. Send to: **ALLABOUT BOOKS**, Dept. S, P.O. Box 22366, San Diego, CA 92192. BNB200

SUPERFAST MORSE CODE SUPEREASY. Subliminal cassette. \$12. LEARN MORSE CODE IN 1 HOUR. Amazing supereasy technique. \$12. Both \$20. Moneyback guarantee. Free catalog: **SASE**. **BAHR-T5**, 150 Greenfield, Bloomingdale IL 60108. BNB221

QSL CARDBOXES & INDEX DIVIDERS. Send SASE. **7-Mike HAM-STUFF**, P.O. Box 14455, Scottsdale AZ 85267-4455. BNB224

ALINCO DJ-580 OWNERS: Improve UHF reception with varactor track tuning and extend your receive to about 508MHz. Up to 20dB sensitivity and image rejection improvement at band edges. Instructions, \$25.00; Instructions and surface mount parts, \$45.00. **N2QMG**, PO Box 843, Marlton NJ 08053. (609)988-1093 5-9 PM. ET. BNB230

FINALLY HEAR THOSE UNREADABLE SIGNALS buried in QRM, electrical noise, white noise, heterodynes, ignition noise, etc. **REVOLUTIONARY Digital Signal Processing** by JPS Communications. **NIR-10: SPECIAL: \$329.95 DELIVERED** continental U.S.! (elsewhere \$350). Also, **NF-60 DSP Notch Filter ELIMINATES MULTIPLE NOISE TONES**, \$139.50 delivered! see 3/92 "73 Mag". **DON'T SETTLE FOR JPS CLONES!** Authorized Dealer: **DAVIS RF CO.** POB 230-SR, Carlisle MA 01741. **24-HOUR ORDERS:** (800)484-4002, CODE 1356. FAX: (508)369-1738. BNB254

QSLs-1) Famous K0AAB custom with background collection. **2)** Railroad employees and railfan's specials. **3)** Front report styles. **4)** Multiple call signs. **5)** Ham business cards. State your sample wants. 52 cent self-addressed

business size envelope required for free samples and catalog. **MAHRE & SONS PRINT SHOP**, 2095 Prosperity Avenue, Maplewood MN 55109-3621. BNB290

COMMODORE 64 REPAIR. Fast turn around. **SOUTHERN TECHNOLOGIES AMATEUR RADIO**, 10715 SW 190th Street #9, Miami FL 33157. (305)238-3327. BNB295

RADIO RUBBER STAMPS free brochure. **REID ASSOCIATES**, 6680 Mellow Wood, West Bloomfield MI 48322. BNB297

WANTED ELECTRON TUBES, ICS, SEMICONDUCTORS. **ASTRAL P.O.** Box 707ST, Linden NJ 07036. Call (800)666-8467. BNB307

KENWOOD AUTHORIZED REPAIR. Also ICOM, Yaesu. **GROTON ELECTRONICS**, Box 379, Groton MA 01450. (800)869-1818. BNB310

THE RADIO CRAFTSMAN, newsletter for those who want to build their own equipment. Send large SASE for sample issue, information. **AAOMS**, Box 3682, Lawrence KS 66046. BNB325

RCI-2950 OWNERS: New modification manual including Power increase. Clarifier modification. Modulation increase. Operating hints, and more. Parts included. Only \$20.00 ppd in U.S. (Missouri residents add \$1.15 tax). **SCOTT**, P.O. Box 510408, St., Louis MO 63151-0408. (314)846-0252. Money Orders or C.O.D. BNB340

CONNECTICUT'S FAVORITE HAM STORE. **ROGUS ELECTRONICS**, 250 Meriden-Waterbury Turnpike, Southington CT 06489. (203)621-2252. BNB355

SWAN ASTRO 102BX, 160-10 Meter, power supply, antenna tuner, Heathkit electronic keyer; Misc Ham publications including *Radio Fun*, *QST*, and 73 1980-present, some complete. Great beginner package. \$350 takes all. (216)587-1308 after 2 pm EST. BNB360

Continued on page 81

TOLL FREE 1-800-666-0908 PRICING AND ORDERS ONLY

KENWOOD



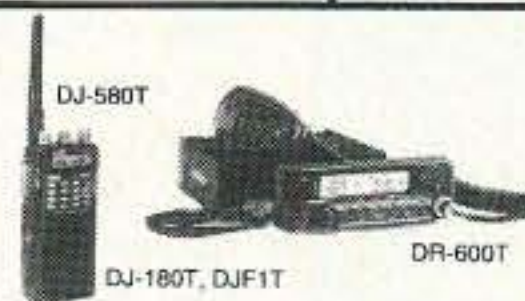
CALL FOR ALL KENWOOD

YAESU



CALL FOR ALL YAESU RADIOS & ACCESSORIES

ALINCO



CALL FOR ALL ALINCO

ICOM



CALL FOR ALL ICOM

STANDARD



CALL FOR ALL STANDARD

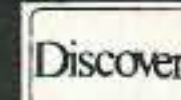
AEA • ASTRON • AZDEN • COMET • CUSHCRAFT • DIAMOND • KANTRONICS
MFJ • SANGEAN • SONY SHORTWAVE • DRAKE • MANY MORE...

NEW EQUIPMENT PRICING AND ORDERS 1-800-666-0908 OUT OF STATE
TECHNICAL, USED GEAR, INFO 203-666-6227 24HR. FAX 203-667-3561

LENTINI COMMUNICATIONS INC.

21 GARFIELD STREET, NEWINGTON, CT 06111

Hours: M-F 10-6,
SAT. 10-4




C.O.D.s
OK

Same Day
Shipping

CIRCLE 234 ON READER SERVICE CARD

Link Communications RLC-II Repeater and Linking Controller



RLC-II Features:

- (1) Full Featured Repeater port
- (2) Linking Full-Duplex ports
 - Linking ports capable of operating as stand alone repeater ports
 - Separate ID's, Time-Out Timers, Hang timers, and Courtesy Beeps
- (4) Analog Lines Programmable for Temperature and Voltage Readings
- (4) Input Lines for Contact closure Readings
- (8) Output Lines for control of external peripherals
- Clean and Understandable Voice Synthesizer with 400+ words
- All Ports have both COR and PL inputs allowing off site access changes
- DTMF Access from ALL Ports
- 2400 Baud Serial Port allows remote programming of the RLC-II
- Optional Full Duplex Autopatch with 200 Number Dialer Only \$199.95 plus s&h
- Optional 19" Steel Rack Mountable Enclosure Only \$100.00 plus s&h
- (20) Time Scheduler Slots with Hourly, Daily and Weekly Events Voice Time of Day Clock
- Complete Remote Programming using DTMF Tones
- Multiple Password Priority Assignable to each command
- All Commands can be renamed from 1 to 6 digits in length
- Independent DTMF mute function can be assigned to all ports
- Doug Hall RBI-1 Remote Base control of Kenwood Radio support

ONLY \$599.95 plus s&h

Link Communications
P.O. Box 1071
Bozeman, MT 59771-1071
(406)587-4085



CIRCLE 47 ON READER SERVICE CARD

NEW PRODUCTS

Number 28 on your Feedback card

Compiled by Charles Warrington WA1RZW




NEMAL ELECTRONICS INTERNATIONAL

Nemal Electronics International has introduced a new line of composite RF/control cables for use in two-way communications, and especially for amateur radio applications. The "HAM-CABLE" is constructed of a coaxial cable and an eight-conductor rotor cable with an overlay weather-resistant jacket. Available versions include RG8, RG8X, and RG213 for coaxial members with either standard 8C1822 or heavy-duty 8C1620 for rotor control. Part number HC100 consists of RG8 low-loss foam, together with 8C1822 and a black jacket. Other constructions and other colors are available by special order. For additional information, please contact *Nemal Electronics International, Inc.*, 12240 N.E. 14th Ave., North Miami FL 33161; (305) 899-0900, Fax: (305) 895-8178. Or circle Reader Service No. 203.

MIDLAND LAND MOBILE RADIO

Digital hams will be interested in this new, built-in two-way radio modem. Midland LMR has introduced an internal modem for its Syn-Tech XTR two-way mobile radios and desktop base stations that provides a built-in data interface. With the internal modem a wide variety of data sources, such as GPS receivers and other vehicle location systems, vehicle sensors, mobile data terminals and PCs, can be plugged directly into the radio.

This integrated radio/modem design optimizes data communications performance and reliability, simplifies installation and saves space; no extra boxes are needed. The modem is capable of data rates up to 9600 BPS, with forward error correction, and supports RS-232 or TTL interfaces. For more information, contact *Midland LMR*,



Marketing Department, 1690 N. Topping, Kansas City MO 64120, or call 1-800/MIDLAND, Ext. 1690. Or circle Reader Service No. 204.



ELECTRON PROCESSING

Hams needing a simple repeater interface that is easy to install and operate can now select a special ruggedized version from Electron Processing, Inc. This unit is right for use where either the RF or mechanical environment demand more than a standard enclosure.

The new BRI-2-ALB is housed in a strong cast-aluminum box that is only 2.5" x 4.5" x 1" in size. This new model contains all the features of EP's BRI-2, including a super-sensitive VOX, and both hang and timeout timers. In addition, a rugged transmitter keying relay is included which will handle up to 10 amperes of keying current at 230 VAC or 30 VDC! A passive audio matching circuit assures clean transmitted audio.

The BRI-2-ALB is priced at \$70, plus \$5 S & H. For further information, contact *Electron Processing, Inc.*, P.O. Box 68, Cedar MI 49621; (616) 228-7020. Or circle Reader Service No. 206.


THE TOOL RESOURCE

The Tool Resource has introduced a new No-Clean Wire Solder. The Alpha Telecore Plus No-Clean Wire Solder was developed to meet the highest demands that exist in electronic hand soldering. It leaves only a minuscule amount of optically clear inert flux residue. The development of this product is a result of the shift away from ozone-depleting chemicals that are used in electronics for batch or spot cleaning.

Telecore is a core solder that contains a Water White gum rosin base with an efficient activator system that promotes rapid solder wetting of board pads, component leads and terminations. Although this solder is designed not to need cleaning, it can be cleaned if necessary. For more information



contact *The Tool Resource*, P.O. Box 1106, W. Dundee IL 60118, telephone and Fax: (708) 468-0849. Or circle Reader Service No. 202.



ZERO SURGE

Here is a new patented surge protector that never contaminates ground. The Model ZS1800 surge protector from Zero Surge provides fast suppression of power-line surges to protect microprocessor-based computers, networks, and peripherals. Rated at 15 amps, it eliminates spikes and surges without relying on commonly used MOVs (metal oxide varistors). As a result, this surge protector not only eliminates surges on the 120 volt hot wire but also keeps the power-line ground circuit clean, eliminating diverted surges which MOVs routinely dump onto the ground line.

Experts report that ground-line surges, especially in UNIX and network installations, can cause many

mysterious problems, such as blown peripherals, keyboard lock-up, and lost or corrupted files. Zero Surge products never dump surges to ground, thus eliminating most of these problems before they can ever occur.

Unlike most other products, the ZS1800 reacts to surges and spikes instantly, diverting the surge to a capacitor bank which stores the unwanted energy. The unit gradually bleeds it back to neutral without damaging surge-energy pulses.

The suggested retail price is \$199.95, and this product carries a 10-year warranty. For more information contact *Zero Surge, Inc.*, 215 Glenridge Ave., Montclair NJ 07042; (201) 744-1760, Fax: (201) 744-1804. Or circle Reader Service No. 205.



HARLAN TECHNOLOGIES

Now, a new inexpensive method of copying slow-scan TV from Harlan Technologies uses software and a Sound Blaster compatible sound card with a PC. Slow Scan II will work with the Sound Blaster, Sound Blaster Pro, SB16, Pro Audio Spectrum 16, Fusion

16, and other Sound Blaster compatible sound cards. The program will copy Robot 8, 12, 24, and 36 second black and white, Robot 36 and 72 second color, and Scotty versions 1 and 2. All color modes display in black and white.

Slow Scan II will also re-transmit pictures that were received and can save them either as .VOC files or in the .PCX format. System requirements include a PC with a hard drive, a VGA monitor capable of 640 X 480 / 256 colors, and a Sound Blaster compatible card.

The price is \$40 plus \$5 S & H. (Illinois residents add \$2.50 tax.) For more information or to order contact *Harlan Technologies*, 5931 Alma Dr., Rockford IL 61108; (815) 398-2683. Or circle Reader Service No. 201.

BARTER 'N' BUY

Continued from page 79

KIT BUILDERS! Complete list of 100+ kit vendors. SASE + \$3.00 USD to: **RUDY RUTENBERG**, 38045 10th St. E. #H75, Palmdale CA 93550. BNB365

OFFERED PEANUTS FOR YOUR TRADE-IN RIG? I pay cash! **RADIO RECYCLERS**, 7730 W. National Avenue, West Allis WI 53214. (414)771-7121. BNB400

WANTED: Schematic Siltronix model 1011-C, copy OK, reasonable fee. (704)333-9363 EST. BNB425

BROWNIES QSL CARDS SINCE 1939. Catalog & samples \$1 (refundable with order). 3035 Lehigh Street, Allentown PA 18103. BNB430

QRP KITS IN CANADA! CW Transceiver kits for most bands, superior quality, full warranty. Exciting new products! Send Large SASE for catalog. "CQ RADIO KITS", Box 1546, Bradford, Ontario. L3Z-2B8 CANADA. (416)775-9119. BNB433

QSL CARDS- Look good with top quality printing. Choose standard designs or fully customized cards. Request free brochure, samples (stamps appreciated) from: **CHESTER QSLs**, 310 Commercial, Dept. A, Emporia KS 66801. FAX (316)342-4705. BNB434

HR2510, HR2600 Lincoln owners: Amazing new speech compressor circuit uses your "mike gain" switch as controller! Super loud & clear, natural sound. No gimmicks. Send SASE for details to: **J & D CREATIONS**, Dept. 73, PO Box 60228, Santa Barbara CA 93160. BNB440

MINT ANTIQUE TEST EQUIPMENT, precision signal generator (marking) E200-C; Jackson oscillator 640; Mallory resistor and capacitor tester CRT-1. Best offers. **DON BOGGE**, 2050 170 St., Independence IA 50644. (319)334-3208. BNB470

QSL SAMPLES send \$1 (refundable). Bud Smith, Box 1948, Blaine WA 98231. BNB475

TEN-TEC ARGONAUT 509 WANTED. Also modification information. WA1JBO/5, 911-A Buena Vista, Gallup NM 87301. BNB490

PROTOTYPE SERVICE FOR HOBBYISTS & ENGINEERS. Single quantity ss PCB's. \$10 minimum. No setup fee. We also scan magazine artwork. Get out your back issues! **FIRST PROTO**, (407)392-8677. BNB510

CRYSTALS: High quality for your VHF/UHF and SHF transverter projects. SASE. WA3IAC, 7148 Montague St., Philadelphia PA 19135. BNB515

PASS THE NO CODE TEST. "Easy Method." Send \$4 and SASE to **L.W. SERVICE**, P.O. Box 91, Hillside NJ 07205-2702. BNB535

DACRON ROPE, WHY RISK ANTENNA SUPPORT FAILURES?? Mil Type, black, strong, high UV/stretch resistant, 3/32": \$.06/ft., 3/16" (770 lb. test): \$.11/ft., 5/16": \$.16/ft. **DAVIS RF CO.**, POB 230-SR, Carlisle MA 01741. 24 hour orders: (800)484-4002, CODE 1356. FAX (508)369-1738. BNB557

FINALLY AVAILABLE! A rugged, reliable, reasonably priced handheld carrying case, \$18.95. Lifetime Warranty. **THE CASE** (800)276-6179. BNB580

LEARN MORSE CODE THE EASY WAY. I can send you a short article that describes a simple way to memorize the entire alphabet in about 1/2 hour! Send \$5 + SASE to: **FMZ**, 7218 Kelley Drive, Stockton CA 95207. BNB590

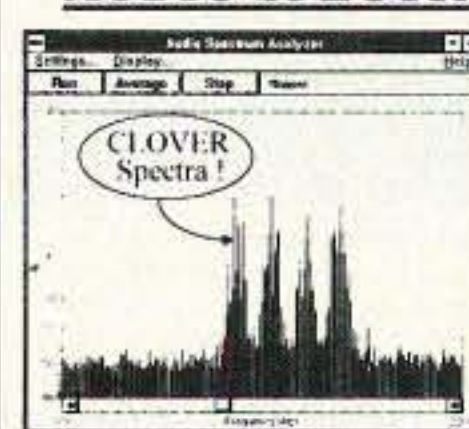
Amateur Radio Language Guide

- Hundreds of phrases, especially for the ham radio operator
 - Vol. 1 - French, Spanish, German, Japanese, Polish
 - Vol. 2 - Swedish, Italian, Portuguese, Croatian, Norwegian
 - Vol. 3 - Russian, Danish, Czech, Korean, Hawaiian
 - Vol. 4 - Chinese, Dutch, Finnish, Romanian, Vietnamese
 - Vol. 5 - Hungarian, Arabic, Phillipino, Turkish, Indonesian
- Send \$10. per volume U.S., \$12 outside U.S. to:
ROSE, P.O. Box 796, Mundelein, IL 60060-0796

Speak To The World

CIRCLE 134 ON READER SERVICE CARD

AUDIO SPECTRUM ANALYZER



Examine frequency characteristics of audio signals in near real-time

System Requirements
PC System running Windows 3.1
Sound Card (i.e. Sound Blaster)

\$39 - Software only
\$119 - with Sound Card

Pioneer Hill Software
24460 Mason Rd.
Poulsbo, WA 98370
(206) 697-3472

CIRCLE 311 ON READER SERVICE CARD

SELL YOUR PRODUCT IN 73 MAGAZINE CALL DAN HARPER 800-274-7373

GET ON PACKET RADIO... FAST and EASY... With the "PC Packet Station"

By PKT Electronics, Inc.

More than just a TNC, the "PC Packet Station" is a *complete packet radio station* for the IBM PC including:

-> **VHF Radio Transceiver by Motorola** <-

<-> **1200 baud modem** <-> **TNC Software** <->

You just plug the PC Packet Station into a half slot in your PC, plug in your VHF antenna into the card, load the software and you're on packet, it's just that easy!

PC PACKET STATION FEATURES: * Fast, easy installation * Selectable, Com 1 through Com 4 with selectable interrupts * Built in the USA * The Radio is totally shielded from the computer * Have a custom application or a commercial use? Call us about Motorola radio modules, Motorola Telemetry Radios and Motorola Telemetry Modems. Dealer inquiries welcome.

PKT Electronics, Inc. 2668 Haverstraw Ave. Dayton, Ohio 45414 Voice and Fax 1-513-454-0242

CIRCLE 394 ON READER SERVICE CARD

Texas BugCatcher

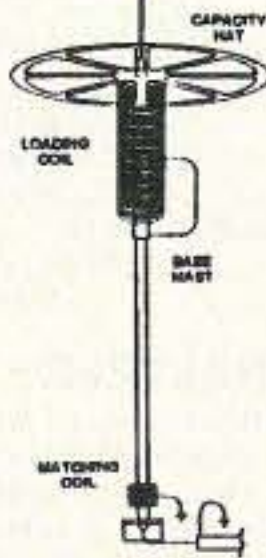
"The SERIOUS HF Mobile Antenna"

Unmatched in Quality
Unmatched in Performance

CALL OR WRITE FOR
FREE BROCHURE
GLA SYSTEMS
P.O. Box 425
Caddo Mills, Texas 75135
903-527-4163

We can supply everything you need for that BIG mobile signal you have always wanted!
The Texas BugCatcher can be custom designed to fit YOUR particular vehicle.
Are you ready to own the BEST???

HENRY ALLEN WB5TYD ---- TINA ALLEN



FOLD-AWAY ANTENNA MOUNT



FOLDS TO ALLOW DOORS TO OPEN FOR MINI VANS AND UTILITY VEHICLES
BOLTS TO TRAILER HITCH OR FLAT PLATE
SUPPORTS LARGE HF MOBILE ANTENNAS
NON FOLD OVER MODEL ALSO AVAILABLE

CIRCLE 124 ON READER SERVICE CARD



ICOM

Listen to
"Let's Talk Radio"
7 nights a week
6pm to 12 pm on
Spacenet-3,
Transponder-21,
Audio 6.2

VHF COMMUNICATIONS

**9:00 am - 5:30 pm
weekdays**

**Weekends and evenings
by appointment.**

453 Buffalo Street
Jamestown, New York 14701

Western New York's finest amateur radio dealer.
PH. (716) 664-6345
(800) 752-8813 for orders only

CIRCLE 14 ON READER SERVICE CARD

Silent Solar Power



The \$349.00 Bullet-Tested QRV Solar Power Supply keeps your repeater on the air 'round the clock or powers your 100w HF station 60 hrs a month. Control circuit speeds charge, protects gel cells & sealed batteries. Fully assembled. QRV, portable. Easily expanded.

Add \$10 S&H Info \$1
AntennasWest
 Box 50062 Provo UT 84605
 (801)373-8425

CIRCLE 336 ON READER SERVICE CARD

Low-Angle Radiation and a Gigahertz of Coverage on VHF/UHF!

The FLYTECRAFT™ Model CFN



- The Model CFN is the ultimate compact, rugged antenna for 50 to 1.3 Ghz use. (Transmit from 144 to 1.3 Ghz)
- Average SWR - 1.5 across transmit range.
- Amateur radio licensees operate all bands - 2M, 220, 450, 900, and 1.2 Ghz
- Novices! Ideal for operation in 220 or 1.2 Ghz band for which you have privileges.
- Low vertical angle radiation
- Large capture area
- Rated 200W
- Use indoors or out: CFN is lightweight, but tough - withstands hurricane-force winds.
- Instant assembly - ideal for permanent, portable, or Field Day!
- Attractive, strong design. Unique, futuristic appearance. 23.25" high.

Listen for them on the air!

Built with pride & sold worldwide - FLYTECRAFT™ USA

FLYTECRAFT™ Model CFN ~ \$79.95

Send Check or \$ Order to: FLYTECRAFT™ P.O. Box 3141 Simi Valley CA 93093 - Add \$5.50 s/h continental U.S.

VISA/MC PHONE ORDERS Satisfaction Guar.

800-456-1273 M-F 9A-5P (PT) 805-583-8173

CIRCLE 251 ON READER SERVICE CARD

Personal Autopatch

Make and receive telephone calls from your mobile or HT with your own personal autopatch. Connect to phone line and transceiver microphone, PTT, and speaker jacks.



NEW! Now with memory backup.



- Full duplex or simplex with courtesy beeps.
- Programmable local and long distance codes.
- Automatic CW identification.
- Microprocessor controlled timeout protection.
- Controlled by VOX or carrier detect.
- Regenerated DTMF or pulse dialing.
- Separate external remote control output.
- 1.5" Hx4.6" Wx5.05" D shielded metal cabinet.

Personal Autopatch SDP-600 \$249.95

12Volt power adapter 11.95

Shipping and handling \$5 in US, \$15 foreign.



30 day money back guarantee.
90 day warranty.



j-Com 793 Canning Pkwy - Victor, NY 14564
 (716) 924-0422 - Fax (716) 924-4555

CIRCLE 39 ON READER SERVICE CARD

UHF REPEATER

Make high quality UHF repeaters from GE Master II mobiles!

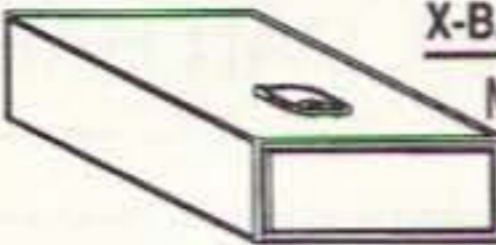
- 40 Watt Mobile-Radio \$199
- Duplexing and tuning information \$12
- Information without radio \$40

Versatel Communications

Orders 1-800-456-5548 For info, 307-266-1700
 P.O. Box 4012 • Casper, Wyoming 82604

CIRCLE 259 ON READER SERVICE CARD

X-BAND TRANSMITTER



Miniature (2 1/4 x 3 3/4 x 1") GaAs microstrip transmitter provides 10 dBm centered at 10.525 GHz.

Integrated microstrip patch antenna eliminates the need for an external antenna. Advanced matching techniques secured good temperature stability with low frequency pulling. Great for long-range testing of radar detectors, calibration of radar receiving equipment, and point-to-point communication links.

Complete Assembled System \$39.00
 Parts & Instruction Kit \$29.00

Plus \$2.00 Shipping and Handling

INNOTEK Inc.

P.O. Box 80096, Fort Wayne, IN 46898
 (219) 489-1711

Visa • MasterCard • Check • Money Order • COD
 Money-Back Guarantee

CIRCLE 283 ON READER SERVICE CARD

COMMODORE/AMIGA



REPLACEMENT CHIPS, PARTS, UPGRADES



• COMMODORE & AMIGA CHIPS •

- 2.05 ROM chip (enhanced version) \$27.95
- 2.04 ROM chip (no books or diskettes) \$29.95
- 2.1 Complete Kit with 2.05 ROM \$74.50
- 8362 Denise/8364 Paula \$14.95
- 8373 Super Denise with diagnostic disk & software \$27.50
- 8372A 1 MB Agnus with FREE chip puller, instructions, AmigaTroubleshooter & diagnostic software \$36.85
- 6570-036 keyboard chip (fixes most problems) \$11.95
- 1.3 Kickstart ROM with instructions \$21.95
- 8520A CIA (2 for \$16.50) \$9.95
- 5721 Buster (318075-02) for A2000 \$14.95
- 6510 CPU, 6526 CIA, 6581 SID, 6567 Video, PLA 906114, All 901/225-6-7-9 \$9.95 each
- 17 50 RAM Expander for C64/128 \$79.95

• ADVANCED AMIGA ANALYZER •

A complete diagnostic hardware and software analyzer for all Amigas. Gives display status of all data transmission/signals, the ability to test the integrity of any disk drive, checks all ports, buffer chips, alignment and joystick/mouse. Software automatically tells what errors are found and the chips responsible. 85% to 90% of the problems presented to service centers are found with this analyzer. Simply plug the cables into any Amiga port. This is a sophisticated diagnostic unit used by Amiga repair centers worldwide \$69.95

AMIGA 1084(S) COLOR MONITOR

Direct from Commodore

Factory refurbished/90 day warranty.

This is the best color monitor they ever made!

\$119.95

New 1084S Amiga Color Monitor
 Full Warranty \$169.95

Send SASE for complete list of Commodore surplus merchandise at fantastic savings.

THE GRAPEVINE GROUP INC.

3 Chestnut Street, Suffren, NY 10901

ORDER LINE 1-800-292-7445

CUSTOM SERVICE: 914-368-4242

914-357-2424 Hours 9-6 ET M-F Fax: 914-357-6243
 We Ship Worldwide 15% Restocking Prices Subject to Changes

CIRCLE 192 ON READER SERVICE CARD

DON'T BUY QSL CARDS UNTIL YOU SEE MY FREE SAMPLES. Also I specialize in custom cards and QSL business cards. Write or call for free samples and custom card ordering information. **LITTLE PRINT SHOP**, Box 1160, Pflugerville TX 78660. (512)990-1192. BNB595

KENWOOD TS-820S DIGITAL TRANSCEIVER with Kenwood MC60 desk microphone. \$385.00: Computer AT286/31 MHz-1 Meg Ram-DD-IDE HD with Sam Ham data base. Almost 600,000 US & Canadian hams calls-city-state-county date of birth-class of ticket and zip code. 16 Megs compressed data. \$285.00 U-Ship. George. (209)772-9221. BNB610

UNIQUE ANTENNA gives 20dB. gain on 160 to 10M., over a dipole. Complete plans, \$20 postpaid. Bob Christie, AA2KE, 215-28 Spencer Ave., Queens Village NY 11427. BNB630

DUPLEXER TUNING GUIDE. A complete booklet showing step-by-step instructions on tuning all types of duplexers. Included is theory of operation, detailed diagrams and much more. Send \$9.95 plus \$2.50 s&h to **RGM PUBLICATIONS**, 533 Main Street, Hillsboro NM 88042. For faster service using a major credit card call (505)895-5333 and order today. 30 day money back guarantee. BNB635

SATELLITE EQUIPMENT WHOLESALE Drake IRD's, start \$494.00; Toshiba IRD's, start \$494.00; IRD, LNB, FEED, ACTUATOR, \$633.00; LNB's, \$59.00; Actuators, \$59.00; VCRs Modules, \$389.00. Large inventory. **SATELLITE WAREHOUSE**, PO Box 85601, Tucson AZ 85754-5601. Orders, (800)851-6534; Fax, (602)624-1629; Info, (602)623-5748. BNB640

DX PACKET PROGRAM-extracts & saves DX spots from AK1A type DX packet cluster net w/o being connected! Requires TNC & IBM PC/AT. Controls Kenwood TS-440/940, \$15. **KK4LP**, 9606 Todd Mill, Huntsville AL 35803-1108. BNB655

QSL CARDS-Stop paying outrageous prices! We print great-looking cards at low cost. Samples \$1 (refundable with order). **AACO**, Dept. S39, 1639 Fordham Way, Mountain View CA 94040. BNB670

RIG REPAIR on DXpedition to KC4land through 3/94. Thanks for your business, looking for more on return. Skip Withrow. WBOBBE. BNB702

ROSS' \$\$\$\$ NEW SEPTEMBER SPECIALS: KENWOOD SM-230, \$890.00; TS-850S, \$1,500.00; TS-950SD, \$3,000.00; BT-6, \$23.00; TH-315A AMD SC-27, \$361.00; YAESU FTS-17, \$40.00; YSK-4700, \$30.00; FT-890AT, \$1,225.00; FT-416, \$360.00; ICOM O4AT, \$250.00; 735, \$940.00; 726, \$978.50; 575A, \$1,050.00; AMERITRON RCS4, \$122.50; AL-80A, \$960.00; AL-84, \$445.00. ALL LIMITED TIME OFFERS over 9035 ham-related items in stock for immediate shipment. Mention ad. Prices cash, F.O.B. Preston. HOURS TUESDAY-FRIDAY 9:00 TO 6:00, 9:00-2:00 P.M. MONDAYS. CLOSED SATURDAY & SUNDAY. **ROSS DISTRIBUTING COMPANY**, 78 South State, Preston ID 83263. (208)852-0830. BNB707

GIANT SOLAR PANELS \$44.00 EACH! Excellent Prices/Solar Equipment/Accessories. Free Information/Send Stamped Envelope, Catalog \$3.00. To: **QUAD ENERGY**, P.O. Box 690073, Houston TX 77269. (713)893-0313. BNB715

ELECTRON TUBES: All types and sizes. Transmitting, receiving, microwave . . . Large inventory = same day shipping. **DAILY ELECTRONICS**, 10914 NE 39th ST. Suite B-6, Vancouver, WA 98682. (800)346-6667 or (206)896-8856. BNB719

MINIATURE POLICE RADAR TRANSMITTER One mile range, \$41 assembled, \$31.00 kit, (219)489-1711. P.O. Box 80096, Fort Wayne IN 46898.

BNB725

DO YOU WANT TO EASILY GET \$30 ? Send me the name and the address of the company that built color lamps to be installed under cars. Francesco Fontana, via Salerno 11, 35142 Padova Italy.

BNB740

HAM RADIO REPAIR—Prompt service. **ROBERT HALL ELECTRONICS**, 1660 McKee Rd., Suite A, San Jose CA 95116. (408)729-8200.

BNB751

THERMOGRAPHED CARDS! Raised print QSLs at flat printing prices. Samples: Phone (817)461-6443 or write: **W5YI Group**, Box 565101, Dallas TX 75356.

BNB761

WANTED: HAM EQUIPMENT AND OTHER PROPERTY. The Radio Club of Junior High School 22 NYC, Inc. is not only the Big Apple's largest Ham club but also the nation's only full time, non-profit, IRS approved 501 (c) (3), organization working to get Ham Radio into schools around the country as a theme for teaching using our EDUCOM-Education Thru Communication-program. Send your radio to school. Your donated amateur or related property, which will be picked up or shipping arranged, means a tax deduction to the full extent of the law for you as we are an IRS 501 (c) (3) charity in our thirteenth year of service. Your help will also mean a whole new world of educational opportunity for children around the country. Radios you can write off, kids you can't. Please, write-phone-or FAX the WB2JKJ "22 Crew" today: The RC of JHS 22, P.O.B. 1052, New York NY 10002. Telephone (516)674-4072 and FAX (516)674-9600. Young people, nationwide, can get high on Ham Radio with your help. Meet us on the WB2JKJ Classroom Net: 7.238 MHz 1200-1330 UTC and 21.395 MHz 1400-2000 UTC daily.

BNB762

LICENSE PLATE HOLDERS (Chrome or Black) with message plates. Your name and call letters engraved. Designed mail box plate (12 1/2" X 4 1/4"), black. Name and number engraved. Chrome or black license plate holder \$10.50. Mail box plate \$12.50. Each order, S&H \$2.50. **N.E. MARION ENGRAVING**, R.F.D 2, Box 360, Peterborough NH 03458.

BNB770

SOLAR POWERED HAMS! The Sunswitch is a charge controller to protect your batteries from over charge. Power MOSFETs are used, no relays! Assembled tuned and tested \$39.95 plus \$2.50 shipping. **SUNLIGHT ENERGY SYSTEMS**, 2225 Mayflower NW, Massillon OH 44647.

BNB774

AMATEUR RADIO REPAIR SERVICE: Most makes and models. Kenwood Authorized Service Center. Over 30 years of Amateur Service experience. **INTERNATIONAL RADIO & COMPUTER**, 3804 South US #1, Fort Pierce FL 34982. (407)489-5609.

BNB776

R-390-A SERVICE: Module repair and alignment to complete remanufacture, new front panels, knob sets, VFO calibration, new filter capacitors, tubes, squelch modification, 20 years expert service, 2-week turnaround, very reasonable, any condition accepted. (419)726-2249.

BNB813

FREE SHAREWARE AND HAM CATALOG for IBM or COCO. Morse code Computer Interfaces \$49.95. **DYNAMIC ELECTRONICS**, Box 896, Hartselle AL 35640. (205)773-2758, FAX-773-7295.

BNB815

PAY TV AND SATELLITE DESCRAMBLING
• 1993 EDITION •

Includes programming cable box chips, hacking B-MAC, wireless cable (MMDS) descrambling, bullets, PLUS fixes and much more, ONLY \$18.95. Other **PAY TV and SATELLITE DESCRAMBLING** volumes; Volume 1 (BASICS), 1989, 1991, and 1992, \$15.95 each. Different turn-ons, bypasses, ECM's, schematics and counter ECM's in each. **THE COMPLETE WIZARD**, using the VCI data stream, \$15.95. Any 3/\$32.95 or 5/\$54.95. **SCRAMBLING NEWS** monthly, keep up with the latest in satellite and cable descrambling. Everything that's new \$32.95/yr. **OUR BEST DEAL**, (everything here) the video and much more for only \$129.95. New catalog \$1.

SCRAMBLING NEWS

1552 Hertel Ave., #123, Buffalo, NY 14216
Voice/FAX (716) 874-2088. Add \$6 for COD

CIRCLE 36 ON READER SERVICE CARD

CABLE T.V. CONVERTERS

Jerrold™, Oak, Scientific Atlantic, Zenith, & many others. "New" MTS stereo add-on: mute & volume. Ideal for 400 & 450 owners.

1-800-826-7623



B & B INC.

3584 Kennebec, Eagan MN 55122

CIRCLE 21 ON READER SERVICE CARD

Wayne is mad as hell ...and he doesn't want you to take it anymore!

Declare War!

On Our Lousy Government

Wayne Green's unique reasoning is intriguing — even delightful. Whether you are horrified by his proposals or you embrace them, it is impossible to ignore the basic lesson he presents: It is time to bring logic — not emotions — to bear on America's dilemmas. His spin on America in the 90's helps us to understand how simple the seemingly complex issues are. All it takes is looking at them from an entirely new viewpoint.

Now available in one complete volume, *Declare War!* is full of thought provoking ideas and solutions to some of the most difficult problems facing our country today.

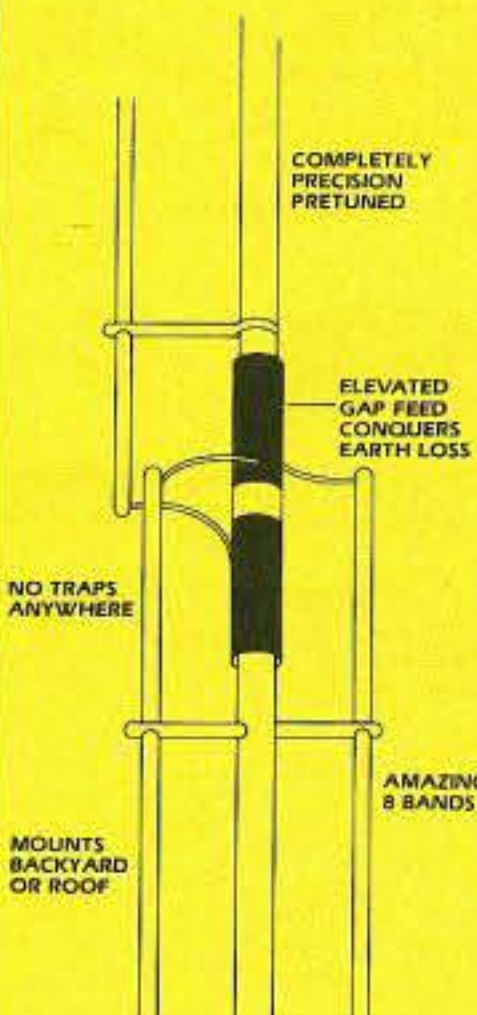
Special For 73 Readers

only — \$10.00 (plus \$3.50 shipping & handling)

Regular price: \$12.95 Order Toll Free: 800-234-8458

THE ANSWER IS GAP TECHNOLOGY • THE ANSWER IS GAP TECHNOLOGY

Q An Antenna with No Earth Loss?
A Yes... the answer is **GAP'S** revolutionary technology.



If you're looking for an antenna that can out perform the others and give you the edge, you're looking for a **GAP**. The Challenger DX-VIII is the revolutionary design that answers your demands for multi-band operation and unequalled efficiency with low noise. This is the technology that eliminates Earth Loss. **GAP** delivers from an elevated feed; your power doesn't disappear into the ground. Put it up. Turn it on. No tuning. No frustration. **GAP** delivers everything but the hassles. And — **GAP** delivers at a fraction of the cost of the "so-called" competition.

The Challenger DX-VIII

80m 40m 20m 15m 12m 10m 6m 2m

\$249

plus shipping

All out efficiency.
All out performance.
GAP gets it all out.



6010 Bldg. B
N. Old Dixie Hwy.
Vero Beach, FL 32967

(407) 778-3728

Commercial Frequencies Available

THE ANSWER IS GAP TECHNOLOGY • THE ANSWER IS GAP TECHNOLOGY

TNT All Band Field Day Antenna

No pruning, TNT is No-tune on 80 cw, 40, 20, 17, 12, 10. TNT/2 is No-tune on 40, 20, 10. Work other bands w/ tuner. DX & Gain rise w/ frequency. Ready to Use. Includes isolation balun & 99 ft RG8x. The modern coax-fed version of the classic off-center fed window. Technote 126—\$6.95 ppd.

No tuning, No knobs to twist. No Traps or Resistors Insulated to 3000 V Rated 500 Watts.

Kink-proof Wx-Scaled Low Noise

TNT Window 135ft. long \$89.95 +\$8 P&H

TNT/2 Window 67 ft. long \$79.95 +\$7 P&H

Antennas West
Box 50062S, Provo, UT 84605
Order Hotline 801-373-8425

CIRCLE 135 ON READER SERVICE CARD

SCARED OF THE CODE?

IT'S A SNAP WITH THE ELEGANTLY SIMPLE MORSE TUTOR ADVANCED EDITION FOR BEGINNERS TO EXPERTS—AND BEYOND

Morse Code teaching software from GGTE is the most popular in the world—and for good reason. You'll learn quickest with the most modern teaching methods—including Farnsworth or standard code, on-screen flashcards, random characters, words and billions of conversations guaranteed to contain every required character every time—in 12 easy lessons.

Sneak through bothersome plateaus in one tenth of a word per minute steps. Or, create your own drills and play them, print them and save them to disk. Import, analyze and convert text to code for additional drills.

Get the software the ARRL sells and uses to create their practice and test tapes. Morse Tutor Advanced Edition is approved for VE exams at all levels. Morse Tutor is great—Morse Tutor Advanced Edition is even better—and it's in user selectable color. Order yours today.

For all MS-DOS computers (including laptops). Available at dealers, thru QST or 73 or send \$29.95 + \$3 S&H (CA residents add 7.75% tax) to:

GGTE, P.O. Box 3405, Dept. MS, Newport Beach, CA 92659

Specify 5 1/4 or 3 1/2 inch disk (price includes 1 year of free upgrades)



CIRCLE 193 ON READER SERVICE CARD



PUTTING THE AMATEUR BACK IN RADIO

FUN-KIT LINE

EK01, The Experimenter's Kit



This new, versatile kit is designed for the novice as well as the seasoned experimenter. The board accommodates a variety of projects, such as:

- Neophyte Receiver
- Receiver
- Synch. AM Detector
- Transmitters
- Test Equipment
- QRP Transceiver
- N1BBH Bat. Charger
- Your own designs

Kit comes with board, enclosure and chip set (NC602AN, MC1496, LM386) \$44.95

- Experimenter's PCB only \$18.95
- Enclosure (and hardware) only \$33.95
- Chip set only \$ 6.00
- 8044ABM Curtis Keyer Chip \$19.95

160 METER TWIN-LEAD MARCONI ANTENNA



Complete. You only need to trim to length and attach coaxial feed line! Takes less space than an 80 M dipole. Needs no ant. tuner. Max power is 300 W. Nominal 50 Ω impedance \$39.95

MAIL CHECK OR MONEY ORDER TO:
JADE PRODUCT, INC.
P.O. Box 368
East Hampstead, NH 03826

Phone: (603) 329-6995

VISA® and MASTERCARD® accepted
Add \$3.50 handling charge for orders under \$20.00
Shipping Cost: \$3.50 fir 1st \$100; \$1.00 for ea. addl \$100.

CIRCLE 133 ON READER SERVICE CARD

Fast & Fun G5RV QuickKits™

created by Antennas West Box 50062-S, Provo, UT 84605

- Fast & Easy To Build**
- Fail-Safe visual instructions
 - No measuring or cutting
 - Everything included
 - Finish antennas in minutes
- Quality Components**
- Presoldered Silver Finings
 - Kinkproof QuietFlex wire
 - Fully insulated, wx sealed, no-corrode, low noise design
 - Tune All Bands Incl WARC

- Double Size G5RV \$59.95
- 204 ft. 160-10 Dipole
- Full Size G5RV \$39.95
- 102 ft. 80-10 Dipole
- Half Size G5RV \$29.95
- 51 ft. 40-10 dipole
- Quarter Size G5RV \$25.95
- 26 ft. 20-10 Dipole
- ReadyMade 102 ft G5RV \$50.00
- ReadyMade 51 ft. G5RV/2 \$40.00
- 300' Dacron 250# line \$11.95

West Plans, Patterns, Data? Order TechNote #124-D \$6.95 ppd USA

Order Hot-Line: Add \$5 P&H 1-801-373-8425

CIRCLE 296 ON READER SERVICE CARD

QUICK, EASY, & COMPACT

Flash cards *NOVICE thru EXTRA* theory Key words underlined. Over 4000 sets in use! For beginner, OMs, XYLs & kids.

NOVICE \$11.95
TECHNICIAN \$10.95
GENERAL \$ 9.95
ADVANCED \$15.95
EXTRA \$14.45
Shipping 1—\$ 3.00
2 or more —\$ 4.00
CLUB DISCOUNTS

Order Today!

from

VIS STUDY CARDS
P.O. BOX 16646
HATTIESBURG, MS 39404

CIRCLE 104 ON READER SERVICE CARD

SENSATIONAL NEW WAY TO LEARN CODE-Do Aerobics, Sing, Jog, or Drive while learning code! Now the secret is yours! Order **THE RHYTHM OF THE CODE-Morse code music cassette** today! \$9.95 ppd **KAWA RECORDS** P.O. Box 319-S, Weymouth, MA 02188. The HIT of the 1993 Dayton Hamvention! BNB824

SEIZED GOODS, radios, stereos, computers, and more by the FBI, IRS, DEA. Available in your area now. Call (800)436-4363 ext. C-6223. BNB826

DIGITAL SWR and POWER METER, Assemble, Kit, or Plans, with Alarm and Set Points. **FREE** information. **RUPP ELECTRONICS**, 5403 Westbreeze, Fort Wayne IN 46804. (219)432-3049. BNB831

FCC COMMERCIAL LICENSE PREPARATION RADIOTELEPHONE-RADIOTELEGRAPH. Latest home study fast easy audio video. **FREE** details **WPT PUBLICATIONS** (800)800-7588. BNB840

ELECTRONICS GRAB BAG! 500 pieces of new components: inductors, capacitors, diodes, resistors. \$5.00 postpaid. **ALLTRONICS**, 2300 Zanker Rd., San Jose CA 95131. BNB855

AMATEUR RADIO REPAIR: FCC licensed, 17 years experience, lab quality NBS traceable test equipment, reasonable rates. **G.B. COMMUNICATIONS, INC.**, 963 Birch Bay Lynden Rd., Lynden WA 98264: (206)354-5884. BNB860

WANTED: COLLINS ANTIQUES, anything old from, speakers, receivers, transmitters, and all accessories, any condition. Top \$\$\$ paid. Rick. (800)462-2972 anytime. BNB865

NEVER BEFORE! 20,000 shareware programs on three CD-ROM discs, \$69 plus \$5 shipping. Including many useful ham programs. Amazing value! Dealers wanted! **CROSLY SOFTWARE**, Box 276G, Alburg VT 05440. (514)739-9328. BNB871

KENWOOD TS-830S, \$625.00; **TS-530S**, \$525.00; **TS-520S**, \$395.00. **K1BW**, (508)537-7195. BNB885

AMATEUR RADIO REPAIR!! all makes & models average labor per unit, \$96.00. **W7HBF, DAN RUPE**, 1302 S. Uplands Dr., Camano WA 98292. (206)387-3558. BNB900

PRINTED CIRCUIT BOARDS for 73 Magazine projects. Drilled, plated, G10. Techno Whizzy-1 VFO, \$7.50; Matrix, \$8.00; Amp \$5.50. Also boards for *QST*; *HamRadio*; *Nuts & Volts*; *Electronics Now*; *ETI Magazine*; *ARRL Handbooks*. Full list free. U.S. orders DEDUCT 20%. **B-C-D ELECTRONICS**, Box 20304, 858 Upper James Street, Hamilton, Ontario Canada L9C-7M5. BNB910

WANTED: BUY & SELL All types of Electron Tubes. Call (612)429-9397, Fax (612)429-0929. **C & N ELECTRONICS**, Harold Bramstedt, 6104 Egg Lake Road, Hugo MN 55038. BNB915

COMMODORE 64 HAM PROGRAMS-8 disk sides over 200 Ham programs \$16.95/\$.29 stamp gets unusual software catalog of Utilities, Games, Adult and British Disks. **HOME-SPUN SOFTWARE**, Box 1064-BB, Estero FL 33928. BNB917

ACS NU0B BBS! Free access, over 16,000 programs. (316)251-2761. BNB923

INEXPENSIVE HAM RADIO EQUIPMENT. Send postage stamp for list. **Jim Brady WA4DSO**, 3037 Audrey DR., Gastonia NC 28054. BNB927

Heterodyne Headache #14.226.5

Get fast relief with a **Magic Notch**® automatic notch audio filter



Magically removes all heterodynes caused by tuners, carriers, CW, computer RFI and other similar QRM!

Why listen to carriers? The MagicNotch filter:

- is fully automatic. No tuning is necessary.
- easily installs between the rig and an external speaker or headphones.
- can be left on all the time while operating SSB.
- shows filter operation with its 2 color LED.
- allows you to work an s4 SSB signal under a 20 over 9 carrier.
- requires 12 VDC—usually available from the accessory jack on your rig.

30 day money back guarantee



\$109⁹⁵



Shipping & handling \$5.00
Foreign orders \$10.00

j-Com · 793 Canning Pkwy · Victor NY 14564 · (716) 924-0422 · FAX (716) 924-4555

CIRCLE 55 ON READER SERVICE CARD

Sell Your Used Gear In BARTER 'N' BUY Call Judy Walker today. 1-800-274-7373

ATV CONVERTERS • HF LINEAR AMPLIFIERS

DISCOVER THE WORLD OF FAST SCAN TELEVISION



HF AMPLIFIERS per MOTOROLA BULLETINS

Complete Parts List for HF Amplifiers Described in the MOTOROLA Bulletins.

AN758 300W \$160.70	EB63 140W \$ 88.65
AN762 140W \$ 93.25	EB27A 300W \$139.20
AN770L 20W \$ 83.70	EB104 600W \$448.15
AN779H 20W \$ 93.19	AR305 300W \$383.52
AR313 300W \$403.00	

NEW!! 1K WATT 2-50 MHz Amplifier

POWER SPLITTERS and COMBINERS

600 Watt PEP 2-Port	\$ 69.95
1000 Watt PEP 2-Port	\$ 79.95
1200 Watt PEP 4-Port	\$ 89.95

100 WATT 420-450 MHz PUSH-PULL LINEAR AMPLIFIER - SSB-FM-ATV

KEB67-PK (Kit)	\$159.95
KEB67-PCB (PC Board)	\$ 18.00
KEB67-1 (Manual)	\$ 5.00

For detailed information and prices, call or write for our free catalog.

UNIVERSAL DIGITAL FREQUENCY READOUT TK-1 (Wired/tested).....\$149.95

HEAT SINK MATERIAL

Model 99 Heat Sink (6.5x12x1.6)	\$ 22.00
CHS-6 Copper Spreader (6x6x1/4)	\$ 18.00

We also stock Hard-to-Find parts

CHIP CAPS—Kemet/ATC
METALCLAD MICA CAPS—Unelco/Semco
RF POWER TRANSISTORS
MINI-CIRCUIT MIXERS
SBL-1 (1-500MHz).....\$ 6.50
SBL-1X (10-1000MHz).....\$ 7.95
ARCO TRIMMER CAPACITORS
VK200-20/4B RF Choke.....\$ 1.20
56-590-65-3B Ferrite Bead.....\$.20
Broadband HF Transformers

Add \$ 3.50 for shipping and handling.

We ship worldwide.



CCI Communication Concepts Inc.

508 Millstone Drive • Xenia, Ohio 45385 • (513) 426-8600
FAX 513-429-3811



WE SHIP WORLDWIDE

CIRCLE 99 ON READER SERVICE CARD

ELECTROMAGNETIC FIELD METER

Reduce exposure to potentially harmful electromagnetic fields. AlphaLab's handheld TriField™ Meter measures AC electric fields, AC magnetic fields and radio/microwave power density. Find ground faults, AC current wires or measure high-field generators with the *Magnetic* setting (.2 - 100 milligauss, 60 Hz); identify poorly grounded or shielded equipment, high VDT or fluorescent light fields, distinguish hot vs. ground wires with *Electric* setting (.5 - 100 kV/m, 60 Hz); measure antenna radiation patterns, leaky microwave ovens, etc. on *RF/microwave* setting (50 MHz to 3 GHz, .01 to 1 mW/cm²).

Electric and magnetic settings are omnidirectional, measuring full magnitude of fields without the need to reorient the meter. Price of \$145 includes delivery and one-year warranty.

AlphaLab, 1272 Alameda Ave, Salt Lake City, UT 84102
Call (801) 532-6604 for speedier service or free literature on electromagnetic radiation health risks.



USED AND NEW AMATEUR RADIO, SWL, AND SCANNERS. We buy, sell, consign and trade used equipment. We offer complete service on all equipment. Thirty day warranty. Western Pennsylvanias' newest Amateur Radio supplier. We also offer complete repairs on most types of equipment. Call for quotes. **FOR HAMS ONLY, INC.** INFO (412)825-9450. **ORDERS ONLY (800)854-0815.** **ROBB KE3EE.** BNB929

RADIO REPAIR Amateur and commercial, professional work. Fred Fisher **WF9Q**, 6866 W. River Rd., South Whitley IN 46787. (219)723-4435. BNB930

FREE HAM GOSPEL TRACTS. SASE. **N3FTT**, 5133 Gramercy, Clifton Heights PA 19018. BNB960

QRP KITS & COMPONENTS only 2 stamps for catalog. **DAN'S SMALL PARTS & KITS**, 1935 South 3rd West #1, Missoula MT 59801. BNB964

SOFTWARE: AMIGA, MACINTOSH, ATARI XL/XE/ST Amateur Radio & Electronics PD/shareware software \$4.00 per disk. Two stamp SASE brings catalog. Specify which computer! **KD-WARE**, Box 1646, Orange Pk FL 32067-1646. BNB965

PRINTED CIRCUIT BOARDS for projects in 73, *Ham Radio*, *QST*, *ARRL Handbook*. List SASE. **FAR CIRCUITS**, 18N640 Field Ct., Dundee IL 60118. BNB966

FREE YOURSELF FROM THE TEDIOUS task of programming your repeater controller. Introducing **DTMF-TXer**. With **DTMF-TXer** you can send unlimited DTMF tones with your DOS computer. Send SASE to **SIGRID CO.**, 4365 Reimer Rd., Norton OH 44203. BNB970

AZDEN SERVICE by former factory technician. **SOUTHERN TECHNOLOGIES AMATEUR RADIO, INC.**, 10715 SW 190 St. #9, Miami FL 33157. (305)238-3327. BNB979

COMPUTER & PRINTER USERS: SAM Amateur Radio Callsign Database \$39.95, \$3.00 shipping. Renew your ribbons. Ink for 20 to 30 reinking \$6.00 plus \$3.00 shipping. **C & S ENTERPRISES**, P.O. Box 561, Clinton MS 39056. Sid Wilson, WB5GFM. BNB980

SURPLUS Huge quantities. Lowest prices in America! Dealers wanted. Catalogs \$3. **SURPLUS TRADERS**, Box 276A, Alburg VT 05440. BNB985

I BUY ELECTRON (VACUUM) TUBES Magnetrons, Klystrons, Planar Triodes, etc...Jeremy Madvin at the **VACUUM TUBE EXCHANGE**. (800)995-TUBE or fax at (800)995-6851. BNB987

PICTURE QSL CARDS of your shack, etc., from your photo or black ink artwork. 500 \$28.00, 1,000 \$44.50. Also non-picture cards. Custom printed cards, send specifications for estimate. Send 2 stamps for illustrated literature. Generous sample kit \$2.00, half pound of samples \$3.00. **RAUM'S**, 8617 Orchard Road, Coopersburg PA 18036. Fax/Phone (215)679-7238. BNB988

CELLULAR HACKERS BIBLE- \$54.45; Cellular Programmers Bible-\$84.45; Cable Hackers Video-\$39.95; Satellite Hackers Bible-\$56.95; Scanner Hackers Bible-\$34.45. **TELECODE**, P.O. Box 6426-RF, Yuma AZ 85366-6426. BNB993

VIDEOCIPHER/SATELLITE/SCANNER/CABLE/AMATEUR/CELLULAR. Repair Manuals, Modification Books & Software. Catalog-\$3.00. **TELECODE** P.O. Box 6426-RF, Yuma AZ 85366-6426. BNB994

ROTOR PARTS ROTOR SERVICE, ROTOR accessories: Brak-D-Lays, Quik-Connects, Pre-Set mods. NEW models for sale. Free catalog. **C.A.T.S.**, 7368 SR 105, Pemberville OH 43450. BNB996

CornerBeam?

SWR < 1.2:1 across the band
Gain of a 15 ft Yagi
No dimension over 7 ft
40 dB Front-to Back Ratio
60° Half-power Beamwidth
Mounts directly to mast
Vertical or Horizontal Polarization
2meters \$145, 220 MHz \$145, 70 cm \$115, Dual 146/440 \$165
Weighs only 10 lbs. Add \$11 Shipping & Handling. Info \$1.



AntennasWest
Box 50062 Provo UT 84605

Order HotLine
801 373 8425

CIRCLE 380 ON READER SERVICE CARD

Celebrating Our 20th Anniversary!!

C. W. WOLFE COMMUNICATIONS
1113 Central — Billings, MT 59102

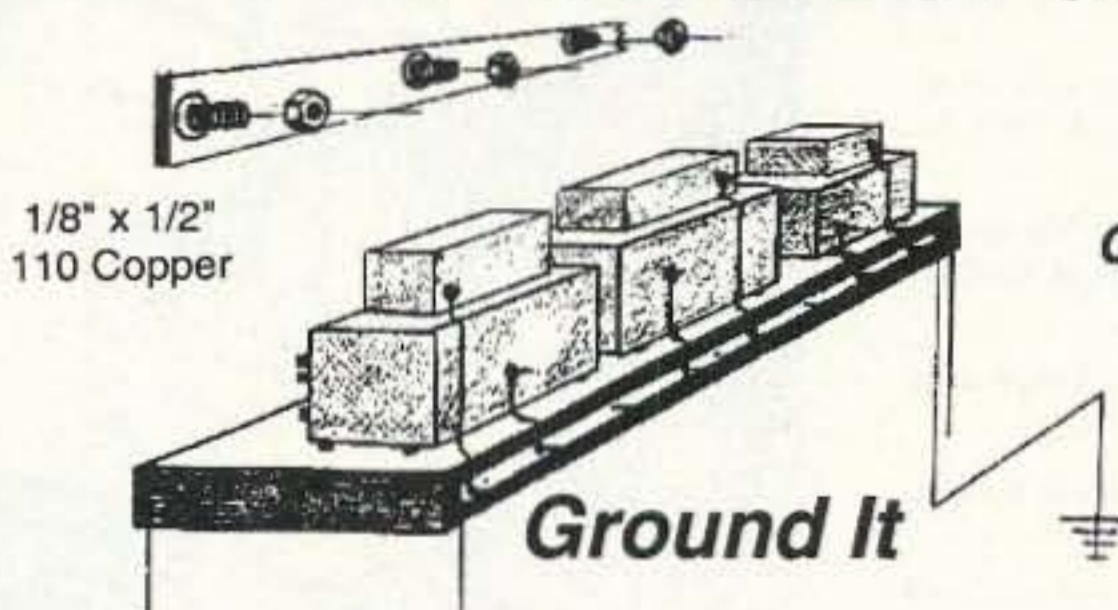
GE Exec. II 40W UHF Mob,
450-470, w/Acc \$125
Mot Micro 45W Mob
drawers, 132-150 \$90

Call for quote on:
10-MVP, HB, UHF, 450-470
10-Mitek 45W, 132-150
Micor Base/Rptrs, 132-150

BUY — SELL — TRADE
Call or write for current flyer

CIRCLE 20 ON READER SERVICE CARD

Is Your Shack Grounded?



1/8" x 1/2"
110 Copper

Ground It

Ground all of your equipment chassis' to a single earth ground in one easy installation.

Money back guarantee, if not satisfied!

J. Martin Systems

**Solid Copper Buss
Stainless Steel Hardware
Grounding Stud Every 6 Inches
Top or Back Installation**

2 ft.	\$11.95	Custom
3 ft.	\$16.95	Lengths
4 ft.	\$21.95	Available

Add \$3.00 S/H

Mail check/money order to:

J.M.S.
35 Hilltop Ave., Dept. 7
Stamford, CT 06907


Sell your product in **73 Amateur Radio Today**

Call Dan Harper today. . . **1-800-274-7373**

INTERFERENCE LOCATION



- ★ 50 to 1000 MHZ
- ★ Stuck Microphones
- ★ Cable TV Leaks
- ★ Jammed Repeaters & Cell Sites



New Technology (patented) converts any VHF or UHF FM receiver into a sensitive Doppler shift radio direction finder. Simply plug into receiver's antenna and external speaker jacks. Models available with computer interface, synthesized speech, fixed site or mobile - 50 MHz to 1 GHz. Call or write for details.

DOPPLER SYSTEMS, INC.

P.O. BOX 2780

CAREFREE, AZ 85377

(602) 488-9755

FAX (602) 488-1295

CIRCLE 13 ON READER SERVICE CARD

We have what you're looking for BRIGHT NEON QSLs \$26.95

Bright Neon QSLs that jump off the wall. Black ink on 65# Postcard Stock with six Neon colors to choose from: Neon Blue, Neon Purple, Neon Lemon, Neon Orange, Neon Red, and Neon Pink. Printed in format shown, state outline & logo included at no extra charge. (Please indicate if you want **ARRL** logo when ordering).

250 QSLs \$ 26.95

500 QSLs \$ 30.95 1000 QSLs \$ 36.95
plus \$3.95 shipping U.S.

Ham it up with all six Neon colors, order the **Rainbow Box** for only \$4.00 more. You'll be hard pressed to beat the price while creating such **STAND OUT** quality.



Send your check or money order along with (Printed or Typed) Name, Address, (including County), Call Letters and Color of Stock

TO: BB&W Printing
803 N. Front Street
McHenry, IL 60050

Custom job or Different Stock, No Problem,
Call: (815) 385-6005

Uncle Wayne's Bookshelf

REFERENCE

20N102 Practical Digital Electronics Handbook by Mike Tooley BA Contains nine digital test gear projects. Digital circuits, logic gates, bistables and timers, microprocessors, memory and input/output devices. \$14.50

20N103 Electronic Power Supply Handbook by Ian R. Sinclair Covers many types of supplies—batteries, simple AC supplies, switch mode supplies and inverters. \$16.25

20N104 Electronic Test Equipment Handbook by Steve Money A guide to electronic test equipment for the engineer, technician, student and home enthusiast. \$18.00

20N105 Digital Logic Gates and Flip-Flops by Ian R. Sinclair A firm foundation in digital electronics. Treats the topics of gates and flip-flops thoroughly and from the beginning. \$18.00

01C80 Master Handbook of 1001 Practical Electronic Circuits Tried and proven solid state circuits. \$19.95

01P68 Pirate Radio Stations by Andrew Yody Tuning in to underground broadcasts. \$12.95

01T01 Transmitter Hunting by Joseph Moell and Thomas Curlee Radio direction finding simplified. \$19.95

03R02 Rtty Today by Dave Ingram Modern guide to amateur radioteletype. \$8.50

05E03 First Book of Modern Electronics Unique projects that are money saving. \$12.95

09D22 The World Ham Net Directory by Mike Witkowski New—2nd edition. Introduces the special interest ham radio networks and shows you when and where you can tune them in. \$9.50

09P33 Pirate Radio Directory by George Zeller Where to tune in on secret entertainment stations. \$7.95

10F093 1993 International Callbook The new 1993 International Callbook lists 500,000+ licensed radio amateurs in the countries outside North America. It covers South America, Europe, Africa, Asia, and the Pacific area (exclusive of Hawaii and the U.S. possessions). \$29.95



10D093 1993 North American Callbook The 1993 North American Callbook lists the calls, names, and address information for 500,000+ licensed radio amateurs in all countries of North America. \$29.95

05H24 Radio Handbook, 23rd Ed. by William I. Orr W6SAI 840 pages of everything you wanted to know about radio communication. \$39.95

02B10 Heath Nostalgia by Terry Perdue K8TP 124 page illustrated history of the Heath Company. Includes many fond memories contributed by long-time Heathkit employees. \$9.50

10DF92 1993 Callbook Supplement An update to the 1992 International and American callbooks. \$10.00

12E76 Basic Electronics Prepared by the Bureau of Naval Personnel Covers the important aspects of applied electronics and electronics communications. \$10.95

12E41 Second Level Basic Electronics Prepared by the Bureau of Naval Personnel Sequel to Basic Electronics, thorough treatment of the more advanced levels of applied electronics. \$9.95

01D45 The Illustrated Dictionary of Electronics, 5th Ed by Rufus P. Turner and Stan Gibilisco An exhaustive list of abbreviations, and appendices packed with schematic symbols and conversion tables. \$26.95

20N091 Most-Often-Needed Radio Diagrams and Servicing Information, 1926-1938, Volume One compiled by M.N. Beitman An invaluable reference for anyone involved in Vintage Radio restoration. \$11.95

20N096 How To Read Schematics (4th Ed.) by Donald E. Herrington Written for the beginner in electronics, but it also contains information valuable to the hobbyist and engineering technician. \$14.95

20N097 Radio Operator's World Atlas by Walt Stinson, W0CP This is a compact (5x7), detailed, and comprehensive world atlas designed to be a constant desk top companion for radio operators. \$17.95

20N020 Secrets of RF Circuit Design by Joseph J. Carr Written in clear non-technical language, covers everything from antennas to transistors. \$19.50

20N107 Ham Stuff A comprehensive buyer's guide and directory. \$19.95

20N109 73 Magazine Index 1960-1990 A complete index to every article published in 73 Magazine through 1990. Book \$15.00 IBM software (specify type) \$20.00

20N110 Product Reviews Since 1945 Contains an index to 3,400 product reviews that have appeared in QST, CQ, HR, 73 and Radcom. Book \$12.95 IBM Software 5.25 \$10.00

SHORTWAVE

06S57 1993 Passport to World Band Radio by International Broadcasting Services, Ltd You'll get the latest station and time grids. \$16.50

03S11 Shortwave Receivers Past and Present edited by Fred J. Osterman Guide to 200+ shortwave receivers manufactured in the last 20 years. The Blue Book of shortwave radio value. \$8.95

07R25 The RTTY Listener by Fred Osterman New and expanded. This specialized book compiles issues 1 through 25 of the RTTY Listener Newsletter. Contains up-to-date, hard-to-find information on advanced RTTY and FAX monitoring techniques and frequencies. \$19.95

03C09 Shortwave Clandestine Confidential by Gerry L. Dexter Covers all clandestine broadcasting, country-by-country: tells frequencies, other unpublished information: spy, insurgents, freedom fighters, rebel, anarchist radio, secret radio. \$8.50

03M221 US Military Communications (Part 1) US Military communication channels on shortwave. Covers frequencies, background on point-to-point frequencies for the Philippines, Japan and Korea, Indian and Pacific Oceans, and more. \$12.95

03M222 US Military Communications (Part 2) Covers US Coast Guard, NASA, CAP, FAA, Dept. of Energy, Federal Emergency Management Agency, Disaster Communications, FCC, Dept. of Justice. From 14 KC to 9073 KC. \$12.95

03M223 US Military Communications (Part 3) Completes the vast overall frequency list of US Military services, from 8993 KC to 27,944 KC. \$12.95

09S42 The Scanner Listener's Handbook by Edward Soomre N2BFF Get the most out of your scanner radio. \$14.95

11T88 Tune in on Telephone Calls by Tom Kneitel K2AES Formatted as a frequency list with detailed description of each service and its location in RF spectrum. \$12.95

03K205 Guide to Radioteletype (RTTY) Stations by J. Klingenfuss Updated book covers all RTTY stations from 3MHz-30MHz. Press, Military, Commercial, Meteo, PTTs, embassies, and more. \$12.95

11AS10 Air Scan Guide to Aeronautical Communications (5th Ed.) by Tom Kneitel K2AES Most comprehensive guide to monitoring US aeronautical communications. Covers all Canadian land airports and seaplane bases, plus listings for Central America, the Caribbean, North Atlantic, and the Pacific Territories. \$14.95

15A002 Scanner and Shortwave Answer Book by Bob Grove Most frequently asked questions by hobbyists. \$13.95

07A66 Aeronautical Communications Handbook by Robert E. Evans Exhaustive, scholarly treatment of shortwave aeronautical listening. \$19.95

11RF13 The "Top Secret" Registry of US Government Radio Frequencies (7th Ed.) by Tom Kneitel K2AES This scanner directory has become the standard reference source for frequency and other important information relating to the communications of federal agencies. \$19.95

11F52 Ferrell's Confidential Frequency List, New Revised Edition compiled by A.G. Halligey All frequencies from 4 MHz-28MHz covering ship, embassy, aero, Volmet, Interpol, numbers, Air Force One/Two, more. \$19.50

11SR97 National Directory of Survival Radio Frequencies by Tom Kneitel K2AES

Handy and concise reference guide to high interest communications frequencies required by survivalists. \$8.95

11SM11 Scanner Modification Handbook, Vol. 1 by Bill Creek provides straightforward step-by-step instructions for expanding the operating capabilities of VHF scanners. \$17.95

11EE06 Guide to Embassy Espionage Communications by Tom Kneitel K2AES Candid and probing examination of worldwide embassy and (alleged) espionage communications systems and networks. \$10.95

15D93 1993 Shortwave Directory (8th Ed.) by Bob Grove Extensively revised, the new 1993 Shortwave Directory is the consummate DXer's bible for the first 30 MHz of radio spectrum, up-to-date and accurate. \$21.95

20N094 A Flick of the Switch, 1930-1950 by Morgan E. McMahon Discover the fast-growing hobby of radio collecting. \$8.95

07R26 World Wide Aeronautical Communications by Robert E. Evans Aircraft/Air Traffic Control, Aircraft/Company Operations, Aviation Weather Broadcasts, Aeronautical Flight Tests, Worldwide Military Air Forces, Aero Search & Rescue, Aero Law Enforcement, NASA Flight Support, Aero Terms & Abbreviations and Aero Tactical Identifiers. \$6.95

11T89 Scanner Modification Handbook Vol. 2 by Bill Creek Here it is—a companion to Vol. 1. In fact, Vol. 2 has a section that provides improved approaches and updated techniques for the mods in Vol. 1. There's 18 new exciting modifications for popular scanners. \$17.95

03R01 World Press Services Frequencies (RTTY) New 5th Ed A comprehensive manual covering radioteletype news monitoring—contains all information—antenna, receiving, terminal units, plus three extensive frequency lists. \$8.95

SOFTWARE

04M54 GGTE Morse Tutor From beginner to Extra class in easy self-paced lessons. Code speeds from 1 to over 100 words per minute. Standard or Farnsworth mode. Adjustable tone frequency. Create your own drills, practice or actual exams. Exams conform to FCC requirements. 5 1/4" floppy for IBM PC, XT, AT, PS/2 or compatibles. \$19.50

04M55 Advanced Edition \$29.95

20N021 No Code Ham Radio Education Package Computer software package. Includes computer aided instruction software (IBM compatible), 200 page Ham Radio Handbook. \$29.95

20N022 Ham Operator Education Package Computer software contains five IBM compatible discs with all questions for all license classes, plus "Morse Academy" code teaching software that takes you from 0-20 wpm. \$39.95

Lanze Code Programs—(Available on 5 1/4" disk.) Inexpensive complete study guide code programs for both the C64/128 Commodores and the IBM compatibles. Programs include updated FCC questions, multiple choice answers, formulas, schematic symbols, diagrams, and simulated (VE) sample test.

IBM Part#	Commodore Part#	Price
Novice	IBM01 COM01	\$14.95
Tech	IBM02 COM02	\$14.95
General	IBM03 COM03	\$14.95
Advance	IBM04 COM04	\$19.95
Extra (New Pool)	IBM05 COM05	\$19.95

IBM06, COM06 IBM/Commodore Tech No Code—Lanze Code Program Contains all the authorized FCC questions and answers used in testing formulas, schematic symbols, diagrams, and sample test for passing the new Technician No Code license. \$24.95

IBM97 Amateur Radio Part 97 Rules Includes updated, revised Commission's Rules, September 30, 1989 5 1/4" disk IBM compatible only. \$9.95

VIS Study Cards Compact, up-to-date Flash Cards with Key Words, Underlined, Quiz on back. Formulas worked out. Schematics at your fingertips. Used SUCCESSFULLY by ages 6 to 81!

NOVICE	VIS01	\$11.95
TECH	VIS02	10.95
GENERAL	VIS03	9.95
ADVANCED	VIS04	15.95
EXTRA	VIS05	14.45

ARRL BOOKS

AR1993 ARRL 1993 Handbook (70th Ed.) 39 chapters, featuring 2,100 tables, figures and charts. Comprehensive, well organized and affordable. \$25.00

AR1086-4 ARRL Operating Manual (4th Ed.) Information on how to make the best use of your station, including: interfacing home computers, OSCAR, VHF-UHF. \$18.00

AR0194 Antenna Compendium Vol. 1 Materials on verticals, quads, loops, yagis, reduced size antennas, baluns, Smith Charts, antenna polarization. \$10.00

AR2545 Antenna Compendium Vol. 2 Covers verticals, yagis, quads, multiband and broadband systems, antenna selection. \$12.00

AR4017 Antenna Compendium Vol. 3 More verticals, yagis, quads, plus loops, arrays, mobile, direction finding, controlled currents, computerized, installation, overloads, plus 40 new articles for beginner's to advanced. \$14.00

AR2626 Companion Software for Antenna Compendium Vol. 2 5 1/4" MS-DOS floppy. \$10.00

AR0488 W1FB's Antenna Notebook by Doug DeMaw W1FB Get the best performance out of unobtrusive wire antennas and verticals. Build tuners and SWR bridges. \$9.50

AR0348 QRP Notebook by Doug DeMaw W1FB Presents construction projects for the QRP operator. \$9.50

AR4141 W1FB's Design Notebook by Doug DeMaw W1FB Filled with simple practical projects that can be built using readily available components and common hand tools. \$10.00

AR2200 Antenna Impedance Matching by Wilfred N. Caron Most comprehensive book written on using Smith Charts in solving impedance matching problems. \$15.00

AR0402 Solid State Design Good, basic information, circuit designs and applications; descriptions of receivers, transmitters, power supplies, and test equipment. \$12.00

AR3193 Weather Satellite Handbook (4th Ed.) by Dr. Ralph Taggart WB8DQT Expanded

and revised to reflect today's weather-fax satellite technology. \$20.00

AR3290 Companion Software for Weather Satellite Handbook 5 1/4" MS-DOS Floppy. \$10.00

AR3291 Now You're Talking! All You Need To Get Your First Ham Radio License (2nd Edition) A complete study guide for the Technician and Novice written exam. Practical information every beginner needs is written clearly and simply and in small doses. \$19.00

AR3292 Your Introduction to Morse Code: Practice Cassettes Kit includes two 90 minute cassette tapes. Prepares you for the 5 WPM Morse code exam to earn your Novice license or add high-frequency worldwide communications privileges to your code-free Technician license. \$10.00

AR0437 ARRL Repeater Directory 1993-1994 19,000+ listings with digipeaters, bandplans, CTCSS (PL/TM) tone chart, frequency coordinators, ARRL special service clubs, and beacon listings from 14 MHz to 24GHz. \$6.00

AR1033 The DXCC Companion by Jim Kearman KR1S Spells out in simple, straightforward terms what you need to be a successful DXer. \$6.00

AR1250 Log Book—Spiral \$3.50

ARA341 Interference Handbook RFI sleuth's experience in solving interference problems. \$12.00

AR2197 ARRL Data Book Valuable aid to the RF design engineer, technician, radio amateur, and experimenter. \$12.00

AR2960 Transmission Line Transformers (2nd Ed.) by Dr. Jerry Sevick W2FMI Practical designs and specific information on construction techniques and sources of material. \$20.00

AR0410 Yagi Antenna Design A Ham Radio series polished and expanded by Dr. Lawson. \$15.00

AR2171 Hints and Kinks Ideas for setting up your gear for comfortable, efficient operation. \$8.00

AR3169 QRP Classics Compilation of ARRL publications on building receivers, transmitters, transceivers, accessories. \$12.00

ARRL License Manuals Complete FCC question pools with answers.

AR2375 Technician Class \$6.00

AR2383 General Class \$6.00

AR0166 Advanced Class \$6.00

AR2391 Extra Class \$8.00

AR3185 The Satellite Experimenter's Handbook, (2nd Ed.) by Martin Davidoff K2UBC Expanded and revised. Focusing on satellites built by and for the international radio amateur community. \$20.00

AR2456 FCC Rule Book (9th Ed.) A must for every active radio amateur. \$9.00

AR2103 Satellite Anthology The latest information on OSCARs 9 through 13 as well as the RS satellites, the use of digital modes, tracking antennas, RUDAK, microcomputer, and more! \$5.00

AR2898 Space Almanac by Anthony R. Curtis K3KXX Recent news from space. \$20.00

AR2030 Your Gateway to Packet Radio (2nd Ed.) Tells everything you need to know about this popular new mode. \$12.00

AR2083 Complete DX'er (2nd Ed.) by Bob Locker W9KNI Learn how to hunt DX and obtain hard-to-get QSL cards. \$12.00

AR2065 ARRL Antenna Book The new 16th Edition represents the best and most highly regarded information on antenna fundamentals, transmission lines, design, and construction of wire antennas. \$20.00

AR3293 Morse Code: The Essential Language by L. Peter Carron Jr. W3DKV Expanded and revised in its 2nd edition. How to handle distress calls heard not only on the hambands but on maritime and aircraft frequencies. \$6.00

AR4114 Low Profile Amateur Radio For the ham who lives where antennas are frowned upon. From hiding your antenna to operating with low power. This book tells you how to get on the air using these techniques—and others—without calling attention to yourself. \$8.00

CODE TAPES

73T05 "Genesis" \$5.95

5 wpm—This beginning tape, takes you through the 26 letters, 10 numbers, and necessary punctuation, complete with practice every step of the way.

73T06 "The Stickler" \$5.95

6+ wpm—This is the practice tape for those who survived the 5 wpm tape, and it's also the tape for the Novice and Technician licenses. It is comprised of one solid hour of code. Characters are set at 13 wpm and spaced at 5 wpm.

73T13 "Back Breaker" \$5.95

13+ wpm—Code groups again, at a brisk 13+ wpm so you'll be really at ease when you sit down in front of a steely-eyed volunteer examiner who starts sending you plain language code at only 13 per.

73T20 "Courageous" \$5.95

20+ wpm Congratulations! Okay, the challenge of code is what's gotten you this far, so don't quit now. Go for the extra class license. We send the code faster than 20 per.

WAYNE'S PICKS

SS8756 Warning! The Electricity Around You May Be Hazardous To Your Health by Ellen Sugarman An invaluable guide to the risks of electromagnetic fields and steps you can take to protect yourself and your family. \$11.00

ED86751 Dumbing Us Down: The Hidden Curriculum of Compulsory Schooling by John Gatto If you enjoyed "Declare War", you'll

enjoy this also. A Wayne Green recommended reading. \$9.95

"We The People" Declare War! On Our Lousy Government by Wayne Green A "must read" for every American taxpayer. Solutions to every problem facing our government today. \$12.95

ANTENNAS

20N108 The Easy Wire Antenna Handbook by Dave Ingram K4TWJ. Gives you all of the needed dimensions for a full range of easy to build and erect "sky wires." \$9.50

10A343 All About Cubical Quad Antennas by William Orr and Stuart Cowan "The Classic" on Quad design, theory, construction, operation. New feed and matching systems. New data. \$11.95

01A70 Practical Antenna Handbook by Joseph J. Carr Design, build, modify, and install your own antennas. \$22.95

10A342 All About Verticle Antennas by William Orr Comprehensive coverage of amateur communications. \$10.95

10A345 Beam Antenna Handbook by William Orr and Stuart Cowan Everything you need to know about beam design, construction, and operation. \$11.95

10A346 Simple, Low-Cost Wire Antennas For Radio Amateurs by William Orr and Stuart Cowan All New! Low-cost, multi-band antennas; inexpensive beams, "Invisible" antennas for hams in "tough" locations! New data. \$11.95

UHF/VHF/PACKET

01P22-2 The Packet Radio Handbook (2nd Ed.) by Jonathan L. Mayo KR3T "...the definitive guide to amateur packet operation."—Gwyn Reedy WIBEL Only \$16.95

20N019 U.S. Repeater Mapbook by William Smith N6MQS The Guide for traveling radio amateurs. \$9.95

09V11 The Basic Guide to VHF/UHF Ham Radio by Edward M. Noll Provides a first rate introduction to the 2.6 and 1.25 meter bands as well as 23, 33, and 70cm. \$6.50

03R02 RTTY Today by Dave Ingram K4TWJ Most comprehensive RTTY guide ever published. \$8.50

BOOKS FOR BEGINNERS

02D42 Digital Novice by Jim Grubbs Geared to make you a more knowledgeable participant. \$8.50

01A87 Shortwave Listener's Antenna Handbook Primer antenna theory. \$13.95

05C25 Basic A.C. Circuits A step-by-step approach for the beginning student. \$24.50

20N018 Technician Class License Manual: New No-Code by Gordon West This book covers everything you need to become a Technician Class Ham. Every question and answer on the examinations is found in this one book. FCC Form 610 application. \$9.95

20N100 Electronics Build and Learn (2nd Ed.) by RA Penfold Combines theory and practice so that you can "learn by doing." \$12.50

20N092 The Wonderful World of Ham Radio by Richard Skolnik, KB4LCS Simple, clear, and fun. Introduces young people to amateur radio. \$7.95

20N099 Digital Electronics Projects for Beginners by Owen Bishop Contains 12 digital electronics projects suitable for the beginner to build with the minimum of equipment. \$12.50

AR2871 W1FB's Help for New Hams by Doug DeMaw W1FB Complete for the newcomer. Put together a station and get on the air. \$10.00

AR2286 First Steps in Radio by Doug DeMaw W1FB Series of QST articles. \$5.00

Uncle Wayne's Bookshelf Order Form

You may order by mail, telephone, or fax. All payments are to be in US funds. Allow 3 weeks for delivery.

Item	Title	Qty.	Price	Total

SHIPPING

TOTAL

SHIPPING

All orders add \$5.00 shipping.

U.S. orders shipped UPS, (Alaska & Hawaii shipped via mail.)

Airmail to Canada and all overseas orders FOB Peterborough, NH.

Make checks payable to "Uncle Wayne's Bookshelf."

Name _____

Street _____

City _____ State _____ Zip _____

TOTAL \$ _____ Check/Money Order

AE MC VISA

Card # _____ Expiration Date _____

Telephone: (603) 924-4196 (800) 234-8458

FAX: (603) 924-8613

Mail: Uncle Wayne's Bookshelf, 70 Route 202N,
Peterborough, NH 03458

UW0993

RANDOM OUTPUT

Number 29 on your Feedback card

David Cassidy N1GPH

Now that we've all had the chance to pat ourselves on the back about the success of the new Technician Class license, it's time to get back to reality. And, what is reality? Reality is that we still haven't changed our demographics much. Sure, we've added a gazillion new hams, and for the most part they are a credit to the Amateur Radio Service, but our median age is still closer to Social Security than high school graduation.

I've discussed this problem at length in this space. I've received lots of mail supporting my position that your average John Q. Ham *doesn't* want any more young people involved in this hobby, even though without them our future is tentative at best. Luckily, I've received an equal amount of mail from clubs who are actively recruiting youngsters. I even heard from a club member who is going to nominate a 15-year-old for club president at the next election. I hereby offer this young man's candidacy the firm support of this magazine.

So, we've added a whole bunch of new hams, but we're still no better off than we were three years ago. In fact, with the average age of a ham somewhere in the mid-fifties, and with our demographic of overweight smokers who are at a higher risk for cancer than the population at large, I'd be willing to bet that we haven't even made up for our mortality rate (remember that with the change to a 10-year renewal period, it is impossible to get an accurate count of actual licensees). The problem still exists, so what do we do about it?

The world of general aviation is very similar to amateur radio. Any of you involved with aviation know that the number of private pilots isn't increasing. With the lack of fresh blood, it gets tougher and tougher to fight the rather sizable contingent of folks who feel that only the government and the airlines should be allowed into the skies. Local airports are closing at about the same rate as that at which we lost our high school amateur radio club network back in the '60s and '70s. Of course, the fact that the local airport is the financial lifeline for a small community doesn't persuade those who would rather see condos or another shopping mall in its place. By the time the financial impact of closing the local airport is felt, it's too late. Without the industry and jobs that are supported by the existence of a local airport, it is not long before the community can't support the retailers in that new mall, and the town ends up with a vacant shopping mall where an airport used to be. Our fight for spectrum is very similar to general aviation's fight to keep the skies free. The only difference is that general aviation is doing something about the problem.

Recently, the EAA (Experimental Aircraft Association, an organization of homebuilt aircraft enthusiasts and one of the major organizations representing the average Joe Pilot) began what they call the Young Eagles Program. The premise is simple, but the consequences could be the saving of an entire industry. The Young Eagles Program has set a goal of giving 1 million children the chance to take a ride in a small plane by the year 2000. Local EAA chapters and other pilot groups, working formally with "Aviation Day" at their local airports, as well as informally with the young kid who hangs out at the airport fence, are introducing young

people to the joy and freedom of flight. The theory being that once enthralled by flying, these kids will grow up to be at the least favorably disposed to general aviation, and at best they will go on to get their pilot certificate and join the rest of us. It is an absolutely brilliant program in its simplicity, and it is something we hams should think about.

Let's assume that about 50% of the hams on the FCC rolls are alive and active. That's about 300,000 people. If each one of us would pledge to introduce four youngsters to amateur radio in the next seven years, that would be 1.2 million kids! If only a small percentage of those kids became interested and licensed, we would at least keep our numbers stable and we might even gain a few.

I'm not talking about sticking a couple of kids in the corner of your shack to watch you check into the local Old Geezers' Net. I'm talking about excitement! Assign someone in your club to be the Kids Coordinator for next Field Day. Get the kids involved setting up, camping out and making contacts. How about every club in the U.S. having a school that they "adopt"? Club members could donate or buy the equipment (what better way to spend the coffee kitty than to ensure the future of amateur radio?), set up a shack, teach after-school licensing classes, and a whole lot more. I don't think I've seen a club in 20 years that didn't have a high percentage of retired members, so getting school-hours help shouldn't be a problem.

Forget about CW nets and SSB rag-chewing. Get the kids involved in ATV (imagine having high schools all over the country, each with their own ATV setup, all sending tapes and programs back and forth to each other). Make sure you get computers and packet involved. Remember, these kids aren't fascinated by radio the way you were in 1948 when it was still a new and evolving technology. That doesn't mean there's no room for the tried and true. How about everyone in the club kicking in 20 bucks and buying a couple dozen cheap receiver kits? Get the kids slinging solder! Once they hear voices coming out of something they built, you'll have them hooked!

Can't swing the 20 bucks? How about helping them build a simple directional antenna and setting up Saturday morning foxhunts? Ten or 20 kids running around the local park, all trying to find a bunch of transmitters—sure beats the heck out of Saturday morning cartoons or cleaning out the gutters.

There are hundreds of fascinating areas of amateur radio. All we've got to do is figure out a way to present it to youngsters in a way that will get them excited. Of course, before you can hook them you've got to bait the hook, and that's exactly what the EAA is doing for general aviation.

The EAA, AOPA (Aircraft Owners & Pilots Association) and a few smaller groups are working hard to save general and sport aviation. That's the big difference. These organizations are responsive to their constituents. What have we got? We've got one organization that is run by the very people and attitudes that are the problem, not the solution. We can't wait for the ARRL to help us, folks (though they are the logical choice for the organizers of such a program). We're going to have to do this ourselves.

73

PROPAGATION

Number 30 on your Feedback card

Jim Gray W1XL

Jim Gray W1XL
210 East Chateau Circle
Payson AZ 85541

September should be the first really GOOD month for propagation in several months. You may expect to find more "Good" (G) days this month than usual. One reason, of course, is the autumnal equinox, which brings equal length days and nights and—usually—"Fair" (F) and "Fair-Good" (F-G) conditions for many days during the month. D-layer absorption is down, meaning that you can find decent daytime conditions on 30 and 40 meters, and the storm systems and static of summer have begun to subside. On the higher bands above 30 meters there will be quite good DX conditions from dawn to sunset (and beyond for 20 meters) on the days marked Good (G) and also Good-to-Fair (G-F) and Fair-to-Good (F-G) days. Look for short skip, long skip and DX on the 4th through 9th, 12th through 15th, 18th through 21st, and the 29th and 30th. The only Poor days (P) expected are the 22nd through the 26th. Rejoice! Eighty and 160 meters will start to become useful again from evening through very early morning hours, and DX opportunities should abound, as well as propagation across the USA with short, medium and long skip available. Remember that we are really sliding down toward the nadir of the sunspot cycle, and that the higher HF bands will begin to suffer when compared to the heydays of four and five years ago. However, one good thing to think about is that the 30, 40, 80 and 160 meter bands will really come into their own when all of the higher ones are shut down.

This month I want to talk about the method of using planetary alignment as a basis for forecasting ionospheric propagation. Occasionally you will find some of my comments on this subject appended to the monthly report. This month I'd like to quote from a book by Ivan Sanderson called *Investigating the Unexplained*, Prentice-Hall, 1972, page 130:

"A few years ago, the United States government gave a six-figure grant to one of the larger commercial complexes specializing in electric, electro-magnetic and related technologies to study, over a period of three years, the possibility and validity of suggestions that the 11-1/2-year sunspot cycle might be correlated with and thus responsible for erratic and anomalous radio propagation on earth. When the technologists' report was submitted, both officialdom and orthodox science received a considerable jolt. The findings were to the effect that, while such anomalies on earth did appear to show predictable rhythms, these did not seem to coincide so much with the detected solar periodicity but rather with the movements of the planets, their conjunctions and oppositions and so forth. The consensus was that the effects were produced by gravity rather than electromagnetic interference or boosting."

My own observations are that gravitational effects of the largest nearest planet (Jupiter) and the planets closest to earth

(Mars and Venus) seem to have the greatest effect when their paths with respect to the sun form oppositions, conjunctions, and quadratures (90-degree angles) with each other and with earth. These observations are not mine alone, as considerable emphasis has been placed on such phenomena by other searchers. Exactly why this should be so is—as yet—unexplained, but I would suggest that gravitational fields play a large part, and also that the sun itself is in some way "modulated" by planetary influences, thus producing flares and other phenomena that are known to affect radio propagation on earth. If you consider that the sun and its planets may react as fluid-like masses rather than solids to gravitational "pull" or distortion, plus the fact that most of the planets have electromagnetic fields that interact with the sun's fields, we can begin to see that there are complicated interactions taking place. The earth is actually considered to be within the solarsphere and the sun's electrons and photons reach our planet in about eight minutes, while the larger and heavier particles take from several hours to a couple of days to reach us. These are captured by the earth's magnetic field and concentrated toward our North and South Poles, and we all experience the results.

By the way, in case you're interested, we have TWO full moons in September: one on the 1st and the other on the 30th. The autumnal equinox is on September 23rd at 00 hours and 22 minutes, just in case you wanted to know. See you next month.

EASTERN UNITED STATES TO:

GMT	30	07	04	26	08	10	12	14	16	18	20	22
ALASKA	15	20	20	20	-	-	-	-	-	-	-	18
ARGENTINA	15	15	20	20	40	-	-	10	-	-	-	10 10
AUSTRALIA	10	15	20	20	-	40	20	20	-	-	-	10
CANAL ZONE	15	40	40	40	40	-	20	10	10	10	10	10
ENGLAND	20	40	40	40	-	20	10	10	10	10	10	10
HAWAII	10	15	20	20	40	40	20	20	-	-	-	10
INDIA	20	20	-	-	-	-	-	15	-	-	-	-
JAPAN	15	20	20	20	-	-	-	-	-	-	-	10
MEXICO	15	40	40	40	40	-	20	10	10	10	10	10
PHILIPPINES	-	-	20	20	-	-	20	15	15	-	-	-
PUERTO RICO	15	40	40	40	40	-	20	10	10	10	10	10
SOUTH AFRICA	40	20	20	20	-	-	-	-	10	10	10	10
U.S.S.R.	-	40	20	20	20	-	-	10	10	15	20	20
WESTCOAST	10	15	20	20	30 40 50 60	-	-	-	-	10	10	10

CENTRAL UNITED STATES TO:

GMT	30	07	04	26	08	10	12	14	16	18	20	22
ALASKA	10	15	20	20	20	-	-	-	-	-	-	-
ARGENTINA	15	15	20	20	20	-	-	10	-	-	-	10 10
AUSTRALIA	10	15	15	20	20	40	40	20	-	-	-	10 10
CANAL ZONE	15	15	20	20	-	40	40	10	10	10	10	10
ENGLAND	-	-	-	-	-	-	10	10	15	15	20	20
HAWAII	15	15	20	20	40	40	40	20	-	-	-	10 10
INDIA	-	20	-	-	-	-	-	20	15	-	-	-
JAPAN	10	15	20	20	20	-	-	-	-	-	-	-
MEXICO	15	15	20	20	-	40	40	10	10	10	10	10
PHILIPPINES	15	-	-	-	-	-	-	20	10	10	-	-
PUERTO RICO	15	15	20	20	-	40	40	10	10	10	10	10
SOUTH AFRICA	20	20	20	20	-	-	-	-	10	10	15	15
U.S.S.R.	-	-	20	20	-	-	-	20	15	15	15	20 20

WESTERN UNITED STATES TO:

GMT	30	07	04	26	08	10	12	14	16	18	20	22
ALASKA	10	15	-	20	20	20	20	20	20	20	20	-
ARGENTINA	10	15	15	20	20	20	-	-	10	-	-	10 10
AUSTRALIA	10	15	15	20	20	20	40	-	-	-	-	-
CANAL ZONE	10	15	15	20 20 40 20	-	-	-	-	15	10	10	10
ENGLAND	-	-	-	-	-	-	-	-	-	15	20	15
HAWAII	10	10	15	20	40	40	40	40	15	15	15	15
INDIA	-	20	-	-	-	-	-	-	20	15	-	-
JAPAN	10	15	-	20	20	20	20	20	20	20	20	-
MEXICO	10	15	15	20 20 40 20	-	-	-	-	15	10	10	10
PHILIPPINES	10	10	-	-	-	-	-	-	20	15	15	-
PUERTO RICO	10	15	15	20 20 40 20	-	-	-	-	15	10	10	10
SOUTH AFRICA	20	20	-	20	-	-	-	-	-	10	15	15
U.S.S.R.	-	-	-	20	20	-	-	-	-	15	15	20 20
EAST COAST	10	15	20	20	30 40 50 60	-	-	-	-	10	10	10

*15-40 higher band

†10-20 lower band

SEPTEMBER 1993

SUN	MON	TUE	WED	THU	FRI	SAT
			1 F	2 F	3 F-G	4 G
5 G	6 G	7 G	8 G	9 G-F	10 F	11 F
12 F-G	13 G	14 G	15 G	16 G-F	17 F	18 F-G
19 G	20 G	21 G-F	22 F-P	23 P	24 P	25 P
26 P-F	27 F	28 F-G	29 G	30 G		

FT-2200/7200

2-m/70-cm Mobiles

- **Frequency Coverage:**
FT-2200
RX: 110-180 MHz
TX: 144-148 MHz
FT-7200
RX/TX: 430-450 MHz
- 50 Memory Channels
- Wide Receiver Coverage:
110-180 MHz
- AM "Aircraft" Receive:
110-139 MHz
- Built-In DTMF Paging/Coded Squelch
- Power Output 50/25/5 Watts
- CTCSS Encode Built-In
- 10 Memory DTMF Auto Dialer
- Selectable Channel Only Display
- Remote Operation w/ Optional MW-2
- Optional Digital Voice Storage System
- Backlit DTMF Mic
- **Accessories:**
FTS-27 CTCSS Decode Unit
DVS-3 Digital Voice System Unit
MW-2 Remote Control/Wireless Mic
SP-7 External Speaker

"The FT-2200 answers my problem! It fits anywhere, and the 3 power levels are great!"

"Yaesu did it again!"



"I like the FT-2400H!"

"Rugged performance is my answer!"

FT-2400/7400H

2-m/70-cm Mobiles

- **Frequency Coverage:**
FT-2400H
RX: 140-174 MHz
TX: 144-148 MHz
FT-7400H
RX/TX: 430-450 MHz
- Rugged Mil-Spec Design
- Advanced Track Tuning (ATT)
- 31 Memory Channels
- Wide Receiver Coverage:
140-174 MHz
- Selectable Alpha-Numeric Display
- Largest 2-Meter Display Available
- CTCSS Encode Built-In
- Power Output
50/25/5 Watts
- Flip Up Front Control Panel Hides Seldom Used Buttons
- Backlit DTMF Mic
- **Accessories:**
FTS-17A CTCSS Decode Unit
FRG-6 DTMF Paging Unit
SP-4 External Speaker
FP-700 Power Supply

For your sleek compact car, the sculptured FT-2200 looks terrific. With leading-edge features, performance and reliability too, it's the perfect answer to your 2-m needs. At 5.5"W x 1.6"H x 6.5"D the FT-2200 installs nearly anywhere. And, it does "lead" with features like optional Remote Control Wireless Mic – first in the world for any 2-m mobile and AM Aircraft Receive – first in a Yaesu mobile. Performance? The FT-2200 has more than twice the memories of the competition! Reliability? Its bright, new LCD display and backlit DTMF Mic makes night mobilizing safe. Features, performance, reliability – in a powerful little package. See your dealer for *this* answer to your 2-m needs.

The Yaesu FT-2400H set the standard by which all 2-m mobiles are judged. The first and only amateur radio to pass rugged MIL STD 810D tests for shock and vibration, its one-piece die-cast chassis with extra large heat sink gives years of trouble-free operation. With 50 watts of TX power, large alpha-numeric display, auto display dimmer, exclusive backlit DTMF Mic and advanced track tuning front end for superior receiver performance, the popular FT-2400H is the choice of amateurs in the know. Features, performance, reliability – ready to go anywhere. See your dealer for *this* answer to your 2-m needs.



Yaesu answers your 2-m mobile needs.



YAESU

Performance without compromise.SM

© 1993 Yaesu USA, 17210 Edwards Road, Cerritos, CA 90701 (310) 404-2700

Specifications subject to change without notice. Specifications guaranteed only within amateur bands. Some accessories and/or options are standard in certain areas. Check with your local Yaesu dealer for specific details.

KENWOOD

Talk about a great deal. Get a cash discount on the world's most talked about radios.

- TS-950SDX** An industry first! 50-volt, MOS FET final amplifier and DSP for superior linearity. 150 watts output•All-band HF transceiver with general coverage receiver•Switchable AGC, selectable IF filters with memory, dual-mode noise blankers, IF notch filter, CW reverse mode, CW pitch, SSB slope tuning, IF and AF variable bandwidth tuning
•Built-in CW memory keyer (DRU-2 voice keyer optional)
- TS-850S** All-band HF transceiver with general coverage receiver, 100 watts•SSB slope tuning, CW variable pitch and reverse control, IF notch, 1-Hz fine tuning function•Superb receiver sensitivity and extremely quiet noise floor•SSB HIGH BOOST function to bust through the pile-ups•Filter options for both first and second IF sections•Built-in CW memory keyer (DRU-2 voice keyer optional)
- TS-450S** All-band HF transceiver with general coverage receiver, 100 watts•Wonderfully easy to use, yet high-performance package
•Filter options for superb receiver performance
- TM-241A** Wide band receiver coverage•CTCSS encode built-in•Three power settings: 5, 10, and 50 W•20 full-function memory channels store everything you need•Multiple scanning functions
- TM-732A** 50 watts on 2m, 35 watts on 70cm•Wide coverage receiver•CTCSS encode built-in, decode optional•50 memory channels•Unique S-meter squelch•Remote controllable via DTMF
- TM-742A** 2m, 50 watt/70cm,35 watt modular FM transceiver•101 memory channels for each band•CTCSS encode built-in•Wide band receiver•Optional modules for 28, 50, 220, or 1200 MHz•Remote-mountable front panel
- TH-28A**
TH-48A TH-28A: •2m pocket HT, 2.5 watts output •Sub-receiver for 70cm band•Alpha numeric display and message paging•CTCSS encode/decode built-in•Wide band receiver•40 memory channels
•TH-48A: Similar to the TH-28A, but covers the 440 MHz band, and has a 2 meter receiver
- TH-78A** Full duplex cross-band operation•CTCSS encode/decode built-in•Alpha numeric display and message paging•Wide band receiver
•50 memory channels • Sliding keyboard cover and illuminated keypad



The Savings Start Here

To our customers: Present this completed coupon at the time of purchase to your authorized Kenwood Amateur Radio dealer for your discount. This coupon may be used only for the Kenwood models listed here, for the appropriate discount indicated. This coupon is not good for cash. Offer good only at authorized dealers. To authorized Kenwood dealers: Indicate the radio purchased and discount amount. Send this coupon, along with a copy of the sales receipt, to Kenwood Communications Corp.

Please check model purchased & discount

<input type="checkbox"/> TS-950SDX	\$100 off	<input type="checkbox"/> TM-732A	\$30 off
<input type="checkbox"/> TS-850S*	\$50 off	<input type="checkbox"/> TM-742A	\$30 off
<input type="checkbox"/> TS-450S*	\$50 off	<input type="checkbox"/> TH-28/48A	\$20 off
<input type="checkbox"/> TM-241A	\$20 off	<input type="checkbox"/> TH-78A	\$20 off

**With or without Tuner*

Coupon offer valid in USA only; void where prohibited. This coupon has no cash value. Coupon must be filled out by customer and accompanied by copy of sales receipt to be valid. Not valid with any other offers or discounts. Coupon offer valid between August 1 and September 30, 1993 only.

NAME _____
 ADDRESS _____
 CITY, STATE, ZIP _____
 PHONE _____

KENWOOD COMMUNICATIONS CORPORATION

Amateur Radio Products Group
 P.O. Box 22745, 2201 E. Dominguez Street
 Long Beach, California 90801-5745

©Copyright 1993 Kenwood Communications Corporation
 All rights reserved

93ARD-0689