


Price \$39.95

C.B. TUNE-UP MANUAL MASTER EDITION Volume I



Covers Over 2000 Different Radios
Includes 23 & 40 Channel
And all Export CBs
This Manual Will Cover
99% of all Radios

NEWLY REVISED
AND UPDATED

TABLE OF CONTENTS

Page	Page	Page
<u>TUNE-UP SECTION.....4</u>	GreatRadios.....17	Regency Radios.....36
Actionline Radios.....4	Ham International.....17	Roadmaster Radios.....36
Alaron Radios.....4	Handic Radios.....17	Roberts Radios.....36
American Electronics .4	Hitachi Radios.....17	Robyn Radios.....36,37
Argo Radios.....4	HY-Gain Radios.....18	Royce Radios.....37,38
Argus Radios.....5	ITT Radios.....18	Rystal Radios.....38
Audiovox Radios.....5	Intek Radios.....18	Saga Radios.....39
Automatic Radios.....5	J.C. Penny Radios.....19	Sam Radios.....39
Beltek Radios.....5	JIL Radios.....19	Sankyo Radios.....39
Beta Radios.....5	Johnson Radios.....19,20	Sanyo Radios.....39
Boman Radios.....5,6	K-40 Radios.....20	SBE Radios.....39,40
Bristol Radios.....6	K-Mart Radios.....21	Sears Radios.....40
Browning Radios.....6	Kingshood Radios.....21	Shakespeare Radios...41
Caltron Radios.....6	Kraco Radios.....21,22	Shark Radios.....41
Channel Master.....6	Kris Radios.....22	Sharp Radios.....41
Claricon Radios.....6,7	Lafayette.....22,23	Siltronix Radios...41
Clarion Radios.....7	Lake Radios.....23	Sparkomatic Radios...41
Cobra Radios.....7,8,9	Lincoln Radios.....23	Stag Radios.....42
Colt Radios.....9,10	Marko Radios.....23	Standard Radios.....42
Command Radios.....10	Medallion Radios.....23	Starfire Radios.....42
Commtron Radios.....10	MetroSound Radios...24	Stereosonic Radios...42
Connex Radios.....10	Midland24,25,26,27	Superscope Radios...42
Convoy Radios.....11	Mopar Radios.....27	Superstar Radios....42
Courier Radios.....11	Morse/Electroponic...27	Surveyor Radios.....43
C.P.I. Radios.....11	Motorola Radios.....27,28	Teaberry Radios.....43
Craig Radios.....12	N.D.I. Radios.....28	Tenna Radios.....44
Dak Radios.....12	Nuvox Radios.....28	Texas Star Radios...44
Echo Radios.....12	Olson Radios.....28	Thunder Radios.....44
Fanon Radios.....12,13	Ominivox Radios.....28	Tram Radios.....44
Falcon Radios.....13	Orbitsonic Radios...28	Tristar Radios.....44,45
FieldmasterRadios...13	Pace Radios.....28,29	TRS Challenger Radios 45
Formac Radios.....13	Pal Radios.....29	Truetone Radios.....45,46
Fox Radios.....13	Palomar Radios.....29,30	Unic Radios.....46
Fulcomm Radios.....13	Panasonic Radios.....30	Uniden Radios.....46,47
Fuzzbuster Radios...14	Pearse Simpson30,31	Unimetrics Radios...47
Galaxy Radios.....14	Pioneer Radios.....31	Utac Radios.....47
Gemtronics Radios...14	President Radios...31,32	Vector Radios.....47
General Electric...15	Pyramid Radios.....32	Wards Radios.....48
General Motors-Delco 16	Questar Radios.....32	Wells Radios.....48
Globe Radios.....16	Ranger Radios.....33	Westpoint Radios...48
Granada.....16	Ray Jefferson Radios 33	Whistler Radios.....48
Gran Prix.....16	RCA Radios.....33	Xtal Radios.....48
	Realistic...33,34,35,36	Zodiac Radios.....49
<hr/>		
Radio Modification Section.....		49
Repair Tip Section.....		60
Variable Alignment Section.....		62
Index.....		68

© 1995

All Domestic and Foreign Rights Reserved



081392 10:57 PM

©1995 Thomas Publishing (217) 466-4210

[1]

CB TUNE-UP MANUAL Master Edition Vol. I

REVISED EDITION

FIRST PRINTING - August 1992

SECOND PRINTING - January 1995

CB TUNE-UP MANUAL MASTER EDITION

VOLUME I

Printed in the United States of America

Copyright © 1992, 1995

by

THOMAS PUBLISHING

Paris, Il 61944

COPYRIGHT © 1995

All rights reserved. Reproduction or use, without express permission, of editorial, pictorial, or graphic content, in any manner is prohibited.



Thomas Publishing

Manuals that pay from their first use.



DISCLAIMER

Every precaution was made to limit all errors. However the publisher assumes no responsibility for errors or omissions. Neither is any liability assumed for damages resulting from the information's use contained herein.

INTRODUCTION

Improving C.B. performance is often attempted by many without knowing which adjustments to use, or modifications to make. Even more frustrating is trying to remember or compile this information for future use. It has been our goal to supply this information in an easy to understand MANUAL FORMAT. However this information is not intended to be used to exceed F.C.C. specifications. Some information is for EXPORT use ONLY.

In COLUMN 1 you will find the MODEL NUMBER of each radio, COLUMN 2 provides MODULATION information, COLUMN 3 provides AM POWER ADJUSTMENTS, and COLUMN 4 lists S.S.B. ADJUSTMENTS if applicable. On some S.S.B. models we have shown 2 adjustments. The first will be for S.S.B. modulation and the second is for the S.S.B. power (ALC). If only one adjustment is shown in the Ssb column then it will be for S.S.B. power (ALC).

On some models you will notice that we have not listed the POWER ADJUSTMENTS. Our reasoning for these omissions were due to the fact that on certain radios we found that increasing the MODULATION ONLY was needed, or the POWER ADJUSTMENTS were of little importance. We HIGHLY RECOMMEND Paradyamic's PDC-600-LP METER made by Valor for adjusting and checking your RADIOS. Another good meter is the TC-4001 DOSY TEST CENTER METER. It is a very accurate meter and it also shows SSB MODULATION.

We also welcome any ideas, suggestions, or tips that you may have or would like to share for our future MANUALS. Please be as specific as possible on any tips that you may send to us. Your help will be greatly appreciated.

Send to : THOMAS PUBLISHING, 128 EAST WOOD, PARIS, IL 61944

HOW TO USE THIS MANUAL

In COLUMN 1 you will find the MODEL NUMBER of each radio, COLUMN 2 provides MODULATION information, COLUMN 3 provides AM POWER ADJUSTMENTS, and COLUMN 4 lists S.S.B. ADJUSTMENTS if applicable. On some S.S.B. models we have shown 2 adjustments. The first will be for S.S.B. modulation and the second is for the S.S.B. power (ALC). If only one adjustment is shown in the SSB column then it will be for S.S.B. power (ALC).

MANUFACTURER NAME			
MODEL	MODULATION	AM POWER	SSB POWER
MCB-5000 ¹ ←	R268 or Cut D207 or Rem.C273	L202,L204	RV8,RV5
See footnote for more specific information.	Adjust R268 for modulation or cut one end of D207 or remove C273 from the circuit.	Adjust L202 & L204 for Am Power .	Adjust RV8 for SSB modulation & RV5 for SSB power.

Some of the POWER ADJUSTMENTS listed do not have tuning slugs. However these coils can still be adjusted by either spreading the coils or by moving the coils closer together. These coils can be modified by removing 1 turn in order to allow you to move them closer together, and increase tuning range.

ACTIONLINE RADIOS			
MODEL	MODULATION	AM POWER	SSB POWER
WCB-10 ^{Emergency Radio}	RV1		

ALARON RADIOS			
MODEL	MODULATION	AM POWER	SSB POWER
B-1025	VR7 or Cut D14	L11,L10,L9	
B-1100	VR3 or Remove C72	L15,L16	
B-1150	VR5 or Cut D11 & D12	L15,L16	
B-4075	VR219 or Cut D201 or D204	L307,L308,L309,L306	
B-4085	RV202 or Remove C210	L306,L307,L308	
B-4900	Remove C228 or Cut D208	L401,L403,L406	
B-5050A	VR219 or Cut D201 or D204	L307,L308,L309,L306	
B-5200	VR4	L5,L8,L9	

AMERICAN ELECTRONICS RADIOS			
MODEL	MODULATION	AM POWER	SSB POWER
76-501	VR4 or Cut D18	L8,L10	
76-551	VR4 or Cut D7	L8,L9	
76--601	VR4 or Cut D18	L8,L10	

ARGO RADIOS			
MODEL	MODULATION	AM POWER	SSB POWER
ARGO 300	VR4 or Remove C135	RV6(AM), RV7 (FM)	

ARGUS RADIOS

MODEL	MODULATION	AM POWER	SSB POWER
5000	RV12	RV11	RV6,RV3

AUDIOVOX RADIOS

MODEL	MODULATION	AM POWER	SSB POWER
100	Cut D12		
MCB-500	R68 or Cut D16	L5	
MCB-750	VR3 or Cut D9	T7,L3,L4	
MCB-1000	VR5 or Cut D11 & D12	L16,L15,L14,VR10	
MCB-2000	R145 or Cut D108 or Rem.C173	T114,T115	
MCB-3000	VR5 or Remove C48	T8,T9	
MCB-5000	R268 or Cut D207 or Rem.C273	L202,L204	
MDU-6000	R279 or Cut D220 or D215	L202	
WINDSOR	VR5 or Cut D11 & D12	L16,L15,L14,VR10	

AUTOMATIC RADIOS

MODEL	MODULATION	AM POWER	SSB POWER
CBH-2265	R207 or Cut D201	L205	

BELTEK RADIOS

MODEL	MODULATION	AM POWER	SSB POWER
ENDURO 5	R142	C142,L115	
ENDURO 23	R191 or Cut CR120 & CR121	L115	

BETA RADIOS

MODEL	MODULATION	AM POWER	SSB POWER
BETA 23 DELUXE	Cut R78		

BOMAN RADIOS

MODEL	MODULATION	AM POWER	SSB POWER
CB-515	RV5 or Cut D10	CV1	
CB-555	VR481 or Cut D481 & D482	L451,L463	
CB-720B	Cut CD12	L3	
CB-725	VR481 or Cut D481 & D482	L451,L463	
CB-750	FVR3 or Cut D10	L23,L22	
CB-770	VR206 or Cut D213	VC201,L301	VR205
CB-775	Cut D17	L7,L6	
CB-910	RV2 or Remove C96	L7,L11,L12	
CB-920	RV2 or Remove C96	L7,L11,L12	
CB-930	RV2 or Remove C96	L7,L11,L12	
CB-950	RV12 or Remove Q37 & Q38	VR4	RV11,RV2

BOMAN RADIOS

MODEL	MODULATION	AM POWER	SSB POWER
CBH-900	RV2 or Remove C96	L7,L11,L12	
CBH-990	RV2 or Remove C96	L7,L11,L12	
CBM-6100	Cut D221	L301,L314	
CBR-9600	RV105	L111,L113	
CBR-9900	VR902	L903,L905	
CBR-9940	VR902 and VR903	VR901	
CBR-9950 AM/FM/CB	VR2	L4,L3,L1	

BRISTOL RADIOS

MODEL	MODULATION	AM POWER	SSB POWER
CB-2271	Cut D481 & D482	L451,L463	

BROWNING RADIOS

MODEL	MODULATION	AM POWER	SSB POWER
BARON	R134 or Cut CD36	L5,L7,L3	R130
BROWNIE 23	Cut CD12	L3,L5	
BROWNIE 40	Cut CD12	L3,L5	
LTD	R85 or Remove Q23	L2,L5	R96
MARK 4A	R603	T303,C602	R318
SABRE	Cut D11 & CD12	L5,L3	
SST (EARLY PRO)	Cut D19 & D20	A20,A21	
SST (LATE PROD)	Cut D18 & D19	L2,L5	
SST 2	Cut D11 & CD12	L5,L3	

CALTRON RADIOS

MODEL	MODULATION	AM POWER	SSB POWER
CB-7500	VR6 or Cut D24 & D25	L18,L20,L21	

CHANNEL MASTER RADIOS

MODEL	MODULATION	AM POWER	SSB POWER
CB-6830	VR7 or Cut D505	L906,L903	
CB-6832	VR7 or Cut D505	L906,L903	
CB-6834	VR6 or Cut D506 or D505	L903,L905	
CB-6835	VR6 or Cut D506 or D505	L903,L905	

CLARICON RADIOS

MODEL	MODULATION	AM POWER	SSB POWER
ACTIVATOR (30800)	R152 or Cut CR107	L111,C162	
PRIVATEER (30600)	R152 or Cut CR107	L111,C162	
RAIDER (30500)	VR4 or Cut D13	L16,L14	

CLARICON RADIOS

MODEL	MODULATION	AM POWER	SSB POWER
INTRUDER (30200)	R152 or Cut CR107	L111,C162	
PIRATE (30400)	R152	L10,C154	
71200	R152	L111,L110	

CLARION RADIOS

MODEL	MODULATION	AM POWER	SSB POWER
DMA-066	VR201	L201,L204	
JC-201E (CB UNIT)	Cut D201	L207	
JC-202E	VR201	L201,L204	
JC-203E	VR201 or Cut D205	L203	
PE-672E	VR201	L201,L204	
RCJ-003	VR201	L201,L204	
TC-203C	VR201 or Cut D205	L203	

COBRA RADIOS

MODEL	MODULATION	AM POWER	SSB POWER
7 PLUS	VR4 or Cut D8	L11,L12,L13	
10 PLUS	VR4 or Cut D8	L11,L12,L13	
18 LTD	Cut D13 or Cut R84	L7,L6,L5	
18 PLUS	Cut D12	L7	
18 RV	RV501 or Cut D502	L304,L305,L306	
19	Cut D11	L5,L8,L9	
19 GTL	VR6 or Cut D9	L15,L16,L17	
19 LTD	VR6 or Cut D9	L15,L16,L17	
19 LTD CLASSIC	VR4 or Cut D7	L7,L8	
19 M	Remove C73	L8,L5,L3	
19 PLUS	RV501 or Cut C511	L305,L306	
19 PLUS ¹	RV4 or Cut D8	L11,L12,L13	
19XS	Cut D105		
20 (B&K)	Cut CD20 & CD21	T11,T10,C60	
20 LTD	Cut D13		
20 PLUS	RV501 or Cut C511	L305,L306	
20 PLUS ¹	RV4 or Cut D8	L11,L12,L13	
21	Remove C105 & C106	L12,L9	
21A (OLD)	Cut D24	L9,L8	
21 GTL	VR5 or Cut D9	L13,L10,L9,L8	
21 LTD	VR5 or Cut D9	L13,L10,L9,L8	
21 LTD CLASSIC	VR4 or Cut D7	L7,L8	
21 PLUS	Cut 1.5K Res. next to TR34	L12,L10	
21X	VR207 or Cut D212	L212,L214	

COBRA RADIOS

MODEL	MODULATION	AM POWER	SSB POWER
21 XLR	RT4 or Cut D13	L15,L12,L11	
23 PLUS	RV501 or Cut D502	L304,L306,L307	
25 GTL	VR5 or Cut D9	L13,L10,L9,L8	
25 LTD	VR5 or Cut D9	L13,L10,L9,L8	
25 LTD CLASSIC	VR5 or Cut D9	L10,L9,L8	
25 PLUS	Cut 1.5K Res. next to TR34	L12,L10	
26	Cut D24	L7,L8	
28A	Cut CD28 & CD29	T12,L2,L5	
29A (OLD)	Cut D24	L7,L8	
29 XLR	VR5 or Cut D14	L15,L12,L11	
29 GTL	VR4 or Cut D11	L14,L13,L12	
29 LTD	VR4 or Cut D11	L14,L13,L12	
29 LTD CLASSIC	VR4 or Cut D11	L14,L13,L12	
29 LTD GOLD	VR4 or Cut D11	L14,L13,L12	
29 PLUS	Cut D20	L12	
31 PLUS	Cut D19	L13,L12,L11	
32 XLR	Cut CD11 & CD12	L5,L3	
33 PLUS	VR4 or Cut D17	L11,L9	
39 LTD (S.O.S.)	RV1		
40 PLUS	RV104 or Cut D203	L305,L306	
40X	RV201 or Cut D203 or C215	L304,L305,L306	
41 PLUS	RV4 or Cut D21	L19,L20,L21	
45 XLR	VR105 or Cut D119	L113,L109	
46 XLR	VR105 or Cut D119	L113,L109	
47 XLR	VR105 or Cut D119	L113,L109	
50 XLR	VR5 or Cut D119	L109	
55 XLR	VR5 or Cut D119	L109	
62 XLR	VR3 or remove C67	L16,L15,L12	
63 GTL	VR3 or Cut D11	L11,L10,L9	
66 GTL	VR2 or Cut D4	L14,L15,L17	
66 LTD	Cut R54		
67 LTD	RV4 or Cut D212	L306,L307,L308	
77X	VR207 or Cut D212	L211,L212,L214	
78X	VR6 or Cut D9	L11,L12,L15	
85	Remove Q17 from Circuit	L3,T4	
86 XLR	Cut CD9	L3	
CAM 89	Add a 1K Resistor in series with C110	L13,L12,L9	
87 GTL	VR6 or Cut D16	L17,L16,L13	
89 GTL	VR6 or Cut D16	L17,L16,L13	

COBRA RADIOS

MODEL	MODULATION	AM POWER	SSB POWER
89 XLR	VR5 or Cut D14	L15,L12,L11	
90 LTD	RV201 or Cut D203		
132(OLD)	Cut Q25 From Circuit	T14,T15,L3,C116	R136
132A	Cut CD39 & CD40	R79	R87
132 XLR	R134 or Cut R125	L3	R130
134	Cut D40 & D41	L8,L10	VR15
135(OLD)	Cut Q25 From Circuit	T14,T15,L3,C116	R136
135 XLR	R134 or Cut R125	L3	R130
138A (OLD)	Cut D40 & D41	L8,L10	VR15
138 XLR	VR7 & VR6	VR8	CT7
139	VR12 or Cut D63	L12,L10	VR15
139 XLR	VR7 & VR6	VR8	CT7
140 GTL	Cut R104	VR6	VR7
142 GTL	Cut R104	VR6	VR7
146 GTL	VR5 or Remove TR29	VR10	VR6
148 GTL	Cut R131	VR10	VR11
148 GTL-DX ⁴	VR5	VR11	VR7
148 GTL-DX ²	VR14 or remove TR32	VR13	VR12
148 GTL-B	RV14	RV15	RV13
148 GTL-DX ³	RV12	RV11	RV6,RV3
1000 GTL	VR6 or Cut D16	L17,L16,L13	
2000 GTL	Cut R131	VR10	VR11
GTL 150	RV14	RV13	RV12,RV4

1 New Model. Has Plastic Case.

2 Late Production Model - See Adjustment Chart on Page 64.

3 Copy Version of original 148 GTL-DX. - See Adjustment Chart on Page 65.

4 Early Production Model - See Alignment Chart on page 62

COLT RADIOS

MODEL	MODULATION	AM POWER	SSB POWER
SX33	RV2 or Remove C96	L7,L11,L12	
190	R71		
210	RV201 or Cut D203	L305,L306	
222	RV201 or Cut D203	L305,L306	
290	RV2 or Remove C96	L7,L11,L12	
320DX	RV14	RV13	RV12,RV4
320FM	RV14	RV13	RV12,RV4
350	RV121 or Cut D19 & D20	L34,37	
355	RV201		
357 ¹	VR4	L11,L12,L13	

COLT RADIOS			
MODEL	MODULATION	AM POWER	SSB POWER
357 ²	RV3	L5	
390	RV2 or Remove C96	L7,L11,L12	
444 ⁵	Remove C99	L12,L15,L16(Hi Pwr)	
480	RV12 or Remove Q37 & Q38	VR4	RV11,RV2
485	RV12 or Remove Q37 & Q38	VR4	RV11,RV2
485DX	RV12 or Remove Q37 & Q38	VR4	RV11,RV2
510	RV201 or Cut D203	L304,L305,L306	
800	RV2 or Remove C96	L7,L11,L12	
870	RV2 or Remove C96	L7,L11,L12	
870 (Export)	RV2 or Remove C96	L7,L11,L12	
1000	RV12 or Remove Q37 & Q38	VR4	RV11,RV2
1200	RV12	VR9	VR2
1200-DX	RV14	RV13	RV12,RV4
1600-DX	RV12	RV11	RV6,RV3
2000-DX	RV12	RV11	RV6,RV3
2400	RV12	RV11	RV6,RV3
COLT EXCALIBUR ³	VR14 or Cut R249	VR13	VR12
COLT EXCALIBUR ⁴	RV14	RV13	RV12,RV4

1 New Chassis Model.

2 Old Chassis Model.

3 Models using the EPT360010Z Board. - See Adjustment Chart on Page 64.

4 Models using the PTBM121D4X Board. - See Adjustment Chart on Page 64.

5 See Alignment Adjustment Chart on Page 62

COMMANDO RADIOS			
MODEL	MODULATION	AM POWER	SSB POWER
2310	RV5 or Cut D10	CV1	
2320	VR7 or Cut D14	L11,L10	
2325	VR7 or Cut D14	L11,L10	
2340	Cut R82 or Cut D11	L19,L18	

COMMTRON RADIOS			
MODEL	MODULATION	AM POWER	SSB POWER
VIII	RV201 or Cut D203	L304,L305,L306	
XII (Export)	RV201 or Cut D203	L304,L305,L306	

CONNEX RADIOS			
MODEL	MODULATION	AM POWER	SSB POWER
3300	Cut R249 & R246	VR13(L Pwr), L32,L33(HI)	

CONVOY RADIOS			
MODEL	MODULATION	AM POWER	SSB POWER
CON-400	R121 or Cut D19 & D20	L34,L37	
CON-430	VR102 or Cut D112	L113,L116	
CON-450	R85	L25	

COURIER RADIOS			
MODEL	MODULATION	AM POWER	SSB POWER
BLAZER 40D	VR9 or Cut D12	T13,L9	
CADET	Cut D4	L14,L15	
CARAVELLE II	VR6 or Cut D6	L2	
CARAVELLE 40D	R504 or Cut D503	L404,L403	
CENTURIAN 23	VR14 or Cut D46 & D47	VR17,L12,L14	VR12,L15
CENTURIAN 40D	RT601	RT14	CT3
CENTURIAN PLL40	RT9 or Cut D24	RT14	CT3
CLASSIC II	R715	C934,L14,L15	
CLASSIC III	R523 or Cut D506	L908,L912,L913	
CLASSIC IV	RV3 or Cut D9	L11,L13	
CLASSIC PLL40	VR6 or Rem. C508 or Cut D505	L903,L906	
CONQUEROR II	VR6 or Cut D6	L2	
CONQUEROR 40D	R504 or Cut D503	L404,L403	
CRUISER	Cut D17 or D18	L7,L8,L9	
GALAXY	VR11 or Cut R104	VR6	VR7
GALAXY IV	RV3	RV7	RV8
GALAXY V	VR14 or Cut R249	VR13	VR12
GALAXY VI	VR14 or Cut R249	VR13	VR12
GLADIATOR	VR14	VR17	VR15
NIGHTRIDER 40DR	VR301	L120,L119	
RANGLER 40D	VR301	L120,L119	
REBEL 23+	Cut D12	L13,L12,L9	
REBEL40A	VR207 or Cut D212	L211,L212,L214	
REBEL PLL	VR207 or Cut D212	L214	
REDBALL	Cut D17 or D18	L7,L8,L9	
RENEGADE 40	VR9 or Cut D12	T13,L9	
ROGUE 40	VR5 or Cut D12	L9	
SPARTAN SSB	Cut D54 & D53	VR14	VR9
TRAVELLER II	VR6	L16,L18,L20	

C.P.I. RADIOS			
MODEL	MODULATION	AM POWER	SSB POWER
CP400	R699 or Cut Base Leg of Q410	R205	R274

CRAIG RADIOS

MODEL	MODULATION	AM POWER	SSB POWER
4101	VR4 or Cut D18	L6,T9,T10	
4102	VR4 or Cut D18	L6,T9,T10	
4103	R192 or Cut CR118 & CR119	L111,L110	
4104	R192 or Cut CR118 & CR119	L111,L110	
4201	R192 or Cut CR118 & CR119	L111,L110	
L-101	R226 or Cut R224	L305,L308,L309	
L-102	R348 or Cut CR312	L311,L315	
L-103	Cut D8	L16	
L-104	VR5 or Cut D9	L10	
L-131	R605 or Cut CR602	L109,L106	R130
L-132	Cut R104	VR6	VR7
L-150	Cut D4	L14,L15,L17	
L-231	R605 or Cut CR602	L109,L106	R130
L-232	Cut R104	VR6	VR7
L-600	VR402 or Cut R461	T409,T410	

DAK RADIOS

MODEL	MODULATION	AM POWER	SSB POWER
DAK IX (OLD TYPE)	RV202 or Remove Q202	C714	
DAK X	Remove Q37 & Q38	RV201	RV2
MARK II	Remove C226	L307,L308,L309	
MARK V	RV202 or Cut D202	L306,L307,L308	

ECHO RADIOS

MODEL	MODULATION	AM POWER	SSB POWER
ECHO 49er	VR5 or Cut D17	L9,L8,L7	
ECHO 99er	R74 or Cut D4	T7,L14,L15	

FALCON RADIOS

MODEL	MODULATION	AM POWER	SSB POWER
FALCON 2000	RV12	RV11	RV6,RV3

FANON RADIOS

MODEL	MODULATION	AM POWER	SSB POWER
10-40 AM / FM/ CB	VR4	L5,L8,L9	
FANFARE 100	Cut D12	L9,L12	
FANFARE 100F1	VR207 or Cut D212	L211,L212,L214	
FANFARE 120	VR5 or Cut D7	L8,L9	
FANFARE 125F	VR5 or Cut D12	T14,T13,L9	
FANFARE 182F	VR9 or Cut D12	T14,T13,L9	

FANON RADIOS			
MODEL	MODULATION	AM POWER	SSB POWER
FANFARE 184DF	VR9 or Cut D12	T14,T13,L9	
FANFARE 185DF	VR301	L118,L120,L119	
FANFARE 185PLL	VR301	L118,L120,L119	
FANFARE 190DF	VR301	L118,L120,L119	
FANFARE 350F	VR8 or Cut D33	VR6	VR7
FANFARE 700	R40 or Remove Q8	L3,C6	
FANFARE 880	VR6 or Cut D6	L2	
FANFARE 880DF	R504 or Cut D503	L404,L403	
FANON SFT-400	Cut D10 & D9	A10	
FANON SFT-500	Cut D10 & D9	A10	
FANON SFT-900	VR203 or Cut D204	A16,A17	
FANON T-600	R510 or Cut D503	L901,L902	
FANON T-700	R510 or Cut D503	L901,L902	
FANON T-800	R510 or Cut D503	L901,L902	
FANON T-1000C	VR6 or Cut D505	L911	

FIELDMASTER RADIOS			
MODEL	MODULATION	AM POWER	SSB POWER
MICRO-MINI 40	RV401	L13,L10	

FORMAC RADIOS			
MODEL	MODULATION	AM POWER	SSB POWER
88 Am / Fm Export	RV2	L7,L11,L12	
FORMAC 40	VR2 or Remove C96	L7,L11,L12	
FORMAC 240	VR3(Lo.Mod),VR4(Med.Mod), VR5(HI Pwr Mod)	LT3,LT2(Hi.Pwr), VR6(Mid Pwr),VR7(Lo Pwr)	
FORMAC 700	VR3(Lo.Mod),VR4(Med.Mod), VR5(Hi Pwr Mod)	LT6,LT5(Hi.Pwr),VR6(Mid Pwr),VR7(Lo Pwr)	

FOX RADIOS			
MODEL	MODULATION	AM POWER	SSB POWER
CB-240	RV4 or Cut R65 or R61	L9,L11,L12	
CB-340	RV201	L304,L305,L306	
CB-440	RV4	L11,L12,L14	
CB-911 ¹	RV1		

1 Emergency Radio

FULCOMM RADIOS			
MODEL	MODULATION	AM POWER	SSB POWER
2303	VR206 or Cut D213 & D214	L301,VC201	VR104,VR205
2330	VR481 or Cut D481 & D482	L451,L463	

FUZZBUSTER RADIOS			
MODEL	MODULATION	AM POWER	SSB POWER
Z-40	RV201 or Remove C253	L205,L206,L207	
Z-50	VR3 or Cut D7	LX18,LX19,LX20	
Z-80	Cut D203	L305,L306,L304,L303	

GALAXY RADIOS			
MODEL	MODULATION	AM POWER	SSB POWER
DX 33HML	Cut R249	VR13 (Hi Power)	
DX 44V	Cut R249	VR13 (HI Power)	
DX 88HL	VR14 or Cut R249	VR13	VR12
PLUS	VR14 or Cut R249	VR13	VR12
PLUTO	VR14 or Cut R249	VR13	VR12
SATURN	VR14 or Cut R249	VR13	VR12
SUPER GALAXY	VR14 or Cut R249	VR13	VR12
GALAXY SATURN ¹	VR14 or Cut R249	VR13	VR12
II	VR14 or Cut R249	VR13	VR12
2100	VR14 or Cut R249	VR13	VR14
33 PLUS	Cut R246 & R249	VR13(LOW),L32,L33(HI)	

1 New Model w / EPT360011B Board

GEMTRONICS RADIOS			
MODEL	MODULATION	AM POWER	SSB POWER
GR-11930	VR481 or Cut D481 & D482	L451,L463	
GT-44	RV2 or Remove C96	L7,L11,L12	
GT-55	RV2 or Remove C96	L7,L11,L12	
GT-230	VR5 or Rem. C56 or Cut D14	L9,L10	
GTX-23	VR481 or Cut D481 & D482	L451,L463	
GTX-36	VR481 or Cut D481 & D482	L451,L463	
GTX-66	RV2 or Remove C96	L7,L11,L12	
GTX-77	RV12 or Remove Q37 & Q38	VR4	VR2
GTX-230	VR5 or Rem. C56 or Cut D14	L9,L10	
GTX-2325	VR103 or Cut D214	VC-201	VR205
GTX-3000	R94 or Rem. C82 or Cut D16	L9,L10	
GTX-3323	VR481 or Cut D481 & D482	L451,L463	
GTX-4040	VR481 or Cut D481 & D482	L451,L463	
GTX-5000	VR4	L702 (TOP)	

Notes:

GENERAL ELECTRIC RADIOS

MODEL	MODULATION	AM POWER	SSB POWER
3-5800A	VR5 or Cut D507 or D508	L906	
3-5801A	VR7 or Cut D505	L905,L903	
3-5804	RV5 or Cut D12	T4,T5,L3	
3-5804A	VR7 or Cut D505	L905,L903	
3-5804B	VR8 or Remove Q503	L905,L903	
3-5804D	RV2 or Remove C96	L7,L11,L12	
3-5804G	RV5 or Cut D12	T4,T5,L3	
3-5804F	Cut D8 or Change R87 To 1.2K	L9,L12,L16	
3-5805A	Cut D13	L8,L9,L12	
3-5805B	RV201	L304,L305,L306	
3-5806	Cut D9	L9,L11,L12	
3-5806A	VR4	L11,L12	
3-5810A	VR7 or Cut D505 & D504	L906	
3-5810B	RV102 or Cut D111	L110,L109	
3-5811B	RV2 or Remove C96	L7,L12	
3-5813A	RV2 or Remove C96	L7,L12	
3-5813B	RV2 or Remove C96	L7,L12	
3-5814A	RV2 or Cut D10	L10,L5,L9	
3-5814B	RV2 or Remove C96	L7,L12	
3-5814D	Remove Q14		
3-5815A	VR504 or Cut D512	L903	
3-5816A	RV4	L5,L6,L7,L8	
3-5817A	RV2 or Cut D11	T3,T4,L3	
3-5818A	VR2 or Remove C98	L5,L9,L10	
3-5819A	RV2 or Remove C96	L7,L12	
3-5819B	VR2 or Remove C98	L5,L9,L10	
3-5821A	VR10 or Cut D512	L903,L905	
3-5821B	VR10 or Cut R554 or Cut D519	L903,L905	
3-5825A	RV12 or Remove Q37 & Q38	VR5	RV2
3-5825B	RV9	VR1	RV3,RV201
3-5826A	RV6	RV7	RV5,RV2
3-5827A	RV501	L305,L308	
3-5830	VR2	L4,L1,L3	
3-5869A	RV2 or Cut D10	L5,L9,L10	
3-5871A	VR6 or Cut D504 & D505	L905	
3-5871B	VR11 or Cut D504	L905,L903	
3-5875A(Superbase)	RV9 or Remove C71	VR10	RV20
3-5900A	RV3 or Remove C79	L6,L7	

GENERAL MOTORS (DELCO) RADIOS			
MODEL	MODULATION	AM POWER	SSB POWER
4120	Cut CR12	L6,L4	
4145	Cut CR12	L6,L4	
4175	Cut CR14	T8	
4230	Cut CR12	L6,L4	
70BFMCE	Remove VR2	L12	
80BCB1	RV2 or Remove C96	L7,L11,L12	
80BCB2	Remove RV2	L4,L9	
80BFTC1	RV2 or Remove C96	L7,L11,L12	
86KFTC1	RV2 or Remove C96	L7,L11,L12	
90BCB1	Remove RV2	L4,L9	
90BFMC1	Cut D9	L44	
90BFPC1	Cut D9	L44	
90BFTC1	Remove RV2	L4,L9	
90ECB1	Remove RV2	L4,L9	
91YFMC1	Cut D9	L44	
CBD-10	RV102 or Cut D111	L110,L109	
CBD-12	Cut CR11	L6,L7	
CBD-20U (90BCB2)	RV2	L4,L8,L9	
CBD-203 AM/FM/CB	RV2	L4,L8,L9	
GM23B & GM23C	Cut D9	L8	
GM123A	Cut CR11	L6,L7	
GM130	Cut CR11	L6,L7	

GLOBE RADIOS			
MODEL	MODULATION	AM POWER	SSB POWER
9000	VR7 or Cut D14	L9,L10,L11	
9001	VR7 or Cut D14	L9,L10,L11	

GRANADA RADIOS			
MODEL	MODULATION	AM POWER	SSB POWER
CB-6	RV5 or Cut D17 & D18	L16,L14	
CB-7	Remove C322 or Cut D11	L15	
FCB-27	Remove C322 or Cut D11	L15	

GRAN PRIX RADIOS			
MODEL	MODULATION	AM POWER	SSB POWER
1125	VR7 or Cut D14 or D15	L18,L17	
D-1325RF	VR481 or Cut D481 & D482	L451,L463	

GREAT RADIOS

MODEL	MODULATION	AM POWER	SSB POWER
GT-818	VR8	L901,L903,L905	
GT-838	Cut D17	T203,T204,T205	

HAM INTERNATIONAL RADIOS

MODEL	MODULATION	AM POWER	SSB POWER
120-FM	VR13(Lo Pwr Mod.),VR12(M.),VR11(Hi Mod)	VR15(Lo Pwr), VR14(M), L15,L16(Hi Pwr)	
CONCORDE II	RV14	RV13	RV12,RV4
CONCORDE III ¹	RV12	RV11	RV9,RV3
JUMBO III ¹	RV12	RV11	RV9,RV3
MAJOR 120 (Export)	RV2 or Remove C96	L7,L11,L12	
MAJOR M-360	RV12 or Remove Q37 & Q38	VR4	RV11,RV2
MULTIMODE III ¹	RV12	RV11	RV9,RV3

¹ See Adjustment Chart on Page 64.

HANDIC RADIOS

MODEL	MODULATION	AM POWER	SSB POWER
199	VR2 or Cut D23 & D12	VR5	
230	R85 or Cut D22	L25	
235	R54 or Cut D9 & D10	L6,L5	
240 (AM/FM/CB)	VR102	L113,L116	
305	Cut D6 or D7	L6,L5	
605	Cut D6 or D7	L6,L5	
605 DL	VR4 or Cut D6	L9,L8	
2305	R51 or Remove C54	L8,L7	
3605	VR6 or Cut D14 & D15	VR7	

HITACHI RADIOS

MODEL	MODULATION	AM POWER	SSB POWER
CM-2375H	Cut D12	T15,T14	
CM-2400C	Cut D17	T17,T18	
CM-2400H	Cut D17	T17,T18	
CM-2425H	Cut D19	T13	
CM-4800 C/H	Cut D17	T17,T18	

HY-GAIN RADIOS

MODEL	MODULATION	AM POWER	SSB POWER
670B & 670B-PR	RV2 or Cut D10	L7,L8,L9	
672B	RV2 or Cut D10	L7,L8,L9	
2679A	RV102 or Cut D111	L110,L109	
2680	RV102 or Cut D111	L110,L109	

HY-GAIN RADIOS

MODEL	MODULATION	AM POWER	SSB POWER
2681	RV102 or Cut D111	L110,L109	
2682	RV102 or Cut D111	L110,L109	
2683	RV102 or Cut D111	L110,L109	
2701	RV102 or Cut D111	L110,L109	
2702	RV2 or Remove C96	L7,L11,L12	
2703	RV2 or Remove C96	L7,L11,L12	
2705	Remove Q37 & Q38	VR4	RV2
2710X	RV201 or Cut D111	L106,L109,L110	
2720	RV201 or Cut D111	L106,L109,L110	
2795	RV14	RV13	RV12,RV4
2795-DX	RV14	RV13	RV12,RV4
3077	RV2 or Cut D10	L9,L8	
8795 (V)	RV12	RV11	RV6,RV3
HYGAIN I & II	RV102 or Cut D111	L110,L109	
HYGAIN VII	RV2 or Remove C96	L7, L11,L12	
HYGAIN VIII (3078)	RV7 or Cut D301	RV608	RV8,RV5
HYGAIN 9 (2679)	RV102 or Cut D111	L110,L109	
HYGAIN 16 (2716)	RV102 or Remove C209	L109,L110	
HY-RANGE I & II	Cut D6	L10,L11	
HY-RANGE Ia & IIa	RV102 or Cut D111	L110,L109	
HY-RANGE III (672)	RV103	L110,L111,VC2	
HY-RANGE IV (673)	RV103	L110,L111,VC2	
HY-RANGE V (674A)	RV7 or Cut D20 & D21	L15,L16,L17,L18	RV8,L10
HY-RANGE V (674B)	RV7 or Cut D206	RV304	RV8,RV5

ITT RADIOS

MODEL	MODULATION	AM POWER	SSB POWER
CB-4000M	R40 or Cut D10	L3,T13	
4000	VR206 or Cut D209	L211,L210.L209	
4400M	VR206 or Cut D209	L211,L210.L209	

INTEK RADIOS

MODEL	MODULATION	AM POWER	SSB POWER
INTEK 2000FM	RV14	RV13	RV12,RV4

J.C. PENNY RADIOS

MODEL	MODULATION	AM POWER	SSB POWER
981-6203	Cut D7		
981-6204 (981-7461)	RV2 or Remove C96	L7,L11,L12	
981-6212A	Cut D10		

J.C. PENNY RADIOS

MODEL	MODULATION	AM POWER	SSB POWER
981-6213	Cut D1	L5 (Same as Midland 13-866)	
981-6216 (981-3130)	RV2 or Rem. C98 or Cut D10	L10	
981-6218	RV2 or Remove C96	L7,L11,L12	
981-6221 (981-8345)	Cut D501 or D502	T704,T705	
981-6225	R2 or Remove C2	L406	
981-6235	Cut D15 & D14	L5,L8,L9	
981-6237 (981-8352)	Cut D7 or D12	T14,T15	
981-6240 (981-3445)	R212	L26	R316
981-6241 (981-8360)	Cut D406	RT602	RT701
981-6246	Cut D313		
981-6247 (981-3080)	RV12 or Remove Q37 & Q38	VR4	RV2
981-6248	Cut D302	RT301	RT402
981-6255 (981-7701)	Cut D401 or D402	T704,T705	

JIL RADIOS

MODEL	MODULATION	AM POWER	SSB POWER
606CB	Cut D208	L208,L209	
615CB	VR101	L203,L202,L201	
825CB	Cut D208	L208,L209	
860CB	VR101	L203,L202,L201	
SSB-M6	RV12 or Remove Q37 & Q38	VR4	RV11,RV2

JOHNSON RADIOS

MODEL	MODULATION	AM POWER	SSB POWER
110	Cut X6	A13,A14	
120A	Cut CR5	L3,L4	
121A	Cut CR5	L3,L4	
123	Cut D7		
123A	Cut CR11	L6,L7	
123B	Cut CR11	L6,L7	
123SJ	Cut CR11	L6,L7	
125	Cut D5		
130	Cut CR11	L6,L7	
132	Cut CR11	L6,L7	
250	Cut CR11	L6,L7	
320	Cut X11		
323	Cut X11		
323M	Cut D17		
MESSENGER 40	R49 or Cut CR62	L84,L85,L86	
MESSENGER 50	R49 or Cut CR62	L84,L85,L86	

JOHNSON RADIOS

MODEL	MODULATION	AM POWER	SSB POWER
MESSENGER 80	R49 or Cut CR62	L84,L85,L86	
MESSENGER 351	VR7 or Cut D34	L7,L8	
MESSENGER 323A	Remove C93 or Cut CR19	L10,L9	
MESSENGER 4120	Cut CR12	L3,L4,L6	
MESSENGER 4125	Cut CR12	L3,L4,L6	
MESSENGER 4135	Cut CR12	L3,L4,L6	
MESSENGER 4140	Cut CR12	L3,L4,L6	
MESSENGER 4145	Cut CR12	L3,L4,L6	
MESSENGER 4230	Cut CR12	L3,L4,L6	
MESSENGER 4250	Cut CR12	L3,L4,L6	
MESSENGER 4170	Cut CR14	T18,L6,L5,L7	
MESSENGER 4175	Cut CR14	T18,L6,L5,L7	
MESSENGER 4190	Cut CR12	L3,L4,L6	
MESSENGER 4730	R207 or Cut CR202	T704,T705,T706	R725
VIKING 200	Cut CR12	L3,L4,L6	
VIKING 230	R49 or Cut CR64	T83,L84	
VIKING 260	R49 or Cut CR64	T83,L84	
VIKING 270	R49 or Cut CR64	T83,L84	
VIKING 352	R216 or Cut CR203	T702,T703	R727
VIKING 430	R49 or Cut CR64	T83,L84	
VIKING 4330	R227 or Cut CR12	T8	
VIKING 4360	R227 or Cut CR12	T8	
VIKING 4740	R212 or Cut CR203	T704,T705,T706	R726

K-40 RADIOS

MODEL	MODULATION	AM POWER	SSB POWER
K40 - 1	RT401 or Remove C417	TT004,TT005	
K40 - 2	RV201 or Remove C213	L304,L305,L306	
K40 - 3	VR3 or Remove C94	T9,T10	
K40 - 6	VR3 or Remove C94	T9,T10	
K40 - 7	Cut D14	L6,L5,L4	
K401 (AM)	RT401 or Cut D9	L104,L107,L108	
K40 SSB	Cut D301	L15	VR101
Trucker Model	VR5 or Cut D9	L10,L9,L8	

K-MART RADIOS

MODEL	MODULATION	AM POWER	SSB POWER
D-40	VR202 or Cut D202	T302,L303	
K-605 ¹	VR202		

¹ 40 Channel Model.

KINGHOOD RADIOS

MODEL	MODULATION	AM POWER	SSB POWER
K-195	VR7 or Cut D14		

KRACO RADIOS

MODEL	MODULATION	AM POWER	SSB POWER
CCB-4007	RV3 or Cut D7	L6,L7	
KB-2355	RV7 or Cut D301	RV607	RV8,RV5
KB-4045	RV2 or Remove C96	L7,L11,L12	
KCB-1300	VR5 or Cut D7	L8,L9	
KCB-1307	VR4 or Cut D9	L16	
KCB-1401	VR7 or Cut D14	L11,L10,L9	
KCB-2310A	RV102 or Cut D111	L110,L109	
KCB-2320	RV2	L7,L8,L9	
KCB-2320A	RV102 or Cut D111	L110,L109	
KCB-2320B	RV102 or Cut D111	L110,L109	
KCB-2330B	RV102 or Cut D111	L110,L109	
KCB-2340	RV7 or Cut D206	RV605	VR8,RV5
KCB-2370	VR401 or Cut D402	L309	
KCB-2390	Cut D208	L208,L209	
KCB-4001	VR202 or Cut D202	L303	
KCB-4000	VR4	L6,L9	
KCB-4003	VR202 or Cut D205	L204,L205,L206	
KCB-4004	R207 or Cut D201	L205,L202	
KCB-4005	VR201 or Cut D201	L402,L403,L404,VR402	
KCB-4006	RV1 or Remove C47	T3,T4,T6	
KCB-4007 ¹	RV3 or Cut D7	L5,L4,L3	
KCB-4009	RV1 or Remove C47	T3,T4,T6	
KCB-4010	RV2 or Remove C96	L7,L11,L12	
KCB-4020	RV2 or Remove C96	L7,L11,L12	
KCB-4030	RV2 or Remove C96	L7,L11,L12	
KCB-4060	VR3	L9,L8	
KCB-4070	VR402 or Cut D402	L317	
KCB-4088	VR104 or Cut D115	L402	
KCB-4090	VR401 or Cut D403 & D405	L613	
KCB-4095	VR401 or Cut D403 & D405	L613	
KCB-5001	RV2 or Remove C96	L7,L11,L12	
KCB-5003	RV2 or Remove C96	L7,L11,L12	

¹ New Board.

KRIS RADIOS

MODEL	MODULATION	AM POWER	SSB POWER
KRIS 99'ER	R74 or Cut D4	L14,L15,T7	
VEGA	R74 or Cut D4	L14,L15,T7	
VICTOR	R51 or Cut CR11	L12,L13	
VICTOR II	R51 or Cut CR11	L12,L13	
XL-23A	VR6 or Cut D10 or D11	L12,L13	
XL-25	VR6 or Cut D10 or D11	L12,L13	
XL-45	VR201 or Cut D205 & D206	L309,L308	
XL-50	VR301 or Cut D305 & D304	L13	
XL-70	VR206 or Cut D214 & D213	VC201	VR104

LAFAYETTE RADIOS

MODEL	MODULATION	AM POWER	SSB POWER
CHB-740	RV2 or Remove C96	L7,L11,L12	
COM-PHONE-Mark II	RV4 or Cut D16	L7,L8	
COM-PHONE-23	VR4 or Cut D11	L7,L8	
COM-PHONE-23A	RV102 or Cut D111	L110,L109	
COMSAT-35	RV4	L6,CV3	
COMSAT-525	RV2 or Remove C96 or Cut D11	L7,L11,L12	
DYNA-COM 5A	R4 or Cut X4	A9,A10	
DYNA-COM 40	RV2 or Remove C96 or Cut D11	L7,L11,L12	
HB-525F	RV4	L13,VC,VR6	
HB-550	Remove C217 or Cut D201	L308,L307	
HB-625A	VR4	VC1,L12,L13	
HB-640	RV2 or Remove C96 or Cut D11	L7,L11,L12	
HB-650	RV102 or Cut D111	L110,L109	
HB-700	RV203 or Cut D211	L215,VC1	
HB-740	RV2 or Remove C96 or Cut D11	L7,L11,L12	
HB-750	RV102 or Cut D111	L110,L109	
HB-870AFS	RV14	RV13	RV12,RV4
HB-940	RV2 or Remove C96 or Cut D11	L7,L11,L12	
HB-950	RV102 or Cut D111	L110,L109	
HB-4000	VR2 or Cut D8	L4,L3,L1	
LM-100	RV2 or Cut D3	L7,L11,L12	
LM-200	VR305 or Cut D312	L402,L405	
LM-300	RV2 or Cut D3	L7,L11,L12	
LM-400	VR201 or Cut D205	L201,L204	
MB-740	Remove Q15		
MICRO-66	RV102 or Cut Q118	L103,L102,C001	
MICRO-223A	RV102 or Cut D111	L110,L109	
MICRO-723	Cut D107	L115	

LAFAYETTE RADIOS			
MODEL	MODULATION	AM POWER	SSB POWER
TELSAT-925	VR6 or Cut D13	L8,VC	
TELSAT-1000	Cut D201	L308,L307	
TELSAT-1023	RV103	L114,L115	
TELSAT-1050	RV102 or Cut D111	L110,L109	
TELSAT-1140	RV2 or Remove C96 or Cut D11	L7,L11,L12	
TELSAT-1240	VR305 or Cut D312 & D311	L402,L405,L406	
TELSAT SSB-25A	RV8 or Cut D22	L18,L19,TC18	RV9,RV7
TELSAT SSB-50A	RV8 or Cut D22	L18,L19,TC18	RV9,RV7
TELSAT SSB-75	RV7 or Cut D206	RV304	RV8,RV5
TELSAT SSB-100	RV7 or Cut D301	RV607	RV8,RV5
TELSAT SSB-140	RV12	VR4	RV11,RV2
1800	RV12	RV11	RV6,RV3
2400-FM	RV12	RV11	RV6,RV3

LAKE RADIOS			
MODEL	MODULATION	AM POWER	SSB POWER
410	RV202 or Remove C209	L304,L305,L306	
450	VR301 or Remove C313	LC202,LC203,LC204	
600	VR2 or Remove C96	LC203,LC204	
650	R218 or Cut CR205 & CR204	T301,T302,T303	
750	R226 or Cut CR39 & CR40	L308,L309	
5000 (SN-16)	VR402 or Cut D402	L317,L319	
5100 (SN-14)	VR401 or Cut D401	L317,L310	

LINCOLN RADIOS			
MODEL	MODULATION	AM POWER	SSB POWER
1500	R230 or Remove C186	T8,T9,T10	

MARKO RADIOS			
MODEL	MODULATION	AM POWER	SSB POWER
CB-444	RV2 or Remove C96	L7,L11,L12	

MEDALLION RADIOS			
MODEL	MODULATION	AM POWER	SSB POWER
63-030	RV2 or Remove C96	L7,L11,L12	
63-200	VR2 or Cut D8	L4,L3,L1	
62-240	VR2 or Cut D8	L4,L3,L1	
63-540	VR501 or Cut D502	L1,L2,L3	

METROSOUND RADIOS

MODEL	MODULATION	AM POWER	SSB POWER
CB-1	Cut D7	LX19,LX20,LX16	

MIDLAND RADIOS

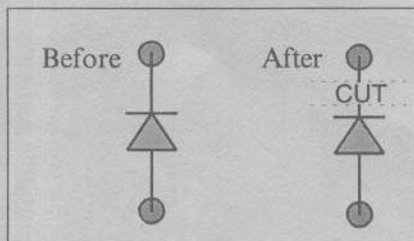
MODEL	MODULATION	AM POWER	SSB POWER
13-700	VR4	L7,L8,L11	
13-729	Cut D105	L101	
13-779	Cut D8	L5	
13-796	VR4	L4,L5,L6	
13-830	RV102 or Cut D111	L110,L109	
13-845	VR502 or Cut D502	L6,L5	VR504
13-852	VR5 or Cut D703 or D702	L914,VC1	
13-853	VR5 or Cut D703 or D702	L914,VC1	
13-854	Cut D6	C4,L2	
13-857	RV2 or Cut D10	L8,L9	
13-857B	RV102 or Cut D111	L110,L109	
13-858	RV102 or Cut D111	L110,L109	
13-862 & 13-862B	R58 or Cut D8	T14,L3	
13-863	RV103 or Cut D111	L113,L114,L115	
13-863B	RV2 or Cut D10	L8,L9	
13-866	Cut D1	L5	
13-867	Cut D14	L12,L13	
13-870D	VR3 or Cut D10	L3,L4	
13-871	VR9 or Cut D14	L12,L13,L15	
13-879	Remove C88	L15	
13-879B	R58	L3,C5	
13-881	VR7 or Cut D26	L2,L21	
13-882	Cut D6	L10,L11,L9	
13-882B	RV2 or Cut D10	L8,L9	
13-882C	Remove Q121	L109,L110	
13-883	Cut D24	L11,L7,L8	
13-883B	VR213 or Cut D216	L212,L215	
13-884	VR7 or Cut D506 or D505	L909,L908	
13-886	RV2 or Cut D10	L8,L9	
13-887	RV103 or Cut D111	L113,L114,L115	
13-888B	RV102 or Cut D111	L110,L109	
13-892	RV7 or Cut D206	RV305	
13-893	VR12 or Cut D41 & D40	L8	VR15
13-894	VR9 or Cut D48	L13,L11	VR11
13-895	VR12 or Cut D41 & D40	L8	VR15
13-896	VR9 or Cut D48	L14,L12	VR11

MIDLAND RADIOS

MODEL	MODULATION	AM POWER	SSB POWER
13-898	RV301 or Cut D302	L1,TC1	RV302,RV106
13-898B	RV302 or Cut D301	L113,L114,L112	L107,RV301
13-955	RV102 or Cut D111	L110,L109	
13-976	RV7 or Cut D206	RV605	RV8,RV5
52-100 (CARAVAN)	RV2	L7,L12	
63-445	VR5 or Cut D119	L112,L109	
76-300 (AM BASE)	RV201 or Cut D203	L304,L305,L306	
76-858	RV2 or Remove C96	L7,L11,L12	
76-860	VR6 or Cut D7	L3,L4,L5,L7	
76-863	RV2 or Remove C96	L7,L11,L12	
76-886	RV2 or Remove C96	L7,L11,L12	
77-094	RV2 or Cut J27	L7,L6	
77-099	RV4 or Cut D8	L10,L11,L13	
77-101B & 77-101C	RV201 or Cut D203	L304,L305,L306	
77-104	RV4	L14,L13,L12	
77-106	RV4 (Located next to C45)	L11,L12,L13	
77-112	RV4 or remove C45	L11,L12	
77-116	RV2 or Cut D7	L8,L9,L10	
77-118 ¹	RV-501 or Cut D502	L304,L305,L306,L307	
77-145A	RV104 or Cut D111	L204,L206,L207,L208	
77-149	Cut D206	L12,L11,L10	
77-151(151M)	VR201 or Cut D203	L305,L306	
77-155	VR4 or Cut R42 or D16	LX12,LX13,LX14	
77-202A(202M)	VR201 or Cut D203	L305,L306	
77-225A	RV4	L13,L14,L15	
77-250 ²	RV201 ³ or Cut D203	L304,L305,L306,L307	
77-808	RV2 or Cut D10	L5,L9,L10	
77-821	RV2 or Cut D10	L5,L9,L10	
77-824	RV201 or Cut D203	L304,L305,L306	
77-824B	VR5 or Cut D20 & D19	L15,L16,L12	
77-824C	RV201 or Cut D203	L304,L305,L306	
77-825	Remove C38 or Cut D3	T4,T5,L3	
77-830	RV2 or Remove C96	L7,L11,L12	
77-838	RV2 or Remove C96	L7,L11,L12	
77-849	RV2 or Remove C96	L7,L11,L12	
77-853	VR7	L205,L903,L901	
77-856	VR5 or Cut D19	L16,L15,L12	
77-857	RV2 or Remove C96	L7,L11,L12	
77-859	RV2 or Remove C98 or Cut D10	L5,L9,L10	
77-861	Cut D2	L4,L5,L13	

MIDLAND RADIOS

MODEL	MODULATION	AM POWER	SSB POWER
77-861B	Remove C53	T2,T3,L4	
77-865	VR5 or Cut D21	L16,L15,L12	
77-882	RV2 or Remove C96	L7,L11,L12	
77-883	VR401	L215	
77-888	RV2 or Remove C96	L7,L11,L12	
77-889	RV2 or Remove C96	L7,L11,L12	
77-899	RV2 or Remove C96	L7,L11,L12	
77-955	RV2 or Remove C96	L7,L11,L12	
77-963	RV2 or Remove C96	L7,L11,L12	
78-574	RV9 or Remove C71 or Cut D22	VR1	RV3,RV201
78-976	RV12 or Remove Q37 & Q38	VR4	RV11,RV2
78-999	RV9 or Remove C71	VR2	RV3,RV201
79-012 (6001)	VR5	VR10	VR6
79-265	RV3	RV7	RV8
79-891	RV9 or Remove C71	VR2	RV3,RV201
79-892	RV12 or Remove Q37 & Q38	VR4	RV11,RV2
79-893	RT601	VR6	VR7
79-900 ⁴	VR6 or Cut R104	VR7	CT4
79-900 ⁵	Cut R104	VR6	VR7
100M	RV201 or Cut D203	L304,L305,L306	
101M	RV201 or Cut D203	L304,L305,L306	
102M	RV201 or Cut D203	L304,L305,L306	
103M	RV201 or Cut D203	L304,L305,L306	
104M	VR4	L14,L13,L12	
150M (77-150)	RV201 or Cut D203	L304,L305,L306	
200M (77-200)	VR4 or Cut D11	L11,L14	
1001 ⁶	RV201 or Cut D203	L304,L305,L306	
2001 ⁶	RV201 or Cut D203	L304,L305,L306	
3001	RV201 or Cut D203	L304,L305,L306	
4001	RV201 or Cut D203	L304,L305,L306	
5001 (77-005)	RV2 or Cut D10	T4,L5,L10	
6001 (79-012 ONLY)	VR5	VR10	VR6



Tip: When making any cuts to the circuit board components, always be sure to cut only the wire lead. This will allow you to resolder the component in case you accidentally cut the wrong part. Once that you are sure that you have the right component cut, you may then totally remove it from the circuit if so desired.

MIDLAND RADIOS

MODEL	MODULATION	AM POWER	SSB POWER
6001 (79-006)	RV9	VR1	RV8,RV10
6001 (79-006)	RV9	VR1	RV8,RV10
6001 ⁷	VR5	VR10	VR6
7001	RV9	VR1	RV8,RV10
7001 ⁷	VR5	VR10	VR6
7001 ⁸	RV12	RV11	RV6,RV3

1 Weather Max Model

2 Power Max Model. See Power Modification on Page 53

3 Located next to C215

4 Old Models using the 8719 PLL Chip

5 Newer Models using either the 8719 or 8734 PLL Chip.

6 Export Model.

7 Models using the uPD 2824 chip.

8 Export Version. - See Adjustment Chart on Page 65.

MOPAR RADIOS

MODEL	MODULATION	AM POWER	SSB POWER
4094173	VR402	L319,L317	
4094176 & 4094177	RV2 or Remove C96	L7,L11,L12	
4094178 & 4094179	RV2 or Remove C96	L7,L11,L12	

MORSE/ELECTROPHONIC RADIOS

MODEL	MODULATION	AM POWER	SSB POWER
CB-700	RV5 or Cut D10	CV1,L5	
CB-800	VR481 or Cut D481 & D482	L451,L463	
CB-2000	R83 or Cut D10 & D9	L1,L2	
2001	VR202 or Cut D205	L205,L204	
3005	RV2 or Remove C96	L7,L11,L12	

MOTOROLA RADIOS

MODEL	MODULATION	AM POWER	SSB POWER
CB550	VR701	L310,L313,L316	VR303
CB555	VR701	L310,L313,L316	VR303
CF925AX	Cut R27 & R33 or D8	L4,L3,L1	
CM-540	Cut R205 or Q201		
CM-550	VR701	L310,L313,L316	VR303
CM-555	VR701	L310,L313,L316	VR303
CT950AX	VR501	L3,L1	
T-4002A	Cut CR206 & CR305		
T-4005A	Cut CR206 & CR305		
T-4009A	Cut CR206 & CR305		
T-4010A	Cut CR206 & CR305		
T-4020A	Cut CR206 & CR305		

MOTOROLA RADIOS

MODEL	MODULATION	AM POWER	SSB POWER
T-4025A	Cut CR206 & CR305		

N.D.I. RADIOS

MODEL	MODULATION	AM POWER	SSB POWER
PC101 & PC102	R203 or Cut CR304	T502,T503	
PC-200 & PC-201	R217 or Cut CR206	R207	R721

NUVOX RADIOS

MODEL	MODULATION	AM POWER	SSB POWER
TC-5020	R69 or Cut D16	L5,T14	
CB-7000	VR7 or Cut D14	L11,L9	

OLSON RADIOS

MODEL	MODULATION	AM POWER	SSB POWER
CB-409	VR5 or Cut D11	L16,L15	

OMINIVOX RADIOS

MODEL	MODULATION	AM POWER	SSB POWER
CB-1000	Remove C207	L7,L10	

ORBITSONIC RADIOS

MODEL	MODULATION	AM POWER	SSB POWER
ORBITSONIC 200	VR202	T205,T206	

PACE RADIOS

MODEL	MODULATION	AM POWER	SSB POWER
C123A	Cut D11	L9	
1000 MC	R521 or Cut CR508	L109,L107	R134
2300C	R243 or Cut CR9 & CR205	L10,L11,L12	
2376B	Cut CR9	L12	
8003	VR201 or Remove C219 or Cut D201	L303,CT301,L304	
8008	R218 or Cut CR18 & CR19	L7	
8010A	R220 or Cut CR201	L308,L307	
8014	R501 or Cut CR501	L602,L604,L605	
8015A	R220 or Cut CR201	L308,L307	
8016	R168 or Rem.C178 or Cut CR115	L109,L106	
8025	R207 or Rem.C215 or Cut CR21	L10,L14	
8041	R302 or Rem.C68 or Cut CR15	L13,L14	
8046	R302 or Rem.C68 or Cut CR15	L13,L14	

PACE RADIOS

MODEL	MODULATION	AM POWER	SSB POWER
8047	R302 or Rem.C68 or Cut CR15	L13,L14	
8092	R307 or Cut CR46	L10,L13	C306
8093	VR7 or Cut R51	L12	VR11
8113	R220 or Cut CR201	L308,L307	
8117	R220 or Cut CR201	L308,L307	
8155	R310 or Rem.C313 or Cut CR302	L407,L408,C432	
8193	VR7 or Cut R51	L12	VR11
8340	R104	L404,L402	
CB-76	Cut CR9	L11,L12,L13	
CB-113	VR503 or Cut CR102 & CR103	L10,L11,L9	
CB-144	R92 or Cut CR15 & CR16	L9,L10	
CB-145	R506 or Cut CR301	L103,L102	
CB-161	R218 or Cut CR18 & CR19	L8,L7	
CB-162	R64 or Cut CR7	L5,L6	
CB-166 (23 CH.)	R207 or Cut CR20 & CR21	L14,L15	
CB-166C (40 CH.)	R207 or Rem.C215 or Cut CR21	L10,L14	
CB-185	R302 or Rem.C68 or Cut CR15	L13,L14	
CB-8001	RV3	L4,L5	
CB-8001 ¹	RV3	LX20	
CB-8002	RV4 or Cut D16	LX12,LX13,LX14	
CBST-23(Sidetalk 23)	VR8 or Cut D44	L7	VR7
SIDETALK 1000B	R616 or Cut CR603	L106	
SIDETALK 1000BC	R521 or Cut CR508	L109,L107	R134
SIDETALK 1000M	R616 or Cut CR603	L106	
SIDETALK CB-1023	VR7	L5	VR3

¹ Same Model with new chassis board.

PAL RADIOS

MODEL	MODULATION	AM POWER	SSB POWER
COYOTE 23	VR206 or Cut D204	VC201	VR104
ROADRUNNER 23	VR7 or Cut D14	L9,L10,L11	

PALOMAR RADIOS

MODEL	MODULATION	AM POWER	SSB POWER
21	Remove C204 or Cut D30	L9	
49	Cut D207 or D208	L403,L406	
1200 (EXPORT) ¹	Remove C99	L15,L16 (Hi Pwr)	
2400 ²	RV12	RV11	RV6,RV3
2900	RV12 or Remove Q37 & Q38	VR4	RV11,RV2
4100	RV2 or Remove C96	L7,L11,L12	

PALOMAR RADIOS			
MODEL	MODULATION	AM POWER	SSB POWER
5000 ²	RV12	RV11	RV6,RV3
SSB-500	VR6 & VR7	VR8	CT7

1 See Alignment Adjustment Chart on Page 63

2 See Alignment Adjustment Chart on Page 65

PANASONIC RADIOS			
MODEL	MODULATION	AM POWER	SSB POWER
RJ-3050	R117	L25,L16	
RJ-3100	Cut D21	L17,L18	
RJ-3150	R117	L25,L16	
RJ-3200	R74 or Cut D14	L16,L17,L18	
RJ-3250	R70	L6,FL1,L18	
RJ-3450	R50	L7,FL1,FL2	
RJ-3600	R94	L10,FL1,L11	
RJ-3660	R94	L10,FL1,L11	
RJ-3700	R129	R189	R192
CQ-B5919EU	VR801	T901,L904	
CR-B1717EU	VR902 & VR903	L903,L905,VR901	
CR-B4737EU	VR902 & VR903	L903,L905,VR901	
CR-B4747EU	VR902 & VR903	L903,L905,VR901	

PEARSE SIMPSON RADIOS			
MODEL	MODULATION	AM POWER	SSB POWER
ALLEYCAT 23	Cut D11	L5,L8	
BEARCAT 23C	Cut D16	L15,L16,L19	
BENGAL SSB	Cut R109	L10,VR17	VR16
BOBCAT 23C	Cut D9	L8,L10	
BOBCAT 23B	Cut D7	L19	
BOBCAT 23D	VR4 or Cut D18 or D19	L10	
BOBCAT 23E	Cut D9	L8,L10	
CHEETAH SSB	Cut D54 & D55	L13,L10,VR15	L12,VR17
COUGAR 23B	Cut D16	L15,L16,L19	
COUGAR 23 ^(Late Model)	VR6 or Cut D15	L22	
JAGUAR 40B	FVR3 or Cut D10 or D11	L26,L25	
LEOPARD B	VR903 & VR902	VR901	
LION 40	RV2 or Remove C96	L7,L11,L12	
LYNX 23	VR9 or Cut D14	L6,L5	
MARK II	RV102 or Cut D111	L106,L110,L109	
PANTHER SSB	Cut D53 & D54	VR4	VR9
PUMA 23B	Remove C50 or Cut R58	L4,L5,L8	

PEARSE SIMPSON RADIOS

MODEL	MODULATION	AM POWER	SSB POWER
PUMA 23C	Cut D9	L10,L8	
PUSSYCAT 23	R152 or Cut CR107	C162,L111	
SIMBA SSB <small>(Late Model)</small>	VR14 or Cut D47 & D48	L12,L14,VR17	VR12
SUPER LYNX	Remove C103 or Cut D12	L8,L5	
SUPER TIGER 40A	VR13 or Cut D8	L12,L9,L6	
TIGER 23B	Cut D10	L4,L7	
TIGER 23D	Cut D10	L4,L7	
TIGER 23C	Cut D12	L4,L5,L8	
TIGER 40	RV2 or Remove C96	L7,L11,L12	
TIGER 40A	RV102 or Cut D111	L106,L110,L109	
TOMCAT 23B	VR4 or Cut D18	L10,L8	
TOMCAT 23C	CHANGE R56 TO 800 OHMS	L9	

PIONEER RADIOS

MODEL	MODULATION	AM POWER	SSB POWER
GT-600	Cut D8		
GT-1100G	VR2 or Cut D8	L4,L3,L1	
GT-6600	VR2 or Cut D8	L4,L3,L1	

PRESIDENT RADIOS (See Uniden also)

MODEL	MODULATION	AM POWER	SSB POWER
ADAMS	VR7 & VR6	VR8	CT7
ANDREW J (1012001)	VR5 or Cut D9	L13,L10,L9,L8	
AR-7	Cut D8 or Change R87 TO 1.2K	L10,L12,L16	
AR14 & AX14	Cut D9	L15,L12,L11	
AR44 & AX-44	VR5 or Cut D9	L13,L10,L9,L8	
AR-144 & AX-144	VR5 or Remove TR29	VR10	VR6
AR-711 & AX-711	VR5 or Cut D9	L13,L10,L9,L8	
AX-4	Cut D19 & D13		
AX-7	Cut D13	L8,L9,L12	
AX-11	VR3 or Cut R54	L12,L14	
AX-24	VR3 or Cut R54	L12,L14	
AX-43	Cut D12	L8,L9,L12	
AX-52	Remove TR13	L9,L12	
AX-55	Remove TR13	L9,L12	
CONVOY II	Cut D18	L11,L9,L8	
DWIGHT D (858)	VR5 or Cut D14	L15,L12,L11	
GRANT (858 CHIP)	VR7 or Cut D23	VR8	CT7
GRANT-DX	VR14	VR13	VR12

PRESIDENT RADIOS (See Uniden also)

MODEL	MODULATION	AM POWER	SSB POWER
HONEST ABE (858)	VR5 or Cut D14	L15,L12,L11	
JFK ¹	Cut Brown Wire next to D8	L20,L15,L14 (Hi Pwr)	
JACKSON	VR12 or Remove TR26	VR11	VR8
JACKSON ²	VR12	VR11	VR8
JAMES K	Cut D4	L15,L17	
JOHN Q	RT4 or Cut D13	L15,L12,L11	
LINCOLN	VR-114	VR-103	VR-104
MADISON (858 CHIP)	VR7 or Cut D23	VR8	CT7
McKINLEY (101001)	Cut R104	VR6	VR7
McKINLEY ³	VR5	VR11	VR7
OLD HICKORY	VR5 or Cut R75	L11,L12	
P-200	Cut D14	L6,L5,L4	
P-210	Cut D14	L6,L5,L4	
P-220	VR5 or Cut D9	L10,L9,L8	
P-300	VR5	VR10	VR6
P-400	Cut R104	VR6	VR7
TEDDY R (858)	VR5 or Cut D14	L15,L12,L11	
THOMAS J (1013001)	VR4 or Cut D11	L14,L13,L12	
VEEP	VR6 or Cut D9	L12,L15,L16	
WASHINGTON (858)	VR7 or Cut D23	VR8	CT7
ZACHARY T (858)	VR5 or Cut D14	L15,L12,L11	

1 See Alignment Adjustment Chart on Page 63.

2 New EXPORT Model w/ PB-042AG Board. See Alignment Adjustments on Page 63.

3 Export Model.

PYRAMID RADIOS

MODEL	MODULATION	AM POWER	SSB POWER
CB-22	VR3 or Cut D9	L11,L12,L13	
CB-22 (New Model)	RV4 or Cut D7	L11,L12	
CB-24	VR3 or Cut D9	L11,L12,L13	
CB-25	RV3 or Cut D12	L5,L4,L1	
CB-26	VR7 or Cut D22	L14,L16,L17	
CB-28	RV301 or Cut D302	L5,L4	
CB-29	Cut D11		
GTL-148	RV7 or remove C120	L16,L17	
1300	RV3 or Remove C94	T9,T10	

QUESTAR RADIOS

MODEL	MODULATION	AM POWER	SSB POWER
MARK-I	Cut D201	L307,L308	

RANGER RADIOS			
MODEL	MODULATION	AM POWER	SSB POWER
RCI-2900	VR14	VR13	VR12
RCI-2950	VR14 or Cut R291	VR13	VR12

RAY JEFFERSON			
MODEL	MODULATION	AM POWER	SSB POWER
CB-707	R68 or Cut D16	L5,T14	
CB-740	VR1	L4	
CB-845	VR2 or Remove C96	L7,L11,L12	
CB-905	R53 or Cut D7	L6,L2	

RCA RADIOS			
MODEL	MODULATION	AM POWER	SSB POWER
14T100	VR481 or Cut D481 & D482	L451,L463	
14T200	VR481 or Cut D481 & D482	L451,L463	
14T260	RV2 or Remove C96	L7,L11,L12	
14T270	RV2 or Remove C96	L7,L11,L12	
14T275	RV2 or Remove C96	L7,L11,L12	
14T300	RV201 or Cut D111	L110,L109	
14T301	RV201 or Cut D111	L110,L109	
14T302	RV12 or Remove Q37 & Q38	VR4	RV2
14T303	RV2 or Remove C96	L7,L11,L12	
14T304	RV2 or Remove C96	L7,L11,L12	
14T305	RV2 or Remove C96	L7,L11,L12	
14T400	VR903,VR902	L905,L903	
14T405	VR903,VR902	L905,L903	
14T410	VR903,VR902	L903,VR901	

REALISTIC RADIOS			
MODEL	MODULATION	AM POWER	SSB POWER
TRC-10A	Cut D8 or D10	T10,T11	
TRC-23C	Cut D11	T15,T16	
TRC-23B	Cut D6	T15,T14	
TRC-24B & TRC-24C	VR8 or Cut D507	L910,L912,L913	
TRC-29	Cut D10	L11,L17	
TRC-30 & TRC-30A	VR8 or Cut D507	L910,L912,L913	
TRC-35C	R510 or Cut D503 or D504	L902,L901	
TRC-46	R212	T15,T16	R316,R213
TRC-47	R46 or Cut D10 & D9	R55	R102
TRC-48	R220	L305	R316
TRC-49	Cut D18	T24,T25	

REALISTIC RADIOS

MODEL	MODULATION	AM POWER	SSB POWER
TRC-50B	Cut D6 or D7	T15,T16	
TRC-52	VR8 or Cut D11	L4	
TRC-55	Cut D15 & D16	L10,L9	
TRC-56	VR7 or Cut D507 & D508	L909	
TRC-57	VR12 or Cut D33 & D31	VR21	VR25
TRC-61	R68 or Cut D12 & D11	R104	
TRC-67	Cut D7	L3,L1	
TRC-68	Cut D7	T15,T14	
TRC-180	R48	L13,L12,L7	
TRC-190	VR4 (Lo) VR5 (HI) or Cut D11	L6	
TRC-200	Cut R43 or Rem.C52 or Cut D11	T7,L4,L5	
TRC-204	Cut R43 or Rem.C52 or Cut D11	T7,L4,L5	
TRC-205	Remove TR306	L302,L303,L100	
TRC-206	Cut R53 or D9	L8,L10	
TRC-208	VR3 or Cut R49		
TRC-209	VR5 or Cut D7	L4,L7,L8	
TRC-210	Cut R77	L12,L8	
TRC-211	Cut R49	L6,L7,VR5	
TRC-212	Remove C76	L11,L12,VR4	
TRC-214	Cut R60		
TRC-215	VR2 (Lo Pwr Mod) , VR3 (Hi Modulation)	VR4,L6,L7	
TRC-216	VR2 (Lo Pwr Mod) , VR3 (Hi Modulation)	VR4,L9,L10	
TRC-217	Cut R68	L12,L13	
TRC-218	Cut R70	L4,L3,L6	
TRC-410	Remove Q12	L5,L4,L3	
TRC-411 ¹	Cut R61 & R64	T10,L5,L8	
TRC-412	Remove Q6		
TRC-413	Cut R85	L3,L6	
TRC-414	Cut D17 or Remove Q10	L3,L6,L7	
TRC-415	RV4 or Cut R63	L10,,L11	
TRC-416	VR2	L21,L22	
TRC-417	Cut D10	L10,L3,L1	
TRC-418	Cut R73 or D10	L3,L10	
TRC-419	VR202	L306,L305,L304	
TRC-420	Cut D105 & D106	L104,L106	
TRC-420-18	Cut D105 & D106	L104,L106	
TRC-420A	Cut D6	L5,L4,L3	
TRC-421	Cut D16	T18,L9,L12	
TRC-421A	Cut D16 & D17	L3,L6	

REALISTIC RADIOS

MODEL	MODULATION	AM POWER	SSB POWER
TRC-422	Cut D16	T18,L9,L12	
TRC-422A	Cut D16 & D17	L3,L6	
TRC-423	Remove Q207	L305,L306,L304	
TRC-424	VR9 or Cut D509 & D508	L909,L910	
TRC-425	VR8 or Cut D508	L901,L902,L905	
TRC-426	VR8 or Cut D507	L901,L903,L905	
TRC-427	VR5 or Cut D19	L15,L12	
TRC-428	R104 or Cut R90	L5,L8	
TRC-429	VR2		
TRC-431	VR7 or Cut D506 & D507	L905,L907,L910	
TRC-432	Remove Q10 or Cut R56	L5,L4,L3	
TRC-433	Remove Q15	L4,L3	
TRC-434	Cut D11	L11,L12	
TRC-435	VR4	L12,L19,L18,L17	
TRC-440	Cut D107 or D108	L102,L104,L106	
TRC-441	Cut D109 (DO NOT Cut D110)	L107,L104	
TRC-443	Cut X3		
TRC-446	Cut D110	L106,L104,L102	
TRC-448	VR5 or Cut D27 & D28	VR210	VR204
TRC-449	VR6 & VR7	VR8	CT7
TRC-450	Cut D42	VR6	VR7
TRC-451	VR5	VR10	VR6
TRC-452	VR207 or Cut D213 or D212	L212,L214,L211	
TRC-453	VR5	VR10	VR6
TRC-454	VR702B or Cut D704	L903,L907,L908	
TRC-455	R504 or Cut D503	C430,L404,L403	
TRC-456	VR8 or Cut D507	L903,L905	
TRC-457	VR6 & VR7	VR8	CT7
TRC-458	VR6 & VR7	VR8	CT7
TRC-459	VR13 or Cut D54 & D55	VR14	VR4,VR5
TRC-461	VR2 or Cut D11	VR5	
TRC-462	VR2 or Remove C60	L15,VR3	
TRC-466	Cut D110	L104,L106	
TRC-467	Cut D110	L104,L106	
TRC-468	Cut D16	T14,T15	
TRC-469 ²	VR5 or Cut D17 & D18	L13,L11	
TRC-470	VR10 or Cut D513	L901,L903,L905	
TRC-471	VR2 or Remove Q6	L4,L3,L1	
TRC-472	VR204	L212,L210	
TRC-473	VR3 or Remove C80	T11,T13,T14	

REALISTIC RADIOS			
MODEL	MODULATION	AM POWER	SSB POWER
TRC-473 ³	VR4 or Cut D16	L8,L11,L6	
TRC-474	VR4 or Cut D19	L6,L8	
TRC-474 ³	VR4 or Cut D21	L12,L11	
TRC-477	Cut R216 (Next TO D3)	L10,L11,L12,L13	
TRC-480	VR13 or Cut D54 & D55	VR14	VR4,VR5
TRC-490	Cut R104	VR6	VR7

1 Emergency Radio.

2 See power modification on Page 57.

3 New Chassis Model

REGENCY RADIOS			
MODEL	MODULATION	AM POWER	SSB POWER
CB-1 (INFO-1)	RV4 or Cut D9	L11,L12,L13	
CB-2 (INFO-2)	RV201 ¹ or Cut D203	L304,L305,L306	
CB-501	Cut CR107	L102,L101	
CB-701	Cut CR107	L102,L101	
CR-123	Cut D54 & D53	VR14	VR9
CR-123B	VR17	L10,L12	VR16
CR-142	Cut D14	L4	
CR-185	Cut R73	L8	
CR-186	Cut D9	L4,L5,L8	
CR-202	Remove C73 or Cut D11	L8,L5	
CR-230	Cut D16	L19,L21	
CR-240	VR213 or Cut D218 & D219	L217	
SPRINT/23	VR4 or Cut D13	A15,A16	

1 Located next to D204.

ROADMASTER RADIOS			
MODEL	MODULATION	AM POWER	SSB POWER
RE-4000	RV4	L10,L11,L12	
RE-6000	RV4 or Cut D14	L7,L9,L10	

ROBERTS RADIOS			
MODEL	MODULATION	AM POWER	SSB POWER
ROBERTS 40 CH.	VR202		

ROBYN RADIOS			
MODEL	MODULATION	AM POWER	SSB POWER
AM-500D	VR5 or Cut D14	L15,L12	
DG-30	VR4 & VR5 or Cut D17 & D17	L9,L10	

ROBYN RADIOS

MODEL	MODULATION	AM POWER	SSB POWER
DG-130A	VR6 or Cut D15 & D14	L13,L12,L11,L10	
GT-410D	VR12 or Cut D16	L20,L21,L15	
GT-V11B	VR8 or Cut D14 & D15	L18	
K-123	VR4 or Cut D13	A16	
LB-23A	VR4	L9,L14	
LB-120	VR6 or Cut D15 & D14	L13,L12,L11,L10	
T-240D	VR4 - Replace 6BQ5 Audio Tube With a 7189 Tube	L702(TOP),VC901,VC902	
TR-123C	Cut D11		
TR-123D	Cut D12	L17,L18,L19	
SB-505D	Cut R104	VR6	VR7
SB-540D	VR311	VR531	VR312
SB-510D	VR7	VR8	CT7
SB-520D	VR7	VR8	CT7
SX-101	VR5	L20,L23	
SX-401	VR7 or Cut D18 & D19	L16,L17,L18	
SX-402	VR12 & VR13 or Cut D17&D18	L15,L20,L21	
WV-23	VR6	L13,L17	
WV-23A	VR4	L9,L14	
WV-110	VR6 or Cut D15 & D14	L13,L12,L11,L10	
007-140	VR6 or Cut D15 & D14	L13,L12,L11,L10	
440	RV202 or Remove C210	L306,L307	

ROYCE RADIOS

MODEL	MODULATION	AM POWER	SSB POWER
1-580	VR201 or Cut D201	T302,L303,CT301	
1-582	VR201 or Cut D201	T302,L303,CT301	
1-601 (PLL VERSION)	VR201 or Cut D202	L204,L203	
1-602	Cut D6		
1-602A	VR5 or Cut D5 & D6	L11.L15	
1-605A	VR5 or Cut D5 & D6	L11.L15	
1-606	VR7 or Cut D16 & D17	L21,L16,L15	
1-610	Cut D202	CT-301	
1-611	Remove Q205	VC1	
1-612	VR5 or Cut D7	VR8	
1-613	Cut D202	CT-301	
1-617	VR401 or Cut D401	L310	
1-620	VR10 or Cut D43 & D44	L13,L12	VR13
1-621	VR3	L4	
1-624	VR201 or Cut D202	L204,L203	

ROYCE RADIOS

MODEL	MODULATION	AM POWER	SSB POWER
1-625	VR1602	T402	
1-630	VR10 or Cut D43 & D44	L13,L12	VR13
1-631	VR10	L2,L4	VR12
1-632	VR7	L6,L4,L1	VR5
1-635	VR10 or Cut D43 & D44	L13,L12	VR13
1-639	VR7 or Remove Q16	L12,T8,T9	VR11
1-640	VR10 or Cut D43	L13,L12	VR13
1-641	VR7	L6,L1	VR8
1-642	VR7 or Remove TR16	L3,L2	VR11
1-648	VR3	L4	
1-650	Cut D301	T402	
1-651	VR202 (Hi Pwr) VR203 (Lo Pwr)	C317,C319	
1-653	Cut D301	T402	
1-655	Cut D301	T402	
1-658	Cut D301	T402	
1-660	Cut D301	T402	
1-662	Cut D301	T402	
1-673	Cut D301	T402	
1-675	Cut D301	T402	
1-678	Cut D301	T402	
1-680	Cut D301	T402	
1-682	Cut D301	T402	
603	VR201 or Cut D201	L204,CT201	
604	VR202 or Cut D202	L303,VC1	
607	VR201 or Cut D202	L303,CT301	
608	VR202 or Cut D202	L303,VC1	
609	VR202 or Cut D202	L303,VC1	
611	VR202 or Cut D202	L303,VC1	
613	VR202 or Cut D202	L303,VC1	
619	VR202 or Cut D202	L303,VC1	
639	VR7	L2,L3	CT6

RYSTAL RADIOS

MODEL	MODULATION	AM POWER	SSB POWER
CB-523	VR3 or Cut CR9	VC1,L3	
CBR-1700	RV5 or Cut D10	CV1,L5,T5	
CBR-1800	VR481 or Cut D481 & D482	L451,L463	

©1995 Thomas Publishing
(217) 466-4210
Printed in Blue Ink

SAGA RADIOS

MODEL	MODULATION	AM POWER	SSB POWER
2530	Cut D301	L15	VR101

SAM RADIOS

MODEL	MODULATION	AM POWER	SSB POWER
SAM 2000	RV201	L304,L305,L306	

SANKYO RADIOS

MODEL	MODULATION	AM POWER	SSB POWER
SCS-555	R62 or Cut R63 or D14	T12,T13,T1	

SANYO RADIOS

MODEL	MODULATION	AM POWER	SSB POWER
TA-2000	VR7 or Cut D504 & D505	L903,L905	
TA-4000	VR6 or Cut D504 & D505	L905,L903	
TA-6000	VR6 or Cut D504 & D505	L905,L903	

SBE RADIOS

MODEL	MODULATION	AM POWER	SSB POWER
LCB-8	VR6 or Cut D16	L16,L13	
LCM-5	VR6 or Cut C49 or D9	L10,L11,L12,L15	
LCM-8	RV2 or Cut D13	L7,L11,L12	
LCM-8P	R201 or Cut D201	L302,C310	
LCMS	VR7		VR11
5CB (Cascade)	R52 or Cut V2	L2,L5,L7	
12CB	VR7	L5,L6,L7,L8	VR1
14CB	VR502 or Cut D502	L6,L5	VR504
16CB (Console II)	VR7	L5,L6,L7,L8	VR1
21CB (Cortez)	VR4 or Rem.C87 or Cut D14	L8,L10	
22CB (Catalina II)	R152 or Cut CR107	C162,L110,L111	
23CB (Capri II)	VR1	L10	
26CB (Formula D)	VR9 or Cut D17	L8,L9	
26CB/A (Formula 40)	VR9 or Cut D17	L8,L9	
27CB/A	VR803 or Cut D801	L505,L502	VR302
29CB (Malibu)	VR4 or Cut D18	L8,L10	
30CB (Trinidad II)	VR4 or Cut D18	T10,L6	
32CB (Touchcom)	VR9 or Cut D17	L8,L9	
34CB (Brute)	Cut D11 or Cut R82	L14,L18,L19	
39CB (Sidebander V)	VR803 or Cut D801	L505,L502	VR302
40CB	VR803 or Cut D801	L505,L502	VR302
41CB (Aspen)	VR203 or Cut D208 & D209	L304,L306	

SBE RADIOS

MODEL	MODULATION	AM POWER	SSB POWER
42CB (Cortez)	VR203 or Cut D208 & D209	L304,L306	
43CB (Touch/Com 40)	R4 or Cut D17	L9,L8	
44CB (Malibu 40)	R226 or Cut CR33 & CR32	L308,L309	
45CB (Trinidad III)	R226 or Cut CR33 & CR32	L308,L309	
47CB (Stowaway)	VR4 or Cut D17	L14,L15,VR5	
49 CB (Tahoe)	R121 or Cut D19 & D20	L34,L37	
54CB (Key/Com 1000)	RV1	L503,L505,L506	
TRINIDAD 23CH.	R152	L110,C154	
CONSOLE V	Remove C804		
CONSOLE VI	VR601 & VR603	L404,L407	VR404

SEARS RADIOS

MODEL	MODULATION	AM POWER	SSB POWER
242-38160700	VR201	L203	
370-38050700	R218 or Cut CR204	T302,T303,C436	
562-38200700	Cut CD11	L5,L3,C301	
663-38000900	Cut D8	L13,L16	
663-38030050	Cut D7	L14,L15,L16	
663-3810500	VR5	VR10	VR6
663-38020800	VR6 or Cut D9	L11,L12,L15	
663-38070700	VR2 or Cut D14	L21,L11	
7531	Cut D7	L7,L8	
934-36710500	Cut D7	T15,T16	
934-36740500	Cut D9	T17,T18	
934-36741600	Cut D8		
934-36770500	Cut D25 & D26	L14	R86,R281
934-36771500	Cut D25 or D27	R405	R281
934-36772600	Cut D25 or D27	R405	R281
934-38060700	Cut D7 or Cut D12	T14,T15	
934-38061700	Cut D7 or Cut D12	T14,T15	
934-38062700	Cut D7 or Cut D12	T14,T15	
934-38080700	Cut D7	T14,T15	
934-38081700	Cut D501 or D502	T704,T705	
934-38110700	Cut D501 or D502	T704,T705	
934-38120700	Cut D501 or D502	T704,T705	
934-38260700	Cut D303	RT301	RT402
934-38270700	Cut D405 or D406	RT602	RT701
934-38310700	Cut D303	RT301	RT402

SHAKESPEARE RADIOS

MODEL	MODULATION	AM POWER	SSB POWER
GBS-240	VR481 or Cut D481 & D482	L451,L463	
GBS-1500	VR481 or Cut D481 & D482	L451,L463	
GBS-2000	VR5 or Cut D14 & D15	L13,L16,L18	
GBS-2500	VR481 or Cut D481 & D482	L451,L463	

SHARK RADIOS

MODEL	MODULATION	AM POWER	SSB POWER
SHARK 23	VR201	L308,L307,L305	

SHARP RADIOS

MODEL	MODULATION	AM POWER	SSB POWER
CB-500UB	R74 or Cut D4	L15,L14	
CB-700	R112 or Cut D101	L302,L303	
CB-750A	R112 or Cut D101	L302,L303	
CB-800 & CB-800A	R112 or Cut D101	L302,L303	
CB-2260	R112 or Cut D101	L302,L303	
CB-2170	R110 or Cut D101	T304,L302,L301	
CB-2460	R112 or Cut D101	L302,L303	
CB-4370	R110 or Cut D101	T304,L302,L301	
CB-4470	R110 or Cut D101	T304,L302,L301	
CB-4670	R110 or Cut D101	T304,L302,L301	
CB-5470	R-541	C-31	R542

SILTRONIX RADIOS

MODEL	MODULATION	AM POWER	SSB POWER
APACHE (AM-1)	VR7 or Cut D14	L9,L10,L11	
CHEROKEE	VR206 or Cut D214 & D213	VC201	VR104,VR205
MOHAWK (AM-2)	VR7 or Cut D14	L9,L10,L11	
SSB-23	VR204 or Cut D207 & D208	VR203	VR110,VR206
SSB-23A (Albatross)	VR206 or Cut D214 & D213	VC201	VR104,VR205

SPARKOMATIC RADIOS

MODEL	MODULATION	AM POWER	SSB POWER
CB-40	VR Next to D105		
CB-1040	Cut D201	L202,L205	
CB-1123	Cut D107	L5,L6	
CB-1140	RV5 or Cut D15		
RA-400	RV3	L4,L5	
SBR-ICBM	Cut D7		

D 050521

STAG RADIOS			
MODEL	MODULATION	AM POWER	SSB POWER
STAG 357	VR7	VR8	CT7

STANDARD COMMUNICATIONS RADIOS			
MODEL	MODULATION	AM POWER	SSB POWER
HORIZON 29-23 CH	VR213 or Cut D218 & D219	L217,L214	
HORIZON 29A- 40 Ch	VR213 or Cut D218 & D219	L217,L214	

STARFIRE RADIOS			
MODEL	MODULATION	AM POWER	SSB POWER
STARFIRE DX	RV12	RV11	RV6,RV3

STEREOSONIC RADIOS			
MODEL	MODULATION	AM POWER	SSB POWER
2300 & 2301	VR481 or Cut D481 & D482	L451,L463	
2302	VR481 or Cut D481 & D482	L451,L463	
2355	VR481 or Cut D481 & D482	L451,L463	
2360	VR481 or Cut D481 & D482	L451,L463	

SUPERSCOPE (AIR COMMAND) RADIOS			
MODEL	MODULATION	AM POWER	SSB POWER
CB-140	R613 or Cut R612 or D602	L407,L409,L410	
CB-340	R613 or Cut R612 or D602	L407,L409,L410	
CB-640	R613 or Cut R612 or D602	L407,L409,L410	
CBB-1040	R508 or Cut Q517 & Q516	L606,L607,L610	
CBR-40 AM/FM/CB	VR2	L4,L3	

SUPERSTAR RADIOS			
MODEL	MODULATION	AM POWER	SSB POWER
95 ¹	Remove C99	L15,L16 (Hi Pwr)	
120	Remove C65	L11,L16,L17,L18	
360 ²	Cut R104	VR6	VR7
360FM	VR14 or Cut R301	VR13	VR12
1700	VR14 or Cut R249	VR13	VR12
1700 B ³ & 1700 S ³	Remove C99	L15,L16 (Hi Pwr)	
2000	RV12	RV11	RV6,RV3
2200	RV12	RV11	RV6,RV3
3600	VR14 or Cut R249	VR13	VR12
3900	VR14 or Cut R249	VR13	VR12

1 See Alignment Adjustment Chart on Page 62

2 Early Model.

3 See Alignment Adjustment Chart on Page 63

SURVEYOR RADIOS			
MODEL	MODULATION	AM POWER	SSB POWER
1500	VT3 or Cut D6	L1,L19 (H.Pwr) VR4 (L.Pwr)	
2100	VT3 or Cut D7	L15,L16	
2300	Remove C54 or Cut D8 & D9	L19,L20	
2400	VR5 or Cut D12	L15,L16	
2600	VR6 or Cut D12	L115,L116	
2610	R207 or Cut D201	L202,L205	
2620	RV401	L302,L306	
2630	VR104 or Cut D115	L404,L402	

TEABERRY RADIOS			
MODEL	MODULATION	AM POWER	SSB POWER
BIG T	VR8		
FIVE BY FIVE ^{Early Mod}	RV5 or Cut X10	A17	
FIVE BY FIVE ^{Late Mod.}	Cut D10	L12,L9,L7	
STALKER 3	Cut D13	L7,L10	
STALKER I	VR13 or Cut D52	VR17	VR16,VR12
STALKER II	VR13 or Cut D28 & D29	VR17	VR6,VR12
STALKER III	VR8 or Cut D504	L901,L903,L905	
STALKER IV	VR6 or Cut D9	L11,L12,L15	
STALKER V	VR4 or Cut D11	L17,L16,L14	
STALKER VIII	Cut D9	L10,L11,L15	
STALKER IX	Cut R104	VR6	VR7
STALKER IX Export	VR5	VR11	VR7
STALKER XII	VR6 or Cut D16	L17,L16,L13	
STALKER XV	Cut R104	VR6	VR7
STALKER XX	VR11 or Cut R104	VR6	VR7
STALKER XX Export	Cut R104	VR6	VR7
MIGHTY T	VR5 or Cut D702 or D703	VC1,L914	
MODEL T	VR6 or Cut D505	L905,L903	
RACER T (23 CH)	VR7	L906	
RACER T (40 CH)	VR6 or Cut D505	L905,L903	
T	RV4 (CHANGE 6BQ5 TO 7189)	CV5	
T BEAR	VR5 or Cut D14	L15,L12,L11	
T CHARLIE (40 CH)	VR7 or Cut D505	L905	
T COMMAND	VR5 or Cut D14	L15,L12,L11	
T CONTROL	VR505 or Cut D505	L914	
T DISPATCH	VR3	L13,L15	
T SCOUT	Remove C73 or Cut D11	L8,L5	
TELE T	VR7 or Cut D506 & D507	L909	
TITAN T	VR2 or Cut D14	L11,L12,L15	

TENNA RADIOS			
MODEL	MODULATION	AM POWER	SSB POWER
A0902	ADJUST R77 or Cut CD12	T11,L3	
10901	ADJUST R54 or Cut CD13	T10,T11,L3,L2,L1	
10902	ADJUST R71 or Cut D20 & D21	T15,T16,L4	
11302 (AM/FM/CB)	Cut D703 or Cut D702	L609,L610	

TEXAS STAR RADIOS			
MODEL	MODULATION	AM POWER	SSB POWER
2100	VR14 or Cut R249	VR13	VR12

THUNDER RADIOS			
MODEL	MODULATION	AM POWER	SSB POWER
THUNDER 2000	RV12	RV11	RV6,RV3

TRAM RADIOS			
MODEL	MODULATION	AM POWER	SSB POWER
D-12	R61 or Cut CD12	L6,L3	
D-42	R80 or Cut CD11	L5	
D-64	R217	L704,L706,L709	R721
D-80	Cut R104	VR6	VR7
D-201	R647	C711,C712	R719
D-300	Cut R104	VR6	VR7
DIAMOND 40	Change R114 to a 10K	L2,L5	
DIAMOND 60	R98	L2,L5	R112
TITAN II	Cut X9	A18,A19,A24	
TITAN IV	R520		C718,C719
XL	Cut CD12	L5,L3	
XL-5	R616 or Remove .C611 or Cut CR603	L106 R130	

TRISTAR RADIOS			
MODEL	MODULATION	AM POWER	SSB POWER
120	RV3 or Cut D9	L10,L11,L12,L13	
240 ¹	VR7 or Cut D22	L14,L16,L17	
240 ²	RV2 or Cut D12	L7,L11-B,LH10,L1	
340 ¹	RV7 or Cut D22	L14,L16,L17	
340 ²	RV2 or Cut D12	L7,L11-B,LH10,L1	
727 ³	Remove C99	L15,L16(Hi Pwr)	
747	RV14	RV13	RV12,RV4
777	RV12	RV11	RV6,RV3
797	RV12	RV11	RV6,RV3

TRISTAR RADIOS

MODEL	MODULATION	AM POWER	SSB POWER
848	RV12	RV11	RV6,RV3

- 1 Old Model.
- 2 New Model.
- 3 See Alignment Adjustment Chart on Page 62

TRS CHALLENGER RADIOS

MODEL	MODULATION	AM POWER	SSB POWER
460	VR3 or Cut D8 & D9	L103,L106,L109	
600	VR1 or Cut D2	VR210	
730	VR1 or Cut D201 or D202	VR6	
850	VR1	VR15	VR2,VR8
1200	VR1 or Cut D201 or D202	VR6	
1400	VR1	VR15	VR2,VR8

TRUETONE RADIOS

MODEL	MODULATION	AM POWER	SSB POWER
CYJ4732A-77	RV102 or Cut D111	L110,L109	
CYJ4832A-87	RV2 or Remove C96	L7,L11,L12	
CYJ4834A-87	RV2 or Remove C96	L7,L11,L12	
CYJ4837A-87	RV12 or Remove Q37 & Q38	VR4	RV2
CYJ4862A-87	RV2 or Remove C96	L7,L11,L12	
DC4530	Cut D6	L2,C4	
DC4672	RV2 or Cut D10	L7,L8,L9	
MCC4370A-57	R58 or Cut D8	L3,C5	
MCC4434A-57	Remove C39 or Cut D14	L11,L12,L14	
MCC4434A-67	RV2 or Cut D10	L7,L8,L9	
MCC4434B-67	RV102 or Cut D111	L110,L109	
MCC4532A-47	R58	T14,C5	
MCC4630A-67	Cut D7	T2,C4,L2	
MCC4635A-67	Cut D24	L7,L8,L9	
MCC4724A-77	VR4 or Cut D7	L5,L6	
MCC4726A-67	Remove C45 or Cut D1	C29,L6,L9	
MCC4760A-67	VR7 or Cut D506 & D507	L908,L909	
MCC4770	RV2 or Cut D10	L7,L8,L9	
MIC4350A-37	VR4 or Cut D6	L8,VR5	
MIC4434A-67	RV2 or Cut D10	L7,L8,L9	
MIC4622A-67	VR104	L106	
MIC4726A-67	Cut D1	C29,L6,T5	
MIC4730A-67	RV2 or Cut D10	L7,L8,L9	
MIC4731A-67	VR5 or Cut D703 or D702	L914,VC1	
MIC4733A-67	VR5 or Cut D703 & D704	VC1	

TRUETONE RADIOS			
MODEL	MODULATION	AM POWER	SSB POWER
MIC4737A-67	RV7 or Cut D206	RV305	RV8,RV5
MIC4739A-67	RV2 or Cut D10	L7,L8,L9	

UNIC RADIOS			
MODEL	MODULATION	AM POWER	SSB POWER
CB-40	RV4 or Cut R65	T9,T10,T11	
CB-50	Cut D22	T9,T10	
RV-40CB	VR3 or Cut D9	L11,L12,L13	

UNIDEN RADIOS (See President also)			
MODEL	MODULATION	AM POWER	SSB POWER
DWIGHT D (1003002)	VR6 or Cut D16	L13,L12,L11	
GRANT (1005002)	Cut R131	VR10	VR11
HR-2510 ¹	VR-114	VR-103	VR-104
MADISON (1010002)	Cut R131	VR10	VR11
PC-3	Cut D13	L7,L10	
PC-9 (EMER. RADIO)	Cut D11		
PC-22	VR3 or Cut R54	L12,L14	
PC-33	Cut D13	L15,L12,L11	
PC-33X	Cut D14	L6,L5,L4	
PC-43	Cut D12	L8,L9,L12	
PC-55	Cut D13	L15,L12,L11	
PC-55X	Cut D14	L6,L5,L4	
PC-66	VR5 or Cut D9	L13,L10,L9,L8	
PC-66A	VR5 or Cut D9	L10,L9,L8	
PC-77	Cut D15	L17,L16,L13	
PC-122	VR5	VR10	VR11
PC-244	VR5 or Remove TR29	VR10	VR6
PRO-500D	Cut D14	L6,L5	
PRO-510e	Cut D14	L6,L5,L4	
PRO-510XL	Cut D14	L6,L5	
PRO-520e	Cut D14	L6,L5,L4	
PRO-520XL	Cut D14	L6,L5	
PRO-530e	Cut D14	L11	
PRO-540e	Cut D22	L12,L10	
PRO-640e	VR5	VR10	VR6
PRO-710e	Cut D11	L8,L7,L6	
PRO-810e	VR5	VR10	VR6
PTC-104	Cut D18	L11,L9,L8	

UNIDEN RADIOS (See President also)

MODEL	MODULATION	AM POWER	SSB POWER
WASHINGTON (1001002)	Cut R104	VR6	VR7
ZACHARY T (1002002)	VR6 or Cut D16	L13,L12,L11	

1 Do not exceed 15 Watts DEAD KEY on the HR-2510. If exceeded you will have weak modulation using the stock mike. The use of a power mike is strongly recommended on this unit. We recommend the Astatic Model D104-M6B for this purpose. Astatic D104-M6 or D104-M6B wiring to this unit is 1 = White, 2 = Shield & Blue, 3 = Red. Black or Yellow wire not used. The Sadelta ME-3 is also a good choice for this unit.

UNIMETRICS RADIOS

MODEL	MODULATION	AM POWER	SSB POWER
STINGRAY-II	RV7	RV304	RV8,RV5
PORPOISE-I	VR6	L15,L16,VC2	
DOLPHONE	VR4 or Cut D11	L7,L8	
MAKO-1	RV6 or Cut D8	VC2,L14	
MARLIN-I	RV6 or Cut D8	VC,L13	
SEA-HORSE I	RV203 or Cut D211	L214,VC1	

UTAC RADIOS

MODEL	MODULATION	AM POWER	SSB POWER
MICRO-MINI 23	R69 or Cut D16	T14,L5	
STUDIO 4000	R70 or Remove TR14	L21,L19	
SUPER TINY 23	(Same as MICRO-MINI 23)		
TR-18M	R71 or Cut D10	L15,L17	
TRX-30	R69 or Cut D10 or D16	L17	
TRX-400	VR7 or Cut D10	L15,L17	
TRX-500	VR7 or Cut D10	L15,L17	
TRX-2000	Cut D2 or D1	L5,T9	R41

VECTOR RADIOS

MODEL	MODULATION	AM POWER	SSB POWER
770	FVR3 or Rem.C35 or Cut D14	L26,L25	
790	FVR3 or Cut D10	L26,L25	
VECTOR IV	VR7 or Cut D14	L10,L11,L9	
VECTOR VI	VR7 or Cut D8 & D15	L12	
VECTOR VII	R71 or Cut D23	L22	
VECTOR IX	VR9 or Cut D11 & D12	L12,L11	
VECTOR X	VR260 or Cut D260 & D261	L53,L55,L57	

©1995 Thomas Publishing
(217) 466-4210
Printed in Blue Ink

WARDS RADIOS (Montgomery Wards)			
MODEL	MODULATION	AM POWER	SSB POWER
GEN-680A	VR3 or Cut D8	L6,L7,L9	
GEN-696A	VR3 or Cut D8	L6,L7,L9	
GEN-702A	VR206 or Cut D209	L208,L209,L210,L211	
GEN-716A	VR3 or Cut D8	L6,L7,L9	
GEN-719A	Cut R104	VR6	VR7
GEN-730A	VR206 or Cut D209	L208,L209,L210,L211	
GEN-774A	VR7 or Cut D19	L6,L7,L10	
GEN-774A ¹	VR7 or Cut D19	L6,L7,L10	
GEN-775A	VR206 or Cut D209	L208,L209,L210,L211	
GEN-828A	VR206 or Cut D209	L208,L209,L210,L211	

¹ Serial No. 06801 and above.

WELLS RADIOS			
MODEL	MODULATION	AM POWER	SSB POWER
W-705 ¹	R207 or Cut D9	L11,L12,L13	

¹ 40 Channel.

WESTPOINT RADIOS			
MODEL	MODULATION	AM POWER	SSB POWER
CB-9000	Cut D17 & D16	L14,L17	

WHISTLER RADIOS			
MODEL	MODULATION	AM POWER	SSB POWER
900	RV301 or Cut R351	L410,L411,L412	

XTAL RADIOS			
MODEL	MODULATION	AM POWER	SSB POWER
XCB-4	VR7 or Cut D7	L15,L13	
XCB-5	Cut D11 or D14	L13,L15	
XCB-6	RV5 or Cut D17 & D18	L16,L15	
XCB-7	R75 or Cut D18 & D17	L19,L17	
XCB-11	Cut D13 & D14	L15,L13	
XCB-12	Cut D13 & D14	L15,L13	
XCB-23A	Cut D9 or Remove C226	L25,TC7	
XCB-28	Cut D24 or Remove C211	C228,L207	
XCB-71	VR202 or Cut D202		
XCB-88	RT4 or Cut D14	L22	
XSSB-4	Jumper Cathode Side of D2 to ground.		
XSSB-10	Cut D2 & D1 or Remove C8	T8,T9,L5	R41

ZODIAC RADIOS			
MODEL	MODULATION	AM POWER	SSB POWER
M-5023	VR4 or Cut D14 & D13	L16,L14	
M-5026	R89 & R35 or Cut D12 & D11 ¹	L14,L15,L17	

1 R89 & R35 adjusts mike gain.

RADIO MODIFICATION SECTION

Most radios develop more peak power with a whistle than with normal voice, as many of you have noticed. First of all you should never use a whistle when tuning for maximum forward (PEAK) power. Instead use a constant tone no higher than 300 to 400 Hz (Normal Voice Range). This tone can either be generated by most tone generators, or by using a steady ah-h-h-h-h sound as you speak into the mike. Never whistle into the mike when tuning any radio, unless your customer has a very high pitched voice.

The following modifications allow you to obtain maximum peak output power, by increasing normal voice sensitivity. Improvement will vary anywhere from 25% to 50% depending the radio's circuitry. These modifications should be performed after doing a standard radio tune-up.

We have also shown the nominal value of most parts to change, however these may vary from radio to radio. When replacing any parts be sure to change or use only those specified.

MODELS: Cobra 21GTL, 21LTD, 25GTL, 25LTD, 25LTD Classic

- ♦ 1. Change R76 (3.3K) to a 1K (Located near mike socket).
- ♦ 2. Change R43 (10 Ohm) to a 2.7 Ohm.
- ♦ 3. Change R108 (1 Ohm) to a .47 Ohm.
- ♦ 4. Re-Tune L10, L9, L8 for maximum Forward Power.

MODEL: Cobra 77X

- ♦ 1. Remove TR219 & C270 (1 uf).
- ♦ 2. Change R269 (560 Ohm) to a 270 Ohm.
- ♦ 3. Change C258 (220 pf NPO) to a 270 pf NPO.
- ♦ 4. Change R264 (1 Ohm) to a .47 Ohm.
- ♦ 5. Re-Tune L211, L212, L214 for maximum Forward Power.

MODEL: Cobra 78X

- ♦ 1. Remove TR8 & C49. (1uf)
- ♦ 2. Change R31 (560 Ohm) to a 270 Ohm.(Located next to TR8 in Mike circuit)
- ♦ 3. Change C83(220pf-NPO)to a 270pf-NPO.(Located between Driver & Final)
- ♦ 4. Change R91 (1 Ohm) to a .47 Ohm.
- ♦ 5. Re-Tune L11, L12, L15 for maximum Forward Power.

MODELS: Cobra 18RV, Cobra 23 Plus

- ♦ 1. Change R505 (3.3K) to a 1K
- ♦ 2. Change R310 (2.7 Ohm) to a .47 Ohm
- ♦ 3. Re-Tune L305, L306 for maximum Forward Power

MODEL: Cobra 19GTL

- ♦ 1. Remove TR8 & Change R31 (5.6K) to a 1K
- ♦ 2. Change C134 (330 pf NPO) to a 390 pf NPO
- ♦ 3. Change R91 (1 Ohm) to a .47 Ohm
- ♦ 4. Re-Tune L15, L16, L17 for maximum Forward Power

MODEL: Cobra 21XLR

- ♦ 1. Change R110 (2.2 Meg) to a 1 Meg
- ♦ 2. Change R35 (10 Ohm) to a 2.7 Ohm
- ♦ 3. Change R33 (4.7 Ohm) to a 1 Ohm
- ♦ 4. Re-Tune L15, L12, L11 for maximum Forward Power.

MODELS: Cobra 29GTL, 29LTD, 29LTD CLASSIC, 29LTD CLASSIC GOLD

- ♦ 1. Change R58 (10 Ohm) to a 2.7 Ohm
- ♦ 2. Change R123 (1 Ohm) to a .47 Ohm
- ♦ 3. Re-Tune L14, L13, L12 for maximum Forward Power

MODELS: Cobra 29XLR, 89XLR

- ♦ 1. Change R87 (2.2 Meg) to a 1 Meg
- ♦ 2. Change R49 (47 Ohm) to a 27 Ohm
- ♦ 3. Change R42 (4.7 Ohm) to a 1 Ohm
- ♦ 4. Change R43 (2.2 Ohm) to a .47 Ohm
- ♦ 5. Re-Tune L15, L12, L11 for maximum Forward Power.

MODELS: Cobra 87GTL, 89GTL, 1000GTL

- ♦ 1. Remove C128 (.47uf) & TR16
- ♦ 2. Change R132 (1K) to a 470 Ohm
- ♦ 3. Change C61 (220pf-NPO) to a 270pf-NPO
- ♦ 4. Change R50 (3.9 Ohm) to a 1 Ohm
- ♦ 5. Change R47 (1 Ohm) to a .47 Ohm
- ♦ 6. Re-Tune L17, L13, L12, L11 for maximum Forward Power.

MODEL: Cobra 90LTD

- ♦ 1. Clip D203
- ♦ 2. Change R320 (5.6 Ohm) to a 1 Ohm
- ♦ 3. Change C335 (100pf NPO) to a 150 pf NPO
- ♦ 4. Re-Tune L304, L305, L306 for Maximum Forward Power

Notes:

MODEL: Cobra 139XLR

Changes to make in Mike circuit (Located near IC3)

- ♦ 1. Unsolder cathode (Banded End) of D21 & D22 and lift out
- ♦ 2. Add a 4.7K Resistor across where D21 & D22 was unsoldered
- ♦ 3. Change R78 (27K) to a 56K
- ♦ 4. Change R84 (4.7K) to a 2.2K

Changes to make in Transmit Circuit

- ♦ 5. Change C174 (56pf NPO) to a 100pf NPO
- ♦ 6. Change C173 (180pf) to a 220pf
- ♦ 7. Re-tune L32, L30, L29, L28 for Maximum Forward Power on AM

MODELS: Cobra 140GTL, Cobra 142GTL

- ♦ 1. Remove TR32
- ♦ 2. Change R99 (10K) to a 2.2k
- ♦ 3. Change R94 (10K) to a 2.2K

MODELS: Cobra 148GTL, Cobra 2000GTL

- ♦ 1. Remove TR24
- ♦ 2. Change R126 (10K) to a 2.2k
- ♦ 3. Change R124 (10K) to a 4.7K
- ♦ 4. Re-Tune L37, L38 for maximum Forward Power on AM.

MODEL: Craig L-104

- ♦ 1. Change R76 (3.3K) to a 1K
- ♦ 2. Change R43 (10 Ohm) to a 2.7 Ohm
- ♦ 3. Change R108 (1 Ohm) to a .47 Ohm
- ♦ 4. Re-Tune L13, L10, L9, L8 for maximum Forward Power.

MODELS: Excalibur SSB(SRT-3600-10 Board),Excalibur SSB (EPT360010Z Board)

- ♦ 1. Remove TR32
- ♦ 2. Change R174 (10K) to a 2.2k
- ♦ 3. Change R187 (10K) to a 2.2K

MODELS: Galaxy Saturn(EPT360010A & EPT360011B Board),Super Galaxy, Galaxy DX 88HL, Galaxy Pluto,Galaxy II,Galaxy 33HML, Galaxy 44V, Grant-DX, Cobra 148GTL-DX.

- ♦ 1. Remove TR32
- ♦ 2. Change R174 (10K) to a 2.2k
- ♦ 3. Change R187 (10K) to a 2.2K

MODEL: General Electric 3-5804B

- ♦ 1. Remove Q503 & remove D504 or R519
- ♦ 2. Change R703 (2.2K) to a 470 Ohm
- ♦ 3. Change R906 (4.7 Ohm) to a 1 Ohm
- ♦ 4. Change C910 (82pf NPO) to a 120 pf NPO
- ♦ 5. Change R909 (1.5 Ohm) to a .47 Ohm
- ♦ 6. Re-Tune L903, L905, L906 for Maximum Forward Power

MODEL: General Electric 3-5804D, 3-5813B

- ♦ 1. Remove Q14 & C96
- ♦ 2. Change R59 (3.3K) to a 470 Ohm
- ♦ 3. Change C42 (120pf NPO) to a 150 pf NPO
- ♦ 4. Re-Tune L7, L11, L12 for Maximum Forward Power

MODEL: J.C. Penny 6237 (981-6237)

- ♦ 1. Remove R40 & Q10
- ♦ 2. Change R43 (4.7K) to a 1K
- ♦ 3. Change R70 (10 Ohm) to a 4.7 Ohm
- ♦ 4. Change R62 (2.2 Ohm) to a .47 Ohm
- ♦ 5. Re-Tune T14, T15, L4 for Maximum Forward Power

MODEL: K40-7

- ♦ 1. Change Resistor (2.7 Ohm) located in front of final bias Resistor (15 Ohm w/ RF Bead) to a .47 Ohm. (Do not change 15 Ohm Resistor)
- ♦ 2. Re-Tune L9, L6, L5, L4 for maximum Forward Power

MODELS: Kraco KCB-2310A, KCB-2320A, KCB-2320B, KCB-2330B

- ♦ 1. Remove C209
- ♦ 2. Remove Q121
- ♦ 3. Change R168 (3.3K) to a 470 Ohm
- ♦ 4. Re-Tune L109, L110 for maximum Forward Power

MODELS: Midland 13-830, 13-888B, 13-955

- ♦ 1. Remove C209 & Q121
- ♦ 2. Change R168 (3.3K) to 470 Ohm
- ♦ 3. Re-Tune L109, L110 for maximum Forward Power

MODEL: Midland 200M (77-200)

- ♦ 1. Remove TR17
- ♦ 2. Change R64 (1K) to a 470 Ohm
- ♦ 3. Change C105 (220 pf NPO) to a 270pf NPO
- ♦ 4. Change R112 (1 Ohm) to a .47 Ohm
- ♦ 5. Re-Tune L14, L15, L16 for Maximum Forward Power

MODEL: Midland 76-300 (Am Base)

- ♦ 1. Clip D203
- ♦ 2. Change R320 (5.6 Ohm) to a 1 Ohm
- ♦ 3. Change C335 (100pf NPO) to a 150 pf NPO
- ♦ 4. Re-Tune L304, L305, L306 for Maximum Forward Power

MODEL: Midland 77-099

- ♦ 1. Change R94 (2.7 Ohm) to a .47 Ohm
- ♦ 2. Re-Tune L10, L11, L13 for maximum Forward Power

MODEL: Midland 77-116

- ♦ 1. Change R91 (3.3 Ohm) to a .47 Ohm
- ♦ 2. Re-Tune L8, L9, L10 for maximum Forward Power

MODEL: Midland 77-118

- ♦ 1. Change R505 (3.3K) to a 1K
- ♦ 2. Change R310 (2.7 Ohm) to a .47 Ohm
- ♦ 3. Re-Tune L305, L306 for maximum Forward Power

MODEL: Midland 77-250 (Power Max)

- ♦ 1. Change R202 (1K) to a 470 Ohm
- ♦ 2. Change C320 (62 pf-NPO) to a 120 pf-NPO
- ♦ 3. Change R316 (3.3 Ohm) to a .47 Ohm
- ♦ 4. Re-Tune L304, L305, L307 for maximum Forward Power (HOT !!)

MODELS: Pearse Simpson Tiger 40A, Mark II

- ♦ 1. Remove C209 & Q121
- ♦ 2. Change R168 (3.3K) to 470 Ohm
- ♦ 3. Re-Tune L109, L110 for maximum Forward Power

MODELS: President Andrew J, P-220

- ♦ 1. Change R76 (3.3K) to a 1K
- ♦ 2. Change R43 (10 Ohm) to a 2.7 Ohm
- ♦ 3. Change R108 (1 Ohm) to a .47 Ohm
- ♦ 4. Re-Tune L13, L10, L9, L8 for maximum Forward Power.

MODEL: President AR-7

- ♦ 1. Change R60 (12 Ohm) to a 6.8 Ohm
- ♦ 2. Change R62 (1 Ohm) to a .47 Ohm
- ♦ 3. Re-Tune L12, L16 for maximum Forward Power

MODEL: President Convoy II

- ♦ 1. Change Resistor in front of TX Driver (10 Ohm) to a 4.7 Ohm
- ♦ 2. Change Resistor next to L14 (1 Ohm) to a .47 Ohm
- ♦ 3. Re-Tune L11, L9, L8 for maximum Forward Power

MODELS: President Grant (8719 PLL), Madison (8719 PLL)

- ♦ 1. Remove TR24
- ♦ 2. Change R126 (10K) to a 2.2k
- ♦ 3. Change R124 (10K) to a 4.7K
- ♦ 4. Re-Tune L37, L38 for maximum Forward Power on AM.

Notes:

MODEL: President Grant (858 PLL)

Changes to make in Mike circuit (Located near IC3)

- ♦ 1. Unsolder cathode (Banded End) of D21 & D22 and lift out
- ♦ 2. Add a 4.7K Resistor across where D21 & D22 was unsoldered
- ♦ 3. Change R78 (15K) to a 33K
- ♦ 4. Change R84 (4.7K) to a 2.2K

Changes to make in Transmit Circuit

- ♦ 5. Change C174 (56pf NPO) to a 82pf NPO
- ♦ 6. Change C173 (180pf NPO) to a 220pf NPO
- ♦ 7. Re-tune L32, L30, L29, L28 for Maximum Forward Power on AM

MODELS: President Honest Abe, Teddy R, Dwight D (858), Zachary T (858)

- ♦ 1. Change R87 (2.2 Meg) to a 1 Meg
- ♦ 2. Change R49 (47 Ohm) to a 27 Ohm
- ♦ 3. Change R42 (4.7 Ohm) to a 1 Ohm
- ♦ 4. Change R43 (2.2 Ohm) to a .47 Ohm
- ♦ 5. Re-Tune L15, L12, L11 for maximum Forward Power.

MODEL: President John Q

- ♦ 1. Change R110 (2.2 Meg) to a 1 Meg
- ♦ 2. Add a 2.2K 1/4 Watt resistor from the base of TR23 to ground
- ♦ 3. Change R120 (15K) to a 27K
- ♦ 4. Change R35 (10 Ohm) to a 2.7 Ohm
- ♦ 5. Change R33 (4.7 Ohm) to a 1 Ohm
- ♦ 6. Re-Tune L15, L12, L11 for maximum Forward Power.

MODEL: President Madison (858 PLL)

Changes to make in Mike circuit (Located near IC3)

- ♦ 1. Unsolder cathode (Banded End) of D21 & D22 and lift out
- ♦ 2. Add a 4.7K Resistor across where D21 & D22 was unsoldered
- ♦ 3. Change R78 (15K) to a 33K
- ♦ 4. Change R84 (4.7K) to a 2.2K

Changes to make in Transmit Circuit

- ♦ 5. Change C174 (56pf NPO) to a 82pf NPO
- ♦ 6. Re-tune L32, L30, L29, L28, VR8 for Maximum Forward Power on AM

MODELS: President McKinley, Washington (8719 PLL), P-400

- ♦ 1. Remove TR32
- ♦ 2. Change R99 (10K) to a 2.2k & Change R94 (10K) to a 2.2K
- ♦ 3. Re-Tune L36, L37 for maximum Forward Power on AM.

MODELS: President P200, P210

- ♦ 1. Change Resistor (2.7 Ohm) located in front of final bias Resistor (15 Ohm w/ RF Bead) to a .47 Ohm. (Do not change 15 Ohm Resistor)
- ♦ 2. Re-Tune L9, L6, L5, L4 for maximum Forward Power

MODEL: President Thomas J

- ♦ 1. Change R58 (10 Ohm) to a 2.7 Ohm
- ♦ 2. Change R123 (1 Ohm) to a .47 Ohm
- ♦ 3. Re-Tune L14, L13, L12 for maximum Forward Power

MODEL: President Washington (858 PLL)

Changes to make in Mike circuit (Located near IC3)

- ♦ 1. Unsolder cathode (Banded End) of D21 & D22 and lift out
- ♦ 2. Add a 4.7K Resistor across where D21 & D22 was unsoldered
- ♦ 3. Change R78 (27K) to a 56K
- ♦ 4. Change R84 (4.7K) to a 2.2K

Changes to make in Transmit Circuit

- ♦ 5. Change C174 (56pf NPO) to a 82pf NPO
- ♦ 6. Change C173 (180pf NPO) to a 220pf NPO
- ♦ 7. Re-tune L32, L30, L29, L28, VR8 for Maximum Forward Power on AM

MODEL: President Veep

- ♦ 1. Remove TR8 & Change R31 (5.6K) to a 1K
- ♦ 2. Change C134 (330 pf NPO) to a 390 pf NPO
- ♦ 3. Change R91 (1 Ohm) to a .47 Ohm
- ♦ 4. Re-Tune L15, L16, L17 for maximum Forward Power

MODELS: Realistic TRC-414

- ♦ 1. Change R109 (7.6 Ohm) to a 2 Ohm
- ♦ 2. Re-Tune L3, L6, L7 for maximum Forward Power

MODEL: Realistic TRC-420

- ♦ 1. Change R203 (6.8 Ohm) to a 1 Ohm
- ♦ 2. Re-Tune L102, L104, L106, L107 for maximum Forward Power

MODELS: Realistic TRC-421, TRC-422

- ♦ 1. Remove Q11 & Change R83 (2.2K) to a 470 Ohm
- ♦ 2. Change R107 (6.8 Ohm) to a 1 Ohm
- ♦ 3. Coils are sealed, no retuning should be attempted.

MODELS: Realistic TRC-421A, TRC-422A

- ♦ 1. Change R109 (8.1 Ohm) to a 2 Ohm
- ♦ 2. Re-Tune L3, L6 for maximum Forward Power

Notes:

MODEL: Realistic TRC-424

- ♦ 1. Remove Q506
- ♦ 2. Change R710 (2.7K) to a 470 Ohm
- ♦ 3. Change C920 (82pf) to a 120pf
- ♦ 4. Change R912 (1.5 Ohm) to a .47 Ohm
- ♦ 5. Change R921 (1.5 Ohm) to a .47 Ohm
- ♦ 6. Re-Tune L904, L906, L909, L910 for maximum Forward Power

MODEL: Realistic TRC-425

- ♦ 1. Remove Q509
- ♦ 2. Change R702 (1k) to a 470 Ohm
- ♦ 3. Change R942 (3.3 Ohm) to a .47 Ohm
- ♦ 4. Re-Tune L901, L902, L905 for maximum Forward Power

MODEL: Realistic TRC-426

- ♦ 1. Change R905 (4.7 Ohm) to a 2.7 Ohm
- ♦ 2. Change R908 (2.2 Ohm) to a .47 Ohm
- ♦ 3. Re-Tune L901, L903, L905 for maximum Forward Power

MODEL: Realistic TRC-427

- ♦ 1. Change R44 (6.8 Ohm) to a 3.9 Ohm
- ♦ 2. Change R61 (1 Ohm) to a .47 Ohm
- ♦ 3. Re-Tune L16, L15, L12 for maximum Forward Power

MODEL: Realistic TRC-431

- ♦ 1. Change R922 (1.5 Ohm) to a .47 Ohm
- ♦ 2. Re-Tune L905, L907, L910 for maximum Forward Power

MODEL: Realistic TRC-433

- ♦ 1. Change R102 (7.6 Ohm) to a 2 Ohm
- ♦ 2. Re-Tune L4, L3, L2 for maximum Forward Power

MODEL: Realistic TRC-452

- ♦ 1. Change R264 (1 Ohm) to a .47 Ohm
- ♦ 2. Re-Tune L211, L212, L214 for maximum Forward Power

MODEL: Realistic TRC-467

- ♦ 1. Remove Q107
- ♦ 2. Change R140 (1K) to a 470 Ohm
- ♦ 3. Change C168 (56pf NPO) to a 120pf NPO
- ♦ 4. Change R179 (5.6 Ohm) to a 1 Ohm
- ♦ 5. Re-Tune L104, L106, L107, L108 for Maximum Forward Power

MODEL: Realistic TRC-469

- ♦ 1. Remove TR20
- ♦ 2. Change R110 (3.3K) to a 1K
- ♦ 3. Change R69 (47 Ohm) to a 27 Ohm
- ♦ 4. Change R64 (8.2 Ohm) to a 3.9 Ohm
- ♦ 5. Change R63 (1 Ohm) to a .47 Ohm
- ♦ 6. Re-Tune L11, L10, L9 for maximum Forward Power

MODEL: Robyn AM-500D

- ♦ 1. Change R87 (2.2 Meg) to a 1 Meg
- ♦ 2. Change R49 (47 Ohm) to a 27 Ohm
- ♦ 3. Change R42 (4.7 Ohm) to a 1 Ohm
- ♦ 4. Change R43 (2.2 Ohm) to a .47 Ohm
- ♦ 5. Re-Tune L15, L12, L11 for maximum Forward Power.

MODEL: Robyn SB-510D

Changes to make in Mike circuit (Located near IC3)

- ♦ 1. Unsolder cathode (Banded End) of D21 & D22 and lift out
- ♦ 2. Add a 4.7K Resistor across where D21 & D22 was unsoldered
- ♦ 3. Change R78 (15K) to a 33K
- ♦ 4. Change R84 (4.7K) to a 2.2K

Changes to make in Transmit Circuit

- ♦ 5. Change C174 (47pf NPO) to a 82pf NPO
- ♦ 6. Change C173 (180pf NPO) to a 220pf NPO
- ♦ 7. Re-tune L32, L30, L29, L28, VR8 for Maximum Forward Power on AM

MODEL: Robyn SB-520D

Changes to make in Mike circuit (Located near IC3)

- ♦ 1. Unsolder cathode (Banded End) of D21 & D22 and lift out
- ♦ 2. Add a 4.7K Resistor across where D21 & D22 was unsoldered
- ♦ 3. Change R78 (27K) to a 56K
- ♦ 4. Change R84 (4.7K) to a 2.2K

Changes to make in Transmit Circuit

- ♦ 5. Change C174 (56pf NPO) to a 82pf NPO
- ♦ 6. Change C173 (180pf NPO) to a 220pf (NPO)
- ♦ 7. Re-tune L32, L30, L29, L28, VR8 for Maximum Forward Power on AM

MODELS: Superstar 1700, 3600, 3900

- ♦ 1. Remove TR32
- ♦ 2. Change R174 (10K) to a 1k
- ♦ 3. Change R187 (10K) to a 1K

MODELS: Teaberry T Bear, "T" Command

- ♦ 1. Change R87 (1.5 Meg) to a 1 Meg
- ♦ 2. Change R42 (15 Ohm) to a 2.2 Ohm
- ♦ 3. Change R43 (2.2 Ohm) to a .47 Ohm
- ♦ 4. Re-Tune L15, L12, L11 for maximum Forward Power

MODEL: Teaberry Stalker IX (Export)

- ♦ 1. Remove TR31
- ♦ 2. Change R162 (10K) to a 1K
- ♦ 3. Change Resistor (10K) next to R129 to a 1K

MODEL: Texas Star 2100.

- ♦ 1. Remove TR32
- ♦ 2. Change R174 (10K) to a 1k
- ♦ 3. Change R187 (10K) to a 1K

MODEL: Tristar 120

- ♦ 1. Change R70 (4.7 Ohm) to a .47 Ohm
- ♦ 2. Re-Tune L10, L11, L12, L13 for maximum Forward Power

MODELS: Tristar 240 (New Model), Tristar 340 (New Model)

- ♦ 1. Change R97 (10 Ohm) to a 1 Ohm
- ♦ 2. Re-Tune L7, L11-B, LH-10, LH11, L1 for maximum Forward Power

MODELS: Uniden PRO-500D, PRO-510XL, PRO-520XL

- ♦ 1. Change Resistor (2.7 Ohm) located in front of final bias Resistor (15 Ohm w/ RF Bead) to a .47 Ohm. (Do not change 15 Ohm Resistor)
- ♦ 2. Re-Tune L9, L6, L5, L4 for maximum Forward Power

MODELS: Uniden AR-14, AX-14

- ♦ 1. Remove TR8 & Change R31 (5.6K) to a 1K
- ♦ 2. Change C134 (330 pf NPO) to a 390 pf NPO
- ♦ 3. Change R91 (1 Ohm) to a .47 Ohm
- ♦ 4. Re-Tune L15, L16, L17 for maximum Forward Power

MODELS: Uniden AR 44, AX 44, AR 711, AX 711, PC 66, PC 66A

- ♦ 1. Change R76 (3.3K) to a 1K
- ♦ 2. Change R43 (10 Ohm) to a 2.7 Ohm
- ♦ 3. Change R108 (1 Ohm) to a .47 Ohm
- ♦ 4. Re-Tune L13, L10, L9, L8 for maximum Forward Power.

MODEL: Uniden Dwight D

- ♦ 1. Remove C128 (.47uf) & TR16
- ♦ 2. Change R132 (1K) to a 470 Ohm
- ♦ 3. Change R50 (3.9 Ohm) to a 1 Ohm
- ♦ 4. Change R47 (1 Ohm) to a .47 Ohm
- ♦ 5. Re-Tune L13, L12, L11 for maximum Forward Power.

MODEL: Uniden Grant, Madison

- ♦ 1. Remove TR24
- ♦ 2. Change R126 (10K) to a 2.2k
- ♦ 3. Change R124 (10K) to a 2.2K
- ♦ 4. Re-Tune L37, L38 for maximum Forward Power on AM.

MODELS: Uniden PC-33, PC-55

- ♦ 1. Change Resistor (12 Ohm) in front of Transmit Driver to a 4.7 Ohm.
- ♦ 2. Change Resistor (1 Ohm) between the Driver and Final transistor to a .47 Ohm
- ♦ 3. Re-Tune L8, L7, L6 for maximum Forward Power

MODELS: Uniden PC-244, AR-144

- ♦ 1. Remove TR27
- ♦ 2. Change R157 (10K) to a 1K
- ♦ 3. Change R147 (10K) to a 1K

MODEL: Uniden PTC-104

- ♦ 1. Change Resistor in front of TX Driver (10 Ohm) to a 4.7 Ohm
- ♦ 2. Change Resistor next to L14 (1 Ohm) to a .47 Ohm
- ♦ 3. Re-Tune L11, L9, L8 for maximum Forward Power

MODEL: Uniden Washington

- ♦ 1. Remove TR32
- ♦ 2. Change R99 (10K) to a 2.2k
- ♦ 3. Change R94 (10K) to a 2.2K
- ♦ 4. Re-Tune L36, L37 for maximum Forward Power on AM.

MODEL: Uniden Zachary T

- ♦ 1. Remove C128 (.47uf) & TR16
- ♦ 2. Change R132 (1K) to a 470 Ohm
- ♦ 3. Change R50 (3.9 Ohm) to a 1 Ohm
- ♦ 4. Change R47 (1 Ohm) to a .47 Ohm
- ♦ 5. Re-Tune L13, L12, L11 for maximum Forward Power.

REPAIR TIP SECTION

MODEL : Cobra 2000GTL

PROBLEM: Frequency Counter unstable. Reading very erratic.

REMEDY : Cure: Locate D528 (XZ057) in frequency counter module. This is a 5.7 volt 1/2 watt zener diode. Replace with an NTE-136A 1 watt. This should cure the problem.

REPAIR TIP SECTION

MODEL : Cobra 142GTL, Cobra 140GTL, Cobra 2000GTL/148GTL, Washington, McKinley, Grant, Madison (New Models)

PROBLEM: TR34 (2SC1419 AM Regulator failure.) TR41 in 2000GTL/148GTL, Grant, & Madison. 2SC1419 not capable of handling FULL POWER OUTPUT, Radio transmits on SSB but not on AM !

REMEDY : Change 2SC1419(2 amp) to a GE-66 (10 amp) or NTE-152 (7 amp)

MODEL : Cobra 139XLR, Washington (858 Chip), Madison (858 Chip), ROBYN 520D & 510D.

PROBLEM: Relay Buzzing on SSB transmit, causes lights to dim, sometimes fuse will blow. Usually no AM transmit also.

REMEDY : Locate C-179 in the Final Output circuit. This is a 2.2 uf (25 Volt) small blue Tantalum Electrolytic. Change this component to a standard 2.2 uf (50 Volt) Electrolytic Capacitor. This should restore proper operation on most units.

MODEL : GALAXY SATURN (And export models using same Freq. Counter Module)

PROBLEM: Frequency Counter Problems.

The most common problem with the GALAXY SATURN frequency counter is after it is on awhile the read-out becomes unstable. Sometimes the display will quit all together. Turning off the unit and allowing it to cool for a short period of time will usually restore correct operation. This problem has been traced to a Zener Diode inside the frequency counter module. It is marked D-603. This is a 2.4 volt, 1/4 watt zener next to IC-609 (LM-7808) regulator.

Remedy: Change D-603 to a NTE-5000A (2.4 volt, 1/2 Watt) zener. This should restore normal operation.

REPAIR TIP SECTION

MODEL : GALAXY SATURN (Also other export models using similar CHASSIS BOARD.)

PROBLEM: Distortion on SSB sometimes causing failure of TR-51 (2SB-754).

REMEDY : This problem is usually caused by having the SSB ALC adjustment turned up too high. Do not adjust VR-12 full open (11 o'clock position). Normally this adjustment should be not be turned past the 6 o'clock position.

MODEL : RANGER RCI-2950

PROBLEM: Squeal on transmit.

REMEDY : Locate audio lead on the mike socket. Place two RF Beads on this line, and run a .001 uf Capacitor from the audio pin to ground .

MODEL : All Radios

PROBLEM: Overmodulation

REMEDY : Overmodulation sometimes occurs after Cutting or removing a diode or capacitor from circuit. If you find you are having this problem or the customer complains of distortion on transmit, this will provide you with information on how to effect a cure without cutting back on performance.

All that is required is to simply insert a resistor (1k to 15k value) in series with either the diode or capacitor that you cut or removed from circuit. Of course if you did remove anything completely from circuit , it will be necessary to replace the original part first. Then you may proceed from here. Experimentation will be required until you find the correct resistor value.

ALIGNMENT ADJUSTMENTS

Model: Cobra 140GTL, 142GTL, President P-400, Uniden Washington

VR1 - "S" Meter	VR5 - Carrier Balance	VR9 - Final Bias(45 ma TP7)
VR2 - Squelch	VR6 - Am Power	VR10 - Tx Pwr Meter
VR3 - Tx Frequency	VR7 - Ssb Power (ALC)	VR12 - Modulation Meter
VR4 - N/A	VR8 - Driver Bias(35 ma TP8)	

Model: Cobra 148GTL-DX (Early Production Model)

VR1 - Squelch	VR5 - Modulation (AMC)	VR11 - Am Power
VR2 - Cw Squelch	VR6 - Transmit Frequency	VR12 - Cw Sidetone Level
VR3 - Fm Deviation	VR7 - Ssb Power (ALC)	
VR4 - Carrier Balance	VR8 - Transmit Meter	

Model: Cobra 2000GTL

VR1 - Am Signal Meter	VR5 - Tx Frequency	VR9 - Driver Bias (25 ma.)
VR2 - Ssb Signal Meter	VR6 - TX Meter	VR10 - Am Power
VR3 - Squelch	VR7 - Modulation Meter	VR11 - Ssb Power (ALC)
VR4 - Carrier Balance	VR8 - Final Bias (50 ma.)	VR12 - Modulation

Model: Colt 444, Superstar 95, Tristar 727

VR1 - Tx Meter	VR11 - Hi Pwr Modulation	VR14 - Mid Rf Pwr
VR2 - Squelch	VR12 - Mid Pwr Modulation	VR15 - Low Rf Pwr
VR3 - Rx Meter	VR13 - Low Pwr Modulation	

Model: Galaxy Saturn w / EPT360010A Board

VR1 - AM/FM "S" Meter	VR7 - Carrier Balance	VR13 - AM Power
VR2 - SSB/CW "S" Meter	VR8 - Rf Power Meter	VR14 - Modulation
VR3 - Ssb Squelch	VR10 - Final Bias	VR16 - CW Tone Level
VR4 - Am Squelch	VR11 - Driver Bias	VR20 - Final Bias
VR5 - Fm Deviation	VR12 - Ssb Power(ALC)	VR803 - Am Low TX Power

Model: Galaxy Saturn w / EPT360011B Board

VR1 - AM/FM "S" Meter	VR7 - Carrier Balance	VR13 - AM Power
VR2 - SSB/CW "S" Meter	VR8 - Rf Power Meter	VR14 - Modulation
VR3 - Ssb Squelch	VR10 - Final Bias	VR16 - CW Tone Level
VR4 - Am Squelch	VR11 - Driver Bias	VR20 - Final Bias
VR5 - Fm Deviation	VR12 - Ssb Power(ALC)	VR21 - Transmit Freq.
		VR803 - Am Low TX Power

ALIGNMENT ADJUSTMENTS

Model: Formac 240

VR1 - Tx Meter	VR4 - Mid Pwr Modulation	VR7 - Lo Pwr Output
VR2 - Fm Dev.(By R145)	VR5 - Hi Pwr Modulation	VR8 - Squelch
VR3 - Lo Pwr Modulation	VR6 - Mid Pwr Output	VR9 - Rx Meter

Model: Formac 700

VR1 - Tx Meter	VR5 - Hi Pwr Modulation	VR8 - Squelch
VR3 - Lo Pwr Modulation	VR6 - Lo Pwr Output	VR9 - Rx Meter
VR4 - Mid Pwr Modulation	VR7 - Mid Pwr Output	

Model: President Jackson (New Export Model W/PB-042AG Board)

VR1 - Rx Meter	VR5 - Carrier Balance	VR9 - Final Bias
VR2 - Squelch	VR6 - Tx Freq.	VR10 - Driver Bias
VR3 - Modulation Meter	VR7 - Rf Meter	VR11 - Am Power
VR4 - Fm Deviation	VR8 - Ssb Power (Alc)	VR12 - Modulation

Model: President JFK

VR1 - Tx Meter	VR501 - Low Power RF
VR2 - Squelch	VR801 - FM Deviation
VR3 - Rx Meter	

Model: President Madison (8719 PLL), Uniden Madison

VR1 - Am "S" Meter	VR5 - Transmit Frequency	VR9 - Driver Bias (25 ma)
VR2 - Ssb "S" Meter	VR6 - Rf Power Meter	VR10 - Am Power
VR3 - Squelch	VR7 - Modulation Meter	VR11 - Ssb Power (ALC)
VR4 - Carrier Balance	VR8 - Final Bias (50 ma)	VR12 - Ant. Warning Ind.

Model: Superstar 1700 B, 1700 S, Palomar 1200 (Export)

VR1 - Tx Meter	VR10 - FM Deviation	VR13 - Low Pwr Modulation
VR2 - Squelch	VR11 - Hi Pwr Modulation	VR14 - Mid Rf Pwr
VR3 - Rx Meter	VR12 - Mid Pwr Modulation	VR15 - Low Rf Pwr

Model: RANGER RCI-2950

VR1 - Am "S" Meter	VR7 - Carrier Balance	VR14 - Am Modulation
VR2 - SSB "S" Meter.	VR8 -RF Power Meter	VR15 -AM Lo Transmit Pwr
VR3 - Ssb Squelch	VR12 - Ssb Tx Power	VR21-FM Deviation
VR4 - Am Squelch	VR13 - Am HI Transmit Power	

ALIGNMENT ADJUSTMENTS

Model: Cobra 148GTL-DX (Late Prod. Model), Superstar 360Fm (PB010 Chassis Board)

VR1 - Am/Fm "S" Meter	VR5 - Fm Deviation	VR12 - Ssb Transmit Power
VR2 - Ssb/Cw Meter	VR6 - Tx Frequency	VR13 - Am Transmit Power
VR3 - Ssb/Cw Squelch	VR7 - Carrier Bal.	VR14 - Am Modulation
VR4 - Am/Fm Squelch	VR8 - Tx Meter	VR15 - Cw Audio Volume

Model: President Jackson (PB042 Chassis Board)

VR1 - Am/Fm "S" Meter	VR5 - Carrier Balance	VR11 - Am Transmit Power
VR2 - Am/Fm Squelch	VR7 - Rf Meter	VR12 - Am Modulation
VR3 - Modulation Meter	VR8 - Ssb Tx Power	
VR4 - Fm Deviation	(Remove TR-26 for improved Modulation)	

Model: Excalibur SSB (EPT360010Z Chassis Board)

VR1 - Am "S" Meter	VR5 - Fm Deviation	VR12 - Ssb Transmit Power
VR2 - Ssb "S" Meter	VR7 - Carrier Balance	VR13 - Am Transmit Power
VR3 - Ssb Squelch	VR8 - Rf Transmit Meter	VR14 - Am Modulation
VR4 - Am Squelch		VR16 - Cw Tone Level
		VR802- Low Ssb Power
		VR803- Low Am Power

Model: Excalibur SSB (PTBM121D4X Chassis Board), Tristar 747, Colt 320FM, Colt 320DX, Colt 1200DX, Concorde II, Cobra GTL150, HyGain 2795 & 2795DX, Intek 1200FM, Lafayette HB-870AFS.

RV1 - Fm Deviation	RV6 - Carrier Balance	RV11 - Ssb Squelch
RV2 - Final Bias	RV7 - Am "S" Meter	RV12 - Ssb Mic. Gain
RV3 - Rf Transmit Meter	RV8 - Ssb "S" Meter	RV13 - Am Transmit Power
RV4 - Ssb Tx Power	RV9 - AGC	RV14 - Am Modulation
RV5 - Carrier Balance	RV10- Am Squelch	

Model: Concorde III, Jumbo III, Multimode III

RV1 - Fm Deviation	RV5 - Carrier Balance	RV9 - Ssb Mic. Gain
RV2 - Final Bias	RV6 - Ssb AGC	RV10 - Squelch Range
RV3 - Ssb Tx Power	RV7 - Ssb "S" Meter	RV11 - Am Transmit Power
RV4 - Rf Transmit Meter	RV8 - Am "S" Meter	RV12 - Am Modulation

Notes:

ALIGNMENT ADJUSTMENTS

Model: Cobra 148GTL-DX (Fake), Colt 1600DX & 2000DX, Colt 2400, Falcon 2000, HyGain 8795(V), Lafayette 1800, 2400, Midland 7001 (Export), Mongoose 2000, Nato 2000, Pacific 160, Palomar 2400, 5000, Starfire DX, Superstar 2000, Superstar 2200, Thunder 2000, Tristar 777, Tristar 797, Tristar 848.

RV1 - Fm Deviation
RV2 - Final Bias
RV3 - Ssb Tx Power
RV4 - Rf Transmit Meter

RV5 - Carrier Balance
RV6 - Ssb Mic Gain
RV7 - Ssb AGC
RV8 - Am "S" Meter

RV9 - Ssb "S" Meter
RV10 - Squelch Range
RV11 - Am Transmit Power
RV12 - Am Modulation

Model: President Madison (858 PLL chip)


VR1 - "S" Meter
VR2 - Ssb AGC
VR3 - Squelch
VR4 - Carrier Balance
CT7 - Ssb Power (ALC)

VR5 - Am AGC
VR7 - Modulation (AMC)
VR8 - Am Power
VR9 - Tx Freq Adjust

VR12 - Tx Meter
VR14 - Modulation Meter
VR15 - Driver Bias
VR16 - Final Bias

COPYRIGHT © (1995)
All Rights Reserved

THOMAS PUBLISHING
128 EAST WOOD ST.
PARIS, IL 61944
(217) 466-4210



CB TUNE-UP MANUAL MASTER EDITION VOLUME II

Covers CHANNEL MODIFICATIONS, CLARIFIER CONVERSIONS, TUNE-UP INFO, CB REPAIR TIPS, POWER MODIFICATIONS, AND MICROPHONE WIRING CHARTS on many popular models. Specific instructions for models from Uniden, Cobra, Robyn, Sears, Midland, Galaxy, Realistic, Superstar, Boman, Colt, Gemtronics, Kraco, GE., RCA, Truetone, Lafayette, Teaberry, and many others. SCANNER REPAIR TIPS, AND MODIFICATION and much more.

- ◆ A MUST FOR ANY TECHNICIAN.....
- ◆ PROFESSIONALLY PRINTED & FULLY ILLUSTRATED with easy to use illustrations....
- ◆ MICROPHONE WIRING CHARTS FOR OVER 280 different MODELS....

REVISED EDITION



CB TUNE-UP MANUAL MASTER EDITION VOLUME III

Volume III provides more instructions for Channel Modifications, Clarifier Conversions, Tune-up Info, CB Repair Tips, Power Modifications, Scanner Repair Tips, Alignment Info, Microphone Wiring Charts, on many more popular models from Galaxy, GE, Midland, Realistic, Sharp, Superstar, Tek, Uniden, USACO, Cobra, Scott Dak, Teaberry, President, Tram, Robyn, JC Penny, Palomar, Pyramid, Pearse Simpson, Sears, Superstar, TRS Challenger and many others. Covers Exports also...!

PROFESSIONALLY PRINTED & FULLY ILLUSTRATED.

- ◆ A MUST FOR ANY TECHNICIAN.....
- ◆ FULLY ILLUSTRATED with easy to use illustrations....
- ◆ MICROPHONE WIRING CHARTS FOR OVER 175 Models



REVISED EDITION



CB TUNE-UP MANUAL MASTER EDITION VOLUME 4

More great tips and modifications and service info on the GALAXY Saturn - FORMAC 240 - RCI-2950 - MIDLAND 2001(Export) - SUPERSTAR Tek-505D & Tek-506D - SUPERSTAR 120 & 121 - SUPERSTAR 360FM - SUPERSTAR 3900 - COBRA 2000GTL - COBRA 1466TL - REALISTIC TRC473 - TEABERRY STALKER IX - TEABERRY STALKER XX - UNIDEN AR-144 - UNIDEN PRO-810e - HUNTER 120 - TRISTAR 240 - CONNEX 3300 GALAXY SIRIUS - SEARS Base/Mobile - TRAM D300 - REALISTIC TRC-490 and many more.

- ◆ Illustrated and written for ease of use.....
- ◆ Microphone wiring charts, Repair Tips.....
- ◆ Complete with Master Index for Volumes 1 through Volume 4.....

Hot New Manual

Manuals that Pay for themselves with the first use




CB TUNE-UP MANUAL MASTER EDITION VOLUME 5

Contains more great tips and modifications and service info on the GALAXY SATURN - GALAXY 44V - GALAXY 77HML - GALAXY SIRIUS - COLT 480 - COLT 1000 - CONNEX 3300 - DAK Mark X - JC PENNY 6247 - COBRA 2000GTL - COBRA 1466TL - PALOMAR SSB-500 - PRESIDENT WASHINGTON - PRESIDENT MADISON - ROBYN 520D - RCI-2970 - SUPERSTAR 3900 - UNIDEN PRO-810e - UNIDEN GRANT-XL - UNIDEN HR-2510 - UNIDEN HR-2600 - UNIDEN Pro-640e - REALISTIC TRC432 - REALISTIC TRC437 - REALISTIC TRC456 - REALISTIC TRC492 and many more.

- ◆ Professionally Illustrated and written for ease of use.....
- ◆ New Microphone wiring charts
- ◆ Complete with Master Index for Volumes 1 thru Volume 5.....

Manuals that Pay for themselves with the first use



CB TUNE-UP MANUAL MASTER EDITION VOLUME 6

Contains more great peaking tips, Channel Conversions and modifications and service info on the GALAXY SATURN II - GALAXY DX55V
New COBRA Models - GALAXY DX66V - GALAXY 77HML - GALAXY MIRAGE 44 - GALAXY DX 33HML - GALAXY PLUTO - ALAN
555 - ALAN 560 - EMPEROR TS-5010 - SUPERSTAR 3900 - YOSAN JC-2204 - DIRLAND SS-3900 - TRI MAX 220 -
SUPERSTAR "JA" - Craig L131 - Craig L231 - Midland 77-285 - SUPERSTAR 121 - RANGER ST-1000 and many more.

- ◆ Professionally Illustrated and written for ease of use.....
- ◆ New style Microphone wiring charts
- ◆ Complete with Master Index for Volumes 1 thru Volume 6.....

Available Now



**GALAXY SATURN
SERVICE/OWNERS MANUAL**
COMPLETE with Schematics
Operating Instructions
Complete Voltage Information
Transistor & IC Pin-Outs
Repair & Conversion Tips
Channel Charts for 5 & 6 Band Versions
Available from your Local Dealer or Distributor

Although this manual is written to cover the Galaxy Saturn, it can also be used on many other Export Radios with the same circuit board. Such as the SUPER GALAXY, MIRAGE 88, GALAXY II, GALAXY 77HML, 77V, GALAXY 88HML, 88V, and many others.



SCANNER REPAIR & MODIFICATION MANUAL Volume 1

provides Troubleshooting Tips, Repair Tips, Flow Charts, Schematic Diagrams, Voltage Charts, Cellular Modifications, and Channel Modifications on many popular BEARCAT & UNIDEN Scanners. Information never before available !! How to easily repair many common reoccurring problems with each model. Why pay the factory \$47.50 plus shipping to fix simple problems that you could easily repair yourself.

SCANNER REPAIR & MODIFICATION MANUAL Volume 2

Important Features:

- ◆ Written in simple terms for ease of use..
- ◆ Fully Illustrated with Circuit Diagrams and Component Locations..
- ◆ Transistor and Integrated Circuit Voltage Charts.....
- ◆ Specific problems that occur in each model and its symptoms...
- ◆ Specific information on how to make necessary repairs...
- ◆ Repair & Circuit Modification information not available before now...

This scanner manual is super. Anyone can repair scanners using this manual.



The Super-Talk™ Kit enables you to add variable power to any AM or SSB radio. Once installed you will be able to vary your RF Power from full power, down to zero watts on dead key. As you talk into the microphone your modulation will furnish the drive, thus causing your radio's transmitter to operate like a modulator. Easy four wire hook-up. Easy Installation Instructions Included with each kit. Works great on Exports also!

Benefits of using the Super-Talk™ Kit:

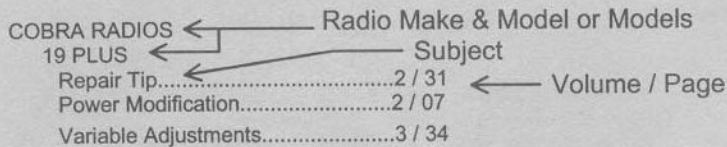
- ◆ 1. More efficient transmitting power, gives radio more punch !
- ◆ 2. Louder and clearer modulation !
- ◆ 3. Adds Variable Power capabilities to AM & SSB !



The SUPER-TALK™ w/ Variable Power is available from your local dealer or distributor. Try it, you'll like it!



Using the Master Index



Note : This INDEX covers the latest revised edition of CB TUNE-UP MANUAL MASTER EDITION Volume 1. The new revised edition has the same information as the old Volume 1 but with a new improved format for ease of use. Although the information is the same, unfortunately it will not be on the same page as the old Volume 1. Please keep this in mind when using this index for subject matter contained in the old version of Volume 1. *Thank You!*

SUBJECT INDEX

CHANNEL CONVERSIONS
 858 PLL Chip..... 2 / 15-23
 8719 PLL Chip..... 2 / 24-29
 PLL-02A Chip..... 2 / 10-14
 Component Identification..... 5 / 48
 Correction for Volume II (Page 25)..... 2 / 25
 Corrections..... 5 / 06
 Correction for 858 Clarifier Mod..... 3 / 21
 Improving Radio Performance..... 3 / 06

MICROPHONE WIRING CHARTS
 Volume II..... 2 / 34-43
 Volume III..... 3 / 39-45
 Volume 4..... 4 / 52-58
 Volume 5..... 5 / 49-51
 Volume 6..... 6 / 40-50

REPAIR TIP
 ALL RADIOS
 Over Modulation..... 1 / 61

SCANNER REPAIR TIPS
 BC-140XL, BC-142XL, BC-145XL
 No Audio, Unit still Scans & Prog 2 / 46
 No scan, no audio or squelch..... 3 / 47
 BC-147XL
 No Audio, Unit still Scans & Prog 2 / 46
 BC-210XL
 No Digit Display or very Dim..... 2 / 44
 BC-210XW
 No Digit Display or very Dim..... 2 / 45
 BC-800XLT
 No Digit Display or very Dim..... 3 / 47
 Voltage Pin-Out Information..... 3 / 48-50
 BC-855XLT
 Cellular Restoration Mod..... 2 / 47

BEARCAT 20/20
 No Digit Display or very Dim..... 2 / 45

STANDARD 40 CH. Freq. Chart..... 6 / 06

SUPER-TALK INSTALLATION
 General Installation Instructions..... 3 / 27
 ANDREW "J"..... 2 / 06
 AR44, AX44..... 2 / 06
 AR-711, AX-711..... 2 / 06
 COBRA 21GTL, 25GTL, 25LTD..... 2 / 06
 COBRA 29LTD or LTD Classic..... 2 / 04, 05
 COBRA 142GTL Installation..... 3 / 26
 (Same as Washington)
 COBRA 2000GTL..... 4 / 10
 CONNEX 3300..... 4 / 18
 HONEST ABE Installation..... 3 / 28
 P220..... 2 / 06
 REALISTIC TRC-432..... 5 / 27
 REALISTIC TRC-490..... 5 / 28
 SUPERSTAR 3900..... 4 / 22
 T BEAR Installation..... 3 / 28
 UNIDEN PC66, PC66A..... 2 / 06
 UNIDEN WASHINGTON Install..... 3 / 26

TALK BACK
 Conversion Mod. for Export Radios 3 / 30

CB RADIO INDEX
ACTIONLINE RADIOS
 WCB-10
 Tune-Up..... 1 / 04

ALAN RADIOS
 ALAN 555
 ALAN560
 Tune-Up..... 6 / 04

ALARON RADIOS
 B-1025 B-4085
 B-1100 B-4900
 B-1150 B-5050A
 B-4075 B-5200
 Tune-Up..... 1 / 04

AMERICAN ELECTRONICS RADIOS
 76-501 76-601
 76-551
 Tune-Up..... 1 / 04

ARGO RADIOS
 ARGO 300
 Tune-Up..... 1 / 04

ARGUS RADIOS
 5000
 Tune-Up..... 1 / 05

AUDIOVOX RADIOS
 100
 Tune-Up..... 1 / 05
 CB-26
 Tune-Up..... 2 / 02
 MCB-500 MCB-3000
 MCB-750 MCB-5000
 MCB-1000 MDU-6000
 MCB-2000 WINDSOR
 Tune-Up..... 1 / 05

AUTOMATIC RADIOS
 CBH-2265
 Tune-Up..... 1 / 05

BELTEK RADIOS
 ENDURO 5 & ENDURO 23
 Tune-Up..... 1 / 05

BETA RADIOS
 BETA 23 DELUXE
 Tune-Up..... 1 / 05

BOMAN RADIOS
 CB-515 CB-750
 CB-555 CB-770
 CB-720B CB-775
 CB-725
 Tune-Up..... 1 / 07
 CB-910
 Channel Conversion..... 2 / 11-14
 Tune-Up..... 1 / 05
 CB-920
 Channel Conversion..... 2 / 11-14
 Tune-Up..... 1 / 05
 CB-930
 Channel Conversion..... 2 / 11-14
 Tune-Up..... 1 / 05
 CB-950
 Tune-Up..... 1 / 05
 CBH-900 CBR-9900
 CBH-990 CBR-9940
 CBM-6100 CBR-9950
 CBR-9600
 Tune-Up..... 1 / 06

BRISTOL RADIOS
 CB-2271
 Tune-Up..... 1 / 06

BROWNING RADIOS
 BARON
 BROWNIE 23
 Tune-Up..... 1 / 06
 BROWNIE 40
 Channel Conversion..... 2 / 15-17
 Tune-Up..... 1 / 06
 LTD
 MARK 4A
 SABRE
 SST (Early Production)
 SST (Late Production)
 SST 2
 Tune-Up..... 1 / 06

CALTRON RADIOS
 CB-7500
 Tune-Up..... 1 / 06

CHANNEL MASTER RADIOS
 CB-6830 CB-6834
 CB-6832 CB-6835
 Tune-Up..... 1 / 06

CLARICON RADIOS
 71200
 ACTIVATOR (308000)
 Tune-Up..... 1 / 06
 INTRUDER (30200)
 PIRATE (30400)
 Tune-Up..... 1 / 07
 PRIVATEER (30600)
 RAIDER
 Tune-Up..... 1 / 06

CLARION RADIOS
 DMA-066 PE-672E
 JC-201E (CB UNIT) RCJ-003
 JC-202E TC-203C
 JC-203E
 Tune-Up..... 1 / 07

COBRA RADIOS
 7 PLUS
 Tune-Up..... 1 / 07
 10 PLUS
 Tune-Up..... 1 / 07
 18 LTD
 Tune-Up..... 1 / 07
 18 PLUS
 Tune-Up..... 1 / 07
 18 RV
 Power Modification..... 1 / 50
 Tune-Up..... 1 / 07
 18 ULTRA
 Tune-Up..... 6 / 04
 Variable Alignments..... 6 / 31
 19
 Tune-Up..... 1 / 07
 19 GTL
 Power Modification..... 1 / 50
 Tune-Up..... 1 / 07
 Variable Adjustments..... 4 / 45
 19 LTD
 Tune-Up..... 1 / 07
 19 LTD Classic
 Tune-Up..... 1 / 07
 19M
 Tune-Up..... 1 / 07
 19 PLUS (Metal Case Model)
 Tune-Up..... 1 / 07

19 PLUS (Plastic Case Model)
 Power Modification..... 2 / 07
 Repair Tip..... 2 / 31
 Tune-Up..... 1 / 07
 Variable Adjustments..... 3 / 34

19XS
 Tune-Up..... 1 / 07

20 (B&K)
 Tune-Up..... 1 / 07

20 LTD
 Tune-Up..... 1 / 07

20 PLUS
 Tune-Up..... 1 / 07

20 PLUS (Plastic Case Model)
 Tune-Up..... 1 / 07

21
 Tune-Up..... 1 / 07

21A (Old Version)
 Tune-Up..... 1 / 07

21GTL
 Power Modification..... 1 / 49
 Tune-Up..... 1 / 07
 Super-Talk Installation..... 2 / 06

21LTD
 Power Modification..... 1 / 49
 Tune-Up..... 1 / 07

21 LTD Classic
 Tune-Up..... 1 / 07

21 LTD Classic (New Model made in China)
 Tune-Up..... 6 / 04
 Variable Adjustments..... 6 / 31

21 PLUS
 Tune-Up..... 1 / 07

21X
 Tune-Up..... 1 / 07

21XLR
 Power Modification..... 1 / 50
 Tune-Up..... 1 / 08

23 PLUS
 Power Modification..... 1 / 50
 Tune-Up..... 1 / 08

25GTL
 Power Modification..... 1 / 49
 Tune-Up..... 1 / 08
 Super-Talk Installation..... 2 / 06

25LTD, Classic, Classic Gold
 Power Modification..... 2 / 07
 Super-Talk Installation..... 2 / 06
 Tune-Up..... 1 / 08
 Tune-Up..... 2 / 02
 Variable Adjustments..... 3 / 34

25LTD WX Classic
 Tune-Up..... 6 / 04
 Variable Adjustments..... 6 / 31

25 PLUS
 Tune-Up..... 1 / 08
 Variable Adjustments..... 4 / 45

26
 Tune-Up..... 1 / 08

28A
 Tune-Up..... 1 / 08

29A (Old Model)
 Tune-Up..... 1 / 08

29GTL
 Power Modification..... 1 / 50
 Tune-Up..... 1 / 08

29LTD CClassic, Classic Gold
 Power Modification..... 1 / 50
 Super-Talk Installation Diagram..... 2 / 04, 05
 Tune-Up..... 1 / 08
 Variable Adjustments..... 3 / 34

Master Index *(For Volume 1 Thru Volume 6)*

28LTD WX Classic	140GTL	320FM	CLASSIC II
Tune-Up..... 6 / 04	Channel Conversion..... 2 / 27	Tune-Up..... 1 / 09	Tune-Up..... 1 / 11
Variable Adjustments..... 6 / 31	Clarifier Conversion..... 2 / 27	Variable Adjustments..... 1 / 64	CLASSIC III
29 PLUS	Power Modification..... 1 / 51	350	CLASSIC IV
Tune-Up..... 1 / 08	Repair Tip (Regulator Failure)..... 1 / 60	Tune-Up..... 1 / 09	CLASSIC PLL40
29XLR	Tune-Up..... 1 / 09	Tune-Up (Correction for Old Vols)..... 3 / 05	CONQUEROR II
Channel Conversion..... 2 / 15-17	Variable Adjustments..... 1 / 62	355	CONQUEROR 40D
Power Modification..... 1 / 50	142GTL	Tune-Up..... 1 / 09	CRUISER
Tune-Up..... 1 / 08	Channel Conv. w/Xtal Change..... 2 / 27	357 (New Chassis Model)	Tune-Up..... 1 / 11
31 PLUS	Channel Conv. w/o Xtal Change..... 3 / 12	Tune-Up..... 1 / 09	GALAXY
Tune-Up (Correction Old Vol.)..... 3 / 05	Clarifier Conversion #1..... 2 / 27	Variable Adjustments..... 4 / 45	GALAXY IV
Variable Adjustments..... 3 / 34	Clarifier Conversion w/10 Turn Pot. 3 / 14	357 (Old Chassis Model)	GALAXY V
32XLR	Power Modification..... 1 / 51	Tune-Up..... 1 / 10	GALAXY VI
Channel Conversion..... 3 / 20	Repair Tip (Regulator Failure)..... 1 / 60	359	Tune-Up..... 1 / 11
Tune-Up..... 1 / 08	Tune-Up..... 1 / 09	Tune-Up..... 2 / 02	GLADIATOR
33 PLUS	Variable Adjustments..... 1 / 62	Variable Adjustments..... 2 / 33	NIGHTRIDER 40DR
Tune-Up..... 1 / 08	146GTL	390	RANGLER 40D
Variable Adjustments..... 3 / 34	Tune-Up..... 1 / 09	Channel Conversion..... 2 / 11-14	REBEL 23+
39LTD (S.O.S.)	Clarifier Modification..... 4 / 30	Tune-Up..... 1 / 10	REBEL 40A
40 PLUS	148GTL	444	REBEL PLL
Tune-Up..... 1 / 08	Channel Conversion(Switch)..... 2 / 24	Tune-Up..... 1 / 10	REDBALL
40X	Clarifier Conversion..... 2 / 25	Variable Adjustments..... 1 / 62	RENEGADE 40
Tune-Up..... 1 / 08	Clarifier Conversion(Update)..... 3 / 25	480	ROGUE 40
Variable Adjustments..... 4 / 45	Power Modification..... 1 / 51	Tune-Up..... 1 / 10	SPARTAN SSB
41 PLUS	Tune-Up..... 1 / 09	Clarifier Modification..... 5 / 25	TRAVELLER II
45 XLR	Repair Tip (Regulator Failure)..... 1 / 60	Variable Adjustments..... 5 / 45	Tune-Up..... 1 / 11
46 XLR	148GTL (New Model made in Malaysia)	485	C.P.I. RADIOS
47 XLR	Clarifier Slide Modification..... 6 / 18	485DX	CP400
50 XLR	Super Slide Clarifier Modification..... 6 / 19	510	Tune-Up..... 1 / 11
55 XLR	Switch Channel Conversion..... 6 / 20	800	
62 XLR	Switch Channel Chart..... 6 / 20	870	
63 GTL	Rotary Switch Ch. Conversion..... 6 / 22	870 (Export)	CRAIG RADIOS
Tune-Up..... 1 / 08	Rotary Switch Ch. Chart..... 6 / 23	Tune-Up..... 1 / 10	4101 4104
66 GTL	Tune-Up..... 6 / 04	1000	4102 4201
Tune-Up..... 1 / 08	Variable Adjustments..... 6 / 31	Clarifier Modification..... 5 / 25	4103
77X	148GTL-B	Tune-Up..... 1 / 10	Tune-Up..... 1 / 12
Power Modification..... 1 / 49	Tune-Up..... 1 / 09	Variable Adjustments..... 5 / 45	L-101
Tune-Up..... 1 / 08	148GTL (Fake Version)	1200	Tune-Up..... 1 / 12
78X	Tune-Up..... 1 / 09	Tune-Up..... 1 / 10	Variable Adjustments..... 6 / 31
Power Modification..... 1 / 49	Variable Adjustments..... 1 / 65	1200DX	L-102
Tune-Up..... 1 / 08	148GTL-DX (Early Production)	Tune-Up..... 1 / 10	Tune-Up..... 1 / 12
Variable Adjustments..... 3 / 34	Tune-Up..... 1 / 09	Variable Adjustments..... 1 / 64	Variable Adjustments..... 6 / 31
85	Variable Adjustments..... 1 / 62	1600DX	L-103
Tune-Up..... 1 / 08	148GTL-DX (Late Production Model)	Tune-Up..... 1 / 10	Tune-Up..... 1 / 12
86XLR	Power Modification..... 1 / 51	Variable Adjustments..... 1 / 65	Variable Adjustments..... 6 / 31
Channel Conversion..... 3 / 20	Tune-Up..... 1 / 09	2000DX	L-104
Tune-Up..... 1 / 08	Variable Adjustments..... 1 / 64	Tune-Up..... 1 / 10	Power Modification..... 1 / 51
Variable Adjustments..... 3 / 34	148GTL-DX (Copy Version)	Variable Adjustments..... 1 / 65	Tune-Up..... 1 / 12
87GTL	Tune-Up..... 1 / 09	2400	Variable Adjustments..... 6 / 32
Power Modification..... 1 / 50	GTL 150	Tune-Up..... 1 / 10	L-131
Tune-Up..... 1 / 08	Tune-Up..... 1 / 09	Variable Adjustments..... 1 / 65	Tune-Up..... 1 / 12
CAM 89	1000GTL	COMMANDO RADIOS	Variable Adjustments..... 6 / 32
Tune-Up..... 1 / 08	Power Modification..... 1 / 50	2310 2325	L-132
89GTL	Tune-Up..... 1 / 09	2320 2340	L-150
Power Modification..... 1 / 50	2000GTL	Tune-Up..... 1 / 10	Tune-Up..... 1 / 12
Tune-Up..... 1 / 08	Tune-Up..... 1 / 09	COMMTRON RADIOS	L-231
89XLR	Channel Conv. #1(Toggle Sw.)..... 2 / 24	CXX	Tune-Up..... 1 / 12
Channel Conversion..... 2 / 15-17	Channel Conv. #2(Rotary Sw.)..... 3 / 16	Microphone Wiring..... 2 / 36	Variable Adjustments..... 4 / 45
Power Modification..... 1 / 50	Channel Conv. 11.1125 Xtal Rot..... 4 / 08	Tune-Up..... 2 / 03	Variable Adjustments..... 6 / 32
Tune-Up..... 1 / 09	Clarifier Conversion #1..... 2 / 25	Variable Adjustments..... 2 / 33	L-232
90LTD	Clarifier Conversion #1..... 3 / 25	VII	L-600
Power Modification..... 1 / 50	Clarifier Super Slide w/10 Pot..... 4 / 06	XII (Export)	Tune-Up..... 1 / 12
Tune-Up..... 1 / 09	Mike Wiring..... 2 / 35	Tune-Up..... 1 / 10	DAK RADIOS (SCOTT-DAK)
132 (Old Version)	Power Modification..... 1 / 51	CONNEX RADIOS	MARK II
132A	Repair Tips(Freq Counter)..... 1 / 59	3300	MARK V
132 XLR	Repair Tip (Regulator Failure)..... 1 / 60	Tune-Up..... 1 / 10	Tune-Up..... 1 / 12
134	Repair Tips..... 2 / 31	Super-Talk Installation..... 4 / 18	MARK IX
135 (Old Version)	Repair Tip (No Modulation)..... 5 / 43	10 KHz Jump Modification..... 4 / 19	Tune-Up..... 1 / 12
135 XLR	Super Slide Modification..... 4 / 06	Variable Adjustments..... 5 / 45	MARK X
138A	Super-Talk Installation..... 4 / 10	CONVOY RADIOS	Channel Conversion..... 3 / 09-10
Tune-Up..... 1 / 09	Variable Adjustments..... 1 / 62	CON-400	Clarifier Modification..... 5 / 26
138XLR	HH-70	Tune-Up..... 1 / 11	Power Modification..... 3 / 07-08
Channel Conversion #1..... 2 / 18,19	Tune-Up..... 6 / 04	Tune-Up (Correction for Old Vols)..... 3 / 05	Repair Tip..... 2 / 32
Channel Conversion #2 (Rotary)..... 2 / 22	Variable Adjustments..... 6 / 31	CON-430	Tune-Up..... 1 / 12
Channel Conversion #3..... 2 / 23	COLT RADIOS	CON-450	DIRLAND RADIOS
Clarifier Conversion..... 2 / 20	EXCALIBUR (EPT360010Z Board)	Tune-Up..... 1 / 11	77-099
Power Mod. (Cobra 139XLR)..... 1 / 51	Tune-Up..... 1 / 10	COURIER RADIOS	Tune-Up..... 6 / 05
Repair Tip (Regulator Failure)..... 1 / 60	Variable Adjustments..... 1 / 64	BLAZER 40D	Variable Adjustments..... 6 / 32
Tune-Up..... 1 / 09	EXCALIBUR (PTMB121DX4 Board)	CADET	SS-3900
Widebanding Procedure..... 2 / 20	Tune-Up..... 1 / 10	CARAVELLE II	Channel Conversion..... 6 / 12
139	Variable Adjustments..... 1 / 64	CARAVELLE 40D	Channel Conversion Chart..... 6 / 13
Tune-Up..... 1 / 09	SX33	CENTURIAN 23	25MHz Channel Conversion..... 6 / 14
139XLR	Channel Conversion..... 2 / 11-14	CENTURIAN 40D	29MHz Channel Conversion..... 6 / 15
Channel Conversion #1..... 2 / 18,19	Tune-Up..... 1 / 09	Tune-Up..... 1 / 11	+10MHz Freq. Jump Modification..... 6 / 16
Channel Conversion #2 (Rotary)..... 2 / 22	190	CENTURIAN PLL40	Roger Beep Modification..... 6 / 12
Channel Conversion #3..... 2 / 23	210	Tune-Up..... 1 / 11	Switchable Talk-Back Modification..... 6 / 16
Clarifier Conversion..... 2 / 20	222	CON-400	SUPER-TALK Installation Inst..... 6 / 17
Power Modification..... 1 / 51	290	Tune-Up..... 1 / 09	Tune-Up..... 6 / 05
Repair Tip (Regulator Failure)..... 1 / 60	Tune-Up..... 1 / 09	Variable Adjustments..... 5 / 45	Variable Adjustments..... 6 / 32
Tune-Up..... 1 / 09	320DX		
Widebanding Procedure..... 2 / 20	Tune-Up..... 1 / 09		
	Variable Adjustments..... 1 / 64		

Master Index *(For Volume 1 Thru Volume 6)*

SS-3900B Channel Conversion..... 6 / 12 Channel Conversion Chart..... 6 / 13 25MHz Channel Conversion..... 6 / 14 29MHz Channel Conversion..... 6 / 15 +10MHz Freq. Jump Modification.. 6 / 16 Roger Beep Modification..... 6 / 12 Switchable Talk-Back Modification. 6 / 16 SUPER-TALK Installation Inst..... 6 / 17 Tune-Up..... 6 / 05 Variable Adjustments..... 6 / 32	FUZZBUSTER RADIOS Z-40 Z-50 Z-80 Tune-Up..... 1 / 14	SATURN (EPT360010A Board) Power Modification..... 1 / 51 Tune-Up..... 1 / 14 Variable Adjustments..... 1 / 62 SATURN (EPT360011B Board) Power Modification..... 1 / 51 Tune-Up..... 1 / 14 Variable Adjustments..... 1 / 62 SATURN II (EPT 360014B Board) Tune-Up..... 6 / 05 Variable Alignments..... 6 / 33 SIRIUS Channel Conversion..... 5 / 07 Channel Conversion Chart..... 5 / 08 Tune-Up..... 4 / 04 Variable Adjustments..... 4 / 04 SUPER GALAXY Power Modification..... 1 / 51 Tune-Up..... 1 / 14	3-5814A 3-5814B 3-5814D Tune-Up..... 1 / 15 3-5815A Tune-Up..... 1 / 15 3-5816A Tune-Up..... 1 / 15 Variable Adjustments..... 4 / 46 3-5817A 3-5818A Tune-Up..... 1 / 15 3-5819A Channel Conversion..... 2 / 11-14 Tune-Up..... 1 / 15 Variable Adjustments..... 5 / 46 3-5819B 3-5821A 3-5821B 3-5825A 3-5825B Tune-Up..... 1 / 15 3-5826A Tune-Up..... 1 / 15 Variable Adjustments..... 4 / 46 3-5827A 3-5830 3-5869A 3-5871A 3-5771B Tune-Up..... 1 / 15 3-5875A (SUPERBASE) Tune-Up..... 1 / 15 3-5900A Tune-Up..... 1 / 15
ECHO RADIOS ECHO 49er ECHO 99er Tune-Up..... 1 / 12	GALAXY RADIOS 33PLUS Tune-Up..... 1 / 14 44V Channel Conversion..... 5 / 19 2100 Tune-Up..... 1 / 14 DX 33 HML Power Modification..... 1 / 51 Tune-Up..... 1 / 14 DX 33 HML (EPT 360014B Board) Tune-Up..... 6 / 05 Variable Alignments..... 6 / 33 DX 44V Channel Conversion..... 5 / 19 Channel Chart..... 6 / 36 Power Modification..... 1 / 51 Tune-Up..... 1 / 14 DX 55V (EPT 360014B Board) Tune-Up..... 6 / 05 Variable Alignments..... 6 / 33 DX 66V (EPT 360014B Board) Channel Conversion..... 6 / 26 Channel Conversion Chart..... 6 / 26 Tune-Up..... 6 / 05 Variable Alignments..... 6 / 33 DX 77HML (EPT 360014B Board) Channel Conversion..... 5 / 19 Channel Chart..... 6 / 36 Tune-Up..... 6 / 05 Variable Alignments..... 6 / 33 DX 77V (EPT 360014B Board) Channel Conversion..... 5 / 19 DX 88HL Power Modification..... 1 / 51 Tune-Up..... 1 / 14 EXCALIBUR SSB (SRT-3600-10 Board) Power Modification..... 1 / 51 EXCALIBUR SSB (EPT360010Z Board) Power Modification..... 1 / 51 Variable Adjustments..... 1 / 64 EXCALIBUR SSB (PTMBM121D4X Board) Variable Adjustments..... 1 / 64 GALAXY II Power Modification..... 1 / 51 Tune-Up..... 1 / 14 JUPITER Channel Chart..... 3 / 31 Tune-Up..... 3 / 04 MARS Tune-Up..... 2 / 03 Power Modification..... 2 / 08 Variable Adjustments..... 2 / 33 MIRAGE 44 (EPT 360014B Board) Channel Chart..... 6 / 36 Tune-Up..... 6 / 05 Variable Alignments..... 6 / 33 PLUS Tune-Up..... 1 / 14 MIRAGE 44 (EPT 360014B Board) Tune-Up..... 6 / 05 Variable Alignments..... 6 / 33 PLUTO Power Modification..... 1 / 51 Tune-Up..... 1 / 14 PLUTO (EPT 360014B Board) Tune-Up..... 6 / 05 Variable Alignments..... 6 / 33 SATURN Alignment Procedure..... 4 / 38 Echo Board Schematic..... 5 / 41 Echo Board IC Pin-Out..... 5 / 42 Eliminating Freq. Counter Noise... 3 / 24 Flow Chart Info..... 4 / 37 Frequency Counter Schematic..... 5 / 36 Frequency Counter IC Pin-Out..... 5 / 38 Frequency Counter Voltage Chart.. 5 / 38 PLL Operation & Theory..... 4 / 36 Power Supply Schematic..... 4 / 40 Power Supply Layout & Parts 4 / 41 Repair Tip (Freq Counter)..... 1 / 60 Repair Tip.(Distortion)..... 1 / 61 Repair Tip..... 2 / 31 Repair Tip..... 5 / 44 Tune-Up..... 1 / 14 VCO Output Chart..... 5 / 37	GEMTRONICS RADIOS GR-11930 GT-44 GT-55 GT-230 Tune-Up..... 1 / 14 GT-55 Channel Conversion..... 2 / 11-14 Tune-Up..... 1 / 14 GTX-23 GTX-36 Tune-Up..... 1 / 14 GTX-44 (Same as GT44) Channel Conversion..... 2 / 11-14 Tune-Up..... 1 / 14 GTX-66 Channel Conversion..... 2 / 11-14 GTX-77 GTX-230 GTX-2325 GTX-3000 Tune-Up..... 1 / 14 GTX-3323 Tune-Up..... 1 / 14 Variable Adjustments..... 4 / 46 GTX-4040 GTX-5000 Tune-Up..... 1 / 14	3-5819A 3-5821A 3-5821B 3-5825A 3-5825B Tune-Up..... 1 / 15 3-5826A Tune-Up..... 1 / 15 Variable Adjustments..... 4 / 46 3-5827A 3-5830 3-5869A 3-5871A 3-5771B Tune-Up..... 1 / 15 3-5875A (SUPERBASE) Tune-Up..... 1 / 15 3-5900A Tune-Up..... 1 / 15
EMPEROR RADIOS TS-5010 Comparison Chart..... 6 / 07 Channel Conversion..... 6 / 08 RIT Modification..... 6 / 09,10 Mike Wiring Chart..... 6 / 10 Alignment Layout..... 6 / 11 Tune-Up..... 6 / 05 Variable Alignments. (Main Board). 6 / 11 Variable Alignments. (Main Board). 6 / 32	EXCALIBUR RADIOS-See GALAXY RADIOS	GENERAL ELECTRIC RADIOS 3-5800A 3-5801A 3-5804 3-5804A Tune-Up..... 1 / 15 Tune-Up..... 5 / 04 3-5804B Power Modification..... 1 / 51 Tune-Up..... 1 / 15 3-5804D Channel Conversion..... 2 / 11-14 Power Modification..... 1 / 52 Tune-Up..... 1 / 15 3-5804G 3-5804F 3-5805A 3-5805B Tune-Up..... 1 / 15 3-5806 Tune-Up..... 1 / 15 Variable Adjustments..... 4 / 46 3-5806A Tune-Up..... 1 / 15 3-5809B & 3-5809C Tune-Up..... 3 / 04 Variable Adjustments..... 3 / 34 3-5810A 3-5810B 3-5811B Channel Conversion..... 2 / 11-14 Tune-Up..... 1 / 15 3-5812A Channel Conversion..... 2 / 11-14 Tune-Up..... 1 / 15 3-5813A Tune-Up..... 1 / 15 Variable Adjustments..... 4 / 46 3-5813B Channel Conversion..... 2 / 11-14 Power Modification..... 1 / 52 Tune-Up..... 1 / 15	GENERAL MOTORS RADIOS 4120 4145 4175 4230 Tune-Up..... 1 / 16 70BFMCE 90BFPC1 80BCB1 90BFTC1 80BCB2 90ECB1 80BFTC1 91YFMC1 86KFTC1 90BCB1 90BFMC1 Tune-Up..... 1 / 16 CBD-10 CBD-12 CBD-20 (90BCB2) CBD-203 AM/FM/CB Tune-Up..... 1 / 16 GM23B GM23C GM123A GM130 Tune-Up..... 1 / 16
FALCON RADIOS 2000 Tune-Up..... 1 / 12 Variable Adjustments..... 1 / 65	FANON RADIOS 10-40 AM/FM/CB FANFARE 100 FANFARE 100FI FANFARE 120 FANFARE 125F FANFARE 182F Tune-Up..... 1 / 12 FANFARE 184DF FANFARE 185DF FANFARE 185PLL Tune-Up..... 1 / 13 FANFARE 190DF Tune-Up..... 1 / 13 Variable Adjustments..... 5 / 46 FANFARE 350F FANFARE 700 FANFARE 880 FANFARE 880DF SFT-400 SFT-500 SFT-900 T-600 T-700 T-800 T-1000C Tune-Up..... 1 / 13	3-5804A Tune-Up..... 1 / 15 Tune-Up..... 5 / 04 3-5804B Power Modification..... 1 / 51 Tune-Up..... 1 / 15 3-5804D Channel Conversion..... 2 / 11-14 Power Modification..... 1 / 52 Tune-Up..... 1 / 15 3-5804G 3-5804F 3-5805A 3-5805B Tune-Up..... 1 / 15 3-5806 Tune-Up..... 1 / 15 Variable Adjustments..... 4 / 46 3-5806A Tune-Up..... 1 / 15 3-5809B & 3-5809C Tune-Up..... 3 / 04 Variable Adjustments..... 3 / 34 3-5810A 3-5810B 3-5811B Channel Conversion..... 2 / 11-14 Tune-Up..... 1 / 15 3-5812A Channel Conversion..... 2 / 11-14 Tune-Up..... 1 / 15 3-5813A Tune-Up..... 1 / 15 Variable Adjustments..... 4 / 46 3-5813B Channel Conversion..... 2 / 11-14 Power Modification..... 1 / 52 Tune-Up..... 1 / 15	GLOBE RADIOS 9000 9001 Tune-Up..... 1 / 16
FIELDMASTER RADIOS MICRO-MINI 40 Tune-Up..... 1 / 13	FORMAC RADIOS 40 88 Am/Fm Export Tune-Up..... 1 / 13 Variable Adjustments..... 4 / 45 240 Tune-Up..... 1 / 13 Variable Adjustments..... 1 / 63 Variable Adjustments..... 4 / 45 700 Tune-Up..... 1 / 13 Variable Adjustments..... 1 / 63	3-5804A Tune-Up..... 1 / 15 Tune-Up..... 5 / 04 3-5804B Power Modification..... 1 / 51 Tune-Up..... 1 / 15 3-5804D Channel Conversion..... 2 / 11-14 Power Modification..... 1 / 52 Tune-Up..... 1 / 15 3-5804G 3-5804F 3-5805A 3-5805B Tune-Up..... 1 / 15 3-5806 Tune-Up..... 1 / 15 Variable Adjustments..... 4 / 46 3-5806A Tune-Up..... 1 / 15 3-5809B & 3-5809C Tune-Up..... 3 / 04 Variable Adjustments..... 3 / 34 3-5810A 3-5810B 3-5811B Channel Conversion..... 2 / 11-14 Tune-Up..... 1 / 15 3-5812A Channel Conversion..... 2 / 11-14 Tune-Up..... 1 / 15 3-5813A Tune-Up..... 1 / 15 Variable Adjustments..... 4 / 46 3-5813B Channel Conversion..... 2 / 11-14 Power Modification..... 1 / 52 Tune-Up..... 1 / 15	GRANADA RADIOS CB-6 CB-7 FCB-27 Tune-Up..... 1 / 16
FOX RADIOS CB-240 CB-340 CB-440 CB-911 (Emergency Radio) Tune-Up..... 1 / 13 Variable Adjustments..... 4 / 46	FULCOMM RADIOS 2303 2330 Tune-Up..... 1 / 13	3-5804A Tune-Up..... 1 / 15 Tune-Up..... 5 / 04 3-5804B Power Modification..... 1 / 51 Tune-Up..... 1 / 15 3-5804D Channel Conversion..... 2 / 11-14 Power Modification..... 1 / 52 Tune-Up..... 1 / 15 3-5804G 3-5804F 3-5805A 3-5805B Tune-Up..... 1 / 15 3-5806 Tune-Up..... 1 / 15 Variable Adjustments..... 4 / 46 3-5806A Tune-Up..... 1 / 15 3-5809B & 3-5809C Tune-Up..... 3 / 04 Variable Adjustments..... 3 / 34 3-5810A 3-5810B 3-5811B Channel Conversion..... 2 / 11-14 Tune-Up..... 1 / 15 3-5812A Channel Conversion..... 2 / 11-14 Tune-Up..... 1 / 15 3-5813A Tune-Up..... 1 / 15 Variable Adjustments..... 4 / 46 3-5813B Channel Conversion..... 2 / 11-14 Power Modification..... 1 / 52 Tune-Up..... 1 / 15	GRAN PRIX RADIOS 1125 D-1325RF Tune-Up..... 1 / 16
		3-5804A Tune-Up..... 1 / 15 Tune-Up..... 5 / 04 3-5804B Power Modification..... 1 / 51 Tune-Up..... 1 / 15 3-5804D Channel Conversion..... 2 / 11-14 Power Modification..... 1 / 52 Tune-Up..... 1 / 15 3-5804G 3-5804F 3-5805A 3-5805B Tune-Up..... 1 / 15 3-5806 Tune-Up..... 1 / 15 Variable Adjustments..... 4 / 46 3-5806A Tune-Up..... 1 / 15 3-5809B & 3-5809C Tune-Up..... 3 / 04 Variable Adjustments..... 3 / 34 3-5810A 3-5810B 3-5811B Channel Conversion..... 2 / 11-14 Tune-Up..... 1 / 15 3-5812A Channel Conversion..... 2 / 11-14 Tune-Up..... 1 / 15 3-5813A Tune-Up..... 1 / 15 Variable Adjustments..... 4 / 46 3-5813B Channel Conversion..... 2 / 11-14 Power Modification..... 1 / 52 Tune-Up..... 1 / 15	GREAT RADIOS GT-818 GT-838 Tune-Up..... 1 / 17
		3-5804A Tune-Up..... 1 / 15 Tune-Up..... 5 / 04 3-5804B Power Modification..... 1 / 51 Tune-Up..... 1 / 15 3-5804D Channel Conversion..... 2 / 11-14 Power Modification..... 1 / 52 Tune-Up..... 1 / 15 3-5804G 3-5804F 3-5805A 3-5805B Tune-Up..... 1 / 15 3-5806 Tune-Up..... 1 / 15 Variable Adjustments..... 4 / 46 3-5806A Tune-Up..... 1 / 15 3-5809B & 3-5809C Tune-Up..... 3 / 04 Variable Adjustments..... 3 / 34 3-5810A 3-5810B 3-5811B Channel Conversion..... 2 / 11-14 Tune-Up..... 1 / 15 3-5812A Channel Conversion..... 2 / 11-14 Tune-Up..... 1 / 15 3-5813A Tune-Up..... 1 / 15 Variable Adjustments..... 4 / 46 3-5813B Channel Conversion..... 2 / 11-14 Power Modification..... 1 / 52 Tune-Up..... 1 / 15	HAM INTERNATIONAL RADIOS CONCORDE II Tune-Up..... 1 / 17 Variable Adjustments..... 1 / 64 CONCORDE III Tune-Up..... 1 / 17 Variable Adjustments..... 1 / 64 JUMBO III Tune-Up..... 1 / 17 Variable Adjustments..... 1 / 64

Master Index *(For Volume 1 Thru Volume 6)*

MAJOR 120 (EXPORT)		981-6218		KCB-1401		TELSAT-925	
Tune-Up.....	1 / 17	Tune-Up.....	1 / 19	Tune-Up.....	1 / 21	TELSAT-1000	
MAJOR M-360		Variable Adjustments.....	3 / 34	Variable Adjustments.....	4 / 47	TELSAT-1023	
Tune-Up.....	1 / 17	981-6221		KCB-2310A		TELSAT-1050	
MUTIMODE III		Tune-Up.....	1 / 19	Power Modification.....	1 / 52	Tune-Up.....	1 / 23
Tune-Up.....	1 / 17	Variable Adjustments.....	4 / 46	Tune-Up.....	1 / 21	TELSAT-1140	
Variable Adjustments.....	1 / 64	981-6225		KCB-2320		Channel Conversion.....	2 / 11
HANDIC RADIOS		981-6235		Tune-Up.....	1 / 21	Tune-Up.....	1 / 23
199	605	Tune-Up.....	1 / 19	KCB-2320A		TELSAT-1240	
230	605DL	981-6237 (6237)		Power Modification.....	1 / 52	Tune-Up.....	1 / 23
235	2305	Power Modification.....	1 / 52	Tune-Up.....	1 / 21	TELSAT SSB-25A	
240(AM/FM/CB)	3605	Tune-Up.....	1 / 19	KCB-2320B		TELSAT SSB-50A	
305		981-6238		Power Modification.....	1 / 52	TELSAT SSB-75	
Tune-Up.....	1 / 17	Tune-Up.....	4 / 05	Tune-Up.....	1 / 21	TELSAT SSB-100	
HITACHI RADIOS		Variable Adjustments.....	4 / 05	KCB-2330B		Tune-Up.....	1 / 23
CM-2375H	CM-2425H	981-6240		Power Modification.....	1 / 52	TELSAT SSB-140	
CM-2400C	CM-4800C/H	981-6241		Tune-Up.....	1 / 21	Tune-Up.....	1 / 23
CM-2400H		981-6246		KCB-2340	KCB-4005	Variable Adjustments.....	6 / 34
Tune-Up.....	1 / 17	Tune-Up.....	1 / 19	KCB-2370	KCB-4006	LAKE RADIOS	
HUNTER RADIOS		981-6247		KCB-2390	KCB-4007	410	
Hunter 120		Tune-Up.....	1 / 19	KCB-4000	KCB-4009	450	
Tune-Up.....	4 / 04	Clarifier Modification.....	5 / 25	KCB-4001	KCB-4010	Tune-Up.....	1 / 23
HYGAIN RADIOS		981-6248		KCB-4003	KCB-4020	600	
670B		981-6255		KCB-4004		Tune-Up.....	1 / 23
670B-PR		Tune-Up.....	1 / 19	Tune-Up.....	1 / 21	Variable Adjustments.....	4 / 47
672B		JIL RADIOS		KCB-4030		650	
2679A		606CB		Channel Conversion.....	2 / 11	750	
2680		615CB		Tune-Up.....	1 / 21	5000 (SN-16)	
Tune-Up.....	1 / 17	825CB		KCB-4045		5100 (SN-14)	
2681		860CB		Channel Conversion.....	2 / 11	Tune-Up.....	1 / 23
2682		SSB-M6		Tune-Up.....	1 / 21	LINCOLN RADIOS	
2683		Tune-Up.....	1 / 19	KCB-4060	KCB-4095	1500	
2701		JOHNSON RADIOS		KCB-4070	KCB-5001	Tune-Up.....	1 / 23
2702		110	125	KCB-4088	KCB-5003	MARKO RADIOS	
2703		120A	130	KCB-4090		CB-444	
2705		121A	132	Tune-Up.....	1 / 21	Tune-Up.....	1 / 23
2710X		123	250	KRIS RADIOS		MAXON RADIOS	
2720		123A	320	Kris 99'er	XL-25	LP-27	
Tune-Up.....	1 / 18	123B	323	Vega	XL-45	Tune-Up.....	2 / 03
2795		123SJ	323M	Victor	XL-50	MCB-25	
Tune-Up.....	1 / 18	Tune-Up.....	1 / 19	Victor II	XL-70	MCB-30	
Variable Adjustments.....	1 / 64	Messenger 40		XL-23A		Tune-Up.....	6 / 05
2795DX		Messenger 50		Tune-Up.....	1 / 22	Variable Adjustments.....	6 / 34
Tune-Up.....	1 / 18	Tune-Up.....	1 / 19	LAFAYETTE RADIOS		MEDALLION RADIOS	
Variable Adjustments.....	1 / 64	Messenger 80		1800		63-030	
3077		Messenger 323A		Tune-Up.....	1 / 23	Channel Conversion.....	2 / 11
Tune-Up.....	1 / 18	Messenger 351		Variable Adjustments.....	1 / 65	Tune-Up.....	1 / 23
8795 (Hygain V)		Tune-Up.....	1 / 20	2400-FM		63-200	63-540
Tune-Up.....	1 / 18	Messenger 4120	Messenger 4175	Tune-Up.....	1 / 23	63-240	
Variable Adjustments.....	1 / 65	Messenger 4125	Messenger 4190	Variable Adjustments.....	1 / 65	Tune-Up.....	1 / 23
Hy-Gain I		Messenger 4135	Messenger 4230	CHB-740		METROSOUND RADIOS	
Hy-Gain II		Messenger 4140	Messenger 4250	Channel Conversion.....	2 / 11	CB-1	
Hy-Gain VII		Messenger 4145	Messenger 4730	Tune-Up.....	1 / 22	Tune-Up.....	1 / 24
Hy-Gain VIII (3078)		Messenger 4170		COM-PHONE -Mark II		MIDLAND RADIOS	
Hy-Gain 9 (2679)		Tune-Up.....	1 / 20	COM-PHONE-23		13-700	13-779
Hy-Gain 16 (2716)		Viking 200	Viking 430	COM-PHONE-23A		13-729	13-796
Tune-Up.....	1 / 18	Viking 230	Viking 4330	COMSAT-35		Tune-Up.....	1 / 24
Hy-Range I		Viking 260	Viking 4360	Tune-Up.....	1 / 22	13-830	
Hy-Range Ia		Viking 270	Viking 4740	Channel Conversion.....	2 / 11	Power Modification.....	1 / 52
Hy-Range II		Viking 352		Tune-Up.....	1 / 22	Tune-Up.....	1 / 24
Hy-Range IIa		K-40 RADIOS		DYNA-COM 40		13-845	13-871
Hy-Range III (672)		K40-1		Channel Conversion.....	2 / 11	13-852	13-879
Hy-Range IV (673)		K40-2		Tune-Up.....	1 / 22	13-853	13-879B
Hy-Range V (674A)		K40-3		HB-525F		13-854	13-881
Hy-Range V (674B)		K40-6		HB-550		13-857	13-882
Tune-Up.....	1 / 18	Tune-Up.....	1 / 20	HB-625A		13-858	13-882B
ITT RADIOS		K40-7		Tune-Up.....	1 / 22	13-862	13-882C
CB-4000		Power Modification.....	1 / 52	HB-640		13-862B	13-883
4000		Tune-Up.....	1 / 20	Channel Conversion.....	2 / 11	13-863	13-883B
4400M		K401(AM)		Tune-Up.....	1 / 22	13-863B	13-884
Tune-Up.....	1 / 18	K40 SSB		HB-650		13-866	13-886
INTEK RADIOS		Trucker Model		HB-700		13-867	13-887
1200FM		Tune-Up.....	1 / 20	HB-740		13-870D	
Variable Adjustments.....	1 / 64	K-MART RADIOS		HB-750		Tune-Up.....	1 / 24
2000FM		D-40		Tune-Up.....	1 / 22	13-888B	
Tune-Up.....	1 / 18	K-605		Variable Adjustments.....	1 / 64	Power Modification.....	1 / 52
JC PENNY RADIOS		Tune-Up.....	1 / 20	HB-940		Tune-Up.....	1 / 24
981-6203		KINGHOOD RADIOS		HB-950		13-892	13-895
Tune-Up.....	1 / 18	K-195		HB-4000		13-893	13-896
981-6204 (6204)		Tune-Up.....	1 / 21	LM-100		13-894	
Channel Conversion.....	2 / 11	KRACO RADIOS		LM-200		Tune-Up.....	1 / 24
Tune-Up.....	1 / 18	CCB-4007		LM-300		13-898	
981-6212A		KB-2355		LM-400		13-898B	
Tune-Up.....	1 / 18	KB-4045		MB-740		Tune-Up.....	1 / 24
981-6213		KCB-1300		MICRO-223A		13-898	
981-6216 (981-3130)		KCB-1307		MICRO-723		13-898B	
Tune-Up.....	1 / 19	Tune-Up.....	1 / 21	Tune-Up.....	1 / 22	Tune-Up.....	1 / 25

Master Index (For Volume 1 Thru Volume 6)

13-955
Power Modification.....1 / 52
Tune-Up.....1 / 25

13-976
Tune-Up.....1 / 25

52-100 (Caravan) 63-445
Tune-Up.....1 / 25

63.445
Variable Adjustments.....6 / 34

76-300 (Am Base)
Power Modification.....1 / 52
Tune-Up.....1 / 25

76-858
Channel Conversion.....2 / 11
Tune-Up.....1 / 25

76-860
Tune-Up.....1 / 25
Variable Alignments.....3 / 35

76-863

76-886
Channel Conversion.....2 / 11
Tune-Up.....1 / 25

77-003(3001)
Tune-Up.....1 / 26
Variable Adjustments.....4 / 47

77-092
Tune-Up.....5 / 04
Variable Adjustments.....5 / 04

77-094
Tune-Up.....1 / 25
Variable Adjustments.....3 / 35

77-099
Power Modification.....1 / 52
Tune-Up.....1 / 25

77-101B
77-101C
Tune-Up.....1 / 25
Variable Adjustments.....4 / 47

77-102(102M)
Variable Adjustments.....4 / 47

77-104
Tune-Up.....1 / 25
Variable Adjustments.....3 / 35
Variable Adjustments.....4 / 47

77-106
Tune-Up.....1 / 25
Variable Adjustments.....3 / 35

77-112
Tune-Up.....1 / 25

77-116
Power Modification.....1 / 53
Tune-Up.....1 / 25
Variable Adjustments.....3 / 35

77-118
Power Modification.....1 / 53
Tune-Up.....1 / 25

77-145

77-149

77-151(151M)
77-155
Tune-Up.....1 / 25

77-160
Tune-Up.....3 / 35
Variable Adjustments.....5 / 04

77-200 (200M)
Tune-Up.....1 / 26
Variable Adjustments.....6 / 34

77-202A
Tune-Up.....1 / 25

77-202B
Tune-Up.....3 / 04
Variable Adjustments.....3 / 35

77-225A
Tune-Up.....1 / 25

77-250 & 77-250G (Power Max)
Power Modification.....1 / 53
Tune-Up.....1 / 25

77-285
Tune-Up.....6 / 05

77-808
Tune-Up.....1 / 25
Variable Adjustments.....4 / 47

77-821
Tune-Up.....1 / 25

77-824
Tune-Up.....1 / 25

77-824B
Tune-Up.....1 / 25
Variable Adjustments.....4 / 47

77-824C
Tune-Up.....1 / 25
Variable Adjustments.....4 / 47

77-825
Tune-Up.....1 / 25

77-830

77-838

77-849
Channel Conversion.....2 / 11-14
Tune-Up.....1 / 25

77-853

77-856
Tune-Up.....1 / 25

77-857
Channel Conversion.....2 / 11-14
Tune-Up.....1 / 25

77-859

77-861
Tune-Up.....1 / 25

77-861B

77-865
Tune-Up.....1 / 26

77-882
Channel Conversion.....2 / 11-14
Tune-Up.....1 / 26

77-883
Tune-Up.....1 / 26

77-888

77-889

77-899

77-955

77-963
Channel Conversion.....2 / 11-14
Tune-Up.....1 / 26

78-574
Tune-Up.....1 / 26
Variable Adjustments.....3 / 35
Variable Adjustments.....6 / 34

78-976
Tune-Up.....1 / 26

78-999
Tune-Up.....1 / 26
Variable Adjustments.....3 / 35

79-012 (6001)
79-265

79-891

79-892

79-893

79-900 (Old Model)
79-900 (New Model)
Tune-Up.....1 / 26

100M

101M

102M

103M

104M

105M (77-150)
Tune-Up.....1 / 26

200M (77-200)
Power Modification.....2 / 08
Power Modification.....1 / 52
Tune-Up.....1 / 26
Variable Adjustments.....6 / 34

1001 (Export Model)
Tune-Up.....1 / 26

2001(Export)
Tune-Up.....1 / 26
Variable Adjustments.....4 / 47

3001(77-003)
Tune-Up.....1 / 26
Variable Adjustments.....4 / 47

4001
Tune-Up.....1 / 26

5001 (77-005)
Tune-Up.....1 / 26
Variable Adjustments.....3 / 35

6001 (79-012 only)
Tune-Up.....1 / 26

6001 (79-006)
Tune-Up.....1 / 27

6001 (uPD 2824 chip)
Tune-Up.....1 / 27

7001
Tune-Up.....1 / 27

7001 (uPD 2824 chip)
Tune-Up.....1 / 27

7001 (79-007)
Variable Adjustments.....6 / 34

7001 (Export)
Tune-Up.....1 / 27
Variable Adjustments.....1 / 65

MONGOOSE RADIOS
2000
Variable Adjustments.....1 / 65

MOPAR RADIOS
4094173
Tune-Up.....1 / 27

4094176 4094178

4094177 4094179
Channel Conversion.....2 / 11
Tune-Up.....1 / 27

MONTGOMERY WARDS RADIOS
(SEE WARDS RADIOS)

MORSE/ELECTROPHONIC RADIOS
CB-700 CB-2000
CB-800 2001
Tune-Up.....1 / 27

3005
Channel Conversion.....2 / 11
Tune-Up.....1 / 27

MOTOROLA RADIOS
CB550 CT950AX
CB555 T-4000A
CF925AX T-4005A
CM-540 T-4009A
CM-550 T-4010A
CM-555 T-4020A
Tune-Up.....1 / 27

T-4025A
Tune-Up.....1 / 28

NATO RADIOS
2000
Variable Adjustments.....1 / 65

N.D.I. RADIOS
PC101 PC-200
PC102 PC-201
Tune-Up.....1 / 28

NUVOX RADIOS
TC-5020
CB-7000
Tune-Up.....1 / 28

OLSON RADIOS
CB-409
Tune-Up.....1 / 28

OMNIVOX RADIOS
CB-1000
Tune-Up.....1 / 28

ORBITSONIC RADIOS
200
Tune-Up.....1 / 28

PACE RADIOS
C123A 2300C
1000MC 2376B
Tune-Up.....1 / 28

8003

8008

8010A

8014A

8015A
Tune-Up.....1 / 28

8016
Tune-Up.....1 / 28
Variable Adjustments.....4 / 48

8025

8041

8046
Tune-Up.....1 / 28

8047

8092

8093

8113
Tune-Up.....1 / 29

8117

8155
Tune-Up.....1 / 28
Variable Adjustments.....4 / 48

8193
Tune-Up.....1 / 28
Variable Adjustments.....4 / 48

8340
Tune-Up.....1 / 28

CB-76 CB-162

CB-113 CB-166 (23 Ch.)

CB-144 CB-166C (40 Ch.)

CB-145 CB-185

CB-161
Tune-Up.....1 / 29

CB-8001
CB-8001 (New Model)

CB-8002
Tune-Up.....1 / 29

CBST-23 (Sidetalk 23)
SIDETALK 1000B
SIDETALK 1000BC
SIDETALK 1000M
SIDETALK CB-1023
Tune-Up.....1 / 29

PACER RADIOS
Tune-Up.....5 / 05

PACIFIC RADIOS
160
Variable Adjustments.....1 / 65

PAL RADIOS
COYTE23
ROADRUNNER 23
Tune-Up.....1 / 29

PALOMAR RADIOS
SSB-500
Channel Conversion (MC145106)..5 / 20
Clarifier Modification.....5 / 21
Tune-Up.....1 / 30
Variable Adjustments.....3 / 36

21

49
Tune-Up.....1 / 29

1200 (Export)
Tune-Up.....1 / 29
Variable Adjustments.....1 / 63

2400
Tune-Up.....1 / 29
Variable Adjustments.....1 / 65

2900

4100
Tune-Up.....1 / 29

5000
Tune-Up.....1 / 30
Variable Adjustments.....1 / 65

PANASONIC RADIOS
RJ-3050 RJ-3450
RJ-3100 RJ-3600
RJ-3150 RJ-3660
RJ-3200 RJ-3700
RJ-3250
Tune-Up.....1 / 30

CQ-B5919EU
CR-B1717EU
CR-B4737EU
CR-B4747EU
Tune-Up.....1 / 30

PARADYNAMICS RADIOS
PDC19
Tune-Up.....5 / 05
Variable Adjustments.....5 / 05

PDC25
Tune-Up.....5 / 05
Variable Adjustments.....5 / 05

PDC29
Tune-Up.....5 / 05
Variable Adjustments.....5 / 05

PEARSE-SIMPSON RADIOS
ALLEYCAT 23
BEARCAT 23C
BENGAL SSB
BOBCAT 23B
BOBCAT 23D
BOBCAT 23E
Tune-Up.....1 / 30

CHEETAH SSB
Tune-Up.....1 / 30
Tune-Up (Correction).....3 / 05

COUGAR 23
COUGAR 23B
JAGUAR 40B
LEOPARD B
Tune-Up.....1 / 30

LION 40
Channel Conversion.....2 / 11-14
Tune-Up.....1 / 30

LYNX 23
Tune-Up (Correction).....3 / 05

MARK II
Power Modification.....1 / 53
Tune-Up.....1 / 30

Master Index *(For Volume 1 Thru Volume 6)*

PANTHER SSB	GRANT-DX	PC-9 (Emergency Radio)	THOMAS J
PUMA 23B	Power Modification..... 1 / 51	PC22	Power Modification..... 1 / 55
Tune-Up..... 1 / 30	Tune-Up..... 1 / 31	Tune-Up..... 1 / 46	Tune-Up..... 1 / 32
PUMA 23C	Variable Adjustments..... 4 / 50	PC-33	VEEP
Tune-Up..... 1 / 31	GRANT-XL	Power Modification..... 1 / 59	Power Modification..... 1 / 55
PUSSEYCAT 23	Channel Conversion(Switch)..... 5 / 09	Tune-Up..... 1 / 46	Tune-Up..... 1 / 32
SIMBA SSB (Late Model)	Channel Conversion(Rotary)..... 5 / 12	Variable Adjustments..... 4 / 50	WASHINGTON (858 PLL)
SUPER LYNX	Clarifier Conversion..... 5 / 13	PC-33X	Channel Conversion #1..... 2 / 18,19
SUPER TIGER 40A	Tune-Up..... 5 / 05	Tune-Up..... 1 / 46	Channel Conversion #2 (Rotary)..... 2 / 22
TIGER 23B	Super-Slide Conversion..... 5 / 14	PC-43	Channel Conversion #3..... 2 / 23
TIGER 23C	HONEST ABE	Tune-Up..... 1 / 46	Clarifier Conversion..... 2 / 20
TIGER 23D	Channel Conversion..... 2 / 15-17	PC-55	Power Modification..... 1 / 55
Tune-Up..... 1 / 31	Power Modification..... 1 / 54	Power Modification..... 1 / 59	Power Supply Schematic & Mod..... 5 / 29,30
TIGER 40	Super-Talk Installation..... 3 / 28	Tune-Up..... 1 / 46	Repair Tip (Relay Buzzing)..... 1 / 60
Channel Conversion..... 2 / 11-14	Tune-Up..... 1 / 32	Variable Adjustments..... 4 / 50	Tune-Up..... 1 / 32
Tune-Up..... 1 / 31	HR-2510	PC-55X	Widebanding Procedure..... 2 / 20
TIGER 40A	Channel Modification..... 5 / 23	Tune-Up..... 1 / 46	WASHINGTON (8719 PLL)
Power Modification..... 1 / 53	External Speaker Mod. Jack..... 3 / 29	PC-66 & PC66A	Channel Conversion..... 2 / 27
Variable Adjustments..... 3 / 36	Tune-Up..... 1 / 46	Power Modification..... 1 / 58	Channel Conv. w/11,1125 Xtal..... 3 / 12
TOMCAT 23B	HR-2600	Super -Talk Installation..... 2 / 06	Clarifier Conversion..... 2 / 27
TOMCAT 23C	Channel Modification..... 5 / 24	Tune-Up..... 1 / 46	Repair Tip (Regulator Failure)..... 1 / 60
Channel Conversion..... 2 / 11-14	RIT Modification..... 5 / 24	Variable Adjustments..... 4 / 50	Power Modification..... 1 / 54
PIONEER RADIOS	Tune-Up..... 5 / 05	PC-66XL	Super Slide Conversion..... 3 / 14
GT-600 GT-6600	JACKSON (Old Version)	Tune-Up..... 5 / 05	Super-Talk Installation..... 3 / 26
GT-1100G	Tune-Up..... 1 / 32	PC-76XL	Tune-Up..... 1 / 47
Tune-Up..... 1 / 31	Variable Adjustments..... 1 / 64	Tune-Up..... 5 / 05	Variable Adjustments..... 1 / 62
PRESIDENT / UNIDEN RADIOS	JACKSON (New Export Model PB-042AG)	PC-77	ZACHARY T (858 PLL)
ADAMS	Tune-Up..... 1 / 32	Power Modification..... 2 / 09	Channel Conversion..... 2 / 15-17
ANDREW "J"	Variable Adjustments..... 1 / 63	Tune-Up..... 1 / 46	Power Modification..... 1 / 54
Power Modification..... 1 / 53	JAMES K	Variable Adjustments..... 4 / 50	Tune-Up..... 1 / 32
Super-Talk Installation..... 2 / 06	Tune-Up..... 1 / 32	PC-122	ZACHARY T (New Version)
Tune-Up..... 1 / 31	JFK	Power Modification..... 2 / 09	Power Modification..... 1 / 59
AR-7, AX-7	Tune-Up..... 1 / 32	Tune-Up..... 1 / 46	Tune-Up..... 1 / 47
Power Modification..... 1 / 53	Variable Adjustments..... 1 / 63	PC-122XL	PYRAMID RADIOS
Tune-Up..... 1 / 31	JOHN Q	Tune-Up..... 5 / 05	CB-22
Variable Adjustments..... 4 / 50	Channel Conversion..... 2 / 15-17	PC-244	Tune-Up..... 1 / 32
AR-14, AX-14	Power Modification..... 1 / 54	Power Modification..... 1 / 59	CB-22 (NEW MODEL)
Power Modification..... 1 / 58	Power Modification..... 1 / 54	Tune-Up..... 1 / 46	Tune-Up..... 1 / 32
Tune-Up..... 1 / 31	Tune-Up..... 1 / 32	Variable Adjustments..... 4 / 50	Variable Adjustments..... 3 / 36
AR-44, AX-44	Repair Tip..... 2 / 32	PRO-500D	CB-24
Power Modification..... 1 / 58	Tune-Up..... 1 / 32	Power Modification..... 1 / 58	Tune-Up..... 1 / 32
Tune-Up..... 1 / 31	MADISON (858 PLL)	Tune-Up..... 1 / 46	Variable Adjustments..... 3 / 36
AR-144, AX-144	Channel Conversion #1..... 2 / 18,19	PRO-510e	CB-25
Clarifier Modification..... 4 / 30	Channel Conversion #2 (Rotary)..... 2 / 22	Tune-Up..... 1 / 46	Tune-Up..... 1 / 32
Power Modification..... 1 / 59	Channel Conversion #3..... 2 / 23	Variable Adjustments..... 4 / 51	Variable Adjustments..... 3 / 36
Tune-Up..... 1 / 31	Clarifier Conversion..... 2 / 20	PRO-520e	CB-26
Variable Adjustments..... 4 / 50	Clarifier Conversion..... 2 / 20	Tune-Up..... 1 / 46	Tune-Up..... 1 / 32
AR-711, AX711	Power Modification..... 1 / 54	Variable Adjustments..... 4 / 51	CB-28
Power Modification..... 1 / 58	Power Supply Schematic & Mod..... 5 / 29,30	PRO-510XL	Tune-Up..... 1 / 32
Super-Talk Installation..... 2 / 06	Repair Tip (Relay Buzzing)..... 1 / 60	Power Modification..... 1 / 58	Tune-Up..... 1 / 32
Tune-Up..... 1 / 31	Tune-Up..... 1 / 32	Tune-Up..... 1 / 46	Variable Adjustments..... 3 / 36
Variable Adjustments..... 4 / 50	Widebanding Procedure..... 2 / 20	Variable Alignments..... 3 / 38	CB-29
AX4 AX-7	Variable Adjustments..... 1 / 65	PRO-520XL	Tune-Up..... 1 / 32
AX-11 AX-24	MADISON (8719 PLL)	Power Modification..... 1 / 58	GTL-148
AX-43	Channel Conversion(Switch)..... 2 / 24	Tune-Up..... 1 / 46	Tune-Up..... 1 / 32
AX-52	Channel Conversion #2 (Rotary)..... 2 / 22	Variable Adjustments..... 3 / 38	1300
AX-55	Clarifier Conversion..... 2 / 25	PRO-530e	Tune-Up..... 1 / 32
Tune-Up..... 1 / 31	Clarifier Conversion(Update)..... 3 / 25	Tune-Up..... 1 / 46	QUESTAR RADIOS
CONVOY II	Power Modification..... 1 / 53	Variable Adjustments..... 4 / 51	MARK-I
Power Modification..... 1 / 53	Repair Tip (Regulator Failure)..... 1 / 60	PRO-538e	Tune-Up..... 1 / 32
Tune-Up..... 1 / 31	Tune-Up..... 1 / 46	Tune-Up..... 2 / 03	RANGER RADIOS
Variable Adjustments..... 4 / 50	Variable Adjustments..... 1 / 63	PRO-538w	RCI-2900
DWIGHT D (858 PLL)	McKINLEY (8719 PLL)	Tune-Up..... 3 / 05	Tune-Up..... 1 / 33
Channel Conversion..... 2 / 15-17	Channel Conversion..... 2 / 27	Variable Adjustments..... 3 / 38	RCI-2950
Power Modification..... 1 / 54	Clarifier Conversion..... 2 / 27	PRO-540e	Channel Conversion..... 4 / 42
Tune-Up..... 1 / 31	Power Modification..... 1 / 54	Tune-Up..... 1 / 46	Clarifier Modification..... 4 / 42
DWIGHT D (1003002)	Repair Tip (Regulator Failure)..... 1 / 60	Variable Adjustments..... 3 / 38	Improvement Modifications..... 4 / 43
Power Modification..... 1 / 59	Tune-Up..... 1 / 32	PRO-640e	Repair Tip (Squeal on Transmit)..... 1 / 61
Tune-Up..... 1 / 46	Variable Adjustments..... 4 / 50	Tune-Up..... 1 / 46	Tune-Up..... 1 / 33
GRANT (858 PLL)	McKINLEY (Export)	PRO-710e	Variable Adjustments..... 1 / 63
Channel Conversion #1..... 2 / 18,19	Tune-Up..... 1 / 32	Tune-Up..... 1 / 46	RCI-2970
Channel Conversion #2 (Rotary)..... 2 / 22	OLD HICKORY	Variable Adjustments..... 4 / 51	Tune-Up..... 5 / 05
Channel Conversion #3..... 2 / 23	Tune-Up..... 1 / 32	PRO-810e	ST-1000 / HCA818
Clarifier Conversion..... 2 / 20	P200	Alignment Procedure..... 4 / 32	Tune-Up..... 6 / 06
Power Modification..... 1 / 54	Power Modification..... 1 / 54	Alignment Layout..... 4 / 34	Variable Adjustments..... 6 / 35
Repair Tip (Relay Buzzing)..... 1 / 60	Tune-Up..... 1 / 32	Block Diagram & Flow Chart..... 5 / 31	RAY JEFFERSON RADIOS
Tune-Up..... 1 / 31	P210	Clarifier Modification..... 4 / 31	CB-707 CB-845
Widebanding Procedure..... 2 / 20	Tune-Up..... 1 / 32	Power Supply Schematic..... 4 / 35	CB-740 CB-905
GRANT (8719 PLL)	P300	Tune-Up..... 1 / 46	Tune-Up..... 1 / 33
Channel Conversion(Switch)..... 2 / 24	Tune-Up..... 1 / 32	Voltage Chart..... 5 / 32,33,34,35	REALISTIC RADIOS
Clarifier Conversion..... 2 / 25	P400 (8719 PLL)	PTC-104	TRC-10 TRC-35C
Clarifier Conversion(Update)..... 3 / 25	Channel Conversion..... 2 / 27	Power Modification..... 1 / 59	TRC-23B TRC-46
Power Modification..... 1 / 53	Channel Conv. w 11,1125 Xtal..... 3 / 12	Tune-Up..... 1 / 46	TRC-23C TRC-47
Repair Tip (Regulator Failure)..... 1 / 60	Clarifier Modification..... 2 / 27	Variable Adjustments..... 4 / 51	TRC-24B TRC-48
Tune-Up..... 1 / 46	Power Modification..... 1 / 54	TEDDY R	TRC-24C TRC-49
GRANT (Export)	Repair Tip (Regulator Failure)..... 1 / 60	Channel Conversion..... 2 / 15-17	TRC-29
Channel conversion..... 2 / 28	Super Slide Conversion..... 3 / 14	Power Modification..... 1 / 54	TRC-30
Clarifier Conversion..... 2 / 29	Tune-Up..... 1 / 32	Tune-Up..... 1 / 32	TRC-30A
	Variable Adjustments..... 1 / 62	PC-3	Tune-Up..... 1 / 33

Master Index *(For Volume 1 Thru Volume 6)*

TRC-50B	TRC-180	TRC-441	Tune-Up.....	1 / 35	Tune-Up.....	1 / 36	SX-101	WV-110
TRC-52	TRC-190	TRC-443	Super-Talk Installation.....	5 / 28	Super-Talk Installation.....	5 / 28	SX-401	007-140
TRC-55	TRC-200	TRC-446	TRC-492		TRC-492		WV-23	440
TRC-56	TRC-204	TRC-448	Tune-up.....	3 / 05	Tune-up.....	3 / 05	WV-23A	
TRC-57	TRC-205	TRC-449	Variable Adjustments.....	4 / 48	Variable Adjustments.....	4 / 48	Tune-Up.....	1 / 37
TRC-61	TRC-206	Channel Conversion #1.....	REGENCY RADIOS		REGENCY RADIOS		1-580	1-602A
TRC-67	TRC-208	Channel Conversion #2 (Rotary)....	CB-1 (Info-1)		CB-1 (Info-1)		1-582	1-605A
TRC-68	TRC-209	Channel Conversion #3.....	Tune-Up.....	1 / 36	Tune-Up.....	1 / 36	1-601 (Pll Version)	1-606
Tune-Up.....		Clarifier Conversion.....	CB-2 (Info-2)		CB-2 (Info-2)		1-602	1-610
TRC-210	TRC-215	Tune-Up.....	Tune-Up.....	1 / 36	Repair Tip.....	6 / 30	Tune-Up.....	1 / 37
TRC-211	TRC-216	Widebanding Procedure.....	CR-185	CR-186	CR-185	CR-186	1-611	
TRC-212	TRC-217	TRC-450	CR-501	CR-202	CR-501	CR-202	1-612	
TRC-214	TRC-218	TRC-451	CR-701	CR-230	CR-701	CR-230	Tune-Up.....	1 / 37
Tune-Up.....		Tune-Up.....	CR-123	CR-240	CR-123	CR-240	1-613	
TRC-410		Variable Adjustments.....	CR-123B	SPRINT/23	CR-123B	SPRINT/23	Tune-Up.....	1 / 37
TRC-411		Variable Adjustments.....	CR-142		CR-142		Variable Adjustments.....	5 / 47
TRC-412		TRC-452	Tune-Up.....	1 / 36	Tune-Up.....	1 / 36	1-617	
Tune-Up.....		Power Modification.....	TRC-453		Power Modification.....	1 / 56	Tune-Up.....	1 / 37
TRC-413		Tune-Up.....	TRC-454		Tune-Up.....	1 / 35	1-620	
Tune-Up.....		TRC-455	TRC-456		TRC-455		1-621	
Variable Adjustments.....		Variable Adjustments.....	Tune-Up.....	1 / 35	Variable Adjustments.....	5 / 46	1-624	
TRC-414		TRC-457	TRC-457		TRC-457		Tune-Up.....	1 / 37
Power Modification.....		Channel Conversion #1.....	Channel Conversion #1.....	2 / 19	Channel Conversion #1.....	2 / 19	1-625	
Tune-Up.....		Channel Conversion #2 (Rotary)....	Channel Conversion #2 (Rotary)....	2 / 22	Channel Conversion #2 (Rotary)....	2 / 22	Tune-Up.....	1 / 38
TRC-415		Channel Conversion #3.....	Channel Conversion #3.....	2 / 23	Channel Conversion #3.....	2 / 23	1-630	1-651
Tune-Up.....		Clarifier Conversion.....	Clarifier Conversion.....	2 / 20	Clarifier Conversion.....	2 / 20	1-631	1-653
Tune-Up.....		Repair Tip (Relay Buzzing).....	Repair Tip (Relay Buzzing).....	1 / 60	Repair Tip (Relay Buzzing).....	1 / 60	1-632	1-655
Variable Adjustments.....		Tune-Up.....	Tune-Up.....	1 / 35	Tune-Up.....	1 / 35	1-635	1-658
TRC-416		Widebanding Procedure.....	Widebanding Procedure.....	2 / 20	Widebanding Procedure.....	2 / 20	1-639	1-660
TRC-417		TRC-458	TRC-458		TRC-458		1-640	1-662
TRC-418		Channel Conversion #1.....	Channel Conversion #1.....	2 / 19	Channel Conversion #1.....	2 / 19	1-641	1-673
TRC-419		Channel Conversion #2 (Rotary)....	Channel Conversion #2 (Rotary)....	2 / 22	Channel Conversion #2 (Rotary)....	2 / 22	1-642	1-675
Tune-Up.....		Channel Conversion #3.....	Channel Conversion #3.....	2 / 23	Channel Conversion #3.....	2 / 23	1-648	1-678
TRC-420		Clarifier Conversion.....	Clarifier Conversion.....	2 / 20	Clarifier Conversion.....	2 / 20	1-850	1-680
Power Modification.....		Repair Tip (Relay Buzzing).....	Repair Tip (Relay Buzzing).....	1 / 60	Repair Tip (Relay Buzzing).....	1 / 60	Tune-Up.....	1 / 38
Tune-Up.....		Tune-Up.....	Tune-Up.....	1 / 35	Tune-Up.....	1 / 35	1-682	
TRC-420A		Widebanding Procedure.....	Widebanding Procedure.....	2 / 20	Widebanding Procedure.....	2 / 20	Tune-Up.....	1 / 38
Tune-Up.....		TRC-459	TRC-459		TRC-459		603	
TRC-421		Channel Conversion #1.....	Channel Conversion #1.....	2 / 19	Channel Conversion #1.....	2 / 19	604	
Power Modification.....		Channel Conversion #2 (Rotary)....	Channel Conversion #2 (Rotary)....	2 / 22	Channel Conversion #2 (Rotary)....	2 / 22	Tune-Up.....	1 / 38
Tune-Up.....		Channel Conversion #3.....	Channel Conversion #3.....	2 / 23	Channel Conversion #3.....	2 / 23	607	
Variable Adjustments.....		Clarifier Conversion.....	Clarifier Conversion.....	2 / 20	Clarifier Conversion.....	2 / 20	Tune-Up.....	1 / 38
TRC-421A		Repair Tip (Relay Buzzing).....	Repair Tip (Relay Buzzing).....	1 / 60	Repair Tip (Relay Buzzing).....	1 / 60	Variable Adjustments.....	4 / 49
Tune-Up.....		Tune-Up.....	Tune-Up.....	1 / 35	Tune-Up.....	1 / 35	608	
TRC-422		Widebanding Procedure.....	Widebanding Procedure.....	2 / 20	Widebanding Procedure.....	2 / 20	609	
Power Modification.....		TRC-461	TRC-461		TRC-461		611	
Tune-Up.....		TRC-462	TRC-462		TRC-462		613	
Variable Adjustments.....		Tune-Up.....	Tune-Up.....	1 / 35	Tune-Up.....	1 / 35	619	
TRC-422A		TRC-465	TRC-465		TRC-465		639	
Power Modification.....		Tune-Up.....	Tune-Up.....	2 / 03	Tune-Up.....	2 / 03	Tune-Up.....	1 / 38
Tune-Up.....		Power Modification.....	Power Modification.....	2 / 08	Power Modification.....	2 / 08	RYSTAL RADIOS	
Variable Adjustments.....		TRC-466	TRC-466		TRC-466		CB-523	
TRC-423		Tune-Up.....	Tune-Up.....	1 / 35	Tune-Up.....	1 / 35	CBR-1700	
Tune-Up.....		TRC-467	TRC-467		TRC-467		CBR-1800	
TRC-424		Power Modification.....	Power Modification.....	1 / 56	Power Modification.....	1 / 56	Tune-Up.....	1 / 38
Power Modification.....		Power Modification.....	Power Modification.....	2 / 08	Power Modification.....	2 / 08	SAGA RADIOS	
Tune-Up.....		Tune-Up.....	Tune-Up.....	1 / 35	Tune-Up.....	1 / 35	2530	
TRC-425		TRC-468	TRC-468		TRC-468		Tune-Up.....	1 / 39
Power Modification.....		Tune-Up.....	Tune-Up.....	1 / 35	Tune-Up.....	1 / 35	SAM RADIOS	
Tune-Up.....		TRC-469	TRC-469		TRC-469		SAM 2000	
TRC-426		Power Modification.....	Power Modification.....	1 / 57	Power Modification.....	1 / 57	Tune-Up.....	1 / 39
Power Modification.....		Super Talk Installation.....	Super Talk Installation.....	3 / 27	Super Talk Installation.....	3 / 27	SANKYO RADIOS	
Tune-Up.....		Tune-Up.....	Tune-Up.....	1 / 35	Tune-Up.....	1 / 35	SCS-555	
Variable Adjustments.....		TRC-470	TRC-470		TRC-470		Tune-Up.....	1 / 39
TRC-427		TRC-471	TRC-471		TRC-471		SANYO RADIOS	
Power Modification.....		TRC-472	TRC-472		TRC-472		TA-2000	
Tune-Up.....		Tune-Up.....	Tune-Up.....	1 / 35	Tune-Up.....	1 / 35	TA-4000	
Variable Adjustments.....		TRC-473	TRC-473		TRC-473		TA-6000	
TRC-428		Variable Adjustments.....	Variable Adjustments.....	4 / 48	Variable Adjustments.....	4 / 48	Tune-Up.....	1 / 39
TRC-429		TRC-473 (New Model)	TRC-473 (New Model)		TRC-473 (New Model)		SBE RADIOS	
Tune-Up.....		Tune-Up.....	Tune-Up.....	1 / 36	Tune-Up.....	1 / 36	LCB-8	
TRC-431		TRC-474	TRC-474		TRC-474		LCM-5	
Channel Conversion.....	3 / 22,23	TRC-474 (nEW mODEL)	TRC-474 (nEW mODEL)		TRC-474 (nEW mODEL)		Tune-Up.....	1 / 39
Power Modification.....	1 / 56	Tune-Up.....	Tune-Up.....	1 / 36	Tune-Up.....	1 / 36	LCM-8	
Tune-Up.....	1 / 35	TRC-477	TRC-477		TRC-477		Tune-Up.....	1 / 39
Variable Adjustments.....	3 / 37	Tune-Up.....	Tune-Up.....	3 / 05	Tune-Up.....	3 / 05	Variable Adjustments.....	4 / 49
TRC-432		TRC-480	TRC-480		TRC-480		LCM-8P	
Tune-Up.....	1 / 35	Tune-Up.....	Tune-Up.....	1 / 36	Tune-Up.....	1 / 36	LCMS	
Super-Talk Installation.....	5 / 27	TRC-482	TRC-482		TRC-482		Tune-Up.....	1 / 39
TRC-433		TRC-482	TRC-482		TRC-482		5CB	12CB
Power Modification.....	1 / 56	Tune-Up.....	Tune-Up.....	3 / 05	Tune-Up.....	3 / 05	14CB	16CB (Console II)
Tune-Up.....	1 / 35	TRC-490	TRC-490		TRC-490		21CB (Cortez)	22CB (Catalina II)
TRC-434		Channel Conversion Toggle Sw....	Channel Conversion Toggle Sw....	4 / 23	Channel Conversion Toggle Sw....	4 / 23	Tune-Up.....	1 / 39
Tune-Up.....	1 / 35	Channel Chart.....	Channel Chart.....	4 / 24	Channel Chart.....	4 / 24		
TRC-435		Clarifier Conversion.....	Clarifier Conversion.....	4 / 25	Clarifier Conversion.....	4 / 25		
Tune-Up.....	2 / 03							
TRC-437								
Tune-Up.....	5 / 05							
Variable Adjustments.....	5 / 05							
TRC-440								
Tune-Up.....	1 / 35							
Variable Adjustments.....	3 / 37							

Master Index (For Volume 1 Thru Volume 6)

DIAMOND 40	
DIAMOND 60	
Tune-Up.....	1 / 44
TITAN II	
TITAN IV	
XL	
XL-5	
Tune-Up.....	1 / 44

TRI MAX RADIOS	
220	
Tune-Up.....	6 / 06
Variable Adjustments.....	6 / 35

TRISTAR RADIOS	
120	
Power Modification.....	1 / 58
Tune-Up.....	1 / 44
240 (Old Model)	
Tune-Up.....	1 / 44
Variable Adjustments.....	4 / 49
240 (New Model)	
Power Modification.....	1 / 58
Tune-Up.....	1 / 44
340 (Old Model)	
Tune-Up.....	1 / 44
340 (New Model)	
Power Modification.....	1 / 58
Tune-Up.....	1 / 44
727	
Tune-Up.....	1 / 44
Variable Adjustments.....	1 / 62
747	
Tune-Up.....	1 / 44
Variable Adjustments.....	1 / 64
777	
Tune-Up.....	1 / 44
Variable Adjustments.....	1 / 65
797	
Tune-Up.....	1 / 44
Variable Adjustments.....	1 / 65
848	
Tune-Up.....	1 / 45
Variable Adjustments.....	1 / 65

TRS CHALLENGER RADIOS	
460	
Tune-Up.....	1 / 45
600	
Tune-Up (Correction).....	3 / 05
730	
Tune-Up.....	1 / 45
Variable Adjustments.....	6 / 35
850	
Tune-Up.....	1 / 45
1200	
Tune-Up.....	1 / 45
Variable Adjustments.....	3 / 38
1400	
Tune-Up.....	1 / 45

TRUETONE RADIOS	
CYJ4732A-77	
Tune-Up.....	1 / 45
CYJ4832A-87	
Channel Conversion.....	2 / 11-14
Tune-Up.....	1 / 45
CYJ4834A-87	
Channel Conversion.....	2 / 11-14
Tune-Up.....	1 / 45
Variable Adjustments.....	5 / 47
CYJ4837A-87	
Tune-Up.....	1 / 45
CYJ4862A-87	
Channel Conversion.....	2 / 11-14
Tune-Up.....	1 / 45
DC4530	
DC4672	
Tune-Up.....	1 / 45
MCC4370A-57	
MCC4434A-57	
MCC4434A-67	
MCC4434B-67	
MCC4532A-47	
MCC4630A-67	
MCC4635A-67	
MCC4724A-77	
MCC4726A-67	
MCC4760A-67	
MCC4770	
Tune-Up.....	1 / 45

MIC4350A-37	
MIC4434A-67	
MIC4622A-67	
MIC4726A-67	
MIC4730A-67	
MIC4731A-67	
MIC4733A-67	
Tune-Up.....	1 / 45
MIC4737A-67	
MIC4739A-67	
Tune-Up.....	1 / 46

UNIDEN RADIOS (See PRESIDENT / UNIDEN)

UNIC RADIOS	
CB-40	
Tune-Up.....	1 / 46
Variable Alignment.....	4 / 51
CB-50	
Tune-Up.....	1 / 46
Variable Alignment.....	4 / 51
RV-40	
Tune-Up.....	1 / 46

UNIMETRICS RADIOS	
DOLPHONE	
MAKO-I	
MARLIN-I	
PURPOISE I	
SEA-HORSE I	
STINGRAY II	
Tune-Up (All the Above).....	1 / 47

USACO RADIOS	
U900CB	
Tune-Up.....	3 / 05

UTAC RADIOS	
MICRO-MINI 23	
Tune-Up.....	1 / 47

GEN-719A	
GEN-730A	
GEN-774A	
GEN-775A	
GEN-828A	
Tune-Up.....	1 / 48

WELLS RADIOS	
W-705	
Tune-Up.....	1 / 48

WESTPOINT RADIOS	
CB-9000	
Tune-Up.....	1 / 48

WHISTLER RADIOS	
700	
Tune-Up.....	2 / 03
900	
Tune-Up.....	1 / 48

XTAL RADIOS	
XCB-4	
XCB-5	
XCB-6	
XCB-7	
XCB-11	
XCB-12	
Tune-Up (All the Above).....	1 / 48
XCB-71	
Tune-Up.....	1 / 48
Variable Adjustments.....	4 / 51
XCB-23A	
XCB-28	
XCB-880	
XSSB-4	
XSSB-10	
Tune-Up (All the Above).....	1 / 48

COPYRIGHT ©1992,1993,1994

THOMAS PUBLISHING
128 EAST WOOD
PARIS, IL 61944
(217) 466-4210



STUDIO 4000	
SUPER TINY 23	
TR-18M	
TRX-30	
TRX-400	
TRX-500	
TRX-2000	
Tune-Up (All the Above).....	1 / 47

VECTOR RADIOS	
770	
790	
VECTOR IV	
VECTOR VI	
VECTOR VII	
VECTOR IX	
VECTOR X	
Tune-Up (All the Above).....	1 / 47

WARDS RADIOS	
GEN-680A	
Tune-Up.....	1 / 48
GEN-696A	
Tune-Up.....	1 / 48
Tune-Up (Correction for Old Vol).....	3 / 05
GEN-702A	
GEN-716A	
Tune-Up.....	1 / 48

YOSAN RADIOS	
JC-2204	
Channel Conversion.....	6 / 24
Channel Conversion Chart.....	6 / 25
Tune-Up.....	6 / 06
Variable Adjustments.....	6 / 35

ZODIAC RADIOS	
M-5023	
M-5026	
Tune-Up.....	1 / 49