


CQ

FEBRUARY

1955

35c

RADIO AMATEURS' JOURNAL



In This Issue =


Exclusive!

The Story Behind The Johnson Kilowatt

32V-1 Modification . . . Two Element Beams

ENGINEERING NOTES

SSB RECEIVER SELECTIVITY



Consideration must be given to the design of the receiving equipment, as well as the transmitting equipment, if we are to realize the advantages offered by a single sideband communications system. If we design our transmitter to obtain maximum intelligence with minimum bandwidth, we must also consider our receiver selectivity in order to keep our system bandwidth at an optimum value. Let us discuss selectivity in terms of desired optimum response, definition of selective systems, methods of comparison and advantages of an integrated system.

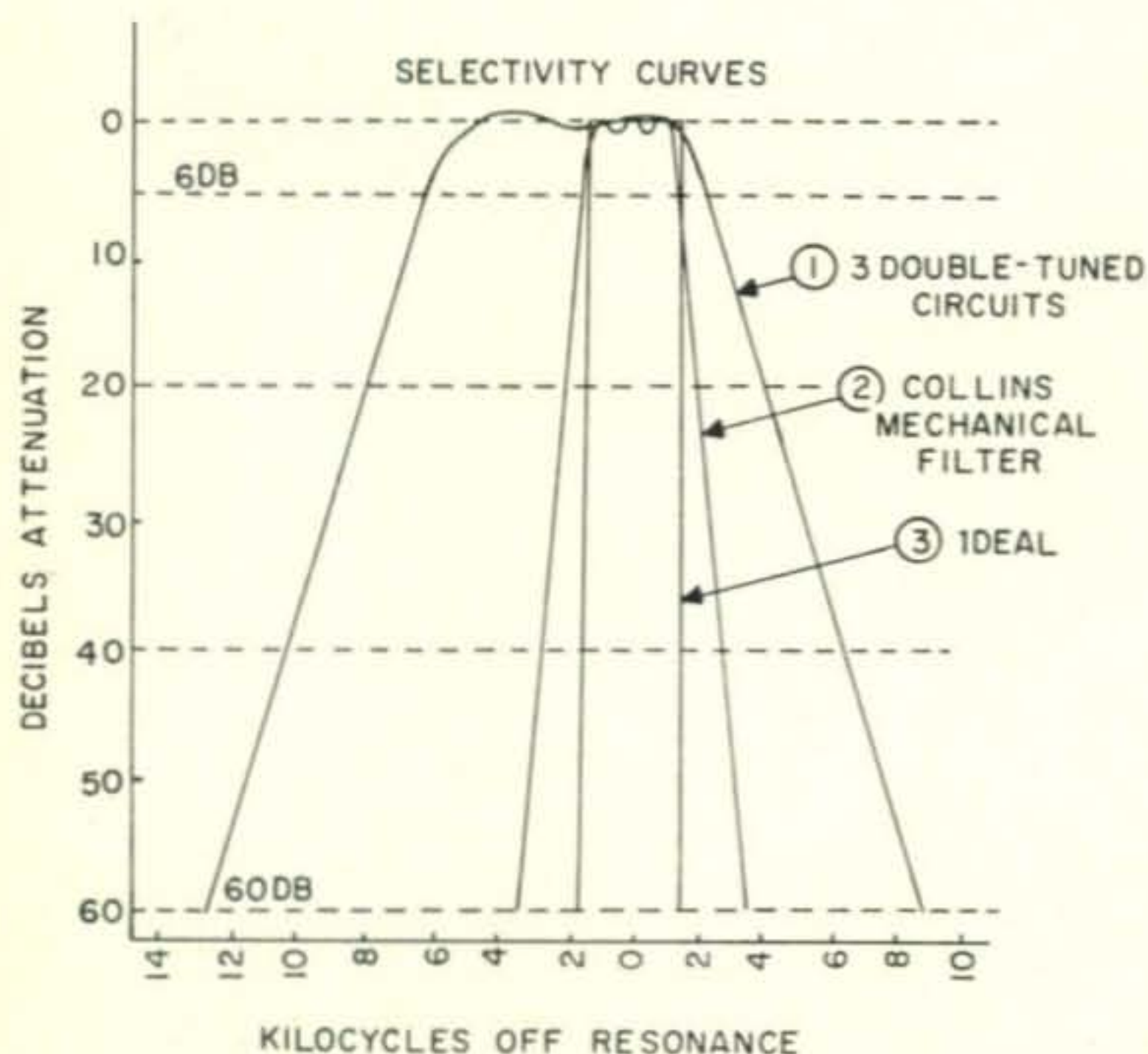
For years we have been trying to obtain better and better IF selectivity. Now, perhaps, we should ask ourselves; "What is optimum selectivity?" Let's define it as follows: Optimum receiver selectivity occurs when the nose bandwidth (6 db BW) is wide enough to pass the required intelligence and the skirt bandwidth (60 db BW) is narrow enough to reject an unwanted signal in the adjacent communications channel. Extremely steep skirts on our selec-

tivity curves are required to obtain this optimum passband. Ideally, the ratio of the 60 db to 6 db bandwidths would be 1. See curve (3) in figure below. This figure shows the selectivity obtainable from Collins Mechanical Filter Type 455C-31 and also from three pairs of double tuned, slightly over-coupled, IF transformers (coil Q's of 150). These curves are super-imposed for comparison and show how nearly the Mechanical Filter selectivity curve approaches the ideal.

Comparison of selectivity performance has generally been made by comparing the shape factors. The shape factor being, of course, the ratio of the 60 db to the 6 db bandwidths. This basis of comparison has developed from the problem of avoiding adjacent channel interference. While it is customary to define receiver performance in terms of shape factor, it is not always adequate. It can be shown that better shape factors are easier to obtain in wide band systems than in narrow band systems. The shape factor is a good comparison if the selectivity curves being compared have the same nose bandwidth. Perhaps a better method of specifying the performance of a selective system is to define the selectivity in terms of the nose bandwidth and the db attenuation per kilocycle on the slopes of the selectivity curve.

A receiver having an IF selectivity like curves (2) or (3) will have a 3 db advantage over a receiver having a selectivity curve like (1) when receiving an SSB signal whose bandwidth is 3 kc. This is due to the fact that both the receiver bandwidth and the input noise power have been halved. In addition, interference is reduced because the receiver passband is narrower, thus permitting a larger percentage of clear signals. When the correct bandwidth for a communications circuit is fully utilized, there will be more room on the phone bands for everyone.

In order to obtain optimum performance in a SSB communication circuit, it is important that we choose the correct receiver response. This optimum selectivity is easily provided by the Collins Mechanical Filter.



COLLINS RADIO COMPANY • Cedar Rapids, Iowa

261 Madison Ave.
NEW YORK 16

1930 Hi-Line Drive
DALLAS 2

2700 W. Olive Ave.
BURBANK

COLLINS RADIO CO. OF CANADA, LTD., 74 Sparks Street, OTTAWA, ONTARIO



CHICAGO STANDARD

MATCHED POWER SUPPLY COMPONENTS FOR EVERY MODERN TRANSMITTER

Dozens of matched power supplies—in a variety of mounting constructions—to fit any need, any budget—are available from Chicago Standard.

HERE ARE JUST
A FEW...



CHICAGO

Type S & SX. Drawn steel case

D.C. Volts	DCMA CCS	ICAS	Plate Transformer	Choke No. 1	Choke No. 2
400/500	250	325	P-45	R-63	R-103
600/750	250	325	P-67	R-63	R-103
1250 and 400	150 200	200 260	P-1240	R-63 RS-8200	R-63 RS-12200



CHICAGO

Type FS. Heavy duty cast frames

D.C. Volts	DCMA CCS	ICAS	Plate Transformer	Choke No. 1	Choke No. 2
2100/2600	500	700	P-2126	R-65	R-105
2500/3000	500	700	P-3035	R-65	R-105
3000/3500 /4000	600	800	P-4353	R-67	R-67




STANCOR

Type PT & C. Plate leads out of top on type PT.

D.C. Volts*	DCMA CCS	ICAS	Plate Transformer	Choke
1000	225	280	PT-8311	C-1412
1000	325	405	PT-8312	C-1414
1500	225	280	PT-8314	C-1412
1750	200	250	PT-8315	C-1646

*For single-section, reactor-input filter with full-wave mercury-vapor rectification.



STANCOR

Type FS. Formed steel frames with ceramic terminals

D.C. Volts	DCMA CCS	ICAS	Plate Transformer	Swing-ing Choke	Filter Choke
1000/1250	300	375	P-8026	C-1403	C-1413
1250/1500	500	625	P-8029	C-1405	C-1415
1750/2000	500	625	P-8033	C-1405	C-1415
2000/2500	500	575	P-8035	C-1405	C-1415



CHICAGO STANDARD TRANSFORMER CORPORATION

ADDISON AND ELSTON
CHICAGO 18, ILLINOIS

EXPORT SALES: Roburn Agencies, Inc.
431 Greenwich Street, New York, N. Y.



Complete specifications on these and over 1000 other Chicago-Stancor transformers will be found in the Chicago Standard catalogs. FREE from your local distributor.

ELMAC

RECEIVERS

TRANS-CITERS

SPECIAL ELECTRONIC DEVICES

GARAGE DOOR REMOTE CONTROLS

WE HAVE MOVED!

Now in our New Location, where we have enlarged facilities devoted exclusively to the manufacture of:

MULTI-ELMAC PRODUCTS


(FORMERLY KNOWN AS ELMAC)



RECEIVER
PMR-6A



TRANS-CITER
AF-67



MULTI-PRODUCTS COMPANY

21470 COOLIDGE HIGHWAY • OAK PARK 37, MICHIGAN

PHONE JORDAN 6-2377

**NOTE
NEW
ADDRESS**

Managing Editor

Wayne Green, W2NSD

John Williams, W2BFD

Technical Editor

E. Miles Brown, W2PAU

Technical Consultant

Herbert S. Brier, W9EGQ*

William I. Orr, W6SAI**

Assistant Editors

February, 1955

Vol. 11, No. 2

OUR COVER PHOTO

Al Pichitino, WØEDX, and Fred Hager, Jr., WØDRG, key men on the engineering staff at E. F. Johnson Co., have collaborated in bringing you the comprehensive design and performance story on the new Viking Kilowatt, which is featured, complete with photo breakdown, on page 15 of this issue. Our Cover photo illustrates the unit, which can be used as a pedestal for an executive desk, as illustrated on page 15.

CQ

Editorial Staff

Jack N. Brown, W3SHY

George Jacobs, W2PAJ/W3ASK

G. Franklin Montgomery, W3FQB

Louisa B. Sando, W5RZJ

Wilfred M. Scherer, W2AEF

R. C. Spenceley, KV4AA

Contributing Editors

Thomas Smith, W2MCJ

Draftsman

Robert W. Campbell

Editorial Production

Business Staff

S. R. Cowan, Publisher

H. N. Reizes, Advertising Manager

L. Steiner, Advertising Representative

J. Stillman, Advertising Representative

D. Saltman, Production Manager

H. Weisner, Circulation Manager

Branch Advertising Offices

Ted E. Schell, 2700 West 3rd Street,
Los Angeles 5, Calif.,
DUnkirk 2-4889.

Ed Damer, 333 N. Michigan Ave.,
Chicago 1, Ill. FRanklin 2-7100

Richard E. Cleary, Commercial Bank
Bldg., Berea, Ohio, BErea 4-7719.

Foreign Subscriptions

England: RSGB, Ruskin House,
Little Russel St., London, WC1.

Scandinavia: Intrapress, 17 Nordre
Paradisvej, Holte, Denmark.

Australia: Technical Book Co., 297
Swanston St., Melbourne C1,
Victoria, Australia.

* 385 Johnson St., Gary 3, Indiana

** 555 Crestline Drive, Los Angeles 49, Cal.

Feature Articles

- 11 20-METER DX WITH A 2-ELEMENT BEAM
William I. Orr, W6SAI
- 15 VIKING KILOWATT *A. M. Pichitino, WØEDX and
F. M. Hager, Jr., WØDRG*
- 19 75-WATT SSB EXCITER (PART II)
Jack N. Brown, W3SHY
- 24 HUM-FREE PHONE PATCH
Eugene H. Hastings, W1VRK
- 37 UPDATING THE 32V-1
Norman Snyder, K2ERC

Departments

- 26 THE NOVICE SHACK
- 32 IONOSPHERIC PROPAGATION
- 34 DX AND OVERSEAS NEWS
- 39 THE YL'S FREQUENCY

Miscellaneous

- 4 SCRATCHI
- 9 ZERO BIAS
- 6, 42 SPARE PARTS
- 50 "THE BRIDE"
Ann Gordon, WN5EQW
- 60 CLASSIFIED ADS
- 64 ADVERTISING INDEX


CQ—(title Reg. U.S. Post Office)—is published monthly by Cowan Publishing Corp. Executive and Editorial offices, 67 West 44th Street, New York 36, N. Y. Phone MUrray Hill 7-2080. Reentered as Second Class Matter February 6, 1951 at the Post Office, New York, N. Y. under the Act of March 3, 1879. Subscription rates in U.S.A. Possessions, APO & FPO, 1 year \$3.00; 2 years \$5.00; 3 years \$7.00. Elsewhere add \$1.00 per year for postage. Single copies 35 cents. Printed in U.S.A. Entire contents copyright 1955 by Cowan Publishing Corp. CQ does not assume responsibility for unsolicited manuscripts.

POSTMASTER: SEND FORM 3579 to CQ,
67 WEST 44th ST., NEW YORK 36, N.Y.

Designed for



Application



36000 SERIES

Ceramic Plate or Grid Caps

A new addition to this series of exclusive Millen "Designed for Application" products is the 36004 for use on tubes with $\frac{1}{4}$ " diameter contacts. Efficient, compact, easy to use and neat appearing. Soldering lug and contact one-piece. Lug ears annealed and solder dipped to facilitate easy combination "mechanical plus soldered" connection of cable. No. 36001 for $\frac{9}{16}$ " tube terminals. No. 36002 for $\frac{3}{8}$ ". No. 36004 for $\frac{1}{4}$ ".

**JAMES MILLEN
MFG. CO., INC.**

MAIN OFFICE AND FACTORY
MALDEN
MASSACHUSETTS



Feenix, Ariz.

Deer Hon. Ed:

Don't reeding this yet!! Quickly, looking over left sholder—nobuddys there? Good, then quicklike looking over rite sholder—nobuddys there? Peechy, then you can proseedng. But, Hon. Ed., being careful, for hevvin's sakes, on acct. you holding in your Hon. Hand the gratest idea since Macaroni are discovering wireless. What is it, you asking? Just the about-to-be famus Scratchi 8GDG sistem.

Honest to truly. Scratchi are doing it again. Yes indeedy, old Geenys Scratchi hitting Hon. Jackpot, and I rushing detales to you so you can skedyuleing 1/c lead article on same. I not having completed artickle on Scratchi 8GDG idea yet, but as soon as are finding out how it working eggsactly I riting you hot-shot artickle. By gollies, when peeples heering abouts this—oh oh, Hee Hee—Scratchi not telling you what it is yet, are I?

Maybe best way to starting is for Scratchi to painting mental pickshure for you. Imagining the Jones family in the Jones house in the living room after dinner. Over in the southeast corner of living room is sitting sooper-doooper BC set. This are like no broadcast reseever you ever putting your eyes on, Hon. Ed. It are broadcast set for hole family.

In southwest corner sitting Mr. Jones in easy chair. He listening to evening news on radio. On sofa in center of room are Mrs. Jones—she listening to soap opera. Next to her are old Grandma Jones, and she listening to Nelson Eddie. In northeast corner are Junior, and he absorbed in radio program about Spacehappy Sam. And, in northwest corner are sitting Sis Jones, who mooning over singing of Eddie Fisher.

Aha—so what, I heer you saying, what are hard about this? Hon. Ed., I doing this with one BC reseever—no earfones—no wires—no nuthing. Let's looking at happy old Jones family again. Mrs. Jones telling Junior to going upstares and studying. So, he going to BC set, turning speeker so it pointing upstares, and upstares he go. When he get to his room, he still heering Spacehappy Sam. Still sounding easy, Hon. Ed? Hah!!!

(Continued on page 6)

hallicrafters

CHICAGO 24, ILLINOIS

40 Meters
7 Mc—7.3 Mc
39.8°—205.2° (165.4°)


15 Meters
20.2 Mc—21.6 Mc
25°—260.5° (235.5°)

10-11 Meters
26.9 Mc—30 Mc
63.9°—330° (267.9°)

80 Meters
3.5 Mc—4 Mc
16.8°—275° (259.8°)

20 Meters
14 Mc—14.4 Mc
20°—249° (224°)

As you know, Hallicrafters has always been strongly linked with pioneer developments in ham radio. Our fine new line including the SX-99 will cement this relation even further because it reflects 20 years of communications leadership.
Beelballyan, Jr.



"S" METER



Here is everything you could wish for in a DX receiver. Covers Broadcast Band 540-1680 kc plus three short-wave bands 1680 kc—34 Mc calibrated for the 10, 11, 15, 20, 40 and 80 meter amateur bands over a large easy-to-read dial. Features for the amateur—"S" meter, separate bandspread tuning condenser, crystal filter, antenna trimmer, one r-f, two i-f plus 3.2 and 500 ohm speaker terminals.

Look over the new SX-99 at your jobber or write for specifications—you'll be glad you did.

Gray-black steel cabinet with brushed chrome trim and piano hinge top, 18³/₈" x 8¹/₂" x 11". Shipping weight 36 lbs.

Seven tubes plus rectifier. 105/125 V. 50/60 cycle AC. \$149.95 (less speaker). Use Hallicrafters R-46A Speaker.

MAIL TODAY—FREE SPECIFICATIONS

HALLICRAFTERS COMPANY
4401 WEST FIFTH AVENUE
CHICAGO 24, ILLINOIS

Send the checked free material:

Time Selector

Specification Sheet

HT-30

SX-96

SX-99

Name _____

Address _____

City _____ State _____

Heathkit GRID DIP METER KIT



MODEL GD-1B

\$19⁵⁰ Ship. Wt.
4 lbs.

The invaluable instrument for all Hams. Numerous applications such as pretuning, neutralization, locating parasitics, correcting TVI, adjusting antennas, design procedures, etc. Receiver applications include measuring C, L and Q of components—determining RF circuit resonant frequencies.

Covers 80, 40, 20, 11, 10, 6, 2, and 1½ meter Ham bands. Complete frequency coverage from 2—250 Mc, using ready-wound plug-in coils provided with the kit. Accessory coil kit, Part 341-A at \$3.00 extends low frequency range to 350 Kc. Dial correlation curves furnished.

Compact construction, one hand operation, AC transformer operated, variable sensitivity control, thumb wheel drive, and direct reading calibrations. Pre-calibrated dial

with additional blank dials for individual calibration. You'll like the ready convenience and smart appearance of this kit with its baked enamel panel and crackle finish cabinet.

Heathkit ANTENNA COUPLER KIT

The new Heathkit Antenna Coupler Model AC-1 was specifically designed to operate with the Heathkit Amateur Transmitter and will operate with any transmitter not exceeding 75 watts RF input power.

Rugged design has resulted in a sturdy, well shielded unit featuring a copper plated chassis and shield compartment. Coaxial 52 ohm receptacle on the rear of the chassis connects to a three section Pi-type low pass filter with a cut-off frequency of 36 Mc. Tuning network consists of a variable capacitance and tapped inductance in an impedance matching unit.

Capacity coupled neon lamp serves as a tuning indicator and will also provide a rough indication of power output.



MODEL AC-1

\$14⁵⁰ Ship. Wt.
4 lbs.

Heathkit IMPEDANCE METER KIT



MODEL
AM-1

\$14⁵⁰ Ship. Wt.
2 lbs.

The Heathkit Antenna Impedance Meter is basically a resistance type standing wave ratio bridge, with one arm a variable resistance. In this manner it is possible to measure radiation resistance and resonant frequency and antenna transmission line impedance; approximate SWR and optimum receiver input. Use it also as a monitor or as a field strength meter where high sensitivity is not required. Frequency range of the AM-1 is 0-150 Mc and range of impedance measurements 0-600 ohms. The circuit uses a 100 microampere Simpson meter as a sensitive null indicator. Shielded aluminum light weight cabinet. Strong self supporting antenna terminals.

HEATH COMPANY
BENTON HARBOR 12, MICHIGAN

(from page 4)

So, okeh, what are Scratchi's 8GDG sistem. It are just Scratchi's Ate Grate Direckshunal Groups. I'll trying to explaining in non-technickel language.

BC reseever are tuning in all stayshuns on broadcast band at once. It converting these signals to ultra-sonic single sideband. Each stayshun being fed to different loudspeaker. Also, BC reseever are generating ultra-sonic 25 kilocycle note, which are being sent out all over room on one big speaker.

Now, when persons standing in line of speaker which beeming sharp ultra-sonic single sideband signal to him, he also having 25 kc. signal coming to his ears. So, what happening. As everybuddys know, ear are nice peechy non-linear device, so two signals are mixing in Hon. Ear and person are heering the difference freakquency, which are the program being put out by one BC stayshun. Each speaker beeming one program to speshul spot, so to heering program, you just having to go to that spot, or turning speaker to spot where wanting to heer program!

Aren't that a slicky idea? Now normally, Hon. Ed., Scratchi's ideas are sounding good, but you or somebuddys else coming up with needle in woodpile and proving it not working. This time Scratchi are having you deds to rite. I know this skeem are working, on acct. I trying it!

I getting to audio signal generators, and connecting them each to loudspeaker. I setting one generator at 16 kc. and the other at 15 kc. and by gollies I heering nice one kc. note just like Jim Dandy. So, I knowing Scratchi's 8GDG sistem are hots stuff.

Hon. Ed., think what this being in Dee-X contest. Can only having one reseever, but could putting on many, many speakers, each listening to part of band. You can running up and down in front of speakers are listening across hole band but really.

Saving space in early issue of Hon. Mag. and I building 8GDG sistem and riting artickle reel quick-like.

Yours post hastily,
Hashafisti Scratchi

Spare Parts . . .

Club Newspapers

The editors of club newspapers and monthly bulletins are reminded that a reward for their efforts can be had, if they are interested in setting up a reciprocal subscription with CQ. The items for these short notes (in the "Monitoring Post") are often obtained from club papers. An interesting bit of news might appear in CQ—and who knows—you might get stuck with the job of editing the paper next year. But seriously, we will be glad to swap—what say?

New Heathkit VFO KIT



MODEL VF-1
\$1950


Ship. Wt. 7 lbs.

- Smooth acting illuminated and precalibrated dial.
- 6AU6 electron coupled Clapp oscillator and OA2 voltage regulator.
- 10 Volt average output on fundamental frequencies.
- 7 Band calibration, 160 through 10 meters, from 3 basic oscillator frequencies.

Here is the new Heathkit VFO you have been waiting for. The perfect companion to the Heathkit Model AT-1 Transmitter. It has sufficient output to drive any multi-stage transmitter of modern design. A terrific combination of outstanding features at a low kit price. Good mechanical

and electrical design insures operating stability. Coils are wound on heavy duty ceramic forms, using Litz or double cellulose wire coated with polystyrene cement. Variable capacitor is of differential type construction, especially designed for maximum bandspread and features ceramic insulation and double bearings.

This kit is furnished with a carefully precalibrated dial which provides well over two feet of calibrated dial scale. Smooth acting vernier reduction drive insures easy tuning and zero beating. Power requirements 6.3 volts AC at .45 amperes and 250 volts DC at 15 mills. Just plug it into the power receptacle provided on the rear of the AT-1 Transmitter Kit. The VFO coaxial output cable terminates in plastic plug to fit standard 1/2" crystal holder. Construction is simple and wiring is easy.



Open layout—easy to build—simplified wiring.

Smooth acting illuminated dial drive.

Clean appearance—rugged construction—accessible calibrating adjustments.

Ceramic coil forms—differential condenser.

Copper plated chassis—careful shielding.

Heathkit AMATEUR TRANSMITTER KIT




MODEL AT-1
\$2950

Ship. Wt. 16 lbs.

SPECIFICATIONS:
 Range 80, 40, 20, 15, 11, 10 meters.
 6AG7 Oscillator-multiplier.
 6L6 Amplifier-doubler
 5U4G Rectifier.
 105-125 Volt A.C. 50-60 cycles 100 watts. Size: 8 1/8 inch high x 13 1/8 inch wide x 7 inch deep.

Here is a major Heathkit addition to the Ham radio field, the AT-1 Transmitter Kit, incorporating many desirable design features at the lowest possible dollar-per-watts price. Panel mounted crystal socket, stand-by switch, key click filter, A. C. line filtering, good shielding, etc. VFO or crystal excitation—up to 35 watts input. Built-in power supply provides 425 volts at 100 MA. Amazingly low kit price includes all circuit components, tubes, cabinet, punched chassis, and detailed construction manual.



Rugged, clean construction.

Crystal or VFO excitation.

Prewound coils—metered operation.

52 ohm coaxial output.

Single knob band switching.


Built-in power supply.

Heathkit COMMUNICATIONS RECEIVER KIT

Four band operation 535 to 35 Mc.

Stable BFO oscillator circuit.

RF gain control with AVC or MVC.



5 1/2 inch PM Speaker-Headphone Jack.

Six tube transformer operation.

Electrical bandspread and scale.

Noise limiter—standby switch.

SPECIFICATIONS:
 Range.....535 Kc to 35 Mc
 12BE6Mixer-oscillator
 12BA6I. F. Amplifier
 12AV6 Detector—AVC—audio
 12BA6B. F. O. oscillator
 12A6.....Beam power output
 5Y3GTRectifier
 105-125 volts A.C. 50-60 cycles, 45 watts.

A new Heathkit AR-2 communications receiver. The ideal companion piece for the AT-1 Transmitter. Electrical bandspread scale for tuning and logging convenience. High gain miniature tubes and IF transformers for high sensitivity and good signal to noise ratio. Construct your own Communications Receiver at a very substantial saving. Supplied with all tubes, punched and formed sheet metal parts, speaker, circuit components, and detailed step-by-step construction manual.




MODEL AR-2
\$2550
 Ship. Wt. 12 lbs.

CABINET:

Proxylon impregnated fabric covered plywood cabinet. Shipp. weight 5 lbs. Number 91-10, \$4.50.

HEATH COMPANY
 BENTON HARBOR 12, MICHIGAN

How to select a tube for single sideband



To realize the advantages of Single Sideband operation, there are two important points to keep in mind when selecting a final amplifier tube. First, since there is no continuously running carrier, high peak powers may be reached when a signal is put on the air. And second, because it is easier to produce an SSB signal at a low power level, it takes more than an ordinary tube to build this valuable low power signal from the modulator to high power in a single amplifier stage. Eimac tubes offer these extras. Their reserve supply of filament emission, lack of internal insulators and widely recognized ability to handle high peak power has been proved over the years. And high power gain is inherent in all Eimac multi-grid tubes. When planning or building an SSB rig, remember these two important points and consider the Big Six of Amateur Radio—Eimac 4-65A, 4-125A, 4-250A, 4-400A and 4X150A radial-beam power tetrodes and the 4E27A radial-beam power pentode.

EIMAC BIG SIX RADIAL-BEAM POWER TUBES CLASS AB₁ LINEAR AMPLIFIER SERVICE

Typical Two Tone Performance*

	DC Plate Voltage	DC Screen Voltage	Peak Sig RF Grid Driving Voltage	Peak Sig Plate Power Input
4-65A	2000	450	100	195
4-125A	2500	555	100	300
4-250A	3000	600	110	630
4-400A	3000	810	140	900
4X150A	1250	375	60	350
4E27A	2500	600	110	325

*Permitting safe adjustment and conservative operation.

You can be sure of Eimac quality by asking your distributor for Eimac—the mark of excellence in electron-power tubes for over 20 years.

Just off the press—"Application Bulletin No. 9," giving more advice on AB₁ Linear Amplifier design for Single Sideband. Write our Amateurs Service Bureau for a free copy.



EITEL-McCULLOUGH, INC.
S A N B R U N O • C A L I F O R N I A
The World's Largest Manufacturer of Transmitting Tubes

Zero Bias

Wayne Green, W2NSD


Those of you that happen to read some of this stuff way up here in the front of the magazine are now in a good position to find out that starting with the March issue, *CQ* will have a new editor: me. Not much change except for that.

Might be you would'st know more about me. Waal, for one thing I'd like to point out that my hamshack has been a well known Brooklyn showplace for several years. Local hams bring their wives to my cellar and say, "See, honey, and you thought I had a mess at home!" Even out-of-towners turn up now and then to see my cellar having heard about it over the air. A dubious distinction, I suppose, but it does feel nice to get recognition.

I've worked a lot of 10-20 & 75 phone, am



W2NSD has been licensed since 1941. Mostly inhabited 160M befo de wah. Reduced J QRM from the safe cozy confines of a submarine while masquerading as a radio technician. Since the war has been active on all bands from two through one sixty. Started in RTTY in 1948 and is still going strong with it.



approaching DXCC (verry slooowly), been pretty active on two and six meters, won the local awards several times in the SS Contests, and get on pretty frequently with my mobile rig. One of my pets has been RTTY and I have used that on two, six, eleven and eighty meters. I'm very interested in SSB, ham TV and FAX, esoteric though they may be.

Having engaged in so many different phases of amateur radio I have found, as many of you have, that each phase is a sort of world in itself. In the interests of bringing more fun to us all I hope to bring you articles that will explore these facets of our hobby.

The wonderful social benefits of our hobby are seldom appreciated by us, but when you consider what an important place ham radio plays in the life of the physically handicapped, people who are retired, people who are new in a community, and just about everyone else, you can begin to understand. Most of us know some deaf or blind amateurs and realize how important amateur radio is to them.

Amateur radio has held top place in my life for a long time now. As editor of *CQ* I will try to bring you the things you ask for and humbly beg your aid and help: let me know what you like and don't like.

MR. NOVICE

THE **BEST** AT NO EXTRA COST!



3700 - 3750 Kcs. \$2⁹⁵
7175 - 7200 Kcs. —

QRM on Novice frequencies rivals the notorious weekend congestion on 75 and 20 meter fone! You'll have better luck, more completed QSOs if you pick an ODD KILOCYCLE FREQUENCY. Landing on multiples of 5 kcs. is pure murder. That's where PRs come in. You can pick any odd kilocycle frequency you want . . . at no extra cost. Order from your dealer's complete stock. If he doesn't have the particular frequency you want, he can get it pronto. So enjoy the BEST as a Novice . . . reliable, stable, highly active PR Crystals . . . the amateur and commercial frequency standard since 1934. You can't miss on a PR.

PR Crystals



USE **PR** AND KNOW WHERE YOU ARE

PETERSEN RADIO COMPANY, INC.
2800 W. BROADWAY • COUNCIL BLUFFS, IOWA

EXPORT SALES: Royal National Company, Inc., 75 West Street, New York 6, N. Y., U. S. A.

20-meter DX with a 2-element Beam

William I. Orr, W6SAI

Assistant Editor

There's no doubt about it. The sunspot cycle is increasing and DX conditions are getting better and better. European stations are being heard on the west coast of W-land over the long (VK) path in the early mornings—a sure sign that “things are looking up.” Such rare prefixes as ZD6, VQ8, FB8 and the like are starting to put signals into all parts of the U.S.A. Like bears coming out of a long winter's sleep, some of the big DX-guns are starting to climb out of bed at 6 a.m. to scan the bands for some juicy DX. The beams are coming out of mothballs, all the war-weary 3000-volt filter condensers (long covered with dust in the surplus bins) are being snapped up. Yessir, the signs are pointing to another big DX season.

Is the big DX “wheel” the only man noticing

these unmistakable signs? No, little Joe Ham with his folded dipole and 120-watt rig is aware of the coming DX-feast. He, too, is waiting with anticipation for those elusive AC3's and XZ's. Poor little Joe! Guess what will happen to little Joe, dear reader, when he calls the XZ along with ten or twelve DX-minded hams all of whom are running a full gallon into rotary beams 70-feet high? You are so right. Little Joe will go back to exchanging “handles” with the nearest W9. He just doesn't have a chance.

A word to the wise should be sufficient. With over 120,000 licensed W-hams, it is a good bet that at least half of them will be scanning the DX bands along with Little Joe and his 120 watts and folded dipole. Little Joe, heed well! The only way to work DX is to be LOUD! Little Joe, what you need is a two-element close-spaced parasitic beam to take the place of that folded dipole!

(A two-element beam? How naive! Don't you know that all the real DX men use three-element 20-meter beams with 24-foot booms?—Ed.) Perhaps so. But here is one DX man that uses a two-element beam. W6SAI may not be at the top of the honor roll of WAZ, but at least he is not crowding the bottom of the list.

The little array to be described has proven its punch in numerous pile-ups and brawls and has come out on top with some choice DX-items. On signal strength checks in Australia, Europe and Africa the difference in performance between the “little wonder” and some of the best 3-element wide-spaced beams in the area has been indistinguishable. This is not to say that a 2-element beam is equal to a 3-element array. The DX gain of the little 2-element array over a dipole is about 5 db. The DX gain of a 3-element wide spaced beam is about 8 db. The

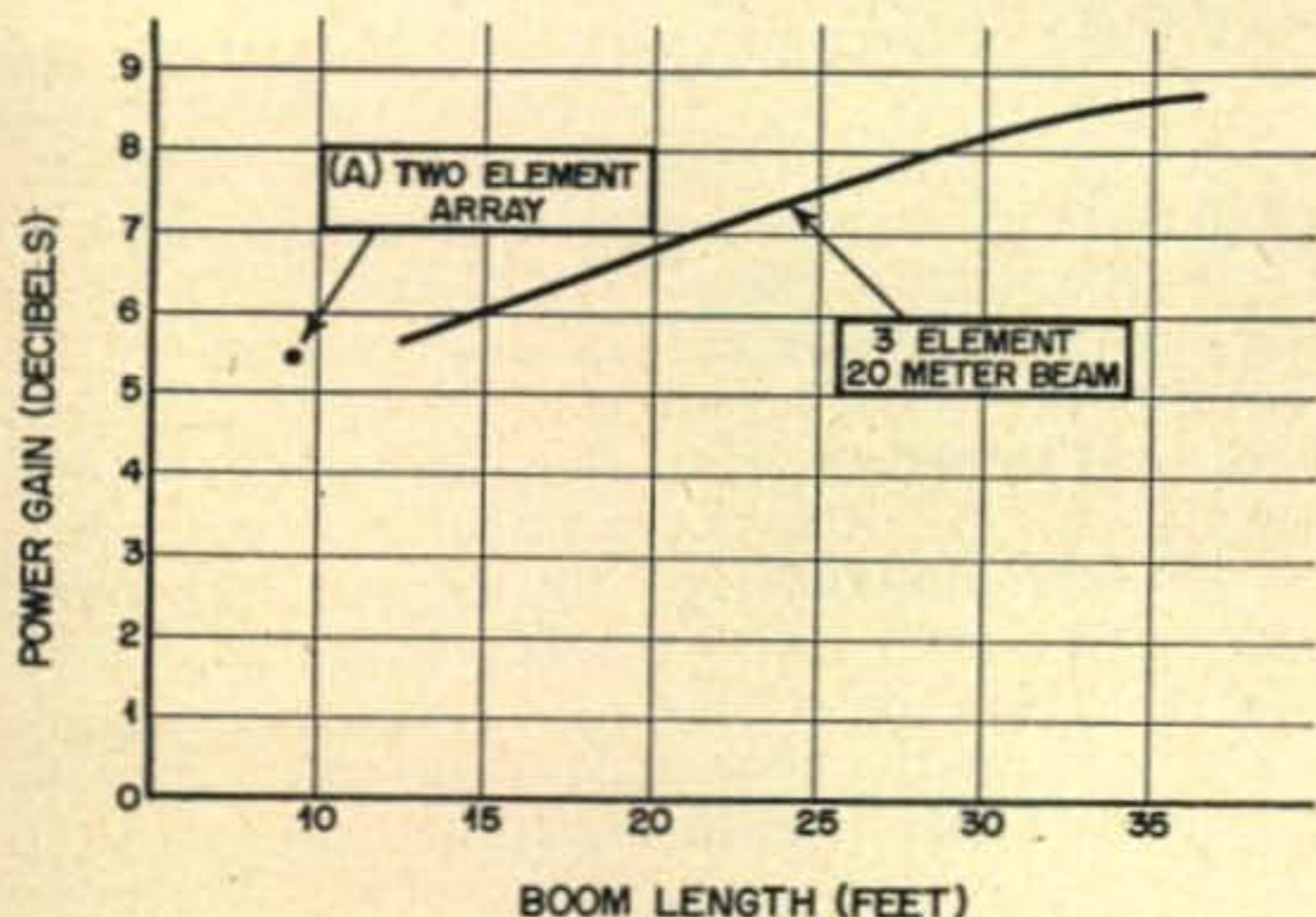


Fig. 1. This is the approximate relationship between overall boom length and the power gain expected from a 3-element beam. The gain of a close-spaced 2-element beam is shown “A.”

2-element beam has a boom length of less than nine feet for 20 meters, and the 3-element beam has a boom length of 24 feet. Quite a difference!

Figure 1 tells the story. It has been well established by several independent sources that the power gain of a 3-element beam is proportional to the spacing between the elements, and hence proportional to the total length of the supporting boom. Maximum gain for a 3-element array occurs at an element spacing of 0.25 wavelength. A gain of about 8.5 db. is obtained. On 20 meters, this means an overall supporting boom length of 35 feet. The gain drops slowly as the spacing of the elements (and the boom length) is decreased until at 0.1 spacing (using a 14' boom) the gain figure has dropped to 6 db.

Most 3-element beams use a 24' boom length, and the power gain of such an array is about 7.5 db. (Individuals claiming more gain for their 3-element beams than the above figures should be viewed with amusement, if not amazement).

Now, let's look at the "little wonder" two-element beam. If the two elements are spaced 0.12 wavelength apart, and the parasitic element is used as a director, a power gain of slightly over 5 db. may be obtained. This is only 1 db. less than a 3-element beam using a 14' boom, and only 2.5 db. less than a 3-element beam using a 24' boom. How important is this drop in signal strength of 2.5 db. compared with the tremendous advantage of using a short, eight-foot supporting boom?

Let's pause a moment and indulge in some investigation of this interesting point:

One day, a few years ago, the writer and W6VAT (now W4EFJ) conducted some tests. W6VAT was equipped with a variable auto-transformer in the primary circuit of his transmitter high-voltage supply and was able to run his input from zero to 700 watts at will. W6SAI took the antenna off his trusty receiver and put in its place a small bit of wire, pruned until W6VAT was about S7 when running full input. W6VAT thereupon sent various test signals at different power levels, and the signal strength was noted at W6SAI. The tests were conducted

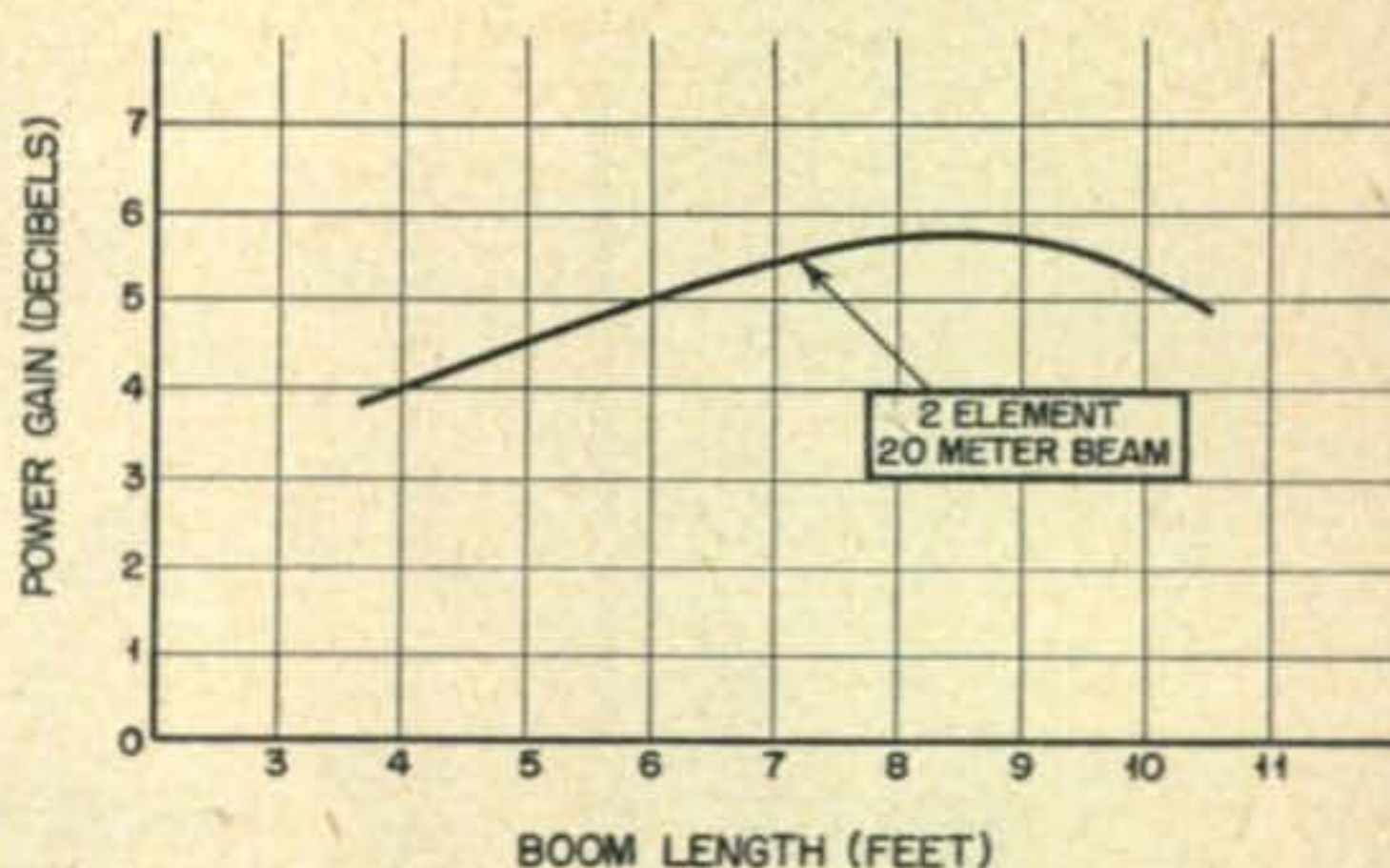


Fig. 2. Typical gain figures for a 2-element parasitic array (director and radiator) tuned for maximum "on-the-nose."

on c.w. no S-meter being used, to duplicate actual conditions found when working DX. It was found that the absolute minimum change in power that could be accurately noted was 3 db. (A power change of 2). Changes of power less than this were not noticeable, no matter whether W6VAT was S2 or S9. This information was duly noted in the station log book. The idea of trying a 2-element beam was born as the result of these tests. If a variance of 3 db. was allowable, why not deliberately drop 2.5 db. or so, and use a compact beam that would not give the neighbors high blood pressure when it was erected?

A Practical 2-Element Parasitic Array

The maximum power gain obtainable from one parasitic element is obtained when this element is acting as a director. Under these conditions, the parasitic element is slightly shorter than the normal resonant length, and is spaced about 0.12 wavelength away from the driven element of the beam. A gain vs. element spacing for a beam of this type is shown in Fig. 2. An element spacing of 8½' for the 20-meter band is just about optimum for maximum forward gain. The front-to-back ratio of a beam of this type is of the order of 10 db. The front-to-back ratio of a good 3-element beam is about 25 db. However, very few signals arrive directly at the "back" of the beam. Local ground-wave signals may do that, but the usual 1200 to 1500 mile distant "local" QRM that is so bothersome on DX contacts is usually high angle skip that arrives at an angle of 30 to 40 degrees. The discrimination of a two-element beam to signals arriving at such an angle is comparable to the discrimination of the larger 3-element array. Thus while the smaller beam may not offer as much rejection to ground wave signals arriving from the rear, it does a very respectable job on rejection of high angle signals that sneak up behind it.

Armed with this information, a 2-element parasitic array was built and placed in operation on the 20-meter band. The results were so gratifying, that this little story is the result. This antenna may be the answer to your problem.

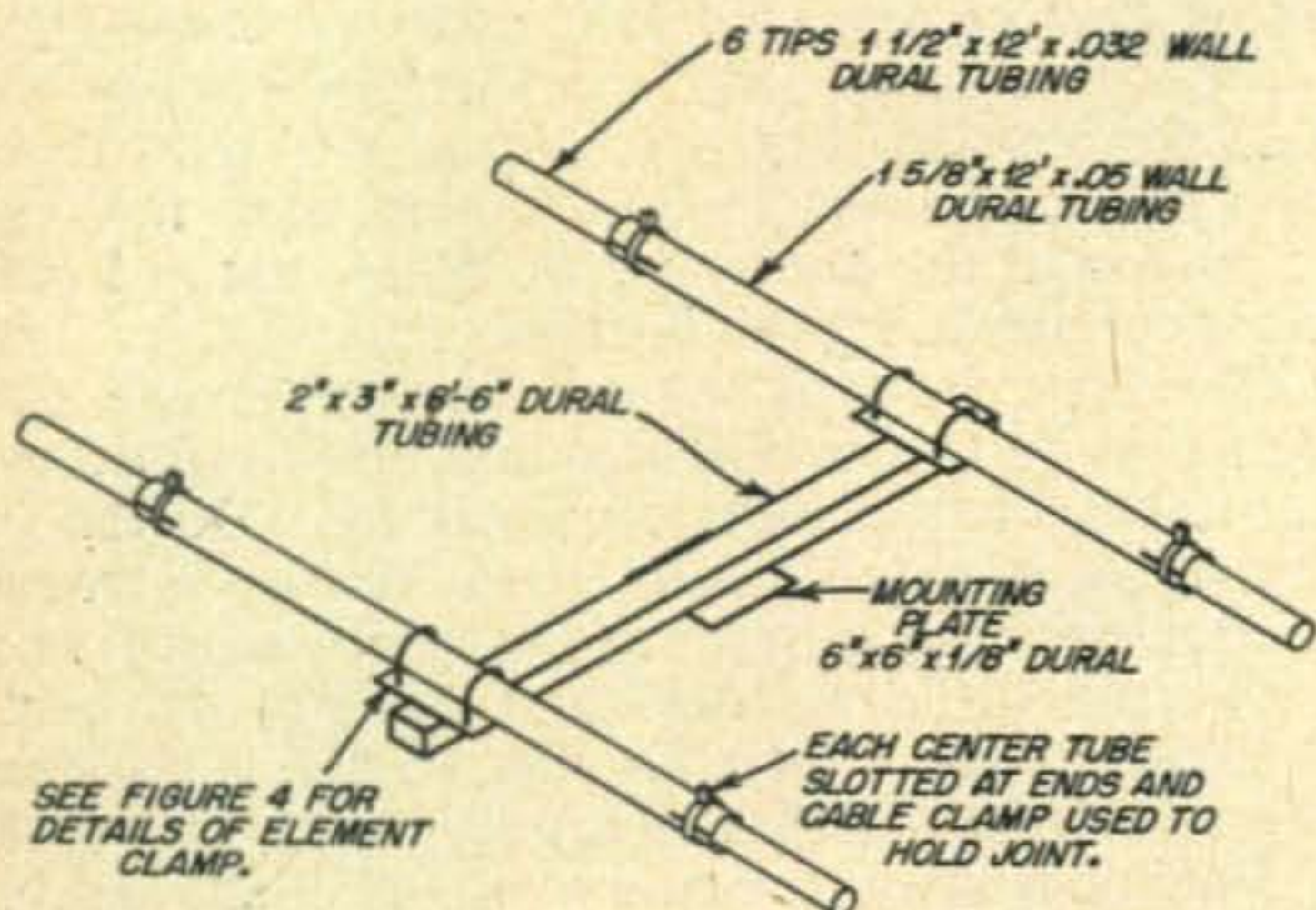


Fig. 3. General working view of the 2-element parasitic beam.

Construction

The 2-element array is shown in Fig. 3. The boom consists of an 8½' length of rectangular dural tube, measuring 2x3" in cross section, and having a wall thickness of 0.064." A boom as short as this requires no top guys or bracing to hold it steady. Another local ham, making a "Chinese copy" of the beam, used a section of round, 2" steel TV mast for the boom. It worked just as well as the rectangular dural tube, and was a lot cheaper.

The two elements are composed of 6 pieces of 12-foot dural tubing, 3 pieces to each element. The center sections are 1⅝" diameter, with an 0.050" wall, and the tips are made of 1½" diameter material, with an 0.032" wall. The elements may be made of either 24ST or 52ST dural. Because of the sky-rocketing surplus prices of dural tubing, it is almost as inexpensive to buy new, clean pieces of tubing from a large metal supply house than it is to buy beat-up surplus tubing at the junkyard!

During a series of preliminary tests on this antenna the two elements were insulated from the boom, with a switching arrangement allowing either element to be grounded to the boom.

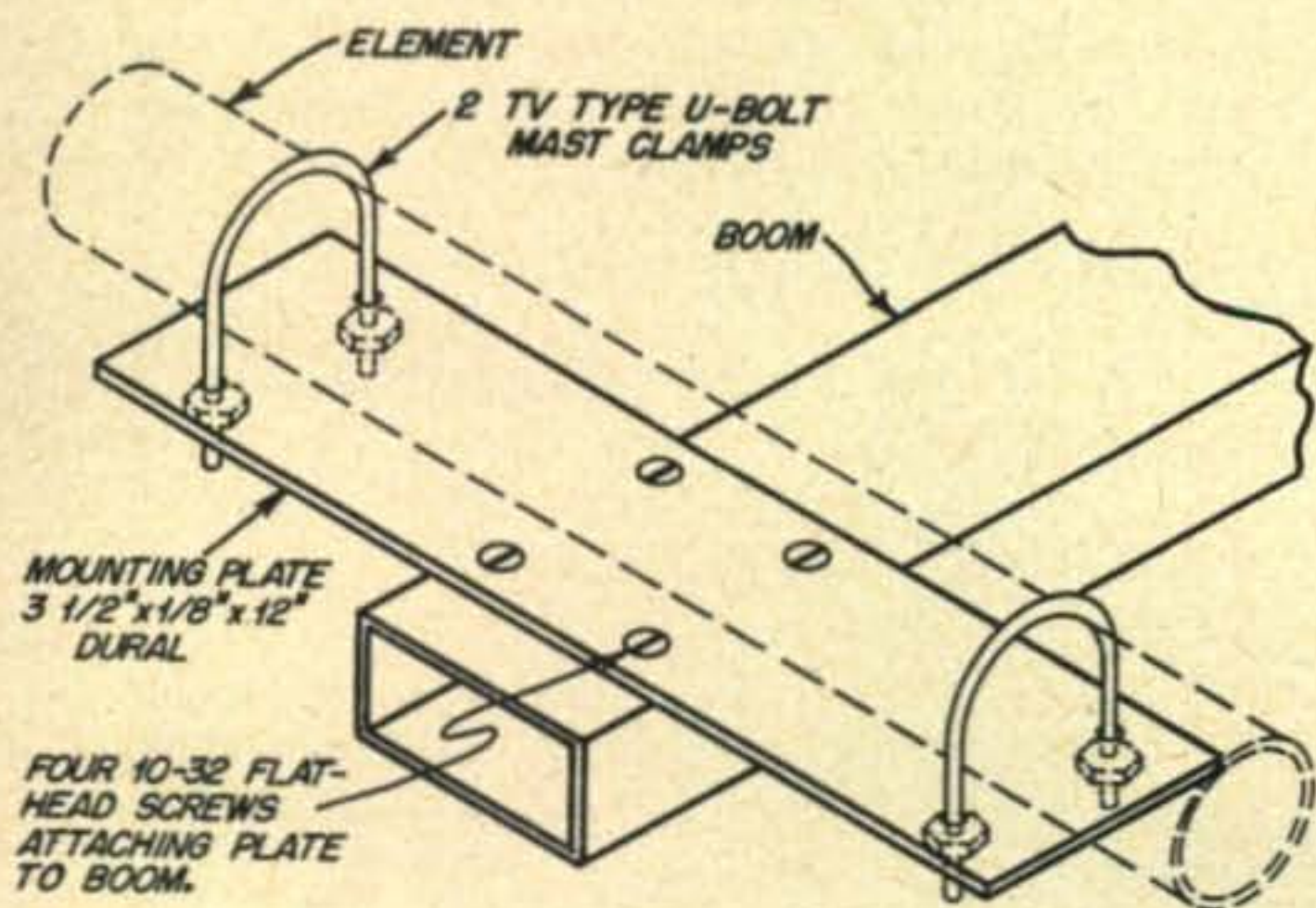


Fig. 4. Detail of the metal plate and clamps that hold the elements to the boom.

It was found that if a metal boom was used, it was imperative to ground the elements to the boom. A simple mounting was made from a plate of dural and two TV mast clamps that would hold the elements securely to the boom. This assembly is shown in Fig. 4.

If a wooden boom (such as a length of 3x4" lumber) is used, the elements need not be connected (grounded). The director is left "floating" in this case. A metal boom is recommended, however, as it aids greatly in making a mechanically rugged structure.

Element Lengths

The response of the 2-element beam is broad enough to cover the whole 350 kilocycles of the 20-meter band. However, the elements should be set for lowest standing wave ratio on the

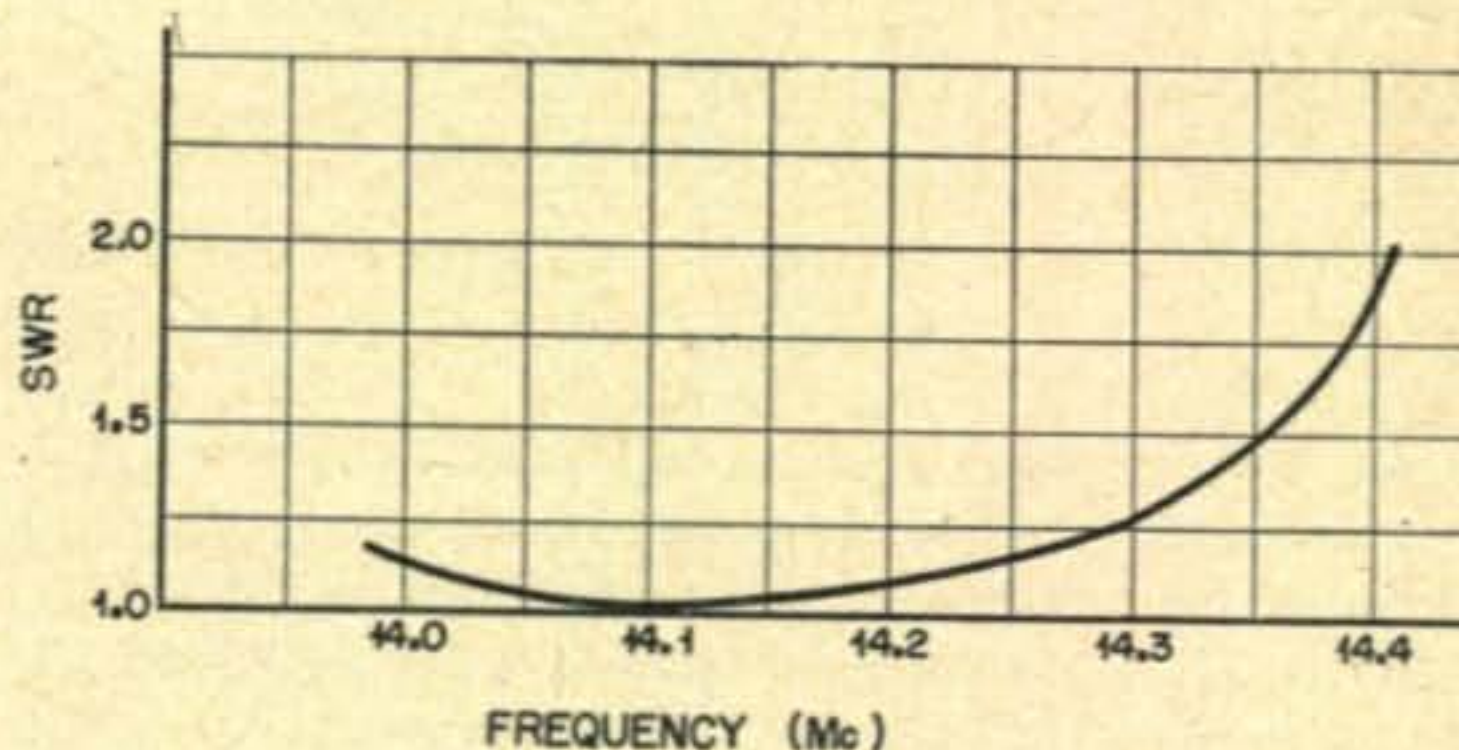
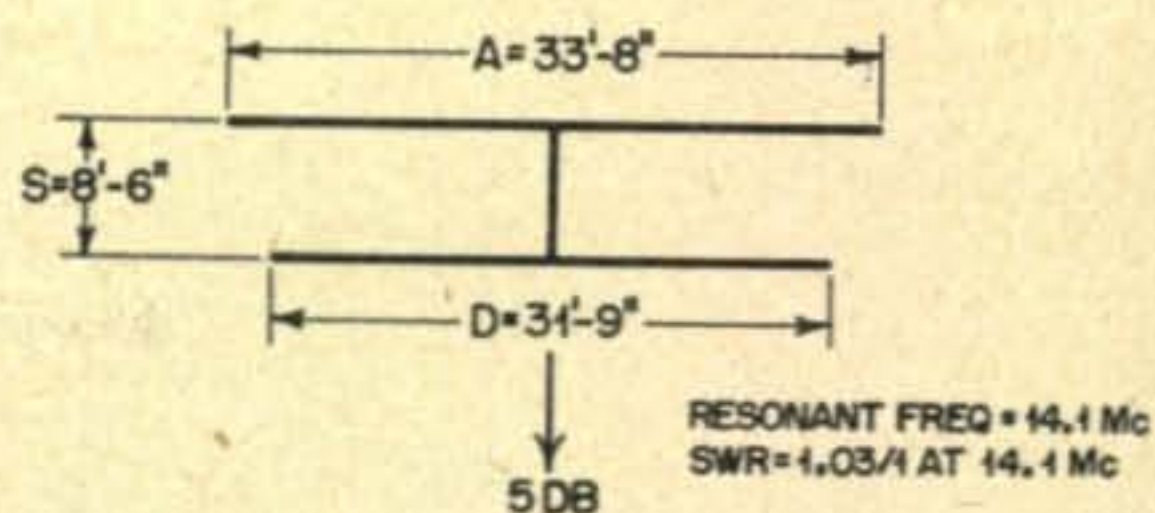


Fig. 5. Dimensions and gain figures for a 2-element beam tuned for optimum performance in the CW portion of the 20-meter band.

transmission line for that portion of the band in which the operator has the greatest interest. Since W6SAI was primarily interested in CW operation, the beam was cut to 14,100 kc. as shown in Fig. 5. For phone operation, the beam should be cut as shown in Fig. 6. In either case, the operation of the beam is identical. The SWR curve is merely shifted back and forth from the CW portion of the band to the phone band. In practice, no operational difference has been found when operating the beam several hundred kilocycles from the point of resonance.

The Feed System

The feed impedance of the antenna is very close to 16 ohms. The beam may be fed with a 300-ohm line, and 72 ohm matching transformer as shown in Fig. 7, or a coaxial line and

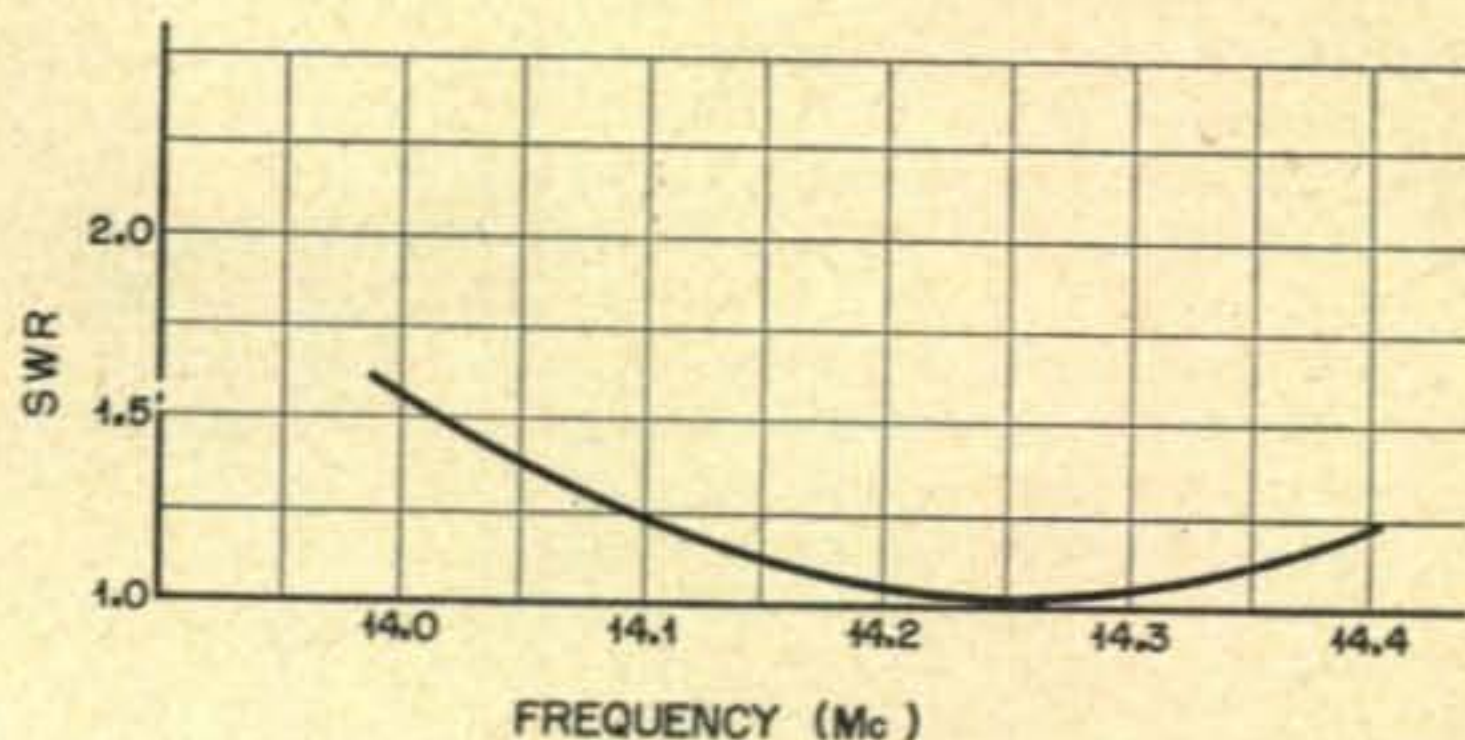
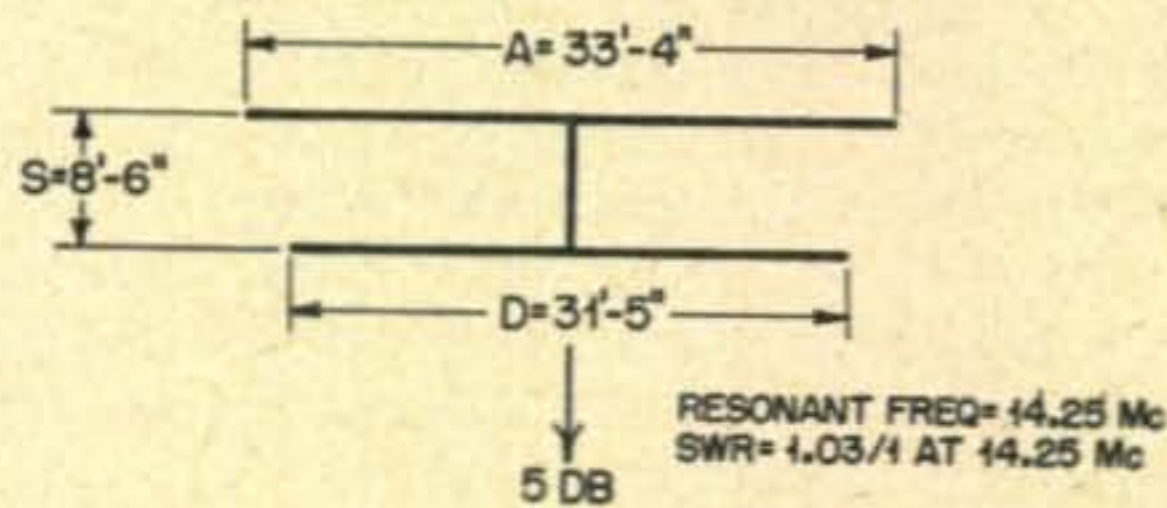


Fig. 6. Dimensions and gain figures for a 2-element beam tuned for optimum performance in the phone portion of the 20-meter band.

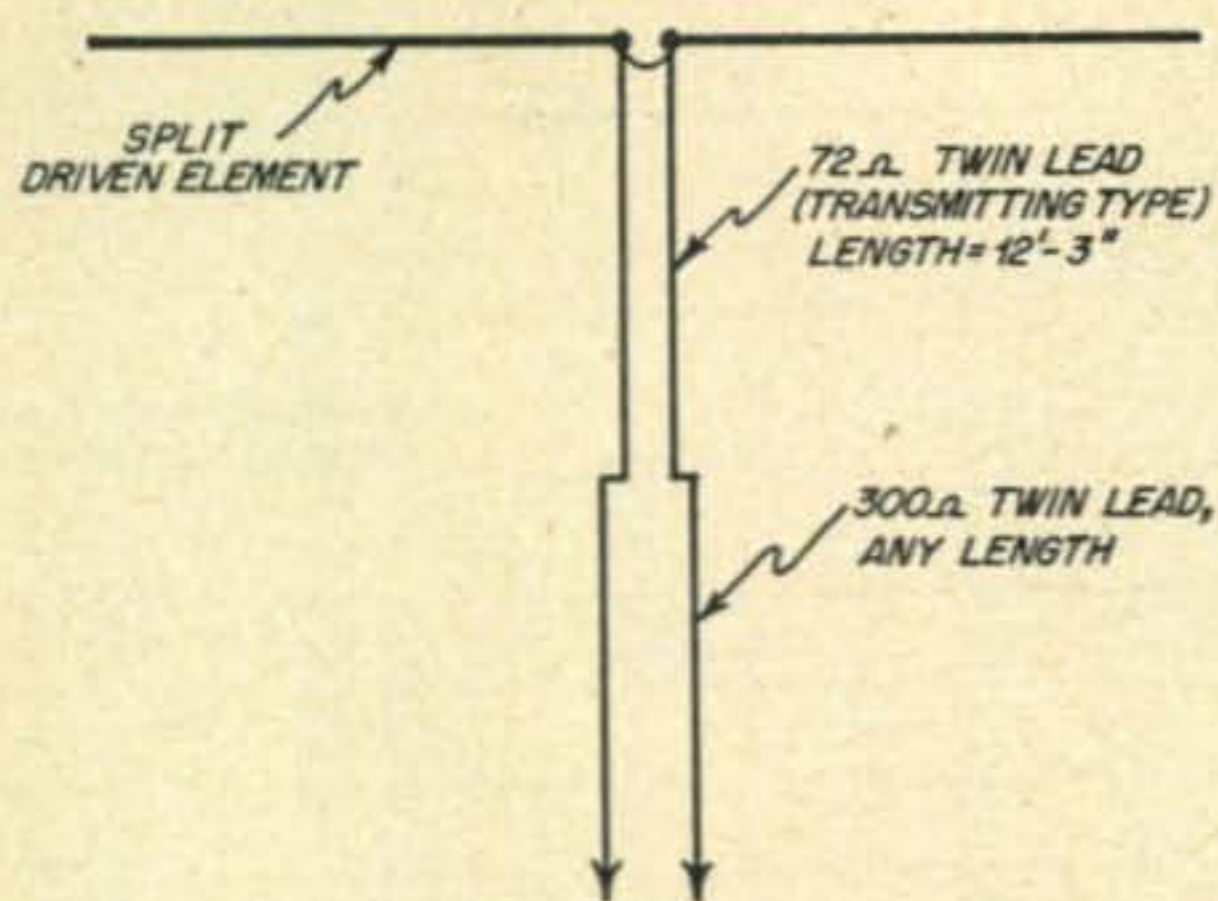


Fig. 7. It is possible to use twin-lead as the feed-line for the 2-element beam. This drawing illustrates the method of a cutting short length of twin-lead to serve as a quarter-wave matching transformer. This method of feed is useful when a balanced system is called for.

gamma match may be used. Personally, I feel that the open wire line is to be frowned upon, since it is necessary to split the element to feed it with a matching transformer. This entails a lot of work and numerous difficulties of a mechanical nature. One way around this problem is to match the 300-ohm line to the driven element of the beam with a T-match.¹

However, the coaxial feed system and pi-network tank circuit have become extremely popular in the last few years, and this arrangement is recommended over all others. A suitable gamma match for 52-ohm coaxial line is shown in Fig. 8.

Gamma Adjustments

If the antenna is set to the measurements given in Figs. 5 and 6 there are no real "antenna" adjustments. The two adjustments to be made are the setting of the gamma condenser, and the correct length of the gamma rod. If the dimensions of the gamma rod specified in Fig. 8 are followed, the setting of the gamma may be considered to be correct. The one remaining adjustment is the gamma tuning condenser. A standing wave meter, such as shown in Fig. 9 is needed. This instrument should be placed in series with the coaxial line to the antenna, and then this procedure followed:

1. Attach the SWR meter to your exciter and supply one or two watts of power to the SWR meter—enough to cause a full scale reading on the meter. In many cases, a grid-dip oscillator will deliver sufficient power for full scale reading of the SWR meter.
2. Attach the output terminal of the SWR meter to the coaxial line of the beam antenna. Note how far the meter drops back from full scale reading when the antenna line is connected to the meter.
3. Have an eager assistant slowly rotate the gamma condenser for lowest reading on the

SWR meter. If the meter reading can be brought down to 0.1, or less, of the full-scale meter reading, the antenna may be assumed to be tuned in a satisfactory manner.

4. The frequency of the grid-dip oscillator or exciter should be varied across the 20-meter band. The point of lowest SWR is the resonant frequency of the antenna system. This point of lowest SWR may be varied several hundred kilocycles by the setting of the gamma condenser. It is not necessary to change element lengths of the antenna to position the resonant frequency in the amateur band.
5. If it is not possible to obtain a minimum resonant reading of 0.1 of full scale reading on the SWR meter by rotation of the gamma condenser, the length of the gamma rod should be changed slightly, 2" at a time. After each change, a new SWR reading should be taken after the gamma condenser is re-resonated. It is suggested that the rod be lengthened at first, rather than shortened.
6. Several duplicate beams have been built to the above pre-cut dimensions and have all performed in fine style. If your beam is located in a reasonably clear area, these dimensions will probably work as-is for you. Try and stay clear of overhead power lines, tin garage roofs and the like. If a nearby powerline cannot be avoided, position the beam either above or beneath the line. Locating the beam in the same horizontal plane as a nearby power line is the best way of funneling your signal into the nearby TV sets that I know of!

(Continued on page 58)

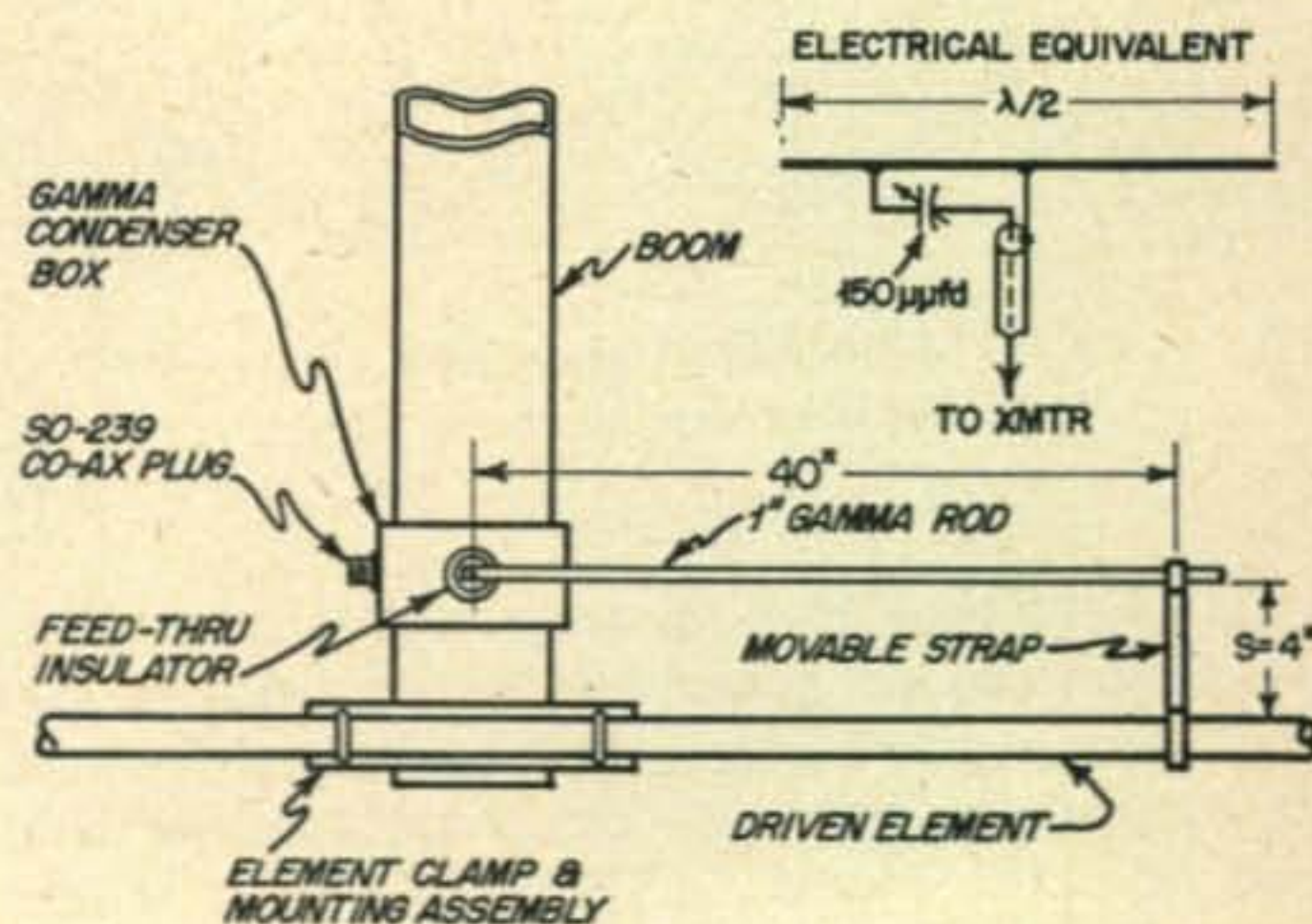


Fig. 8. This is a mechanical drawing of a possible gamma matching assembly. A small metal utility box houses the 150 $\mu\mu\text{fd.}$ double-spaced tuning condenser. The box must be sealed at the seams with "roofing compound." The gamma condenser is mounted on ceramic stand-off insulators. A quarter-inch hole in the side of the box allows the slotted shaft of the condenser to be tuned with an insulated screwdriver. The gamma rod is attached to the box by a 1½-inch high feed-thru insulator. A coaxial cable connector is mounted on the end of the box and then the box is securely grounded to the metal boom.

1. "The Terrible T, and Gamma, Too," William I. Orr, W6SAI, CQ, October, 1953, page 15.



Viking

A. M. Pichitino, WØEDX

F. M. Hager, WØDRG

kilowatt

The "Viking Kilowatt" represents a new concept in the design of communication transmitter equipment. Uniquely styled and packaged, extremely compact yet setting a new high for ease of accessibility, efficient and flexible, its features will be of interest to many amateurs.

For some time, we had believed that transmitter construction as used for the past 30 years—vertical relay rack or cabinets—was old-fashioned, of poor general appearance and left much to be desired in terms of operating ease, particularly in amateur work where frequent band changing is a rule rather than exception. It is our conviction that all operating controls should be conveniently within reach of the operator in the seated operating position. Modern styling and exceptional operating ease, therefore, became one of our primary design objectives.

Other major design objectives were:

- 1) One switch selection of maximum legal power, 1000 watts input, on SSB, CW or AM, with low power provision.
- 2) Extreme stability, particularly in the r-f amplifier.
- 3) Complete TVI suppression.
- 4) Wide range output coupling circuitry.
- 5) Quick and easy accessibility.
- 6) Rigorous safety and protective provisions.
- 7) Bandswitching, continuous coverage 3.5 to 30 megacycles.
- 8) Conservatively operated tubes and components.
- 9) Low r.f. and audio drive requirements.
- 10) Low cost.


All of the design objectives were reached successfully in the *Viking Kilowatt*.

Styling and General Construction


The title photo illustrates the general styling of the equipment. The complete 1000-watt unit; r-f power amplifier; high-level class B modulator; plate, screen and bias power supplies; control relays and circuitry; is housed within a streamlined desk-high steel pedestal only 29½" high, 19¾" wide and 32⅞" deep. Provision is made for the attachment of an accessory executive-type desk top and drawer assembly to either side of the equipment pedestal thus providing an integrated operating desk. The r-f amplifier controls and meters (including modulator current) are on the top of the pedestal at the operator's fingertips with the meters at an angle to provide direct viewing when seated. An ⅛-inch protective cover plate is supplied which nests on top of this control area (flush with the top of the pedestal) when the equipment is not in use. A thin slot, at the right side of the control area, equipped with channel guides and spring loaded, serves as a storage cavity for the cover during operation. A touch of the finger release and the cover springs upward for grasping.

The small control area at the lower front of the pedestal contains the less frequently used controls such as filament switch, overload reset, fuses, pilot lights, plate voltmeter and transmission mode switch. A hidden, sliding door may be pulled down over the area for protection when the equipment is not in use.


A rectangular frame of heavy steel angle contains all of the components and mounts the front panel of the pedestal. This frame slides



Equipment frame showing control relays, voltage regulator chassis, mode switch and amplifier plug-in power receptacle. Plug-in r-f power amplifier removed.



R-f amplifier, right side, showing 4-250A tubes, plate cooling fan and tank components. Shielded meter compartment is at top.



Upper deck contains modulator and bias and screen voltage sub-chassis. Lower deck shows plate transformer and power receptacles. Note intake and exhaust cooling fans.

into the pedestal enclosure on ball-bearing rollers. When assembled, the removal of only two thumb screws and three quick-disconnect plugs permits instant withdrawal of the frame for extraordinary accessibility.


The pedestal is finished in a soft metallic gray which is compatible with any decor.

R. F. Power Amplifier

The power amplifier employs two 4-250A tubes in parallel, bridge-neutralized, operating conservatively at 2500 volts. A pi-network plate circuit uses a heavy duty rotary inductor which is geared to the tank capacitor for single control tuning. A wide range output circuit matches nominal 50 to 500-ohm loads with the additional capability of tuning out large load reactances. The amplifier is a completely shielded *plug-in-unit* with all external leads thoroughly filtered. Two blowers within the amplifier cool filament and plate seals for extended tube life. Frequency coverage is continuous 3.5 to 30 Mc.—no coil changing. Driving power is less than 30 watts CW-AM and 3 watts peak SSB.

Class B Plate Modulator

A high-level plate modulator is employed with push-pull 810 tubes in class B. It has plate saturation limiting to reduce overmodulation. The modulator is always energized so that static current, plus that of the heavy duty power supply bleeder, improves the regulation of the high-voltage power supply. A relay shorts the modulator grids and



R-f amplifier, left side, showing heavy-duty rotary plate inductor geared to plate capacitor. Power plug strip and grid circuit sub-chassis are at right.



WØDRG has been an active amateur since 1927. He holds an Advanced class license and WAC. Fred's favorite bands are 20 and 40 with DX taking the biggest part of the interest. Fred holds down the position of Senior Radio Engineer at the E. F. Johnson Co.



WØEDX has had the paste-board since 1931 and is also an Advanced ticket holder. Al has had several National SS awards and DX honors. His favorite bands are 10, 20, 40 and 75, plus mobile. Al's position is Chief Engineer at the E. F. Johnson Co.

modulation transformer on CW and SSB. The audio response is better than plus or minus 1 db. 200-3500 cps. Driving power required is less than 15 watts.

Power Supplies

The high-voltage power supply has an output of 2500 volts at better than 700 ma. and utilizes 872A rectifiers. To improve voltage regulation on SSB, a single-section filter is employed which in conjunction with the bleeder and modulator currents results in excellent voltage regulation.

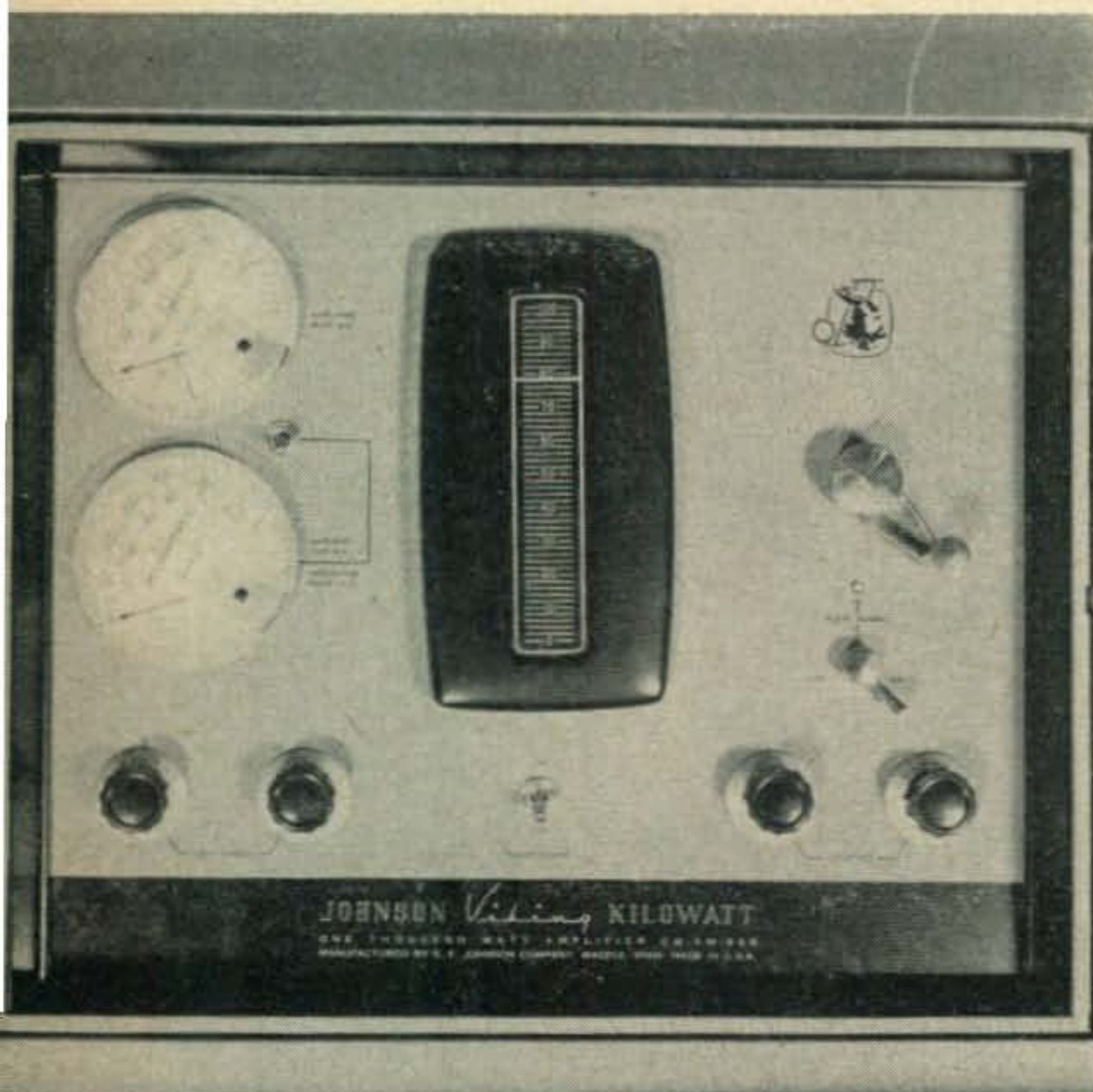
The screen supply uses VR tubes for AM and SSB operation and a 5R4GY rectifier.

The bias supply is heavily bled (150 ma.) for good regulation. Individual bias potentiometers are used for initially setting modulator and SSB bias. Bias, screen and filaments transformers are fused at the front panel.


Primary power is 210-240 volts a.c., 50-60 cps, single phase.

Transmission Mode Switch

The *Mode* switch has five positions: *SSB*, *AM-HI*, *AM-LO*, *CW-HI* and *Tune*. The *SSB* and *HI* positions provide 1000 watts input power while the *LO* and *Tune* (same as *CW-LO*) positions provide approximately 250 watts. This switch shifts bias, screen and plate potentials as required for the desired transmission mode and in addition shorts both the modulator grid and transformer secondary circuits on SSB and CW by means of a relay.



Top view of amplifier control area. Note angled meters for direct viewing from operating position.



Power control panel with protective cover in raised position.

A 75-Watt SSB Exciter



Jack N. Brown, W3SHY

Contributing Editor

Part II of a Two Part Story

In the first part of this story (January issue), the author detailed the operation of the circuit and showed the complete wiring schematic. *Figure 3* shows a suggested mechanical lay-out for this exciter. Any reasonable lay-out arrangement may be used as long as good engineering practices are followed — such as isolation of input and output circuits, etc.

At first it was thought that a shield between the input and output terminals of the *Burnell* filter would be necessary, but it was found in practice that it was not required. The large inter-stage shield between the last two stages of the transmitter is necessary to reduce the coupling between the 6146 plate tank and the 2E26 plate tank. Short direct leads are always called for whenever r-f signal voltages are being carried. Direct single-point bypassing is also desirable with either tubular or disc ceramic type capacitors.

One item that the author suggests as a change from that shown in the photographs is to place *T1* above the chassis instead of below the chassis. This will eliminate some of the speech amplifier area crowding evident in the under-side views of the chassis. The transformer may be mounted directly above its present position on the same mounting holes.


Alignment

The first step in the alignment procedure is to determine if the speech signal is clean and

free of hum. Use a pair of high impedance phones in series with a $0.1 \mu\text{fd}$ condenser and monitor the signal across *R21*, the cathode load resistor for *V2a*. In the test model built by the author, an intermittent crackling noise was heard and was tracked down to a defective cathode bypass condenser, *C13*. Watch for symptoms of this nature in checking through the unit.

Next the 50-kc. oscillator must be aligned to frequency. With a vacuum-tube voltmeter connected across the cathode resistor of the oscillator, *R31* determine if the oscillator is functioning. If it is performing properly the r-f voltage across this resistor should be between 30 and 60 volts rms. Couple a BC-221 frequency meter loosely to the cathode terminal of *V3b*, the cathode-follower carrier-insertion stage. This permits coupling to the frequency meter without loading the oscillator and changing its frequency. Since the low-frequency range of the BC-221 does not go below 125 kc., the third harmonic of the 50-kc. oscillator must be aligned with the 150-kc. point on the frequency meter. It is best if the next harmonic is also checked against the 200-kc. calibration point of the frequency meter just to make sure that some stray harmonic combination is not confusing the alignment. Once the frequency is aligned no further adjustment of the oscillator slug should be necessary.

The r-f voltage from each side of the balance-potentiometer *R24*, should be between 2 and 5 volts rms. The position of the potentiometer




This is a view of the Burnell SSB exciter showing the component arrangement surrounding the low-level stage and the speech amplifier.

arm will have a bearing on the reading. When it comes time to balance out the 50-kc. carrier signal it may be necessary to add a capacitive balance condenser from one end of the balance control, *R24*, to ground. A 100 $\mu\text{mfd.}$ compression mica trimmer was found adequate in this model. A balance condenser may not be necessary at all, so none is shown on the schematic. The balance potentiometer and balance condenser (if used) should be adjusted alternately until a satisfactory balance is obtained. This may be observed more readily at the output of the i-f amplifier, *V9*, at the 450-kilocycle frequency.


Next determine if the low-frequency crystal oscillator is operating. Observe the frequencies of the two-crystals by measuring them with the BC-221. As pointed out earlier, these frequencies should be exactly 100 kilocycles apart. If the oscillator is not functioning for either crystal, make a change in the value of *C31* or *C32* and again test for oscillation.

The r-f voltage present at *pin #5* of *V8* should be 10 volts rms and should be set by adjusting the size of the oscillator coupling condenser, *C29*.

Couple the BC-221 lightly to *pin #4* of *V9* and set the frequency meter dial for 450 kc.



Under chassis view looking towards the rear skirt of the exciter unit. Note the relationship of the switch, *Sw1*, in this photo and the one above.



In this under chassis view of the exciter we are looking at the right-front corner where the output amplifier grid circuit is located.

a normal tone for a lower setting of the *VOX* gain control the reading should be about minus 70 volts. All of these measurements must be taken with the *anti-trip* amplifier gain control *R1*, turned to zero. When *VOX* switch *Sw2* is in the "on" position, the relay should drop out as soon as the microphone is spoken into in a normal tone. If not, advance the *VOX*

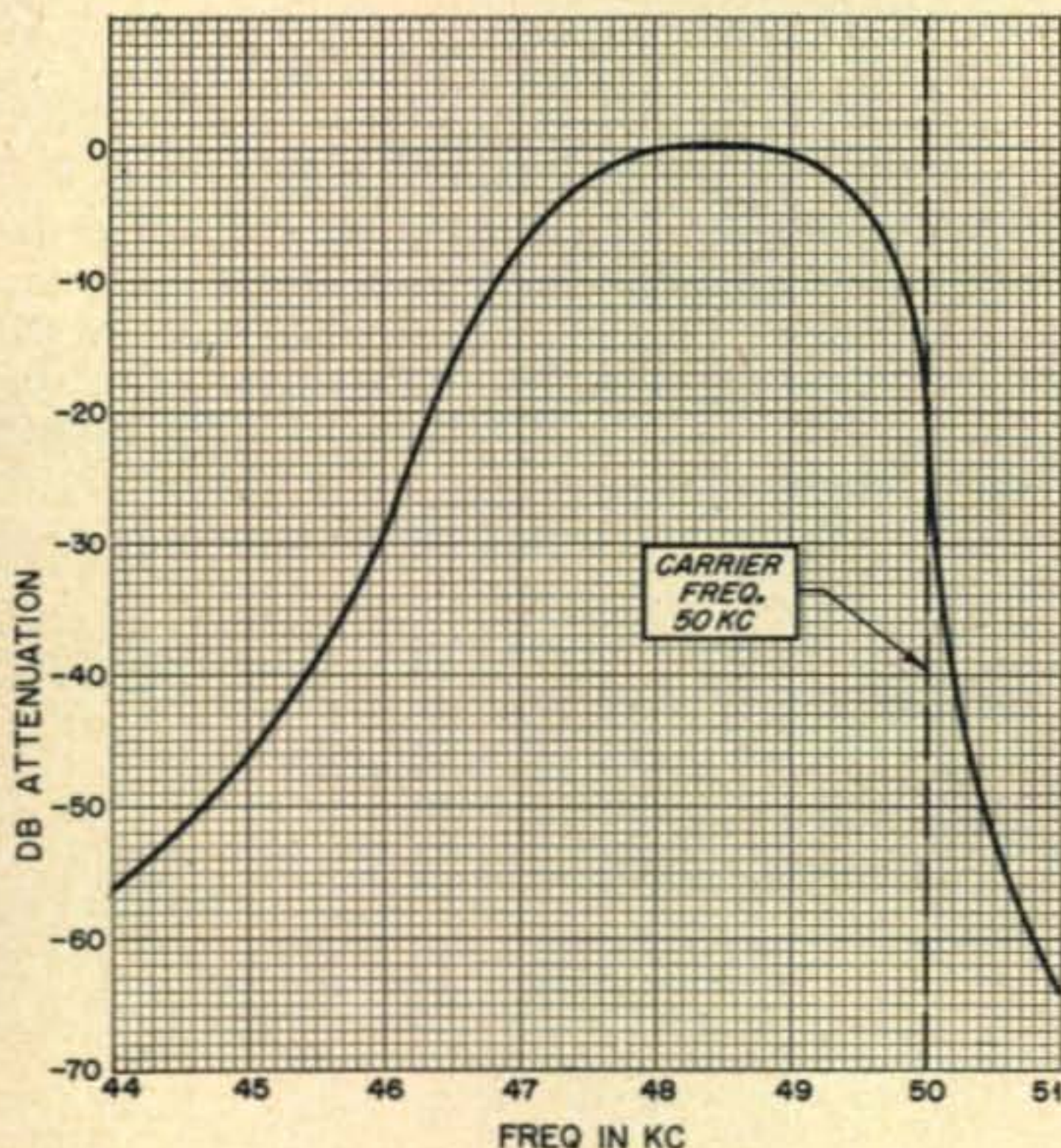
gain control until it does. The relay should remain in the "operate" position for a few tenths of a second after speech is stopped. The relay should not "pull in" between normally spoken words of a sentence, but should pull in for normal pauses in conversation. This gives the other station a chance to break in.

With the primary of *T1* connected to the audio output of the station receiver, and the *anti-trip* gain control set to zero, the sounds coming out of the loud speaker should trip the *VOX* system of the exciter. With the receiver audio set for usual comfortable audio volume, advance the *anti-trip* gain control, *R1*, until the loud-speaker audio no longer trips the *VOX* system.

Operation of this unit is very similar to that of the mechanical filter exciter and little more need be said here. The main difference that exists is the difference in output power between the two units. The plate milliammeter should kick up to between 100 and 130 ma. on normal voice input. The output should be checked with an oscilloscope so that proper settings of the gain control can be determined. Peak limiting of the output envelope is to be avoided at all times, if a clean signal is to be transmitted.

This unit has been tried on the air frequently and good reports are always received as to its "smoothness" and quality of sideband suppression. The 75 watts of output power also makes the unit heard even in the "loudest of circles."

Editor's Note: The power supply used with this exciter is identical to the one described in the author's book, "Single Sideband Techniques." The reader is encouraged to consult that text for further details.



This is the typical response curve of a stock Bunnell S-15000 filter. Note that the "steep" side of the curve is around 50 kc. and that this filter essentially passes the lower sideband. Sideband switching is employed in this exciter with the aid of 400 and 500 kc. crystals.



the Hum- Free phone patch

Eugene H. Hastings, W1VRK

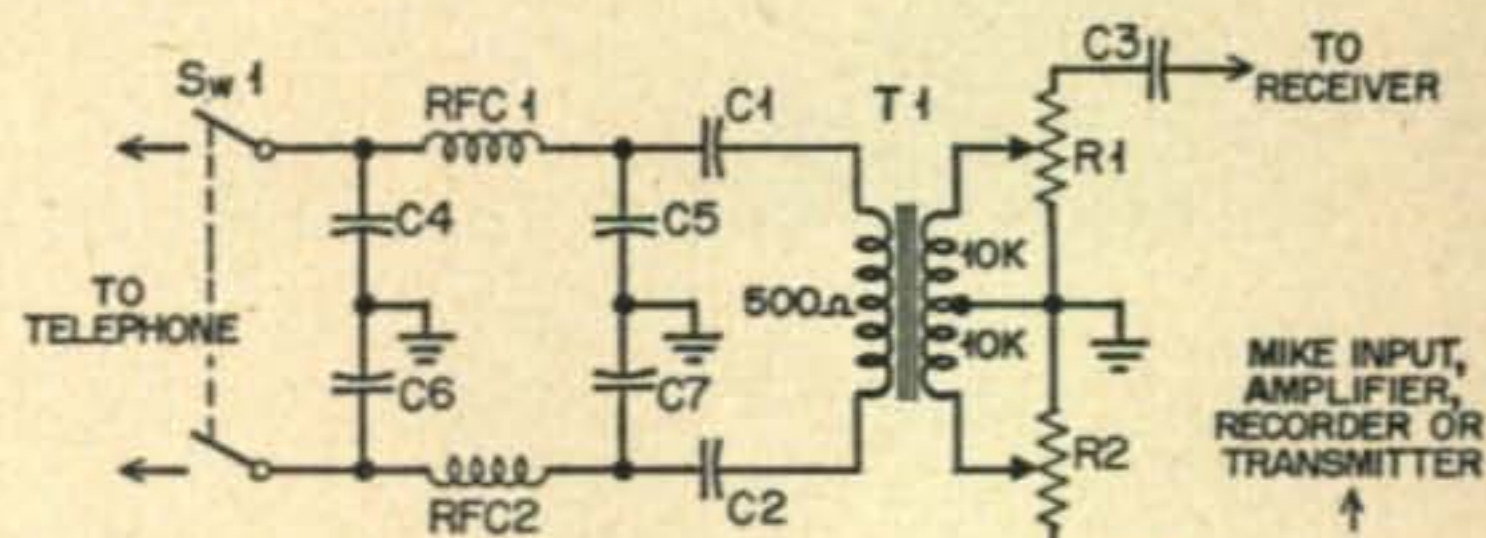
How many times have you been asked: "Have you got a phone patch there, Old Man? I have a relative who lives near your QTH and I." when the reply has been: "Sorry, I have been meaning to make one up but have not been able to get one of those hum-free transformers" (at less than \$20!) or perhaps: "it's not working very well—keep getting r-f feedback . . ." or even: "I have been trying to make one, but I can't find those 'surplus' parts that are supposed to be so plentiful!"

Several of the hams on Boston's North Shore area got rather tired of having to make excuses for not having a phone patch available when 10 meters opened once in a while, or when working 15 or 20, and decided to do something about it. The enclosed schematic and photographs show the finished product.

The wonderful thing about this "patch" is its versatility. Because of its very nature it can be run backwards and forwards, so to speak. Not only can you pick up signals from the phone line, but you can feed them back in—without throwing any switches—anywhere.

Dialing can be accomplished with or without the patch connected. Separate potentiometers

control the volume of the input and output. For instance, with the *SX-71* receiver at normal listening volume, with the speaker connected, the left-hand knob of the patch need only be set at approximately a scale point of 2 or 3, using a range of from 1 to 10. This provides ample volume in the phone for the person listening at the other end when that important DX station



- C1, C2 - 2 μ fd, 50V PAPER
- C3 - .25 μ fd TUBULAR
- C4 TO C9 - 100 μ fd TO 500 μ fd DISC CERAMIC
- R1 - 5000 Ω MALLORY MIDGETROL U14
- R2 - 1 Meg MALLORY MIDGETROL U54
- RFC1, 2, 3 - 2.5 μ h CHOKE (GRAYBURNE FERRI-CHOKE)
- Sw1 - DOUBLE POLE SINGLE THROW TOGGLE SWITCH
- T1 - THORDARSON (T-22-S-90) TUBE TO LINE TRANSFORMER 500 Ω PRI, 20,000 Ω SEC, CT OR EQUIVALENT.

Wiring diagram and parts list of the phone patch circuit designed by W1VRK.

is saying hello to a friend. Now, to enable you or the listener to speak to the Ham you merely flip the switch on your transmitter and you're on the air! Of course, this is assuming that when your transmitter is "on," the receiver is in some way disabled, such as in "standby" position.

The author has used his patch on 10-meter phone when a whisper would kick the modulation to a good 60%—and there has been absolutely no sign of r-f feedback. The hamshack is on the third floor and there's plenty of telephone line to pick up any available r.f. You will note that three r-f chokes are used, each by-passed. These need be only of a low-power factor, as negligible current is employed. Illustrated are the relatively inexpensive *Grayburne* ferri-chokes, although heavier-duty *National* or *Millen* chokes can be used.

The transformer is a *Thordarson* tube-to-line transformer. It is a shielded unit. This particular unit has an amateur net price of approximately \$3.60—far less than the hi-fidelity shielded units often called for in phone patches. The audio quality of this unit has been praised by everyone that has heard it. None of that "tinny" quality so often associated with patches, has been observed.

The unit itself can be mounted on a breadboard (as some have done) but in the photograph the unit has been built in a 3" x 4" x 5" channel-lock aluminum box. The output connection to the speech amplifier is made from the mike connector visible on the back cover of the patch. Shielded wire is used from the connector to the mike input of the transmitter, just as with any crystal microphone. The impedance is such that the phone patch can be used into any high-impedance microphone input without modification. The right-hand knob controls the amount of volume to the transmitter. The values stated are *not* critical.

Operating Hints

An operating hint or two is in order at this point. If your transmitter has a means for monitoring the amount of modulation (such as a meter in the class B modulator plate circuit), excellent balance can be obtained on the signal being broadcast by your station if you watch this indicator and keep your voice down (or away from the phone) while keeping the gain such that the person on the other end of the telephone line will modulate the transmitter close to 100%.

Always try to speak slowly—remember you are no longer using a crystal mike and the person on the other end of the telephone should be able to understand you too, not to mention the minimizing of phrases such as "QRX OM. ." as these tend only to confuse the uninitiated listener and often brings forth a question from said listener just as you are about to cease transmitting or check the channel for QRM.

Now, how about the phone company? How do they feel about this? In general, the tele-



The Author

W1VRK graduated in the Ham ranks through the provisions of the Novice license. His favorite band is 10, closely followed by 75 and 15 meters—prefers rag-chewing to DX. Experiments with audio and speech equipment. Mobile on 10 and serves as EC for the town

of Swampscott. Presently vice-president of the Yankee Radio Club (Salem) and secretary of the North Shore Radio Association for Civil Defense. Member of the advertising staff of the "Lynn Daily Evening Item." Home address: 28 Forest Ave., Swampscott, Mass.

phone company has this attitude: if good engineering practice is employed, if the normal operation of the telephone is not impaired, then there is no harm done.* However, it must be pointed out that over 3 milliwatts of signal put into the phone lines will cause cross-talk in other phone circuits, and this must be avoided. A good measure is the comfortable but loud signal in your own ear via the telephone (of say, your receiver), for it will appear much louder to you than it will to the person at the other end of the telephone conversation. Your own voice is quite loud, but you just don't notice it.

A couple of checks will surprise you. Most often the complaint will be: "It's coming in fine, but your voice is a lot louder . . ." rather than an overloading report. No permanent connection need be made to the phone line, clips will do. In the New England area, the red and green wires are the ones to tap—the yellow rings the phone—but if you made a mistake no harm done, all the phone patch leads are through condensers.

Shielded wire is not required. After all, the phone comes to you through a pretty long length of cable—unshielded. The author used a 4-prong connector for the receiver output and telephone input (and ground) connections, but the cables can come out through grommets if so desired. The tap to the receiver is through a 0.25 μ fd. condenser, either to the plate of the final audio tube or to the 500-ohm speaker output. Small ceramic by-pass capacitors were used and the pots are small *Mallory Midget-rols*.

Best of luck with your new piece of shack equipment! It should bring you and others much enjoyment.

* Hindin, "The Phone Patch and the Law," *CQ*, Sept., 1954, page 13.

Editor's Note: Throughout the past year we have received a wide variety of manuscripts developing various "phone patch" ideas. The device described above has been especially selected as the one with the most universal appeal and foolproof design.

the Novice Shack



Conducted by

Herbert "Herb" S. Brier, W9EGQ

385 Johnson Street, Gary 3, Indiana

After the discovery that a stage of audio-frequency amplification following the detector made it possible to hear signals that were inaudible without it (December, 1954, *Novice Shack*), it was natural to try several triodes in cascade (or in series amplification), to obtain still greater sensitivity. This was when the importance of signal-to-noise ratio became apparent.

Additional amplification did increase the strength of the signals in the head phones and made it possible to replace the phones with a loudspeaker, but it also increased the strength of the noise. Soon a point was reached where, with no signals being received, the noise was as loud as the desired signal level. This was the limit of useful audio-frequency amplification. Signals weaker than the noise could not be copied, no matter how much additional audio amplification was employed.

With today's tubes, two stages of audio-frequency amplification following the detector are more than sufficient to "go down" to the noise level in an amateur receiver.

Sources Of Noise

The major sources of noise in a receiver are the tubes themselves and the noise picked up by the receiving antenna. Tube noise may be rated in terms of how strong a signal must be when applied to the control grid of a given tube; so that the signal at its plate is stronger than the tube noise itself. Of the many variables affecting tube noise, I will mention only that the signal-to-noise ratio of any tube goes down as its operating frequency is raised. Tubes have now been so perfected that tube noise is only important in the bands below the 6-meter band.

The first tube in a receiver normally determines the ultimate noise output. This tube handles the weakest signals and its output (whether noise or signal) will override the noise generated in subsequent tubes. Regeneration in any vacuum tube degrades its signal-to-noise ratio, because each round-trip journey through the tube amplifies the noise another time.

One method of improving selectivity in early receivers was to connect several tuned circuits between the antenna and the detector. Unfortunately, it also reduced the effective sensitivity of the receiver. The losses in each additional tuned circuit reduced the strength of the signal reaching the detector.

Probably the most important precaution to observe in any radio-frequency amplifier is to keep the components—especially coils—associated with the grid and plate circuits shielded or well isolated. Otherwise, direct coupling between them will nullify the effectiveness of eliminating or neutralizing the coupling via the tube capacity.

With the aid of practical neutralizing circuits it became possible to use a string of radio-frequency amplifiers with tuned coupling circuits ahead of the detector to obtain adequate receiver selectivity and sensitivity. In the meantime tube engineers were poking around inside of their tubes. They put another grid, called the *screen grid*, into the triode between the control grid and plate, changing it to a *tetrode*.

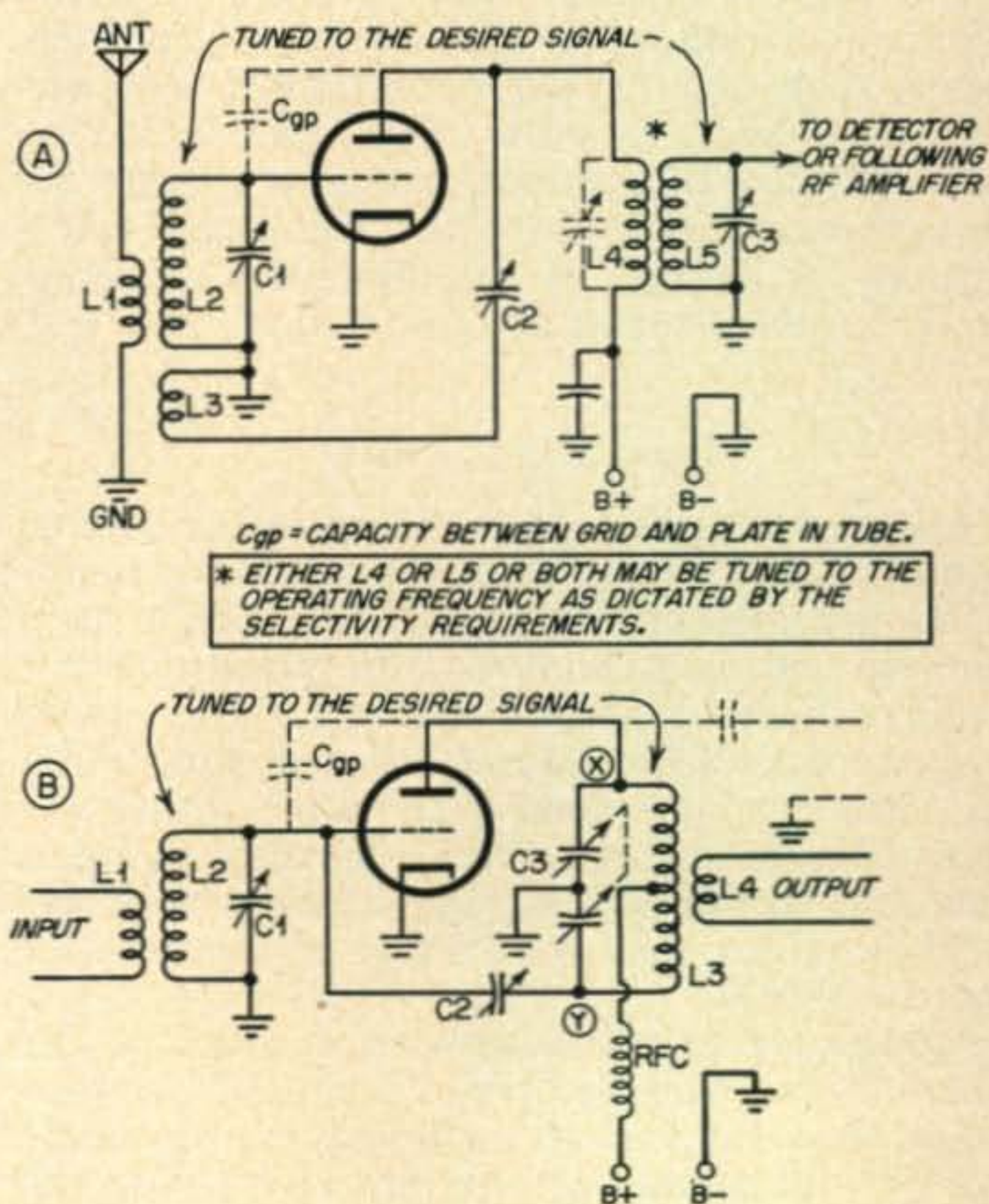


Figure 1. Two examples of circuits that may be used to neutralize the effects of grid-to-plate capacity (C_{gp}) in triode tubes. Variations of A, often called grid neutralization, were frequently used in early receivers. B, so-called plate neutralization, is frequently used in transmitter.

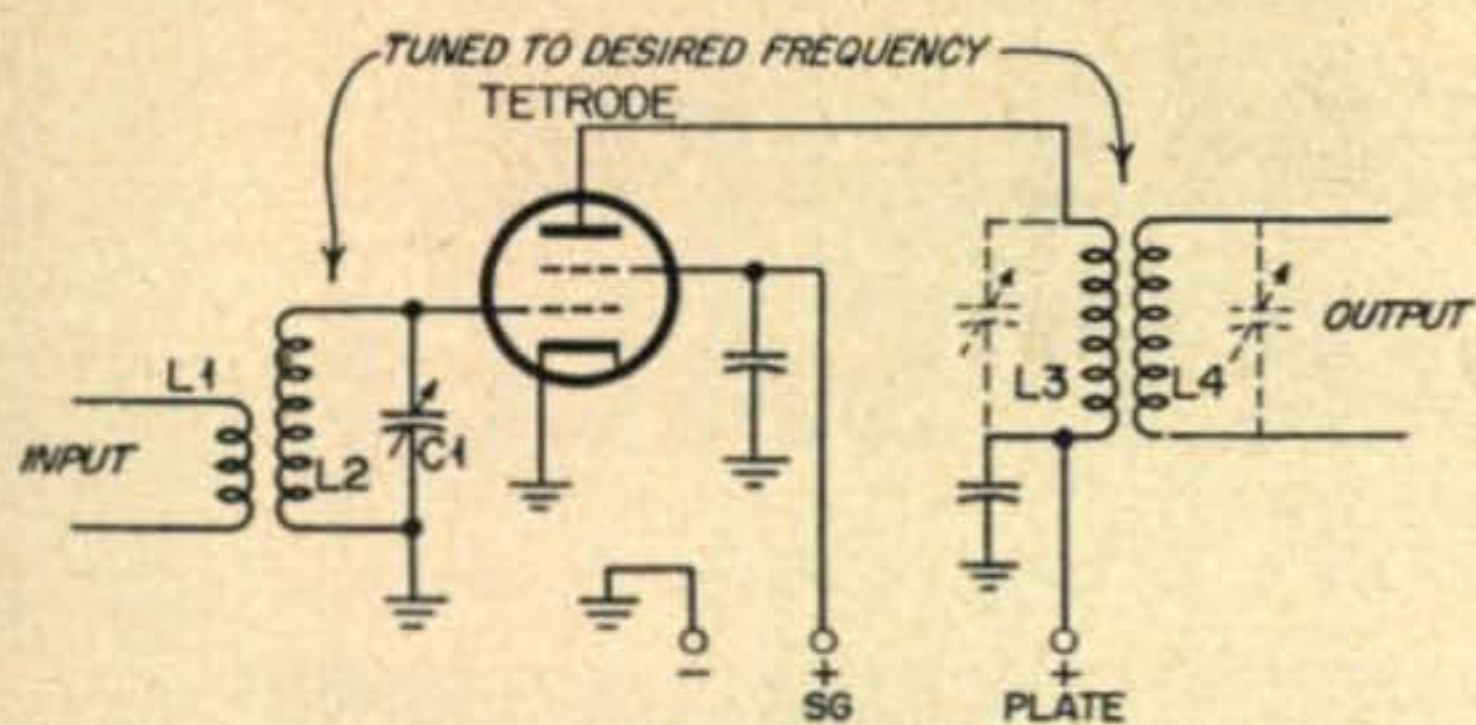


Figure 2. Adding a screen grid between the plate and control grid in a triode tube converts it to a tetrode. This decreases grid-to-plate capacity to such a low value that it need not be neutralized in radio-frequency amplifiers. This simplifies and eliminates a critical adjustment.

A solution to the problems of obtaining high sensitivity and good selectivity was to amplify the signal before it reached the detector. In this manner, a strong signal would always be delivered to the detector. Also, additional tuned circuits could be employed between the amplifier and the detector, without degrading the receiver sensitivity.

The first attempts to build tuned radio-frequency amplifiers used circuits similar to audio-frequency amplifiers, with the resonant circuits taking the place of the audio-frequency coupling units. These attempts were not very successful.

When we were discussing regenerative detectors, we learned that the feedback between the plate and grid circuits could be either inductive or capacitive. Now, as is true of any two conductors separated by an insulator, there is a certain amount of capacity between the control grid and the plate of any triode. Although only a few micro-microfarads ($\mu\mu\text{fd.}$) in value, this capacity is about as useful in a radio-frequency amplifier as a teaspoon of sugar is in an automobile gasoline line.

It is in exactly the right place to produce regenerative feedback in any amplifier. Because the actual capacity is small the frequencies involved must be fairly high before the feedback becomes sufficient to produce harmful oscillation or instability.

This grid-to-plate capacity does not produce regeneration in a detector without additional, external feedback, because its input and output circuits are on different frequencies. The input signal is radio frequency, but the output signal is audio frequency with residual radio-frequency components being bypassed directly to ground.

Neutralization

The most practical method of eliminating the effects of interelectrode capacity in a triode radio-frequency amplifier is to introduce just enough negative (or inverse) feedback between its grid and plate to *neutralize* the positive feedback through the tube.

Figure 1 shows two of the many neutralizing circuits that have been evolved. In A, the neutral-

izing winding $L3$ is spaced a short distance from the grid winding $L2$, and it may have about half the turns of $L2$. When connected as shown, the two coils are wound in opposite directions; so that the energy fed back through them will oppose that fed through the grid-to-plate capacity of the tube. Alternately, the coils may be wound in the same direction, and the connections to $L3$ reversed.

Capacitor $C2$ is made variable to permit adjusting the feedback to the exact value necessary to stabilize the stage.

Circuit B is widely used to neutralize triode radio-frequency power amplifiers in transmitters. In it, the required out-of-phase neutralizing voltage is obtained by means of the split-stator tuning capacitor across the plate-circuit coil. Grounding its rotor plates causes radio-frequency voltages of equal but opposite polarities to appear at points X and Y; therefore, connecting a capacity equal to the grid-to-plate capacity of the tube from point Y to the grid of the tube will neutralize the stage. Because all arms of the neutralizing bridge are capacitive one neutralizing adjustment will suffice over a wider frequency range than in a circuit utilizing inductance in one or more of the neutralizing arms. This makes the arrangement well suited for transmitters operating on several amateur bands.

The screen grid acts as an electrostatic shield between the control grid and plate. It reduces the capacity between them to a low value that is insufficient to introduce feedback. Tetrodes designed to be used as radio-frequency amplifiers in receivers do not require neutralization.* Figure 2 shows how this simplifies the circuit.

Adding the extra grid to the triode had other effects on its operation, some good and others not so good. We will take them up in our next discussion on vacuum tubes.

News For And About Novices

Effective in January, the Federal Communications Commission modified the questions appearing in the written examinations for *General*, *Conditional*, and *Technician* class licenses. The new questions are no more difficult than the old ones, but they could give trouble to any applicant who had prepared for the examination with the aid of an old study guide; therefore, I suggest obtaining a new *License Manual* or study guide, if your present one is not of quite recent issue.

Cliff Smith, KN2HMG, Box 18, Bayport, N.Y., leads off this month. "Just a little note to tell you how much I enjoy the *Novice Shack*. In eight months on the air, I have worked 21 states and Canada. I started out with a home-built, 6AG7-807, 75-watt transmitter and spent several months getting on 7 Mc. I had an S-38C receiver, but during the summer I saved my pay, and now I have a brand-new SX-71. I also have a Heathkit AT-1 transmitter to go with my 807 transmitter. I have my Technician license and a 15-w.p.m. code-proficiency certificate, but I want to try my luck in the *Novice Roundup* before applying for my General."

Traveling to the opposite coast, we meet Jim Harpham, KN6HAN, 119 So. Greenwood Ave., Pasadena 10, Calif. "I have been on the air a month and a half. In that time,


(Continued on page 30)

*Transmitting type screen-grid tubes often require neutralization because their larger physical size makes their grid-to-plate capacity still large enough to be troublesome.—Editor.

U. S. CRYSTALS, INC. ANNIVERSARY SALE!

Immediate Service! Same Day Shipment!

100 GOVERNMENT SURPLUS CRYSTALS ASSORTED FREQUENCIES



NOTE: Owing to low price, crystals in Package Deal No. 1 are not subject to operational guarantee.

100 CRYSTALS MIXED FREQUENCIES! AT LEAST 20 HAM BAND FREQUENCIES! TO OPERATE ON 160, 80, 40, 20, 10, 6, AND 2 METERS FOR OPERATION ON FUNDAMENTAL OR HARMONIC FREQUENCY.

SPECIAL PACKAGE DEAL NO. 1

\$9.95

Regular value \$69.00!

PACKAGE DEAL NO. 1 CONSISTS OF:

80 FT-243 10 FT-171
10 DC-34-35

Same day shipment! Shipping wt: 5 3/4 lbs.

SHIPPING TERMS: Check your postal zone and add sufficient postage to cover cost of mailing.

SPECIAL PACKAGE DEAL NO. 2

GUARANTEED TO OSCILLATE! Consists of 5 choice crystals:

1—ZENITH MODEL DC-18-A 1,000 KC CRYSTAL:
Built-in 12 V. automatic thermostatic controlled heating unit. 8-pin octal base. Regular value.....\$5.95
1—SR-5 BLILEY. 10,000 Kc. Reg. value..... 1.99
1—FT-243. 5,000 Kc. Reg. value..... 1.99
1—DC-15. 200 Kc. Reg. value..... 1.99
1—FT-241. 500 Kc. Reg. value..... 1.99
Total value \$13.91

SPECIAL PACKAGE DEAL NO. 2 PRICE **\$8.95** Postpaid!

SPECIAL PACKAGE DEAL NO. 3 FOR SINGLE SIDE BAND!

NOTE: Owing to low price, crystals in Package Deal No. 3 are not subject to operational guarantee.

36 FT-241 LOW FREQUENCY CRYSTALS

Frequency range from 370.370 Kc. to 435.185 Kc. in steps of every 1.852 Kc. approximately. Channels: 0 to 35.

Regular value..... \$14.04

SPECIAL PACKAGE DEAL NO. 3 PRICE **\$3.95** Postpaid!

SPECIAL PACKAGE DEAL NUMBER 4

THE BIGGEST CRYSTAL BARGAIN EVER OFFERED! CONSISTS OF:

1 SPECIAL PACKAGE NO. 1. Regular value.....\$9.95
1 SPECIAL PACKAGE NO. 2. Regular value..... 8.95
1 SPECIAL PACKAGE NO. 3. Regular value..... 3.95
Total value \$22.85

SPECIAL PRICE FOR ALL 3 PACKAGES..... **\$19.95** POSTPAID!

Sensational Package Offer of 3 RECEIVERS

COMPLETE WITH TUBES AND DYNAMOTORS!

75 MC. RECEIVER

Shipping Weight 16 lbs. Used, clean condition. Ea..... \$4.95

RU-17 RECEIVER

T.R.F. Medium freq. Shipping wt. 14 lbs. Used, clean Ea \$2.95

ARC-5 RECEIVER

3 to 6 MC. Less dial plate. Shipping wt. 12 lbs. Used, clean. Ea.....\$4.95

Regular value \$12.85 **\$8.95**

SPECIAL! ALL 3 RECEIVERS.....
Shipping weight total: 42 lbs., via railway express freight charges collect.

MISCELLANEOUS SPECIALS!

2 MFD. 6,000 V. CONDENSER. Used. Ea..... \$6.95
2 MFD. 5,000 V. CONDENSER. G.E Pyranol. Brand new Each\$5.95

PLATE TRANSFORMER

American Trans. Co. INPUT: 115 VAC, 60 cycles. 525 KVA. PRI. 2240/1120 V. SEC. 500 MA. Brand new! **\$14.95**
Special. Shipping weight: 55 lbs

NEW CODE PRACTICE TAPE!

REELS NO. 10, 13, 14. Ea.99¢
PACKAGE DEAL! ALL 3 REELS!
Shipping weight: 5 lbs. **\$1.75**



78-B MEASUREMENTS CORP. TEST SET SPECIAL!

Modulation 400 and 8200 cycles.
2 bands: 15-25 MC. and 190-230 MC. Operates on 117 VAC.—25 to 60 cycles.

New Condition. **\$49.95**
Shipping wt. 29 lbs.

NOTE: All orders must be accompanied by check, cash or money order with payment in full. Only freight collect charges permitted. Check your postal zone and add sufficient postage for items other than those sent postpaid. Postpaid shipments made in U.S. and possessions only. All items F.O.B. Los Angeles, subject to prior sale and change of price without notice. California buyers: add sales tax.

U. S. CRYSTALS, INC. DEPT. C
805 S. UNION AVE. LOS ANGELES 17, CALIF.

CRYSTALS

Guaranteed to oscillate!
Your choice of frequencies!
Largest selection in the world!

NUMBERS LISTED ARE FUNDAMENTAL
 FREQUENCIES IN KILOCYCLES



Lots of 10 or more. Each **69c**

FT-243 Lots of 5 or more. Each **79c**

Individually. Each **99c**

1015	2795	3955	6185	7473.3	7908.3	8325
1110	2815	3980	6200	7475	7910	8330
1129	2825	3990	6206.6	7483.3	7916.7	8333.3
1150	2830	3995	6225	7491.7	7920	8340
1195	2835	4045	6235	7500	7925	8341.7
1525	2840	4095	6240	7506.6	7930	8350
1900	2845	4110	6250	7508.3	7933.3	8358.3
1915	2850	4135	6273.3	7510	7940	8360
1930	2855	4175	6275	7516.7	7941.7	8366.7
1940	2860	4215	6300	7520	7950	8370
1950	2865	4220	6306.6	7525	7958.3	8375
1965	2870	4255	6315	7530	7960	8380
2015	2875	4295	6325	7533.3	7966.7	8383.3
2017	2880	4300	6335	7540	7970	8390
2020	2885	4330	6340	7541.7	7973.3	8391.7
2025	2890	4340	6350	7550	7975	8400
2035	2895	4395	6362	7558.3	7980	8406.6
2040	2900	4445	6373.3	7560	7983.3	8408.3
2055	2905	4450	6375	7566.7	7990	8410
2060	2910	4495	6405	7570	7991.7	8416.7
2065	2915	4535	6406.6	7573.3	8000	8420
2090	2920	4540	6425	7575	8006	8425
2105	2925	4580	6440	7580	8006.6	8430
2125	2930	4610	6450	7583.3	8008.3	8433.3
2130	2935	4620	6473.3	7590	8010	8440
2135	2940	4635	6475	7591.7	8016.7	8441.7
2140	2945	4680	6500	7600	8020	8450
2195	2950	4695	6506.6	7606.6	8025	8458.3
2300	2955	4710	6525	7608.3	8030	8460
2305	2960	4735	6540	7610	8033.3	8466.7
2320	2965	4780	6550	7616.7	8040	8470
2350	2970	4785	6573.3	7620	8041.7	8473.3
2355	2975	4815	6575	7625	8050	8475
2360	2980	4820	6600	7630	8058.3	8480
2365	2985	4840	6606.6	7633.3	8060	8483.3
2370	2990	4845	6625	7640	8066.7	8490
2375	2995	4852	6640	7641.7	8070	8491.7
2390	3005	4880	6650	7650	8073.3	8500
2415	3010	4900	6740	7658.3	8075	8506.6
2430	3015	4930	6773.3	7660	8080	8508.3
2435	3020	4950	6815	7666.7	8083.3	8510
2440	3025	4995	6840	7670	8090	8516.7
2441	3030	5035	6873.3	7673.3	8091.7	8520
2450	3035	5090	6906.6	7675	8100	8525
2455	3040	5127.5	6940	7680	8106.6	8530
2460	3045	5165	6973.3	7683.3	8108.3	8533.3
2465	3050	5180	7000	7690	8110	8540
2470	3055	5235	7006.6	7691.7	8116.7	8541.7
2475	3060	5245	7025	7700	8120	8550
2480	3065	5285	7040	7706.6	8125	8558.3
2485	3070	5295	7050	7708.3	8130	8560
2490	3075	5305	7073.3	7710	8133.3	8566.7
2495	3095	5327.5	7075	7716.7	8140	8570
2505	3100	5335	7100	7720	8141.7	8573.3
2510	3110	5385	7106.6	7725	8150	8575
2515	3130	5397.5	7125	7730	8158.3	8580
2520	3135	5435	7140	7733.3	8160	8583.3
2525	3140	5545	7150	7740	8163.4	8590
2530	3145	5582.5	7160	7741.7	8166.7	8591.7
2535	3150	5587.5	7173.3	7750	8170	8600
2545	3155	5645	7175	7758.3	8173.3	8606.6
2550	3169	5687.5	7200	7760	8175	8608.3
2557	3165	5730	7206.6	7766.7	8180	8610
2560	3170	5760	7225	7770	8183.3	8616.7
2565	3175	5775	7240	7773.3	8190	8620
2570	3200	5782.5	7273.3	7775	8191.7	8625
2575	3205	5800	7275	7780	8200	8630
2580	3205	5820	7300	7783.3	8206.6	8633.3
2585	3210	5825	7306.6	7790	8208.3	8640
2590	3220	5850	7308.3	7791.7	8210	8641.7
2595	3225	5860	7316.7	7800	8216.7	8650
2600	3230	5892.5	7325	7806.6	8220	8658.3
2605	3235	5900	7333.3	7808.3	8225	8660
2660	3240	5907.5	7340	7810	8230	8666.7
2665	3290	5925	7341.7	7816.7	8233.3	8670
2675	3300	5955	7350	7820	8240	8673.3
2680	3310	5975	7358.3	7825	8241.7	8676
2685	3320	5995	7366.7	7830	8250	8680
2690	3340	6000	7373.3	7833.3	8258.3	8683.3
2695	3410	6006.6	7375	7840	8260	8690
2705	3420	6025	7383.3	7841.7	8266.7	8691.7
2710	3455	6040	7391.7	7850	8270	8700
2715	3465	6042	7400	7858.3	8273.3	8706.6
2720	3500	6050	7406	7860	8275	8708.3
2750	3510	6073.3	7406.6	7866.7	8280	8710
2755	3525	6075	7408.3	7870	8283.3	8716.7
2760	3640	6100	7416.7	7873.3	8290	8720
	3655	6106.6	7425	7875	8291.7	8725

FT-243 Cont'd

2765	3680	6125	7433.3	7880	8300	8730
2770	3700	6140	7440	7883.3	8306.6	8733.3
2775	3760	6142	7441.7	7890	8308.3	8740
2780	3800	6150	7450	7891.7	8310	8741.7
2785	3885	6173.3	7458.3	7900	8316.7	8750
2790	3940	6175	7466.7	7906.6	8320	

ALL CRYSTALS TESTED FOR ACTIVITY!
1-DAY SERVICE FOR EVERYTHING IN STOCK!

NOVICE BAND

FT-243 FUNDAMENTAL FREQUENCIES

Lots of 10 or more. Ea. **99c**

Individually. Ea. **\$1.25**

YOUR CHOICE OF FREQUENCIES!

80 METERS 3701, 3702, 3703 through 3748 in steps of 1 KC.

40 METERS 7176, 7177, 7178 through 7198 in steps of 1 KC.

DOUBLING TO 40 METERS: 3588, 3589, 3590 through 3599 in steps of 1 KC.

SINGLE SIDE BAND—FT-241-A

Low Lots of 10 or more. Each..... **79c**

Frequency Lots of 5 or more. Each..... **89c**

Crystals Individually. Each **99c**

400	446	453	459	466	474
440	447	454	461	468	475
441	448	455	462	469	476
442	450	456	463	470	477
444	451	457	464	472	479
445	452	458	465	473	480

MISCELLANEOUS & SHIP BAND FREQUENCIES

81.95 KC. Octal tube type (Used in SCR-584 & SPM-1) \$3.99	2670 KC. FT-243	2.99
200 KC. FT-241 CR2/U 1.99	2647 KC. FT-243	2.99
200 KC. Type DC-15 in octal tube base type holder 1.99	2670 KC. DC-34	2.99
327.8 KC. No. D - 168342. (Used in TS-102/AP) 9.95	2738 KC. type 1-C	2.99
500 KC. FT-241 1.99	2738 KC. FT-243	2.99
1000 KC. Type DC-9, in octal tube base type holder 3.45	2738 KC. MC-7	2.99
2000 KC. FT-243 1.99	2891 KC. DC-34	2.99
2009 KC. DC-34 2.99	2907 KC. DC-34	2.99
2110 KC. DC-34 2.99	2951 KC. DC-34	2.99
2126 KC. DC-34 2.99	2973 KC. DC-34	2.99
2142 KC. DC-34 2.99	2977 KC. DC-34	2.99
2166 KC. DC-34 2.99	2983 KC. DC-34	2.99
2174 KC. DC-34 2.99	3000 KC. FT-243	1.99
2182 KC. DC-34 2.99	3021 KC. DC-34	2.99
2182 KC. FT-243 2.99	3023 KC. DC-34	2.99
2206 KC. DC-34 2.99	3043 KC. DC-34	2.99
2500 KC. FT-243 1.99	3053 KC. DC-34	2.99
2559 KC. DC-34 2.99	3055 KC. DC-34	2.99
2567 KC. DC-34 2.99	3088 KC. FT-243	2.99
2629 KC. DC-34 2.99	3093 KC. DC-34	2.99
2632 KC. FT-243 2.99	3093 KC. FT-243	2.99
2637 KC. DC-34 2.99	3098 KC. FT-243	2.99
2637 KC. FT-243 2.99	3103 KC. FT-243	2.99
2638 KC. DC-34 2.99	3123 KC. DC-34	2.99
2638 KC. FT-243 2.99	3125 KC. DC-34	2.99
	3188 KC. FT-243	2.99
	3193 KC. DC-34	2.99
	3193 KC. FT-243	2.99
	3198 KC. FT-243	2.99
	3203 KC. FT-243	2.99
	5000 KC. FT-243	1.99
	10,000 KC. Type SR-5 Bliley, in CR-1 holder	1.99

TERMS All items subject to prior sale and change of price without notice. **MINIMUM ORDER: \$2.50.** ALL CRYSTAL orders MUST be accompanied by check, cash or M.O. WITH PAYMENT IN FULL. No C.O.D. CALIFORNIA BUYERS add sales tax. INCLUDE APPROXIMATELY 5c PER CRYSTAL FOR POSTAGE.

ALL CRYSTAL ORDERS—INDICATE SECOND CHOICE FREQUENCIES WHEREVER SUBSTITUTION MAY BE MADE.

U. S. CRYSTALS, INC. DEPT. C
 805 S. UNION AVE. LOS ANGELES 17, CAL.



Helen Carol Smith, WN3ZBV, Washington, D.C. does not know just how she got into Ham radio, but she is glad she did. Regularly works 80 and 40 meters. Probably has her General class license by the time this is in print

I have worked 24 states. Best DX is Connecticut. My transmitter is a TR-75-TV, my receiver is an S-38A, and my antenna is a folded dipole. All my work has been on 7 Mc. That is the best hand. . . . I am looking for schedules with amateurs on the East Coast. I can make it any time of the day or night on weekends. Also, I would like to help some prospective Novices in this area."

Dennis L. Spiker (14), KN6GMH, 427 Prospect Ave., Highgrove, Calif., says; "My Father (KN6GMG) and I have had our Novice tickets for about five months. Our rig is a TBS-50D transmitter and an SX-71 receiver. I have worked 23 states with 14 confirmed. . . . I hope to get my "General" over Christmas vacation, if I can build up my theory. School is wrecking my Ham life, hi. . . . Doc, W6TIR, helped my Dad and me get started."

Charles Bostian, WN3ZYP, 5600 Purdue Avenue, Baltimore, Md., writes; "I have been on the air for several weeks. I got my license through your Help Wanted section. Duane Bolgiano in California recommended me to Bob, W3CQW, here in Baltimore. He is not yet 21; so he could not give me the examination. He sent me to NAT, W3RQP, who gave me the examination. He also sold me the Heathkit transmitter which I use. . . . I am on 3722 Kc. every day running 25 to 40 watts. I would like to arrange schedules with other Novices, especially W1's, 2's, and 4's."

Bill Glencer, W3ZZQ, 5450 Broad St., Pittsburgh 6, Pa., needs help. "I am 14 years old and have had my license since October 20, but I am sorry to say I have worked only two states, Michigan and Pennsylvania. My brother is W3UEP, and I am using his transmitter and receiver, which are a TR-75-TV and an SX-71. He did all right with it, working 47 states, but I am having trouble with the transmitter. He can't help me, because he joined the Marines, just before I got my license. I hope someone near me will read this and can help me. . . . I like ham radio very much and hope some day to get my General class license. I can copy code about nine w.p.m., but I am still a little weak on the theory. I'd like pen pals, and I will answer all letters."

A young lady from a rare state takes the stage now. She is Pat Hart, WN7WSU, RR #1, Box 79, Troy, Idaho. Her story is; "I have been on the air about three weeks. I have worked seven states and VE6 (Canada) on 40 and 80 CW. I am using my Dad's rig, because we haven't time to finished mine. . . . I prefer 40 meters and would like to sked anyone who needs an Idaho QSL, especially YL's (young lady amateurs). I am going to try for my General class license around Christmas, if I can get my code speed up to 13 w.p.m. . . . Anyone needing help obtaining his Novice, please feel free to write to me."

Right to the point, Herb Green, W9ARI, 1227 West 17th St., Muncie, Indiana, says; "Herb, I was reading your column. If you have anyone needing help on code around here, refer them to me, and I'll help—I hope."

Scotty Sorensen, W6GXZ, 11300 Elvessa St., Oakland

5, Calif., reports on his Dad and brother. "Dad is KN6GDL, Novice and Technician. His name is Norm. Bob is KN7GDR. They both use an 807 on 3.7 Mc., and they just 'inherited' my 2E26 rig, when I graduated to a TBS-50. They use the 2E26 on 7.2 Mc. . . . Dad missed the General class code test by one letter the last time he tried. He is going back again in a few weeks when he is darn sure he can copy code well enough to pass. Bob is doing fine on the code, but has been skimping the theory, until the last few days, but now he is really working on it. . . . Mom has put up a good fight, but last night we heard her mumbling something about 'QRM—Mary,' and this morning I distinctly heard 'Do you copy?' It won't be long. The cat does not have a license, but, then, they only license dogs in Oakland."

Newton W. Gephart, WN9HFB, Dallas City, Illinois, says; "I am 12 years old and my brother Harry, WN9HEV, is 11. We learned the code together and took our exams on the same day in Davenport, Iowa. We received our licenses on June third. After a few experiments with home-built rigs, we finally got on the air July 16th with our Heathkit AT-1 transmitter and S-38C receiver. . . . Since being on the air, I have worked 35 states and Hawaii, and Harry has worked 22. We alternate on the rig from day to day, and we have made duplicate contacts with many of our ham friends. . . . Our Dad is learning the code; so there may soon be three hams in our family."

Jim Isenhardt, WN9KZM, 504 West First St., Mt. Morris, Ill., writes; "I have had my Novice license for about a month and a half and have had 14 contacts in six states. Best DX is 450 miles. My transmitter is the single-tube 6F6 one described in *How To Become a Radio Amateur*. It puts out four or five watts—when it feels like it. My antenna is 135 feet long and fed in the center."

Gerald Lassiter, WN4GRY, 81 Third Ave., Prichard, Ala., forwards a poem:

When Mother is eating breakfast
and father is eating too,
I'm sitting at my station
for DX contacts are few.

I'd like to get a WP4
for a very special reason,
Another ham that lives next door
has already got one this season.

I'd also like a KL7
for you know that's Alaska.
Mother will let me stay up late,
if I will only ask her.

James Denson, WN4GSD.

Charles Stouth, WN3ZPP, Box 378, Secane, Penna., would like to set up a schedule with someone in the



Richard Francies, WN8SZF, Cleveland, Ohio believes that a picture speaks for itself. The equipment is obviously an AT-1 and SX-71.

Help Wanted

Louis Marcarelli (12), 99 Willis Ave., Medford 55, Mass., Phone: MY 6-0789.

Gene Brown (20), 221 SW 3rd Ave., Fort Lauderdale, Fla., Phone: JA 2-2328.

Webb Linzmayer (14), 16 8th Ave., Atlantic Highlands, N.J.

Gilbert Rice, 3043 Voorhies Ave., Brooklyn, N.Y.

Marvin Buntain (16), 410 N. Lynn St., Bryan, Ohio.

William Stern (13), 64-14 99th St., Rego Park 74, Queens, N.Y., Phone: Illinois 9-2487.

Robert S. Riggalls (16), 131 Barton Ave., Utica 4, N.Y., Phone: 3-4398.

Cecil Mills, Rt 3, Winnsboro, Texas. (Needs help with code.)

Mike Christie (16), 342 N. Screenland Drive, Burbank, Calif., Phone: TH 8-4542.

Robert W. Meyer (14), Rt. 5, Box 83A, Stockton, Calif., Phone: 13F3.

Dennis Johnson (13), 2845 Sepulveda, San Bernardino, Calif. (Wants help in getting his license and information on making a BC-224, "surplus" receiver into operation.)

Tony Dacres (12), 412 West Ninth, Portageville, Missouri.

Bob Mayer (12), 1308 Anson St., Silver Springs, Md.

Steven Pullman, 2157 Holland Ave., New York 62, N.Y., Phone: UN 3-9711.

Mike Horowitz, (13), 141 Queenston Dr., Pittsburgh 35, Pa.

John Salness (14), 619 12th St., North, Moorehead, Minn., Phone: 3-4901.

Robert S. Riggalls (16), 131 Barton Ave., Utica 4, N.Y., Phone: 3-4398.

Bruce T. Wallace (20), 11 McKinley St., Bronxville 7, N.Y., Phone: DE 7-8235.

Melvyn Nussbacher, KN2JZW, AM-3, SQO, VU-6, NAS, Norfolk, Va., wants to hear from any Ham or Ham Club in Norfolk, Va., who will give him a chance to get on the air once in a while. He is in the Navy; so his Novice license is going to waste!

Each month, *CQ* lists the names and addresses of prospective amateurs needing help with the code or theory. To have your name listed, address your request to: Herb Brier, W9EGQ, 385 Johnson St., Gary 3, Indiana. Requests received by January 15 will appear in the March issue.

Miami Springs, Fla., area. He has an NC-98 receiver and an AT-1 transmitter.

Paul Neveu, WN1CKA, 152 Arlington St., Bristol, Conn., has been a busy boy. "In a month and a half, I worked 37 states, 30 confirmed, two WP4's (Puerto Rico), three Canadian call areas, and Hawaii. My transmitter is home made, running 75 watts, and I operate mostly on 7185 kc. I do most of my operating between 4:30 a.m. and 7:00 a.m. I would like to make skeds with anyone needing Connecticut for a new state, and I'd like a few pen pals, too."

Ronnie Camp (15½), 4269 Trent Way, Los Angeles, Calif., writes; "I have had my license five months. I have worked 37 states—35 confirmed. I have also worked Alaska and Hawaii, twice each, Canada, and Mexico. My rig is a Viking II. Receiver is an NC-173. And the antenna is a 33-foot vertical. . . . I sure wish they would invent a medicine so that I would not get nervous while taking my General class code test."

John Withington, 45 London St., Worthing, Sussex, England, reports hearing W9EGQ on 3.5-Mc. CW and says; "I read the *Novice Shack* in G3FXB's *CQ*. I always find it interesting. Have heard only a few Novices over here—WN1BCV on 21 Mc. and WN1BYH quite recently.



Van Fair, W4GIW, Gastonia, N.C. had this photo taken a few days after he graduated into the General class ranks. He says that many Novices are missing a good band by not paying more attention to 21 Mc.

Also heard KN2BTG, KN2AAD, and WN1WPX on 3.7 Mc. during 1953. Wrote to them all via the (QSL) Bureau, but no answers."

John's note again emphasizes the importance of having an envelope addressed to yourself on file at your call-area QSL bureau; so that you will receive any DX QSL or short-wave listener (SWL) cards sent to you via the bureaus. The envelope should be the standard "business" (or #11) size. Place your call in the upper left corner—the spot usually reserved for the return address. Place a 3-cent stamp on the opposite corner. Send to your call area QSL Manager. His address heads the listing for each call area in the *Call Book*.

Keep those photographs and letters coming. I try to use as many good photographs of Novices and their equipment each month as I can find. There's no special trick to getting your photo on these pages—just send it along with a note describing whatever you have in the background. 73, Herb.



It took Hugh Clark, KN6HFA, Fresno, California just five weeks to work 100 stations in 18 states, Hawaii and Canada.

ALL TIMES IN E S T

EASTERN USA TO:	ALL TIMES IN E S T			
	15 Meters	20 Meters	40 Meters	80 Meters
Northern & Central Europe	0800-1230 (2) 0730-1300 (3-4) 1300-1500 (2)	0600-0730 (1-2) 0730-1300 (3-4) 1300-1500 (2)	1500-1600 (2) 1600-1900 (3-4) 1900-0530 (2)	1730-2000 (2-3) 2000-0300 (3-4)
Southern Europe & North Africa	0700-1330 (2)	0600-0730 (1-2) 0730-1400 (3-4) 1400-1530 (2)	1530-1630 (2) 1630-1930 (3-4) 1930-0430 (2-3)	1730-2000 (2-3) 2000-0330 (3-4)
Near & Middle East	0700-1130 (1)	0630-1330 (2-3)	1700-2100 (2-3) 2100-2300 (1-2)	1830-2300 (1-2)
Central & South Africa	1000-1400 (1)* 0730-1100 (1-2) 1100-1430 (3)	0630-1300 (1) 1300-1730 (3)	1700-0030 (2-3)	1900-2330 (2)
South America	1000-1500 (1)* 0800-1500 (2-3) 1500-1630 (3-4)	0630-1600 (2-3) 1600-1800 (3-4) 1800-0300 (1-2)	1730-0400 (3-4) 0400-0700 (2-3)	1900-0430 (2-3)
South East Asia	Nil	0630-0900 (0-1) 1700-1900 (0-1)	0330-0800 (0-1)	Nil
Australasia	0600-0800 (0-1) 1600-1800 (1)	0630-0930 (2-3) 0930-1930 (1)	2300-0100 (2) 0100-0530 (1) 0530-0830 (2-3)	0200-0730 (2-3)
Guam & Pacific	1600-1800 (1)	0630-1030 (1) 1530-1900 (1)	2300-0800 (3)	0000-0700 (2-3)
Japan & Far East	Nil	0630-0830 (1) 1600-1830 (1-2)	0230-0830 (1)	0330-0700 (0-1)

ALL TIMES IN C S T

CENTRAL USA TO:	ALL TIMES IN C S T			
	15 Meters	20 Meters	40 Meters	80 Meters
Western & Central Europe	0800-1200 (1)	0600-0730 (1-2) 0730-1230 (3) 1230-1430 (1-2)	1500-1600 (1-2) 1600-1800 (3) 1800-0330 (1)	1800-0200 (2-3)
Southern Europe & North Africa	0800-1300 (1-2)	0600-0730 (1-2) 0730-1330 (3-4) 1330-1500 (1-2)	1530-1900 (3) 1900-0400 (1-2)	1730-0300 (2-3)
Central & South Africa	1000-1330 (1)* 0700-1100 (2) 1100-1400 (3)	0600-1200 (1-2) 1200-1700 (3)	1630-1900 (3) 1900-0000 (2)	1900-2300 (2)
Central America & Northern South America	1000-1400 (1)* 0800-1430 (4) 1430-1700 (1-2)	0630-0900 (3-4) 0900-1430 (2) 1430-1800 (4) 1800-0300 (1-2)	1600-0500 (4) 0500-0730 (2-3)	1800-0500 (3)
South America	1000-1500 (1)* 0700-1700 (3-4)	0600-0800 (3) 0800-1500 (2) 1500-1830 (4) 1830-0200 (1-2)	1800-0530 (3)	1900-0500 (2)
Japan & Far East	1430-1730 (0-1)	0630-0900 (1) 1430-2000 (2)	2300-0830 (1-2)	0200-0700 (1)
South East Asia	1600-1900 (0-1)	0630-0900 (0-1) 1500-1900 (0-1)	0100-0600 (1)	Nil

ALL TIMES IN C S T

CENTRAL USA TO:	ALL TIMES IN C S T			
	15 Meters	20 Meters	40 Meters	80 Meters
Hawaii	1200-1800 (2-3)	1000-1200 (3-4) 1200-2000 (2-3)	2100-0830 (3-4)	2300-0700 (3-4)
Australasia	0630-0800 (0-1) 1530-1800 (1-2)	0630-1000 (2) 1000-1900 (1) 1900-2100 (1-2)	0000-0800 (3)	0130-0600 (2-3)
WESTERN USA TO:	ALL TIMES IN P S T			
Europe & North Africa	0730-0930 (0-1)	0700-1200 (1-2)	1700-0100 (1) 0100-1100 (0-1)	1800-2300 (1)
Central & South Africa	0930-1500 (2)	0600-1500 (1) 1500-1800 (1-2)	1700-2200 (2-3) 2200-0300 (1)	1800-2200 (1-2)
South America	0900-1400 (1)* 0730-1330 (2-3) 1330-1530 (3-4)	0600-0800 (3) 0800-1400 (1-2) 1400-1730 (4) 1730-0200 (1-2)	1700-0000 (3-4) 0000-0430 (2-3)	1800-0330 (2-3)
Guam & Mariana Islands	1330-1700 (1)* 1300-1900 (3-4)	1100-1230 (2-3) 1230-1800 (1-2) 1800-2100 (2-3)	2300-0830 (3-4)	0000-0600 (2-3)
Australasia	1500-1830 (1)* 1300-1900 (2-3)	0630-0900 (1) 0900-1700 (2) 1700-2000 (2-3)	0000-0800 (3)	0100-0700 (2-3)
Japan, Okinawa & Far East	1400-1830 (2-3)	1300-1800 (2-3) 1800-2000 (3-4) 2000-2100 (2)	2100-0900 (3)	2300-0630 (2-3)
Philippine Islands and East Indies	1500-1830 (2)	1400-2100 (1-2)	0100-0700 (1-2)	0330-0700 (1)
Malaya & South East Asia	1600-1900 (0-1)	0900-1100 (0-1) 1500-2000 (1-2)	0300-0700 (1)	0400-0600 (0-1)
Hong Kong, Macao & Formosa	1430-1800 (2)	1400-2000 (2-3)	0000-0700 (3)	0130-0600 (2)

Symbols for Expected Percentage of Days of Month Path Open:

(0) None (1) 10% (2) 25% (3) 50% (4) 70% (5) 85% or more.

The CQ Propagation Charts are based upon a CW radiated power of 150 watts and are centered on Washington, D. C., St. Louis, Missouri and Sacramento, California. These forecasts are, for the most part, calculated from basic ionospheric data published by the CRPL of the National Bureau of Standards and are valid until March 15th, 1955.



Ionospheric

Propagation Conditions

Forecasts by
George Jacobs, W2PAJ/W3ASK
607 Beacon Road, Silver Spring, Maryland

General Propagation Conditions—February

- 6 Meters:** Not much in the way of ionospheric propagation expected on this band until the late spring months when sporadic E "short skip" begins to increase.
- 10 Meters:** DX conditions generally poor, with some erratic daylight openings to South America and South Africa during periods of exceptionally good propagation conditions.
- 15 Meters:** Optimum propagation conditions for DX on this band has passed its seasonal peak, but fair to good world-wide DX conditions continue during the daylight hours.
- 20 Meters:** Fair to good DX propagation conditions from shortly after sunrise to shortly after sunset expected during February.
- 40 Meters:** Fair to good late afternoon and evening world-wide DX conditions continue with atmospheric noise quite low and signals strong on many paths. Considerable improvement in conditions to Australasia expected during February and March.
- 80 Meters:** Generally fair DX conditions to many areas of the world from shortly after sunset to shortly after sunrise. Atmospheric noise levels increasing as spring and summer approaches.
- 160 Meters:** Fairly strong night-time signals possible on some DX paths during periods of low atmospheric noise levels.

This overall picture of band conditions is intended to indicate qualitative changes in each amateur band from month to month. For specific times of band openings for a particular circuit refer to the *CQ Propagation Charts* on the opposite page.

Sunspot Cycle

This month's charts are based upon a predicted smoothed sunspot number of 11, centered on February, 1955. The monthly Zurich sunspot number observed for November, 1954, was 8.7 resulting in a provisional Zurich 12-month running smoothed sunspot number of 3.6 centered on May, 1954. The 12-month smoothed sunspot number for April was also 3.6. Therefore the sunspot numbers, which have been decreasing month by month for the past several years, have remained at the same low value for two successive months. This indicates that it will probably be the actual minimum of the cycle. (See graph in the January column.)

DX Contest Review

Adequate data are now available to determine the propagation conditions that existed during the recent *International DX Contest*.

In the October column conditions for the contest period were forecast as follows:

October 23—Poor to Fair

October 24—Fair

October 30—Fair but unstable

October 31—Fair but unstable.

A moderate ionospheric disturbance was also forecast for October 23rd.

An analysis of propagation data indicates that the following conditions existed during the Contest period:

Propagation conditions began fair on October 23rd becoming poor during the evening hours as a moderate ionospheric disturbance began. The disturbance continued through the 25th with conditions poor on most circuits on the 24th. Conditions were fair on the 30th becoming fair to good by the afternoon of the 31st. Conditions remained fair to good during the late hours of the 31st, but became increasingly unstable as a moderate ionospheric disturbance began during the early hours of November 1.

Book Review

Our recent discussion of the sunspot cycle created considerable interest. Almost all of the mail received during the past few weeks contains questions on sunspots and the sunspot cycle.

This month I would like to mention a publication on the subject of sunspots—*Sunspots In Action* by Harlan True Stetson. Dr. Stetson is the former Director of the Cosmic Terrestrial Research Laboratory at Needham, Massachusetts. The aim of Dr. Stetson's book is to bring together relevant information in the several fields of science that bear upon the relation of the sun to the earth. Considerable emphasis has been placed upon the effect of the sun upon long-distance radio communication.

The book has been written primarily for the layman and technical language has been reduced to a minimum. The initial three chapters of the book are a discussion of the characteristics of the sun—its rotational periods, heat, energy, etc. The next two chapters are devoted to sunspots and radio communication. The formation of the ionosphere is discussed as well as the propagation of short waves. Particular note is paid to propagation predictions and sunspots. Other phenomena associated with the sun and sunspots are discussed in the following three chapters. This includes a description of the earth's magnetism, the northern lights, eclipses, etc. Three chapters tell of the sunspots themselves, their origin and history and a discussion of their cyclic nature. The concluding five chapters are an exceedingly interesting presentation of the effects of sunspots upon weather, living things, and the economic cycle.

The book also contains a table giving the mean monthly Zurich sunspot numbers from the first year of reliable count, 1749, to the year 1947. An excellent bibliography is also appended for those who may wish to pursue the subject further.

If you have an interest in sunspots—Stetson's "*Sunspots In Action*" should be a welcomed addition to your library. It is published by the Ronald Press Company of New York and can be obtained through your local book dealer for \$4.00.

DX



and Overseas News

Gathered and reported by

R. C. "DICK" SPENCELEY, KV4AA

Box 403 St. Thomas, Virgin Islands.

For some time we have been plugging the recommendation that Ruanda-Urundi, OQØ, and Sicily, IT1, be accorded separate country status. It is thought, as outlined below, that ample justification for this move exists.

We believe that a liberal recognition policy, within intelligent limits, tends to stimulate DX operating and reflects majority opinion in the DX ranks.

In the case of Ruanda-Urundi and Sicily many efforts have been made for recognition without success. Ruanda-Urundi is a *Belgian Trust Territory* dating from World War I. It lies between the Belgian Congo and the *Trust Territory of Tanganyika* (which *IS* a separate country). Other *African Trust Territories* considered separate are French Togoland, FD8; French Cameroon, FE8 and Southwest Africa, ZS3, which is under Mandate to the Union of South Africa. Two Trust Territories which do not enjoy separate status are British Togoland and British Cameroon administered by Gold Coast and Nigeria, respectively.

Through the efforts of OQ5RA, OQ5LL and the Belgian Congo U.C.A.R. the official prefix of Ruanda-Urundi was changed from OQ5 to OQØ in 1953. Shortly thereafter the Belgian Society U.B.A., which had hitherto opposed separate status for this area, was approached, and through the efforts of such Belgian DX'ers as ON4AU and ON4QF was persuaded to reverse its stand. After clearing this matter with the Belgian Government, the U.B.A. sent us a letter stating that Ruanda-Urundi would now be considered as a separate country for ham purposes. (This letter appeared in November 1953 *CQ*).

The case of Sicily is very similar. The Italian Government has seen fit to designate a separate prefix, IT1, for this area. It is geographically separated from Italy by the Straits of Messina and has a government similar to Sardinia, IS1, which *IS* a separate country. The Italian society A.R.I. has requested recognition three times for Sicily and has been turned down.

In view of these facts and, most important, in view of the desire of an overwhelming majority of

DX men for this action, such refusal is somewhat beyond me!

A gander at the present country list will show a lot of "so called" countries whose recognition borders on the ridiculous by any rules. Examples are Clipperton Island, administered from Tahiti. Turks and Caicos, administered from Jamaica. The VP8 group, administered from the Falkland Islands. Navassa Island and the San Andres group. The latter two were recently accorded recognition without waste of time. Maybe the word "area" in the place of "country", as suggested by G2MI, would make these easier to take. Yet we are happy to go along with such recognition that has added much zest to DX operating as the FO8AJ and KC4AB expeditions have shown. Why not, then, accept Ruanda-Urundi and Sicily who present as good a case, if not a better one, than many other selections for such recognition? (I have just received a letter bearing the signatures of fifty Japanese hams who are lobbying for the acceptance of Sicily!!).

The *CQ DX Committee* bases its recognition policy on the following points:

1. The stated desire of the radio societies in any such area along with requests by the radio societies in the parent, or controlling, country when backed by accord from the local and parent government.
2. Its geographical separation from the parent country by border, water, historical background or treaty agreement.
3. The difference of radio prefix used in such an area.
4. Issuance of its own postage stamps bearing the country's name.
5. Known wishes of the majority of DX men.
6. Possible political reaction to separate status.

CQ's DX Committee has voted unanimously for the acceptance of Ruanda-Urundi and Sicily on separate country status. However some committee members feel that there should not be two separate country lists in the U.S.A. Until this matter is settled, one way or another, we are *NOT* adding these countries to *CQ's* official list.

(Continued on page 36)



KV4BK, St. Croix, Virgin Islands, was recently set up by old-timer Charlie Morenus, better known as W5RX. Charley is very active and plans a long stay in KV4-land.

T12BX, San Jose, Costa Rica, is much in evidence these days and is active on all bands. The OM, Ted Westlake, has held the calls of Canadian 5FU 1922/30, W6RIG 1949/41 and CP1BX 1952/53. His XYL, Ginny, is very popular on 21 Mc. Phone and has recently acquired the MMARC Certificate. Since the appearance of T12BX, 78 countries and 28 zones have been worked. Gear: A Viking II, NC-183-D receiver with a DB23 preselector with a beam on 14 and a 210-ft. long wire for 28, 7, 3.5, and 1.8 operation.



Photo courtesy of the North Calif. DX'er

W6BYB, John S. Mayes, of Sebastopol, Calif. Well known on the Ham bands since 1928, John is a confirmed traveller and has operated from Ham stations in 39 countries and five continents. A den is now being completed which will house KW finals on all bands pushed by a B & W 5100. His score: 170 worked in 39 zones.

Here are Ray, EL2X and Frank, OE1FF, in Vienna during the former's recent vacation. Ray returned to EL2X in mid-December.



Carlos Miranda Rodriguez, CP3CA, of Oruro, Bolivia, is quite active on 14 Mc. handing out those CP contacts.

Britain's RSGB is in full accord with CQ in this matter. We regret exceedingly that the ARRL has seen fit to reject our committees offer towards co-operative action on DX matters.

Present VP8 Locations

SOUTH SHETLANDS—VP8AO. FALKLAND ISLANDS—VP8BC. ANTARCTICA—VP8AA, VP8AD, VP8AX, VP8BA, VP8AZ and VP8BE

(Thanks to W9HUZ, VP8AA and *West Gulf Bulletin*)

There is no present activity on South Georgia or South Sandwich.

DX Notes

Via VK1EG and W3JTC we hear that a relief ship was due at the Kerguelen Islands in December. Joe, FB8XX (ex-FB8ZZ), will sail for home and a new gang will take over. A new ham station will be active from this spot in January probably with the same call sign. . . . From SM5AHK we learn that there is a ham on Jan Mayen signing LB1LF. He is on 7010 XTL. Another operator at "LMJ" has applied for his ham ticket and should be on as this is read. Present activity from Spitzbergen or Bjornoya (Bear) Island is "not known". . . ZM6AS was due to operate from Tokelau in early December. We understand the call "ZM6AS/A" was used as the prefix ZM7 is not official. Bari, VR2BZ/ZM7, paid his second ham trip to Tokelau on December 14th. . . . ZA1BB has been active on 14 Mc. giving his name as "Alex" and QTH as: Box 2, Korce, Albania. Hope he's a good one. . . . VP5AE has been heard on 14-Mc. phone. Don't pass this one up as Dow is operating from Grand Turks Island in the Caicos group. He will be active there for several months. QSL's should go to W8LMO, his home QTH. . . . Via the *West Gulf Bulletin* we hear that VS4HK is xtl controlled on 14030, 14100 and 14200 kc. with 28 watts. He is active most days from 1000 to 1145 GMT. Des will go to Brunei, signing VS5HK, in January. VK6MK hears ZC3AC on 14163 every day at 1130 GMT, A3. He is a commercial operator, has a foreign accent and will be there several years. VK1HM is back in Perth, but left his rig on Cocos where it will be operated by a meteorological officer as soon as a license is granted. VK6MK can help on missing VK1HM QSL's if exact details are given. ZL1MP now ops as VP7NI. ZS1SW says that ZS2MI, Marion Island, has resumed operation and can usually be heard on phone, 14150 kc. G2DPY states that all applications for ham operation from the Vatican City, HV, have been refused and this policy is likely to continue.

FB8BK, Tromelin Island, who went QRT and returned to Madagascar on Nov. 25, will be replaced by another ham when a license is obtained. . . . FE8AE, ex-FF8AN, should have been on from Cameroon in January. Marcel runs two 807's in parallel to a Window antenna. . . . A

Endorsements to Honor Roll

(To December 15, 1954)

W6SN 40-250	W6UHA 40-223	W6LGD 39-172
W6SYG 40-250	W6LW 40-201	WE3LJ 37-167
W8PQQ 40-248	W6LN 40-200	W4EPA 37-166
W2AGW 40-246	W3EPV 39-234	W5FXN 35-172
W8NBK 40-246	W2QHH 39-226	W2HAZ 35-115
W6TS 40-237	W4GG 39-216	PHONE ONLY
W6GDJ 40-235	W3KDP 39-205	W6AM 38-176
VK2ACX 40-230	W4RBQ 39-202	W3EVW 35-167
W6TI 40-226	W6WO 39-179	

French Antarctic expedition will leave for Adelle Land, on the Antarctic continent, this year and will be maintained until 1959. Thus, FB8AX will be on the air again. Due to unsettled claims, etc. the entire Antarctic continent presently counts as only one country. We hope, at some time, that the French, British, Australian, New Zealand, Chilean, Argentine, U.S. and Norwegian sections will have their own identity as separate ones. Now, VP8AA and VK1EG, some 3500 miles apart, count the same. . . . Thanks to Bob, VR4RO, a new permanent VR4 station will soon be on the ham bands manned by Mike who is an excellent CW man. 250 watts may be run. . . . W4CEN reports that a new JZØ has appeared. He is JZØDN, ex-PAØON, and operates from Biak Island. Presently he is on 7 Mc. only and operates from battery power. He will be there eighteen months and QSL's should go via PAØDN. . . . KC6CG left for home on Dec. 12th. QSL via W6IOH, 521 Tudor Road, San Leandro, Calif. . . . JA1SR received QSL from BV1US (Formosa) one week after QSO. . . . JA1CR informs us that the JARL plans an expedition to Nepal but many difficulties are involved. The JARL will soon have the ADXA (Asian DX Award) on the market. Details will be announced. . . . Paul, K2GFQ, received a QSL from FB8BR whom he describes as Madagascar's newest and most active ham. FB8BR runs 8 watts to a ground plane antenna on 14-Mc. CW and his ex-FF8AX '53/F9AE '46-'52 and has held F calls dating back to '22. His name is Hubert Hoffman and his QTH appeared in January CQ.

New DX Address

AP2Q—Aslam, 121 Garwood Road, Quetta, Pakistan.
 AP5TM—Captain McLuskie, Departmental Club, Edwards Road, Rawalpindi, Pakistan.
 CR6CW—Box 1400, Luanda, Angola.
 ET3LF—Box 114, Addis Abbaba, Ethiopia.
 F7-Bureau—F7DZ, Hq and Paris Det. SASC 7961 AU, APO 163, PM, N.Y.
 JZØDN—Via PAØDN.
 K6INI, ex-TI2TG—Tom Gabbert, 1243 East Meta St. Ventura, Calif.
 KC6CG—Via W6IOH, 521 Tudor Rd., San Leandro, Calif.
 KC6ZB—R. Q. Stoughton, Yap Island, Western Carolines.
 LU4XQ—Dardo Ferrate, Aeronaval, Rio Grande, Tierra del Fuego, Argentina.
 VE7AHG (New)—Bob Sanderson, 1182 Langley St., New Westminster, B.C. Canada.
 VP5AE (Turks and Caicos)—Via W8LMO.
 VP5LE—Len, Caribbean Sig. Sqdn., Up Park Camp, Kingston, Jamaica, B.W.I.
 VQ3FM—Box 1313, Nairobi, Kenya.
 VS1EW—Herman, P.O. Box 1158, Singapore, SS.
 VS1GF—Len Hall, Wenchelecca Braddel Rise Hostel, Braddel Rise, Singapore.
 ZA1BB—Alex. Box 2, Korce, Albania.
 Thanks to the *West Gulf Bulletin*, W4TYE, W3EPV, VK3CX and W4CEN.

160 Meters

Conditions seemed to be rather poor for the December 5th transatlantic test with a very high QRN level. The following were QSO'd from KV4AA: W8ANO, W3EIS, KV4BB, TI2BX, KP4DV, W4JSS, W2GGL, KP4CC, KP4KD and W9PNE. Some across the pond contacts may have been made but none were heard here. W signals were certainly getting across as British SWL, Norman Smith, reports hearing the following stations during this test: W8KIA, W8GDQ, W8ANO, KP4CC, KV4AA, W3EIS, W9MKO, W4ZQ, KP4KD, W1VDB, KP4DV, W9PNE, W9NH. On the European side he heard HB9CM, G5JU, G3PU, GW3INO, G6PD, G3IVJ, G3JVL and EI9J. . . . Three FIRSTS were made on November 28th in contacts between W1BB/LU3EL, KP4KD/YV5DE and LU3EL/-KP4KD another first occurred when W3RGQ nabbed W4KVM/VO6 in Labrador. . . . Other top-band news comes from Shelly, W3RGQ, whose very complete bulletin advises us as follows: ZC4GF runs 55 watts on 160 and

(Continued on page 55)

Updating the 32V-1

Norm Snyder, K2ERC, ex W3HRD, J3AEE

Here is a swell article for 32V-1 owners. K2ERC explains some simple changes and additions that give this fine transmitter even more versatility. It's not hard to see that Norm is a DX and contest expert, as the descriptions are aimed at ease of operation.

Owners of the *Collins 32V-1* who are interested in holding on to it, should find these changes and additions worth while. They are designed to give the operator some of the features that most modern stations have. These include fast band changing when using an all band antenna, a simplified tune up procedure, and a rapid means of switching the rig either as an exciter or an "on the air" transmitter.

I have had my *32V-1* about five years, and am resigned to the fact that it will be part of this station for a long time to come. Over this period of time these refinements came about as a result of a lot of operating time. When this is the case most operators are forever on the lookout for an easier and more efficient way to run the station.

The modifications involve nothing above the average amateur and are not expensive.

Most stations today utilize co-ax cable in the antenna system in one way or another, as one step toward eliminating TVI. This is what brought about the first change in the *32V-1*.

An SO239 co-ax connector can be mounted on the back cover 1½ inches below the "hot" antenna connector. It is wired in parallel with the *32V-1* output connector using a short piece of #10 bus wire. The *32V-1* output connector should be left in the circuit, as it can be used as a convenient spot to connect a dummy load.

A means of lowering the plate voltage is always a convenience when tuning up a trans-

mitter. It can be done on the *32V-1* with a very simple change. Take the green pilot light off the front panel, disconnect the wires and tape them up. Next, remove the 600-700 volt switch from the rear skirt of the chassis and move it into the hole formerly occupied by the pilot light. You now have a front panel control to lower the plate voltage for tune-up.

The next modification, although simple, eliminates one operation when changing frequency on CW. Connect a jumper between terminals #2 and #3 of the CW-CAL-PH switch, S302E. This results in a closed key circuit when going from CW to CALIBRATE position.*

When I built a new console operating position I found that I had to do something about the coarse antenna loading switch, S402. Originally it was mounted inside the top cover, and

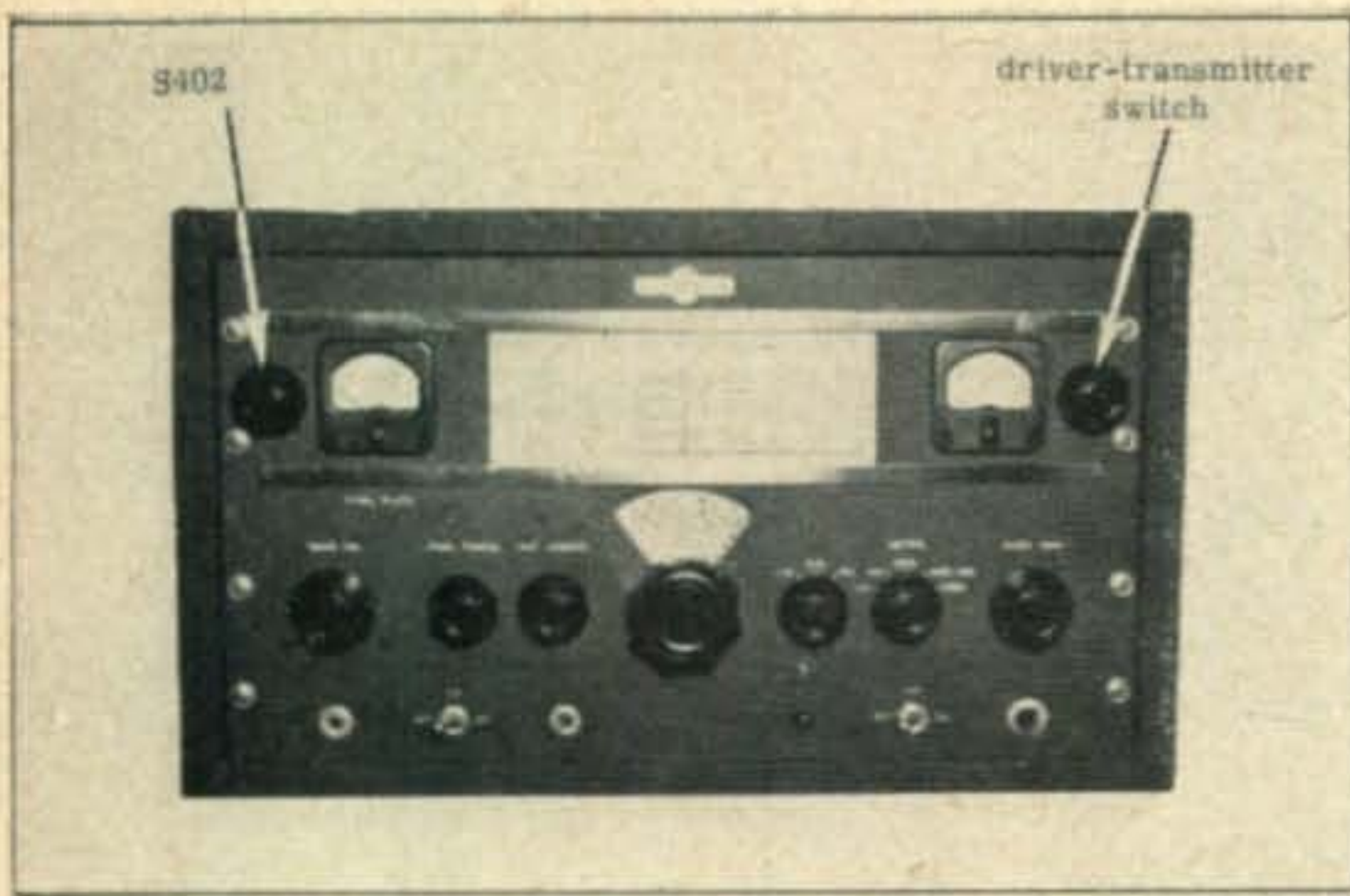
*If the rig is keyed at all times in CALIBRATE, you must throw the HV ON switch off to go to a standby condition. You could then calibrate by going to CAL. To get on the air, you would have to throw the CW-CAL-PH switch to CW and the HV ON switch to ON. This could become rather involved, especially in contest work. Another way would be to let things as they are and use the CW-CAL-PH as a means of going on or off the air, going from CW to CAL respectively, and leaving the HV ON switch on at all times. . . . Collins Radio Co.

The Author . . .

K2ERC has been licensed since 1938 when he was issued the call W3HRD. In 1946-7 Norm operated from Kyoto as J3AAE. He holds WAS, WAC, DXCC and is in the almost WAZ class with 38 zones confirmed and all 40 worked. Though most of his activity is on 20-40-80 meters he is all set up on all bands from

two up. Norm is past president of the Philadelphia Wireless Association and is a member of the Frankford Radio Club of Philadelphia. His hamming time is divided mostly between DX'ing and equipment construction, but everything else stops when a contest comes along. Employed as a Laboratory Technician at RCA and is attending evening college majoring in Physics.






Front view showing S402 and the driver-transmitter switch in their new positions. The driver-transmitter switch is placed to the right of the plate current meter.

in order to get at it I had to pull the cabinet out of the console every time I changed bands. The 32V-1 is very compact, and there isn't any wasted space, but after a little head scratching I found a new position for the switch. The switch and its associated mica condensers is now mounted on a "U" shaped aluminum bracket to the left of the final tank coil. The bracket is fastened to the shield covering the multiplier stages.

A panel bearing is installed to the left of the grid current meter. A flexible coupling is used to line up the panel bearing with the shaft of S402. Front panel control is now available for the coarse antenna loading operation.

At times the 32V-1 is used here to drive a high power final, which had presented the problem of getting to the back of the chassis to change the jumpers on the rear terminal strip. I decided that these jumpers could be switched, and started the search for space all over again. A switch can be placed in the upper right corner, just to the right of the plate current meter. Incidentally, it is symmetric to the new location of S402.


A Centralab PA2007 switch is used. It is



Oblique view showing the new position of S402. The front panel control is to the left of the grid current meter.

essentially a three pole-double throw type. The jumpers are now connected through the switch and wire changing is eliminated. I run the wire from #4 terminal to ground, and connected #3 and 6 to the other side of the key circuit. This permits either inserting the key in the front panel jack or the terminal strip. I found it necessary to bend the shorting strip of metal in order to make an open-circuit type of jack. In doing this, the key circuit will not automatically be closed when connecting the key leads to the rear terminals.

Last, but by no means least, the hole left by the removal of the 600-700 volt switch can be nicely filled with an extra microphone jack. This is an ideal arrangement when hidden wires are part of a station layout.




Co-ax Fitting for Antenna Meter

R. R. Hay W4LW

414 New Hampshire Avenue, Norfolk, Va.

The HEATHKIT Antenna Impedance Meter (Model AM-1) has binding post connections for the load to be measured. Since co-ax fittings are used extensively at W4LW, the "above



Photograph showing the installation of co-ax fitting on the Heathkit AM-1. The use of the banana plug is optional.

ground" binding post has been replaced by a type 83-1R co-ax receptacle.

The photograph shows the co-ax fitting and the ground binding post, which was left in place. The removed binding post was secured in a banana plug (E. F. Johnson Type 108-75C). The photograph also shows the banana plug in place for optional use of the binding post.

It will be noted that the Impedance Meter has been fitted with the Faraday shield described by W2FRQ in the February 1954 issue of CQ.

the YL's Frequency



Monitored by

Louisa B. Sando, W5RZJ

Jicarilla Apache School, Dulce, New Mexico

6th Annual YL-OM Contest

The **YL-OM Contest** this year will feature separate weekends for phone and CW operation, instead of combining them as heretofore. The phone section is scheduled for March 5-6. Because of the DX contest falling on the next weekend, the CW section of the **YL-OM Contest** will be run off two weeks after the phone section; March 19-20. Come on, guys and gals, the more the merrier—and here's a good chance to build up contacts for **YLCC** and **WAS/YL**. Here are the details:

DATES: Phone: Start Sat., March 5, at 1:00 p.m. EST.
End Sun., March 6, at 12 midnight EST.

CW: Start Sat., March 19, at 1:00 p.m. EST.
End Sun., March 20, at 12 midnight EST.

ELIGIBILITY: All licensed OMs. All licensed YLs and XYLs.

FREQUENCIES: All bands.

PROCEDURE: Call "CQ YL-OM."

EXCHANGE: QSO number; RS or RST report and State, U. S. Possession, VE District or Country.

SCORING: a—One point for each station worked (YL to OM or OM to YL only).

b—Stations and multipliers count only once, regardless of band or mode of operation.

c—Add number of points and multiply by number of different States, U. S. Possessions, VE Districts and Countries worked.

d—All phone contestants running 150 watts input or less at all times may then multiply final score by 1.25.

e—All CW contestants running 150 watts input or less at all times may then multiply final score by 1.25.

f—Maryland and District of Columbia count as one State.

AWARDS: Highest OM score phone to phone—cup and certificate.

Highest YL score phone to phone—cup and certificate.

Highest OM score CW to CW—cup and certificate.

Highest YL score CW to CW—cup and certificate.

Second and third highest in each category will receive certificates.

The winner of one award is not eligible for any other award.

These cups are awarded on a yearly basis with a three-time winner obtaining permanent possession.

LOGS: Copies of contestants logs for Phone section must be postmarked not later than April 1, 1955; for CW section they must be postmarked not later than April 15, 1955; and must be sent directly to Gilda Shoblo, W6KER, Vice President YLRL, 3715 Liberty Blvd., South Gate, California. All contestants must fill in their own logs while operating. No help is permitted. Contestants are requested to send in separate phone to phone, CW to CW, phone to CW, and CW to phone logs. Please state power input. Please send in copies of logs, regardless of size of score, to help in cross-checking other logs.

TQ's of Casper, Wyo.

Looking through the Call Book one day we came across calls **W7TQO**, **TQP**, **TQQ** and **TQR** all with **QTHs** of Casper, Wyoming. Must be a story there—and a note to **W7TQP** brought the answer. Seems **W7HYW**, Herb Haass, teaches the 7th grade at Park School in Casper. Along



Pictured at the West Gulf Division Convention at Kerrville, Texas, Oct. 2-3, left to right: **W5's RYX**, **WXT**, **JAD**, **TSE**, **QXR**, **YAJ**, **YCV**, (next three unidentified), **SPV**, **AMI**, **SYL**. Other YLs enjoying the convention were **W5's DUR**, **DEW**, **KQG**, **EWH**, **EGD**, **WMR**.

with the customary readin', 'ritin' and 'rithmetic he gave his whole room some radio practice and they started the **Park School CQ Club**. Although many soon lost interest, Jan Moulden (not a YL), Georgia Doll, and Carol Dugan went ahead and built converters and got Novice licenses—along with their school principal, Clifford Doscher (TQQ). Then they built transmitters and in Feb. '54 took exams for Conditional class licenses. While waiting for their new privileges they built VFOs, and on March 1st they dropped the "N" from their calls. Now Jan, TQO; Carol, TQP, and Georgia, TQR, are freshmen in high school. Still much interested in Hamming, Carol has worked all States and the others are close behind.

YLRL Convention

As you can see from the accompanying box, plans for the **First International Convention of the Young Ladies' Radio League** are progressing rapidly. The program as outlined above promises to be a full and interesting one. Charge for convention tickets, to include all of the events listed, will be \$10. (OMs will pay \$5 for banquet ticket.) The *Los Angeles YL Club* will make no profit on the convention; all money will be used for the convention.

Members of the *L.A. YL Club* are opening their homes to visiting YLs for those who wish to stay in private homes. Maxine will soon appoint a *Hospitality Chairman* who will handle requests for accommodations in the YLs' homes.

For those who wish to stay at the *Miramar Hotel* (one of the country's finest), W6LBO, Mary, says early reservations are imperative as the convention comes at the busiest season. W6UHA, Maxine, *Convention Chairman*, suggests those who plan to stay at a hotel and have no preference stay at the *Miramar* for their own convenience and through courtesy to the management, which is extending the YLRL their hospitality without insisting on any given number of room reservations.

W6PJU, Mildred, *L.A. YL Club* president, will be official hostess for the convention. Note that all licensed YLs, whether or not members of YLRL, are invited to attend the convention. To date (mid-December) Maxine has had reports from all U. S. call districts and Hawaii that the YLs will be well represented. See you there?

your orders for the *YL Callbook* to W6NAZ, 14867 Round Valley Drive, Sherman Oaks, Calif.

YLRL Appointments

YLRL President W6CEE, Vada, announces that W7OOY, Jeannine, has accepted the 7th District Chairmanship for YLRL. . . . Both W9YBC, Gloria, YLRL's publicity chairman, and W6LBO, Mary, Los Angeles YL Club P/C, will assist in handling publicity for *YLRL's First International Convention*.

1st International YLRL Convention

Date: June 24-27, 1955
Place: Miramar Hotel, Santa Monica, Calif.
Sponsors: Los Angeles YL Radio Club
Chairman: W6UHA, Maxine Willis

Program

Friday p.m.: Registration and reception
Sat. noon: Luncheon, business meeting, exhibits, program
Sat. night: YL-OM banquet, installation of officers, program
Sun. p.m.: Family picnic on the beach at Santa Monica Bay
Mon. a.m.: "Kaffee klatsch," followed by a mobile motor tour of Hollywood



Thanks to W7HYW, their 7th grade teacher, these girls mastered radio along with their readin', 'ritin' and 'rithmetic. L. to r.: W7TQR, Georgia, and W7TQP, Carol.

Nets Listed With YLRL

PHONE

Band	Freq.(kc)	Day	Time	NCS
75	3970	Mon.	10:00 a.m. CST	WØUDU (alternate—WØBFW)
		Wed.	7:00 a.m. EST	W1VOS
	3900	Wed.	9:30 a.m. EST	W8ATB (alternate—W8HUX)
		Tues.	8:00 a.m. EST	W4HLF
	3900	Mon.	3:00 p.m. PST	W7HHH (alternate—W7SBS)
40	7215	Wed.	10:00 a.m. PST	W7QYN (alternate—W7SYE, W7NJS)
		Thurs.	10:00 a.m. EST	W4SGD
20	14,293 (SSB)	Tues.	2:30 p.m. EST	W4DEE (alternate—W4JYD)
		Thurs.	11:00 a.m. PST	W6UHA
10	28,900	First Tues. of each month 9:00 p.m. EST QRMary Net		

CW

80	3680	Mon.	9:00 p.m. PST	W7GLK
	3610	Wed.	9:00 p.m. EST	W9JTX
40	7034	Tues.	1:30 p.m. PST	W7ROA (alternate—W7RLH)

YLRL Callbook

The Young Ladies' Radio League will publish a new edition of the *YL Callbook* this spring. W6NAZ, Lenore, has accepted the editorship. All YLRL members in good standing (*dues paid*) as of Feb. 15 will be listed therein. Any YLs wishing to join YLRL are urged to do so before Feb. 15 to insure being listed in the *YL Callbook*. (Drop your column editor a note for application forms.) The *Callbook* will be ready by April, and will sell for \$1. Send

YL Nets

The nets listed in the accompanying box are those recorded with YLRL as of the middle of December. The 75-meter phone (3820 kc.) Wednesday net at 10 a.m. PST is known as the *NYLON (Northwest Young Lady Operators Net)*. *NYLON Beacon* (freq. marking station) is W7FWR. Organized for YLs of Washington State primarily, it includes check-ins from Oregon, Idaho and Canada.

The 20-meter phone net on 14,293 kc., Tuesdays at 2:30 p.m. EST is one newly organized by W4JYD, Chris, and W4DEE, Beulah, for single-sideband stations. W5TDB, Emma, will check in and any other YLs interested are invited to join. Anyone else not on SSB wishing to tune in the girls, set your receiver as if you were copying CW—AVC off, BFO on, audio gain up, r.f. gain down and use r-f gain to control signal level.

(Continued on page 42)



our service; —

personalized!

our merchandise; —

easy to buy . . .

at the World's Most Personalized Radio Supply House . . .



National
NC

The NC-98
ONLY \$8.19
per month

Pay Just \$15.00 Down

Top-notch value! Now, for the first time, a crystal filter, an S-meter, electrical bandspread, a large, easy-to-read slide rule dial, an RF stage and 2 IF stages — only a few of its many fine features.



CASH PRICE \$149.95

**Bandswitching
GLOBE KING**

WRL's new 500 watt Xmtr. for 10-160M. Provisions for VFO and SSB input and operation. Pi Network matches any antenna, 52-600 ohms. Completely TVI screened and by-passed.

EZ PAY PLAN


Only 10% down payment and a little each month, will put any of our merchandise in your shack now! Write for complete details on the easiest buying plan in the world.

National
NC

The NC-183D
ONLY \$21.78
per month

Pay Just \$39.95 Down

Designed for maximum sensitivity and selectivity. Dual conversion added to IF system with 1720 kc. first conversion frequency. Special push-pull, high fidelity audio system incorporated. Includes all time-tested features of the NC line.



CASH PRICE \$399.50

**Bandswitching
GLOBE SCOUT**

WRL's new 65 watt Xmtr. for 10-160M. Pi Network antenna tuner. 100% modulation of Final. Thoroughly TVI screened cabinet. Self-contained power supply.

**Over 600 Items
Reconditioned Eqpt.**

Save up to 50%. All reconditioned equipment carries a 90 day, factory-new guarantee on parts and workmanship. Send for our latest, complete list today!

National
NC

The NC-88
ONLY \$9.54
per month

Pay Just \$12.00 Down

Built-in speaker, advanced AC superhet circuit, tuned RF stage, 2 IF stages, 2 hi-fi audio stages with phono input. Separate hi-frequency oscillator. Many, many other features. Ask us for complete specs.



CASH PRICE \$119.95

**Top Trade-In
VALUES**

We offer the greatest trade-in values in the industry for your present rig! Let us prove it to you! Fill out our coupon and send it to us immediately.

**Giant Size
RADIO MAP**

Large 36" wide by 28" high map, showing time zones, amateur zones and monitoring stations. Ideal for the wall of your shack. Only 25c.



Please rush **FREE 1955 Catalog . . .** and information on items checked below. Quote your top trade-in value for my: _____ ^{C-2}

(present equipment)

for your: _____

(New WRL Eqpt. Desired)

- NC-98 NC-183D NC-88
 E-Z Pay Plan Globe King Globe Scout
 Radio Map (25c) Reconditioned Eqpt. List

Name: _____

Address: _____

City and State: _____

WORLD'S MOST PERSONALIZED RADIO SUPPLY HOUSE



3415 W. BROADWAY, CO. BLUFFS, IA., Phone 2-0277

ALL PRICES SUBJECT TO CHANGE WITHOUT NOTICE.

Build
your own
transmitter...



Viking ADVENTURER

- ◆ Packed with Features
- ◆ Professional in Appearance
- ◆ TVI Suppressed

Start your hobby off right with this feature-packed CW transmitter kit. 50 watts input on 80, 40, 20, 15 and 11-10 meters—enough power for world-wide radio contacts with just a simple antenna—no antenna tuner needed. Crystal controlled oscillator—powerful 807 transmitting type output tube. Easy to build and safe to operate, kit is furnished complete with built-in power supply, tubes, cabinet, wiring instructions, and antenna suggestions.

Cat. No. 240-181-1

Viking "Adventurer" CW Transmitter Kit,
less crystal and key.

AMATEUR NET. **\$54⁹⁵**



E. F. JOHNSON COMPANY

292 Second Avenue Southwest
WASECA, MINNESOTA

YL's Frequency

(from page 40)

Last October 17th members of W4HLF's 75-Meter phone net (Tuesdays 8:00 EST 3900 kc.) held a picnic at Big Meadow on the Skyline Drive in Virginia. Arlie says they had a wonderful time—18 YL ops, 12 of their OMs and 25 jr. ops turned out. The YLs included: W1's UKR, VOS; W3's TYC, MSU, TSC, OQF, YWK, RXJ; W4's AJV, BLR, BQI, DBP, RIG, TVO, YYJ, WJX, KYI, HLF. W3OQF, Barbie, and OM gave prizes to the girls. Arlie received big rubber ears to listen to the net! (Also a lovely yellow rosebud corsage.)

Congratulations

To W9MLE on being re-elected president of the *Elkhart Amateur Radio Club*. Peggy is the only YL in the club.

To WN9KJF, Irene, on getting her license, with the help of her daughter W9MGT, Leonore.

To WØUUK, Lillian, on the arrival of her second YL jr. op, Barbara Jean, on Nov. 15th. . . . To WIUBM, Norma, on becoming the XYL of W1YOC in Sept.

Here and There

W9AQB, Norma, helped in CD communications during the Plymouth, Ind. flood, maintaining vigilance at her own rig and relieving as operator at W9AYP in Plymouth. . . . W9PNK, Hazel, is NCS for the *North Central Zone Net* and alternate NCS for the *Illinois Emergency Net*, all on 75 meters.

New members of *LARK* are W9LAS, Rose; 9LDK, Adeline, and 9KFC, Ruby. Three more *LARK* certificates, for working ten members of the club, have been awarded to W8HWX, Lillian; 9YBC, Gloria, and 9LOY, Cris.

Four new YLs joined the L.A. girls at their November meeting: KN6EVX, Lucy; KN6HVC, Marge; K6ELI, Doris, and KN6GMX, Jayne. . . . W2PUY, Selma, has left N.Y. to reside in North Hollywood; another member for the L.A. YLs.

Diana, ZS6GH, the "Galloping Ham," still gets around. While in Natal last summer Diana saw ZS5TL, Sylvia, and ZS5KG, Muriel, in Durban. In Margate she was happy to have personal QSOs with ZS5OP, Sue; ZS5OB, Edna, and ZS5NE, Enid. Diana says Enid was hospitalized for several years with TB of the spine, and it was while she was lying flat on her back that she became a Ham. Another YL who recovered from the same illness is ZS8B, Joycelyn. Through Ham radio she was up in half the time the doctors said she would be confined to bed. She and her OM, ZS8A, met over the air. They now live in the mountains in Basutoland—rare DX. Speaking of DX—Diana says there are YL operators in all of the provinces, from ZS1 to ZS9, covering South Africa, South West Africa, Basutoland, Swaziland and Bechuanaland.

33 till next month, W5RZJ.

SPARE PARTS . . .

Modernize Your HQ-129-X

The manufacturers of the HQ-129-X receiver (Hammarlund Mfg. Co., 460 West 34th St., New York 1, N. Y.) have issued a "Technical Bulletin No. 114" which describes the installation of a new bandspread dial. This modernization step is for the purpose of providing 15-meter band calibration. The dial is available from Hammarlund at a moderate cost. For either items write to the above address and say that you saw it mentioned in CQ.

**NOW
HENRY DARES
TO GIVE YOU
THIS GUARANTEE**

100% SATISFACTION
or Your Money Back at end of 10 day Trial



Bob Henry,
WØARA
Butler, Mo.



Ted Henry,
W6UOU
Los Angeles

hallicrafters


NEW SX 96



For top performance with extra pull power and ability to tune in stations.

\$25.00 Down

18 monthly payments of \$13.60
—\$249.95 Cash Price.



SX99—\$15.00 down

18 monthly payments of \$8.00—\$149.95 Cash Price


MODEL	CASH DOWN	18 MONTHLY PAYMENTS	CASH PRICE
S38D	\$ 5.00	\$ 2.70	\$ 49.50
S94	6.00	3.20	59.95
S95	6.00	3.20	59.95
S85	12.00	6.50	119.95
S93	10.00	5.40	99.95
SX96	25.00	13.50	249.95
SX62A	35.00	19.00	349.95
SX88	59.50	32.40	595.00

Only Henry gives you

- Top Trades
- Only 10% Down
- Easy Terms
- Fast Delivery
- Personal Service
- Low Prices
- Complete Stocks
- We want you to be satisfied. Ask any Ham about Henry. And Henry has the new equipment first.

Write, wire, phone or visit either store today.

Butler 1, Missouri
Phone 395



Henry Radio Stores

BRadshaw 2-2917

11240 West Olympic Blvd. Los Angeles 64



ESSE

INVENTORY CLEARANCE

SPECIALS

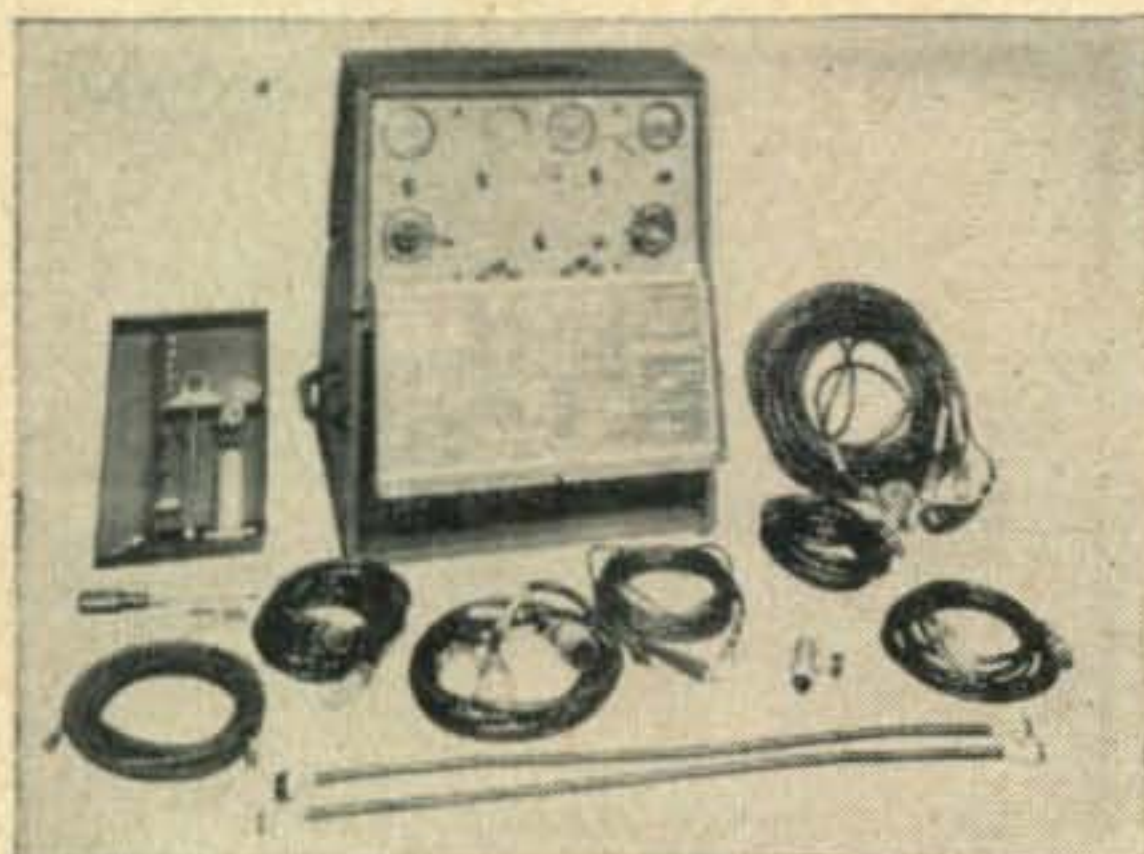
6 OR 12 VOLT POWER SUPPLY --- \$3.95

PE-117 vibrator power supply was designed for use on the Army BC-620 Transmitter and receiver a part of the SCR-509 and SCR-510. This will make an ideal supply for your mobile equipment on either the 6 or 12 volt cars. Voltage input changes are accomplished by merely changing links according to diagram in the cover (same vibrator used in either case). Supply is well filtered using choke input and plug-in type capacitors. Additional hash filtering is also incorporated for filaments of receiver. Output voltages are for transmitting 140 V. and 90 volts for receiving. The receiver output voltage is regulated by voltage regulator tube VT184. Maximum current drain is 100 Ma. Entire unit measures 12"x15"x4 1/4" in metal case or supply only may be removed for use which measures 11"x6"x4 1/4". If you have no immediate use for this unit, it would be a good investment for possible future use. This is the type of surplus that doesn't last long at this price. Shipping wgt. approx. 32 lbs.



Brand new units - - - \$4.95

Used good units - - - \$3.95




TEST SET EE-1A—Brand New—\$39.50

Originally used to test turbo superchargers but may be cannibalized for parts such as combination AC & DC volt-ohm meter, variable speed drive as described on this page, manifold pressure gauge, .10-.75 inches of mercury, amp. test gauge, adjustable pressure chamber, Fluorescent lights, aluminum case which folds together in center forming portable case size 2'H x 22" W x 12" D. with handles. (Makes ideal amplifier console). Olive drab crackle finish. Tool kit is also included containing slip joint pliers, screwdriver, torque wrench, tube puller, socket wrench set extension, & socket, spare fuses & bulbs, rt. angle drive, other accessories include 2-34" tack shafts, 15' 1/2" hose with fittings, coil hi voltage cable/probe and clip, 75' 4 cond. #12 & 14 cable, misc. other cables and plugs. Entire unit brand new sealed in evacuated metal can shipped in wood box. Wgt. 270 lbs.

PRICE \$39.50 ea.

NEW STORAGE BATTERIES



ER-25-6, 6V. 25 AH.

Plastic case size 7 1/2" x 2-9/16" x 6 3/8" h. dry charged, fill as above.

New price **\$3.95**
Wt. 7 1/4 lbs. dry.

STORAGE BATTERY 6 V. 34 AH

3-TA5-9B—Manufactured by Exide Battery Co. for aircraft. Size 5" x 5" x 9" overall. Shipping weight 15 lbs. New dry charged. Fill with 1.265 sp.g. sulphuric acid. Priceea. **\$4.95**



BB-54-A 2V. 34 AH.

Plastic case size 4" x 3" x 5 3/8" h. Dry charged, fill as above.

Wt. 3 1/2 lbs. **\$2.75**
Priceea.

ER-40-4, 4 Volt, 40 AH.

Plastic case size 6 1/2"x5 3/4"x4 3/8" h. dry chg. fill as above. Wt. 10 lbs. dry. Price.....ea. **\$4.95**



PLATE POWER TRANSFORMER

355-0-355 Volts @ 325 Ma. Also 490 V. 325 Ma. Primary 117 Volts 60 cycle. Measures 5" x 5 1/2" x 6".

Shipping wt. **\$2.95**
22 lbs. PRICE

H. V. TRANSFORMER


Output 1500 V., 5 MA and 6.3 V. at .6A 5000 V. test and 2.5 V. at 1.75 A. Input: 115 V. 60 cycles. Size 4 1/2" x 5" x 3/8" Shipping weight 6 lbs. **\$1.95**
New Priceea.



T-39/APQ-9 RADAR XMTR

Described in Feb. '50 "CQ" for conversion for the 420-450 Mc. amateur band and citizens band. Also contains many parts for the UHF experimenter such as 2-8012 tubes, fan and motor, switches, pots, gears, counter, etc. Equipment removed from aircraft. Our Close Out, quantity **\$4.95** ea. Limited.

Shipping wt. 43 lbs.



MULTI-SECONDARY FILAMENT TRANSFORMER



9 secondary 6.3 V. at .01-3 amps. One sec. 2½ V at 2½ A; one sec. 2.5 V. @ 10 A. Two sec. 2.5 V @ 5A; Two 5 V. @ 3 A. 110 V. 60 cycle primary—up to 5000 V. Ins. test. Size 5" x 5¼" x 6½" H. Shipping weight 21 lbs. New Price.....ea. **\$3.95**

12 V. VIBRATOR TRANSFORMER

300 V. @ 65 Ma. output. Ideal for your new car receivers. High quality type transformer designed originally for aircraft. Size overall 2⅞"x2½"x2⅝" **95c** ea.




RETRACTABLE LANDING LIGHTS



Contains 600 watt 24 V. lamp. Use four of these in series on 110 V. for flood lighting or small motor and retracting mechanism easily adapted for your disappearing appliances in homes, etc. Used...ea. **\$1.95**

POTENTIOMETERS 25 for \$1.79

Here is a close out of many fine misc. Potentiometers put up in an assortment of 25 to include useful values from 60 ohms to 2 megohms in both wirewound and carbon, with & without switches, singles, duals, & triples, midgets and regular. Possibly no assortment alike so order several. You will save on the need of any one. All brand new controls.



25 for \$1.79

AN-80 ANTENNA



465 Mc. Antenna which may easily be trimmed for amateur use. Easily mounted for mobile use. Includes rubber gasket for rooftop. Matches 52 ohm cable, coax cable fitting included. NEW.

2 for 79c

1625 TUBE 12 V. 807

These tubes are 807's with a 12 V. filament making them ideal for new 12 V. car mobile transmitters.




New JAN boxed, guaranteed.....ea. **39c**
Lots of 10 or more.....ea. **29c**

IN-84 INSULATOR Pkg. of \$5 — \$1.00

Double cone feed thru type 2⅜" x 1¼" dia. Uses 1¼ in. mounting hole. Bolt size 5" long ¼" x 20. New, in std. pk. of 5 ea. **\$1.00 pkg.**

NEW DYNAMOTORS

PM DYNAMOTOR 12V.



12 or 24 volt DC input @ 8/4 amps. Output 275 volts @ 110 ma. Dimensions: 7½"L x 2⅞"W x 4¼"D. Ship. wtg. 10 lbs. ..ea. **\$1.95**

BRAND NEW 12 V. DYNAMOTORS

DM-40 Input: 12-14 V. 3.4 A. Output: 172 V. -138 MA. Here is an ideal dynamotor to adapt to mobile uses on the new 12 V. cars. Don't pass up this buy even if your intended uses are not immediate. Size 6¾" L x 3½" dia. 4" lead with 6 pin Jones plug. Shipping weight 7½ lbs. New Price.....ea. **\$2.75**



274-N Dynamotor and Modulator unit

Output is 540 V @ 250 Ma. with 24 V, 7 amp. input. Modulator unit contains VR150-30, 1626, and 12J5-GT tubes. Wgt. 17¼ lbs. Units are used but good condition. Close out price.....ea. **\$1.95**

AN/ART-4 TRANSMITTERS with Target




These small battery operated transmitters were used to transmit a signal back to another plane when the 6 ft. by 30 ft. target was hit. Transmitters operated on 55.5 mc. and 56.75 mc. using 3A5 tubes. They have found favorable acceptance for conversion and use with model radio controlled planes and boats. The target is made of plastic screen which may be used for homes, patios, etc. as it will not rust or rot and outlasts any wire screen. Units are brand new and come in wood box 10" x 12" x 75". Ship. wt. 75 lbs. Our fortunate purchase of a great quantity of these allows for the low price so don't be misled. Many who ordered before have repeated for several more units. Our price while remaining stock lasts. **\$3.95 ea.**

GUY WIRE—5,000' Spool—\$5.95

Extra strong snarl, and rust resistant cable. Originally used for aircraft control cable, has 21 strands alloy brass plated to resist corrosion. 350 lb. breaking test. OD 3/64". Ideal TV Antenna guy wire. Wound on wood & metal spool of 5,000' length. **\$5.95**



Per spool **\$5.95**
¼" Galvanized Stranded Utility Pole Guy Wires 500 ft. reels spool, only **\$24.95**



TU-10-B TUNING UNITS — \$1.95 ea.


Used in the BC-375 transmitter, but the most favorable and acceptable piece of surplus gear for obtaining good cheap useable parts. The TU-10-B contains three double spaced transmitting type variable condensers of 16, 27 and 7 plate varieties, 3 mica transmitting type micas, 2 isolantite shaft couplings, antenna coupling switch, two precision vernier dials, chokes, inductances and other useful parts. Better order plenty before supply is exhausted again. TU-7, TU-9, and TU-26 also in stock, same price. Ship. wt. 13 lbs., size 7 $\frac{5}{8}$ " x 16 $\frac{1}{2}$ " x 7 $\frac{1}{2}$ ".

Used — \$1.95 ea.

New — \$2.50 ea.

CAP & MOBILE HAMS ATTENTION!!

Transmitter — \$3.95




Aircraft Transmitter— Either BC-430 or BC-230, similar except for supply voltage of either 12 or 24 V. (no choice as units are already packed by Signal Corps and no correct designation). These units are companion transmitter to receiver at right. Contains two type 10 and two type 45 tubes, 0-1.5 amp R.F. Ammeter and power output approx. 25 watts. Frequency

range 195—13,975 Kc. Supplied with coil set 2500—3105 Kc. Other ranges supplied at 75¢ ea. coil while available. Size 6"H. x 6 $\frac{3}{8}$ "W x 11"D. Wgt. approx. 13 lbs. Sold as used however, many cannot be told from new. Shock mount base included in many but not all cases.

PRICE — \$3.95 ea.

RL-42-B ANTENNA REEL/Motor — \$1.95


Used originally for remote controlling of automatic trailing wire antenna. Motor is $\frac{1}{8}$ H.P. 24 V. D.C. with oil-less sleeve bearings. The gear train, breaking and disconnect mechanism, reversible and variable speed motor makes this an ideal unit for conversion to coil winders, etc. Ship wgt. approx. 5 lbs.



Good Used Condition — \$1.95

Brand New — \$2.75

RU-19 AIRCRAFT RECEIVER CW46048D



Here is a receiver that is cheaply priced that any one can afford and use. Made to operate from 24 V. DC and dynamotor supply not supplied but an AC supply or mobile supply can be readily adapted. Receiver uses 6 tubes, three of which are type 78, one type 77, and one 38233. Size of unit 14 $\frac{1}{2}$ " long x 6 $\frac{3}{8}$ " sq. Wgt. approx. 13 lbs. Similar to pict. Used good cond. supplied with either coil of your choice listed below.

Coils for rec. for following freq.

Dual coils	L-N	390-634 Kc. and 5915-9120 Kc.
Dual coil	Q-G	524-844 Kc. and 2960-4620 Kc.
Dual coil	Q-M	2960-4620 Kc. and 5075-7780 Kc.
Single coil	F	1975-3320 Kc.

Addn. coils 75c ea. Total price ea. \$3.95


VARIABLE SPEED MOTOR — \$11.50



1/10 H.P., 24 V. DC, 4200 Max. Rpm. Shunt type. Complete with speed control and Jaeger mechanical tachometer of 0-3300 Rpm. Has drive to fit the two 34" tack. shafts included. Wgt. 6 lbs.

Brand New — \$11.50

SURPLUS—SAVE! SAVE!



LEEDS & NORTHRUP MICROMAX RECORDERS


These are the strip type recorders used for controlling and recording a wide variety of processes. Used originally for temp. range of 350-550 degrees C. but may be changed for other applications. Operates on Wheatstone bridge principle using AC galvanometer movement. Original cost was several times our price. These units were removed from demilitarized equipment which in many cases was new; however, all instruments sold as used but guaranteed, or money back if not satisfied.

PRICE — \$89.50

BAILEY METER RECORDERS

Used in applications as above at same temperature range, etc. Operates on electronic principles using vacuum tubes. Used but guaranteed condition.

PRICE — \$49.50



R-1/ARR-1 RECEIVER — \$3.95



Described in "Radio TV News" Jan. 1949 for use as 220 Mc. converter. Essentially a two stage RF acorn tube superhet converter as it now stands. Small enough for mobile only 3½"W x 3"H x 10"D. Rugged Aluminum construction. Uses four 954 acorn tubes included. Filaments now operate on 12 or 24 volts by merely throwing switch in unit or very easily modified for 6 V. operation. Dial is calibrated in range of 234-258 Mc. Operation can be changed for use from 50 to possibly 300 Mc. Also, the ARR-1 could be used for a preselector. Wgt. of unit 4 lbs. Cover not shown but included. Complete with conversion as written in above mag.

Price, Good Used — \$3.95

Price, Brand New — \$5.95

ALPHA HAND

MONITOR — \$27.95

Brand new, mfd. by Barker-Williamson for the Atomic Energy Commission with acquisition cost of several hundred dollars. Indication of radiation made on O-20 micro amp. meter in panel. Only 27 in stock. No technical data available. A bargain if you know what to do with it.



\$27.95

REMIT SHIPPING CHARGE AND INSTRUCTIONS WITH ALL ORDERS. OTHERWISE ORDER WILL BE SHIPPED EXPRESS COLLECT. ALL ITEMS GUARANTEED TO YOUR SATISFACTION OR MONEY REFUNDED IF RETURNED PREPAID WITHIN 10 DAYS OF RECEIPT.

ESSE RADIO CO.

40 WEST SOUTH STREET
INDIANAPOLIS 25, IND.




Bonus Features in the **B&W** model 5100 Transmitter

Only B&W Offers all these Features
at this
Low Price

\$442.50 Amateur
Net

Factory wired & tested;
complete with tubes



Built-In VFO—Accurately calibrated for 80, 40, 20, 15, 11, & 10 meter bands. Over 7" of dial space.

Optional crystal control using 80 meter crystals. Separate circuitry assures clean, clear keying at all speeds on both VFO or crystal operation.

Built-In Low Pass Filter—Pi-network final followed by low-pass filter (75 ohm unbalanced output), plus functional cabinet design and thorough bypassing of all critical leads, keeps TVI to a minimum.

Unitized Construction—Any major section (oscillator, multiplier, etc.) is quickly un-plugged and easily removed for servicing. Found only in the B&W Model 5100.

NEW! Single Sideband Conversion Feature
For \$25.00 extra you can now buy a Model 5100 Transmitter fully converted for SSB operation with the B&W Model 51SB Single Sideband Generator, or have one you already own converted by the factory. Cost of the 51SB is additional. If you prefer, you can make this conversion yourself with the kit provided with the 51SB.

BARKER & WILLIAMSON, Inc.
237 Fairfield Ave., Upper Darby, Pa.

Input Pwr—150 watts CW
135 watts Phone
Size—22" w., 11½" h., 14¾" d.
Weight—95 pounds.

CQ, The Radio Amateurs' Journal

for and by well-known hams and authors from all over the world. Good material and better articles are the watch-words of CQ's editorial staff. Our reaction to the hundreds of letters received during recent months wherein our readers tell us "what they want in CQ" will be reflected in our editorial content in the months ahead.

CQ is the publication for novice and old-timer. Subscribe now and be sure of getting each issue chockful of intelligent, constructive articles edited for YOU.

Subscribe Now! You can't go wrong!

3 years \$7.00

2 years \$5.00

1 year \$3.00

in the U.S., U.S. Possessions, A.P.O. and F.P.O. All others—add \$1.00 per year for postage.

CQ Magazine
67 W. 44 St., New York 36, N.Y.

Enclosed find \$..... for a..... year subscription to be
sent to: New Renewal

Name..... Call.....

Address.....

City..... Zone..... State.....

ELECTRICAL ENGINEERS or PHYSICS GRADUATES

with experience in

RADAR or ELECTRONICS

or those desiring to enter these areas...

The time was never more opportune than now for becoming associated with the field of advanced electronics. Because of military emphasis this is the most rapidly growing and promising sphere of endeavor for the young electrical engineer or physicist.

Since 1948 Hughes Research and Development Laboratories have been engaged in an expanding program for design, development and manufacture of highly complex radar fire control systems for fighter and interceptor aircraft. This requires Hughes technical advisors in the field to serve companies and military agencies employing the equipment.

As one of these field engineers you will become familiar with the entire systems in-

olved, including the most advanced electronic computers. With this advantage you will be ideally situated to broaden your experience and learning more quickly for future application to advanced electronics activity in either the military or the commercial field.

Positions are available in the continental United States for married and single men under 35 years of age. Overseas assignments are open to single men only.



Hughes Field Engineer H. Heaton Barker (right) discusses operation of fire control system with Royal Canadian Air Force technicians. Avro Canada CF-100 shown at right.

Relocation of applicant must not cause disruption of an urgent military project.



*Scientific
and Engineering
Staff*

HUGHES

RESEARCH
AND
DEVELOPMENT
LABORATORIES

*Culver City,
Los Angeles
County,
California*

THE BRIDE

"Come up in the hills with me," he said, "I want you to see how I work my rig." I had been warned not to trust boys who asked me to go into the hills with them, but before I could say "no", the little Crosley with the 10-foot whip was climbing Mulholland Drive. There we were—watching the lights of the city below us, full moon above us. I was even beginning to feel in the spirit of things—when out came the microphone and on went the switches. This was my romantic introduction to ham radio.

Six months later I married this boy, never dreaming what was in store for me. We started renting a small two bedroom home naturally, one for us and one for the ham rig. The first thing we bought was a stove—we had to eat. Next we purchased a bed and refrigerator. Then one day while my husband was at work, "it" arrived. The delivery men brought in crate after crate and I could hardly wait to open them. Thinking someone had presented us with a new sofa, or desk, or anything to help fill our empty rooms, I couldn't tear off the wrappings fast enough. And there it was—just the thing every bride can't live without—a 30-foot steel triangular telescoping self-erecting tower complete with automatic beam rotator, remote position indicator and associated wires, cables and plugs.

For the first few months of our married life my husband would be up every night until midnight,

sometimes later. He had designed a transmitter and was busy putting his ideas to work so I hated to bother him. I didn't say anything—I kind of just secretly hoped he'd hurry up so that once in a while we could go to the movies or something. The unveiling took place and the rig worked like a little gem. Then the fun started. Bright and early at 3:00 o'clock one morning I began hearing the old familiar sounds (a pair of 6146's, push-pull and folding dipoles). I listened occasionally to some of his conversations and frankly, they couldn't have been more stupid. He'd be telling somebody about his rig and interject "hi" every once in a while. Later I found out when something is funny but not funny enough to laugh, "hi" is used. For instance: "XYL just had four teeth pulled—'hi'."

It was right around this time that my husband joined the local ham club. I went with him to a few of the meetings so that I'd have a chance to see him once in a while. These meetings consisted of the secretary reading the role (every member answering with his call), old business which was always who was causing who T.V.I. and what they were doing about it, and new business which was usually about the ham picnic to come. There was always one coming. Now, picnics to me have always meant swimming, fun-time, fried chicken and potato salad—but when hams talk about picnics, rigs and operating methods are their only

(Continued on page 52)



got enough **EARS?**

BE ON THE CONSTANT ALERT

All Departments Can Now Listen to Every Vital Message

MONITORADIO for a thoroughly coordinated 2-way communication system.

Now every member of every department can have radio communication for as little as \$49.95

Write today for further information.

- Nation's most complete line of monitor receivers.
- Crystal controlled or tunable for any VHF FM communication system.
- Mobile or stationary receivers.
- Prices to meet any budget.
- Certified for civil defense use.

MONITORADIO RADIO APPARATUS CORPORATION

7900 Pendleton Pike, Indianapolis, Ind. Phone CHerry 2466

A ... Always
B ... Buy
C ... Columbia

FREE! FREE! FREE! FREE!

Write in for Columbia's

1955 Best Buy Bulletin

Get your free copy today!

Columbia

ELECTRONICS
2251 W. WASHINGTON BLVD.
LOS ANGELES 18, CALIFORNIA



MOVING?

Please Mail Us Your
Change of Address

Also be sure to include your old address, and code line from the mailing label. Or, if you prefer, tear off the entire label and send it along with your new address. Duplicate copies cannot be sent.

CQ MAGAZINE 67 West 44 Street
New York 36, N.Y.

NOW! 3

ARROW SALES OFFICES!



FASTER SERVICE!
LOWER SHIPPING COSTS!
BIGGER SELECTION OF ELECTRONIC EQUIPMENT

3 LOCATIONS FOR EVERYTHING IN ELECTRONICS!

7460 VARNA AVE., NORTH HOLLYWOOD, CALIFORNIA
(Mailing address: Box 3878 N. Hollywood, Cal.)
2441 SOUTH MICHIGAN AVENUE, CHICAGO 16, ILL.
2005 EMPIRE AVENUE, BURBANK, CALIFORNIA

Mail order buyers, direct your mail to either the North Hollywood or Chicago mailing address—whichever is closer.



INDICATOR SCOPE ID6A/APN4

Made to operate in conjunction with Radio Receiver R9/APN-4. Unit includes one 5" scope tube, crystal controlled standard oscillator, sweep circuits, marked pulses. Good cond. Weight 45 lbs.

With 27 tubes, crystal and schematic **\$19.95**
Less tubes and crystal . . . \$14.95

ARC-4 MOBILE TRANSCEIVER

140-144 MC. Complete with control box, tubes. 12/24 VDC dynamotor with schematic. Good cond. With conversion data. Wt. 38 lbs.

Less dynamotor \$24.95 **\$32.50**

UHF TRANSMITTER-RECEIVER

APS-13

\$3.95



Freq. range 415-420 MC. 5 stages of 30 MC. IF amplifier. Complete with R.F. and I.F. sections. Less dynamotor, tubes, and tube shields. with schematic. Exceel. cond. Weight 14 lbs.

ARB NAVY RECEIVER


105 to 9050 KC. Four Bands, Calibrated Dial. LF-Ship-BC 6 olt. Size 8 1/4" x 7 1/4" x 15 1/4". Excellent cond. With—80 & 40 Meter—Complete with Tubes and Dynamotor. For 24 Volt operation; easily converted to 110 VAC or 12 VDC with schematic. Weight 30 lbs.

\$19.95

ARB ACCESSORY KIT

2 control boxes, 4 plugs, 1 tack shaft. Weight 7 lbs.

\$7.95



R. F. MODULATOR


Complete Tunable 205 MC. Test Set. With 110 V. 60 cps. power supply, 3-stage audio amplifier. Terrific chassis for experimentation. With Schematic. like new **\$12.95**

F.O.B. Chicago

NEW HAM CIRCULAR!

Ask for your FREE copy!
Drastic reductions on selected hot items!

PANADAPTER and SCOPE ID-60/APA-10



A combined Panoramic Adapter and Oscilloscope. Has 3 coax input connectors for feeding in from receivers having I.F. of 455kc., 5.2 mc or 30 mc. Designed also to be used as regular oscilloscope for testing other equipment. Has both vertical and horizontal push-pull amplifier inputs, etc. Complete

with 21 tubes including 3" CR scope tube. For operation on 115V. 400 Cy. with Schematic. Good condition.

Price **\$39.50**
Shipping Wt. approx. 55 lbs.

TS-10 SOUND POWERED HAND SETS **\$5.50**

USED—TESTED. Each. (Wt. 3 lbs.)

Special! 2 for only **\$10.00**

ECHO BOX

Hand tuned ring box with associated dipole which picks up the RF energy from radar set. Freq. range: 3140-3640 MC. Ideal unit for experimental lab. Wt. 7 lbs.

\$4.95

New condition

BC-191 TRANSMITTER

100 W. With tubes, modulation section, speech amplifier for T-32 mike, RF meter, 0-500 MA meter, 0-15 DC filament meter. Plus schematic for converting this transmitter for AC operation. FREE: ONE TUNING UNIT with each transmitter! Excellent cond. Wt. approx 55 lbs.

\$24.95

T-32 CARBON MIKE: Used, good cond. \$2.95
ONE SET PLUGS: For BC-191. New \$1.95

SPECIAL! 234-258 MC RECEIVER

11-tube UHF tunable receiver. With schematic. Excellent condition. Wt. 10 lbs.

\$6.95

RACK \$3.50 CONTROL BOX \$1.50

UHF TRANSMITTER

1 tube. Frequency range: 397 MC. For remote control of model boats, planes, etc. With tube, antenna. Less battery. Size of transmitter: 4 1/4 x 2 1/4 x 6". Wt. approx. 2 lbs.

\$2.95

New

TG-10 CODE KEYER

Self-Contained Automatic unit for code practice signals from an inked type recording. Complete with 7 tubes and electric eye; Audio freq. output of 800 CPS. Size: 11x24x18 1/2"—110-220 VAC 60 cy.—78 RPM motor can be used for a turntable—Power unit can be used for a P.A. system—

\$14.95

wt. 35 lbs. Used, clean cond.

MOBILE POWER SUPPLY — HEAVY DUTY

PE-125 dynamotor, complete with filter base, starting relay and fuses. 12-24 V.D.C. input, output 400 V.D.C. @ 200 Ma. New

\$12.95

F.O.B. Chicago

TRANSMITTER-RECEIVER

Complete unit with 9 VDC input dynamotor to supply the necessary 450 VDC @ 75 ma. Freq. range: 160-211 MC. Set has 13 tubes, high voltage power supply.

\$14.95

In like-new condition. Wt. 43 lbs.

All shpts. F.O.B. whse., N. Hollywood or Chicago, Ill. Calif. or Illinois residents add sales tax. 25% deposit required on all C.O.D. orders. Specify shipping instructions and ADD SHIPPING COSTS TO EACH ORDER. All items subject to prior sale and change of price without notice. Direct all mail to N. Hollywood or Chicago mailing address.

ARROW SALES, INCORPORATED

Western Mailing Address

P.O. BOX 3878, N. HOLLYWOOD, CAL.

Office-Warehouse: 7460 Varna Ave., N. Hollywood, Cal.

Phones: STanley 7-6005, POplar 5-1810

Central Mailing Address

2441 S. MICHIGAN AVE., CHICAGO 16, ILL.


Phone: CALumet 5-4750

(CABLE ADDRESS: ARROWSALES, N. HOLLYWOOD
TELEGRAPH ADDRESS: WUX, N. HOLLYWOOD, CAL.)

Visit our sales-showroom at 2005 EMPIRE AVE., BURBANK, CAL. Phone: VICTORIA 9-2834
In the Chicago area, visit sales-showroom at 2441 S. MICHIGAN AVE., CHICAGO, ILL.

NEW BUD Shelf Assembly

The new BUD Shelf Assembly SA-1720 is easily and quickly installed on any standard rack. Can't fall off, can't tilt . . . perfectly safe for any object placed on it. Useful as a desk . . . as work space and for many other practical purposes. Finished in your choice of black or grey wrinkle or grey hammertone at no extra cost. Here's an attractive and useful addition to your rig, see it at your distributors today!



Besides being low in cost, an outstanding feature is that no panel is needed for support. Two supporting brackets slide into tracks welded to the shelf. These brackets are punched to fit standard panel mounting strips. However, the shelf may be attached over a rack panel if so desired.

The shelf is 20" deep and 22" wide, formed from 16 gauge steel, flanged on four sides for greater strength and rigidity. The supporting brackets are made from 1/8" steel, capable of supporting any reasonable load. Over-all height of assembly is 7". Furnished complete with necessary mounting screws.

SA-1720 Amateur Net \$10.05

BUD RADIO, INC.

2118 East 55th St. Cleveland 3, Ohio



EXTRA . . . EXTRA . . .
MESSAGE FROM OUTER
SPACE TRANSLATED!

"Btsfligabob itchamug teeglebumflsk kepop allied migamoo boople moople fuddlebat allied blskft bigglebop." Thanks to the untiring efforts of the nation's greatest brains on language and cryptology, the Department of Cosmic Investigation today released a translation of a mysterious message from outer space. These strange radio signals, which have stirred the imagination of people in every corner of the earth, were translated as follows: "Hello Allied on Earth, hello Allied on Earth. This is the Red Sands Amateur Radio Club on the planet Mars. We've heard Earth Hams talking about Allied's out-of-this-world trade-in offers and we'd like to do business with you. How much can you give us on a Blskft 15-tube receiver with superdynatronic Cosmosynchrographic adapter and BFO towards an HRO-60? Give us good offer and we'll send down a saucer. Also advise if we should land saucer in your customer parking lot or at municipal airport." This first message ever received from outer space was promptly forwarded to the Communications Equipment Division of Allied Radio. . . . We'll agree that this news story is fantastic, but then, so are ALLIED's trade-in offers. If you're in the market for new gear, it'll pay you to write our Communications Equipment Division. Tell us the model number of the receiver you'd like to trade and what you want to buy—you'll be delighted with our out-of-this-world trade-in offer! By the way, our giant 308-page catalog is a must for every Ham station. If you don't have a copy, just drop a card to Allied Radio Corp., 100 N. Western Ave., Dept. 16-B-5, Chicago 80, Illinois.

(from page 50)

concern. While all this drastically important business was going on at the meeting I couldn't help eying the coffee and donuts awaiting us. But still the meeting went on and on. Someone got a 599 and the way everyone screamed you'd have thought he won \$1,000. After a lot of unnecessary talk someone finally made a motion to adjourn the meeting. My mouth was watering by this time—I could practically taste the coffee and donuts. The motion was seconded and carried, and I cheerfully bounced out of my seat, only to find everyone staring at me. It seems that this business that had just ended was only half of the agony—the rest was yet to come. Now I ask you—what could be more exciting than an hour and a half speech by Pierre Moskowitz on "Hamming in the Sewers of Paris"?

I could go on about field day and the flies and the 120° heat, the message we sent to Mother in Los Angeles that somehow got garbled in transmission (and the frantic telephone call that followed), or the time we got lost hunting a transmitter. And then there was the day I got the shock of my life across a power transformer, but you have probably been through all this yourselves.

Now that I'm beginning to realize that being married to a ham isn't like being married to any other type of a man—professional or otherwise, I'm learning to take the whole thing with a grain of salt. I haven't meant to laugh at you people, I'm laughing with all of you. You see, I too got involved in this crazy but wonderful hobby and can be reached any day or evening by calling WN5EQW on 40 meters.

Viking Kilowatt

(from page 18)

grid and transformer secondary circuits on SSB and CW by means of a relay.

Safety and Protective Provisions

A lock-type main switch (key operated) is used to energize the filaments and rear a-c receptacle, is tamper proof and prevents unauthorized use of the equipment. An interlock switch removes the a-c input when the unit is removed from the cabinet and further protection is supplied by a choke across the r-f output which prevents plate voltage on transmission line or antenna in case of blocking capacitor failure.

Two arc gaps at the r-f output and across the modulation transformer secondary prevent

(Continued on page 54)

She shot the ashes off the Kaiser's cigaret

HER name was Phoebe Mozee and she was born in Darke County, Ohio, in 1860, and she could shoot the head off a running quail when she was twelve years old.

Once, at the invitation of Kaiser Wilhelm II of Germany, she knocked the ashes off a cigaret he was holding in his mouth.

When she out-shot the great exhibition marksman, Frank Butler, he fell in love with her and married her and they were ideally happy together for the rest of their long lives.

She could handle a rifle or a six-gun with an artistry unsurpassed by that of any human being before her time or, probably, since. And when she appeared with Sitting Bull and other notables in Colonel Cody's Wild West Show, she thrilled your father and mother—not as Phoebe Anne Oakley Mozee but as "Little Sure Shot," the immortal Annie Oakley.

Annie Oakley, the poor back-country orphan girl who made her way to world-wide fame, was the very spirit of personal independence. That spirit is just as much alive in our generation as it was in hers. It is among the great assets of our people—and our nation. And it is one very great reason why our country's Savings Bonds are perhaps the finest investment in the world today.

Make that investment work for you! Increase your personal independence and your family's security, by buying United States Savings Bonds—starting now!



It's actually easy to save money—when you buy United States Series E Savings Bonds through the automatic Payroll Savings Plan where you work! You just sign an application at your pay office; after that your saving is done *for* you. And the Bonds you receive will pay you interest at the rate of 3% per year, compounded semiannually, for as long as 19 years and 8 months if you wish! Sign up today! Or join the Bond-A-Month Plan at your bank.

*For your own security—and your country's, too—
invest in U. S. Savings Bonds!*



The U. S. Government does not pay for this advertisement. It is donated by this publication in cooperation with the Advertising Council and the Magazine Publishers of America.

(from page 52)

r.f. or audio overload damage and a hermetically sealed time delay relay prevents premature plate power application. The plate circuit overload relay, which may be reset electrically from the front panel, handles momentary overloads. Fuses are used in filament, bias and screen primary circuits.

TVI Suppression

The following TVI suppression features result in an amplifier with insignificant TV harmonic output:

- 1) Completely shielded r-f amplifier which is an integrated plug-in unit.
- 2) Compartmented amplifier construction to isolate r-f fields.
- 3) Shielded meter compartment with double *L* filters in all leads.
- 4) Double *L* section filters in all outgoing amplifier leads including high voltage *B* plus.
- 5) Contact washers on control shafts for effective grounding.
- 6) Shielded leads in critical field areas.
- 7) Low inductance by-passing at appropriate circuit points.
- 8) Closely spaced shield fasteners at junction bonds.

Power and Control Circuits

The rear of the pedestal has a cutout for access to three receptacles; polarized three-wire line for primary input (210-240, 50-60 cps); 117 volt line which is energized by the filament switch and may be used to power an exciter or other equipment if desired (thus providing single switch control of all filaments); and an octal socket for relay control and audio driver leads from the exciter. Two additional cutouts permit input and output coaxial cables to run forward to the r-f amplifier. A total of six relays are employed for control with the following functions:

- 1) *Primary Power Contactor*—actuated by filament switch, controls three-wire primary input to transmitter.
- 2) *Time Delay Relay*—prevents premature application of plate voltage before filaments are up to operating temperatures.
- 3) *Plate Power Contactor*—actuated remotely from exciter or control point, applies primary voltage to high-voltage transformer.
- 4) *HI-LO Power*—switches high voltage transformer primary connections for high or low plate voltage, actuated by *Mode* switch.
- 5) *Overload*—actuated by r-f amplifier plate current, breaks plate contactor circuit in event of overload. Electrically resettable.
- 6) *Shorting Relay*—shorts secondary of modulation transformer and modulator grids on SSB and CW, actuated by *Mode* switch.

Air-System Sockets



Eimac air-system sockets are custom designed to provide adequate cooling with the most economical blower requirements for several Eimac radial-beam power tetrodes.

4-400A/4000 air-system socket is employed with Eimac tube type 4-400A. Air enters through the bottom of the socket and is guided by a pyrex glass chimney, assuring efficient cooling of the various seals. If desired, this socket may also be used with Eimac 4-125A and 4-250A.

4-1000A/4000 air-system socket is designed for use with Eimac tube type 4-1000A. Air entering the bottom of the socket is guided by a pyrex glass chimney toward the plate seal, assuring correct cooling even during maximum rating operation of the tube.

4X150A/4000 air-system socket provides adequate air cooling and high frequency circuit arrangement for Eimac 4X150A and 4X150D. Air enters the socket through the bottom and is guided by a ceramic chimney.

4X150A/4010 socket is identical to the 4X150A/4000 except that this socket is complete with grounded cathode connecting tabs.

Eimac air-system sockets and chimneys are also available as separate units.

For further information contact our Amateur Service Bureau.



EITEL-McCULLOUGH, INC.
SAN BRUNO, CALIFORNIA

The world's largest manufacturer of transmitting tubes

THE NEW GO-DEVIL

Semi-Automatic Transmitting Key

- New
 - Silver Contacts
 - Fast
 - Streamlined
 - Sturdy
 - Guaranteed
- \$12.50**
plus postage

Shipping Weight 4 lbs. \$5.00 deposit on COD orders

WHEATON RESEARCH

& Development Co.,

Wheaton, Maryland

Maryland & D. C. residents please include 25c sales tax

A toggle switch is provided on the amplifier control panel which can be used to open the plate contactor control lead so that the exciter may be tuned without energizing the power amplifier.

Four fans are used to cool the equipment. Two are mounted within the plug-in amplifier with the others mounted at the back of the modulator power section—the lower one for intake of air and the upper one for exhaust. The four fans provide a "push-pull" continuous air exchange which results in uniform cooling of all tubes and components.

It is hoped that this presentation of design considerations will be of assistance to those amateurs interested in the construction of their own equipment and will further the trend toward modern design.

Acknowledgements

The authors take this opportunity to express their appreciation to the many people within

our organization without whose assistance the development of this equipment would have been considerably more difficult. Our thanks in particular to Bill Warner who did most of the model work, trouble shooting and assisted throughout the entire project.

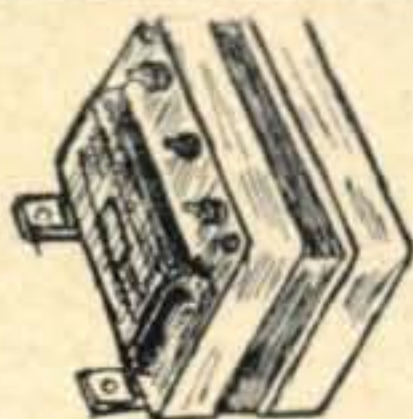
DX News

(from page 36)

will listen for W's on odd days from 0400 to 0500 GMT. A 1870 xtl has been sent him. ZC4JA runs 30 watts to a 270-foot antenna and will listen for W's on even days so as to not interfere with ZC4GF. ZC4CA will be on with 50 watts and 530-foot antenna until the end of January. ZC4PB may also be heard from. YV5DE is on 1890 or 1830 kc. with 300 watts. YV5FL has also been heard and uses VFO. TI2BX is quite in evidence on 1805 and 1830 with a Viking II. He hopes to be on every weekend, but

(Continued on page 56)

IT'S V & H FOR VERY HOT BUYS IN ELECTRONICS



GOING HI POWER? THIS IS IT! 1 KW. POWER TRANSFORMER

OUTPUT: 2350-0-2350 VAC,
350 MILS. PRIMARY 110 VAC
60 CYCLES

Size: 8" high x 7" deep x 9" wide. NEW, \$22.50
IN ORIGINAL CRATE. ONLY

TUBES LOWEST PRICES IN THE BOOK! COMPARE 'EM — AND SAVE!


OB2	\$.80	6C21	12.50	809	1.95
OD3W	1.25	6H6	.35	811	2.95
1R5	.60	6J6	.40	813	7.95
1S5	.55	6SN7G1	.69	815	2.25
1T4	.45	7CP1	2.95	816	1.00
2C39	7.50	12AT7	.70	826	.45
2C39A	12.00	81Z	2.00	829	5.00
2X2A	.75	FG154	25.00	829B	7.95
3BP1	2.75	211/VT4C	.75	832	5.00
3B24	4.50	250TL	7.00	832A	5.95
3C22	65.00	274B	1.50	836	2.50
3C24/24G	.89	304TL	4.95	837	1.00
3D22	7.50	316A	.29	854	25.00
3EP1	1.00	350B	4.00	866A	1.00
3E29	7.95	KU627	15.95	872A	1.50
3FP7	1.50	717A	1.00	954	.20
4-65A	15.00	723A/B	8.95	955	.30
4E27	8.95	726C	35.00	956	.30
4X150A	27.50	800	1.00	957	.35
4X500A	70.00	801A	.29	958A	.50
5BP1	2.00	803	1.95	1625	.25
5BP4	2.50	805	2.25	1629	.20
5C22	25.00	807	.95	2050	1.10
5Y3GT	.45	BG1A4C	40.00	2051	.75
6AC7	.60	808	1.50	BG1A4B	40.00
6AK5	.45				

Geiger TUBES. Net \$75.00. Special ea. \$40.00

NEW! OIL CONDENSERS! NEW!

2 MFD 4,000 V. G.E.	\$ 4.95	Low giveaway prices!	
4 MFD 8,000 V. W.E.	14.95	8 MFD 600 V. C.D.	\$.98
8 MFD 1,000 V. C.D.	1.89	8 MFD 2,500 V. G.E.	6.95

NOTE: Send full amount with order. Unless otherwise specified, material shipped via RR Express, shipping costs COD. Californians add 3% sales tax. All items subject to prior sale. Minimum order \$5.00.



VARIABLE VOLTAGE TRANS- FORMER POWERSTAT TYPE NO. 1126 NEW!

\$33.95

Input 115 V. AC,
50/60 cycles.
Output voltage
0-135 volts AC.
Maximum amps
output, 15 amps.
2 KVA. Overall
size 8-3/16" x
8-1/16". Com-
plete with knob
and scale. Send
30% deposit with
order. Open ac-
counts to rated
firms.

VARIAC NO. 200-C

7.5 A. MAXIMUM 0-130 V.A.C. OUT- \$12.50
PUT. Excellent cond. With knob and scale.

COMMAND EQUIPMENT!

SPECIAL! ARC-5 UHF R-28 RECEIVER \$22.50
SPECIAL! T-23 TRANSMITTER. Both

MD-7/ARC-5 P.P. MODULATOR.....\$8.95
Above ARC-5 UHF R-28 T-23 & MD- \$27.50
7/ARC-5 MOD. All 3 units only

6-9.1 MC. RECVR.....	\$ 5.95	4-5.3 MC. XMTR.....	\$6.95
190-550 KC. RECVR.	9.95	5.3-7 MC. XMTR.....	5.50
100-156 MC. RECVR.	14.50	7-9.1 MC. XMTR.....	8.95
Special! 100-156 MC XMTR.....	\$14.50		

ARC-4 VHF Less \$17.95
TRANSCIVER dyn.

NEW! PANEL METERS!

0-1 MA BASIC SIMPSON, 3" Only.....	\$3.49
0-130 VAC. WESTON, 2".....	2.69
0-3 A. RF. W.H. 2".....	3.95

V & H RADIO AND ELECTRONICS SUPPLY

Dept. Q-1

2029-2047 W. VENICE BLVD. · LOS ANGELES 6, CALIF. · REpublic 0215



WORK THE WORLD

ON A GOTHAM BEAM

We guarantee DX performance with any Gotham beam, which uses any standard transmission line. All GOTHAM beams cost a small fraction of other beams, yet give maximum efficiency. All beams assemble quickly, are adjustable over the entire band, and can easily be stacked on a single mast. Every beam complete with all hardware, fittings and castings. Full data supplied with each beam. All aluminum tubing is 61ST6 alloy, with wall thickness of .049".

S202T—Std. 20m 2-El. T match, \$24.95. 1—12' Boom, 1" Alum. Tubing; 2—12' Center Elements, 1" Alum. Tubing; 4—12' End Inserts, 3/8" Alum. Tubing; 1—T Match (8'), Polystyrene Tubing; 1—Beam Mount.

D103T—DeLuxe 10m 3-El. T match, \$25.95. 1—8' Boom, 1" Alum. Tubing; 3—6' Center Elements, 1" Alum. Tubing; 6—6' End Inserts, 3/8" Alum. Tubing; 1—T Match (4'), Polystyrene Tubing; 1—Beam Mount.

D203T—DeLuxe 20m 3-El. T match, \$49.95. 2—12' Booms, 1" Alum. Tubing; 3—12' Center Elements, 1" Alum. Tubing; 6—12' End Inserts, 3/8" Alum. Tubing; 1—T Match (8'), Polystyrene Tubing; 1—Beam Mount.

HOW TO ORDER: Remit by check or money-order. We ship immediately by Railway Express, charges collect; foreign shipments cheapest way. 10 day unconditional money-back guarantee. **FREE!** Write for complete detailed list of 36 engineered beams by Gotham. Includes model numbers, prices and contents of 6, 10, 15 and 20 meter beams.

IN CALIFORNIA:

Offenbach & Reimus Co., 1564 Market St., San Francisco.

GOTHAM HOBBY 107 E. 126 Street
New York 35, N. Y.

BACK ISSUES FOR SALE

1945—August & September

1946—March, April, May, June, July, Aug.,
Sept., Oct., Dec.

1947—Feb., June, Aug., Sept., Oct., Nov.,
Dec.

1948—March, May, June, Oct., Nov., Dec.

1949—January, April, May, August, Dec.

1950—Feb., July, Oct., Nov., Dec.

1951—All Except November & December.

1952—All Except August.

1953—All Issues. 1954—All Issues.

50c per copy
CQ Magazine

67 West 44 St. New York 36, N. Y.

GET INTO ELECTRONICS

You can enter this uncrowded, interesting field. Defense expansion, new developments demand trained specialists. Study all phases radio and electronics theory and practice: TV; FM; broadcasting; servicing; aviation, marine, police radio. 18-month course. Graduates in demand by major companies. H.S. or equivalent required. Begin January, March, June, September. Campus life. Write for Catalog.

VALPARAISO TECHNICAL INSTITUTE

Dept. A

Vaiparaiso, Ind.

must QRT at 0630 GMT. Ted uses a 210-foot long wire. YU1GM received permission to work 160 for one week, around Dec. 28. . . . Oscar, LU3EL, runs 500 watts to a quarter-wave antenna and tries to be on each weekend when summer QRN (in Argentina) permits. W4KVM/VO6 is located at Northwest Point, Labrador and runs a *Viking* to a 1000-foot long wire. Jim may be found on 1822.

GC2CNC and GC2FMV will be active from the Channel Islands. The former runs 4 watts and the latter 10 watts,

DX COMMITTEE NEWS

Roy Colwell, W6LW, has been chosen by the North California DX Club to serve on the CQ DX Committee replacing W6TT who has resigned due to business pressure.

1830 kc. . . . HB9T and HB9CM along with a few OK and HA stations have been reported working the G's. . . . VP7NG will be on 1880 with 40 watts phone/CW. Chas., VP7NM, will also be on hand every week-end. . . . Unfortunately all efforts of DL stations for special permission to work 160 have failed. . . . HR1UA professes interest in top band activities and may be on here. . . . Dave, W4ZQ, ex-W3PA, drops a tremendous signal into the Caribbean area with his 210-foot vertical BC antenna. . . . FLASH! A cable received by W3RGQ states that HK4DP will be on the air Saturdays from 0500 to 0900 GMT phone/CW. He runs a kilowatt and crystals have been sent him for 1870 and 1890 kc. . . . **TRANS-ATLANTIC TEST PERIODS:** JAN. 30th and FEB. 13th. . . . FLASH! FLASH!! VS6CQ made a top band contact with ZL1AH on Oct. 19th, 1010 GMT. VS6CQ, running 25 watts was 339 and ZL1AH received 449.

DX-ploits

Bill, W6SN, and Frank, W6SYG, cracked Mach 2.5 as they arrived at 250 together. The former snagging KC4AB and TI9UXX while the latter had help from MP4QAH and KC4AB. . . . Close behind is Al, W8PQQ, with KC4AB and HKØAI to rest on 246. . . . Neck and neck are W2AGW and W8NBK at 246 with Howy reporting KC4AB and Arkie adding MP4KAC, HKØAI and KC4AB.

By courtesy of LU5AQ we can spot the country location of any LU-Z Antarctic station operating in 1954 as follows:

South Orkney Islands—Any LU-Z calls ending in the letters "A" or "M".

South Shetland Islands—Any LU-Z call ending in the letters "C", "I", "O", "S" or "T".

Continental Antarctica—Any LU-Z call ending in the letters "B", "H", "N", "D", "P", "J", "E", "K", "Q", "L", "F", "R" or "U".

. . . Ed, W6TS, goes to 237 with eleven additions which include VP2DC, VS4RO, HKØEV and EA9DF. His XYL, Maxine, W6UHA, keeps pace by adding thirteen to reach 223 with such as FY7YE, LZ1KDP, Y12AM, HKØCV and VP5AE (Turks and Caicos). . . . Al, W6GDJ, ups to 235 with KC4AB, FQ8AX and ZDZDCP while VK2ACX heads the VK membership by reaching 230 with MP4QAJ, EA9DF, VS4HK and VS5KU. . . . Horace, W6TI, continues his slow but sure voyage to the top by snagging KC4AB for No. 226 while Roy, W6LW, slides over the 200 barrier with VK1DY, ZD6BX, VQ6LQ, KC4AB and OY2Z to rest on 201. . . . Thor, W6LN, comes up to date with eighteen additions giving him an even 200. . . . Bob, W3EPV, hits 254 thanks to KC4AB as Howy, W2QHH, QRP'ed his way

to 226 with KC4AB. . . . Bob, W4GG, inspired by overdue cards from EA9DD and VP2GRO went on to reach 216 with MP4BBL, ZS8D, ZD6BX, etc.

Ren, W3KDP, upped to 205 with ZD6BX and VK1AC while Buck, W4RBQ, topped the 200 marker with VQ6LQ, VK1AC and KC4AB to rest on 202. . . . A new list from Len, W6WO, puts him on 179 as Clay, W6LGD, rises to 172 with KC4AB, FQ8AX, and ZD2DCP. . . . Val, VE3LJ, marks time at 167 after keying with YI2AM, OD5AV, VQ6LQ, CR5AC and FM7WP. . . . Rip, W4EPA, goes to 166 with F9QV/FC and LU8ZS while Jim, W5FXN, hits 172 with OD5XX, VS4RO, VS1YN, VS2EB, KC4AB, HKØAI and MP4BBL. . . . EA9DF moved Bill, W2HAZ, to 115. . . . In the phone section Don, W6AM, went to 176 thanks to VQ6LQ and W3EVW moved to 167. . . . K6ENL, XYL of W6LGD, celebrated her departure from the novice ranks by quickly rolling up a 33-country, 20-zone total. . . . W7UYE went to 21 with CE3AG, DU7SV and KV4AA. . . . On 21 Mc. DL7BA is up to 107 while DL7AP has nabbed 102. . . . VK4YP was ZA1BB's first VK QSO. . . . W6VFR, W6CYI and W6NZW snagged MP4QAH.

W1WLW hooked VP8AA, ZS3KG, CR7AF and HB1MX/HE to reach 112. . . . HRIAT rec'd TTI, KZ5-25 and WACE Certificates. . . . HB1MX/HE was No. 131 for K2BZT. . . . The Delano Club Station, K6BLL made 750 contacts in all sections during the recent SS contest. . . . VK4YP, Pat, ex-VK3YP, shows a country total of 108 to show for six weeks work at the new QTH. . . . W4ZAE ups to 108 with such as VQ6LQ, F9QV/FC, FY7YZ and ZD2DCP. . . . Doug, W9UKG, went to 117 with HI6TC-(A3), FQ8AG, LU9ZM and FY7YZ. . . . Max, W6ALQ, had no trouble pulling in ZD2FFB, EA8BF, VQ4BNU, VQ4EZ, IS1CYN, LZ1KDP, JZØKF, SP9KAD, YO3RF, ZP5GM and HI8WA on 14 Mc. . . . DX Ranger Certificates have been awarded by the West Gulf Club as follows: No. 1, CE3DZ; No. 2, OY3IGO; No. 3, VK1BS; No. 4, VS2EB; No. 5, EL2X and No. 6 to JA1CR. Contacts for this award must be made AFTER Jan. 1, 1953. . . . After a Summer QRT, Bob, W4TYE, went to 71

with such stuff as FG7XB, CX5CO, ZS5AM and LA3C on 14 while 7 Mc. accounted for EA5BS, IIT, LU1MC, ZS3HX and many others. . . . Joe, W8KBT, hit 21 Mc. with his *Viking II* and is up to 57 with IITOB, EA7DK, VP1GG, ZE3JJ, GD3ENK and ZS1BV. . . . W6WO contacted one XG6A who claimed to be on Guanto Island in the Gulf of Mexico. Says QSL via LMRE (????). . . . JA1SR reports that ZS8 skeds ZS5QU around 1300 GMT on 7030. . . . JA4BB looks for Vermont to complete WAS.

FLASH!!

W2AH, who contacts ASCENSION ISLAND via commercial circuit, advises us that ZD8AA expects to be on the air some time in January. He will run 65 watts to an 813.

Here and There

Phil, W6AFI, is on again after switch of QTH's from Berkeley to Livermore. . . . KV4AA logged visits from W2NBT and XYL Elinor, WP4ABD and W2AOX. . . . W3WAF seeks Utah QSO and may be found on 7006 kc. . . . KR6AA has returned to Ft. Benning, Ga. and Doc should now be heard signing W4VE again. . . . 4S7NX needs an XE QSO to complete his WAZ. . . . LU3HR got his first VK when VK4HG was snagged. . . . W2QHH has new *Viking Ranger*. . . . 5A2FA is QRT awaiting a 3V8 call. . . . Tom, VP9BZ, is W4MFR. . . . The *SHAPE*, F7, Club has been disbanded and QSL's should go via F7DZ (See QTH's). . . . We hope that Bayard, W3AYS, has now completely recovered from his recent illness. . . .

(Continued on page 58)

ORIGINAL VAARO MOBILE PRODUCTS NOW MADE BY DAVIS ELECTRONICS



ORIGINAL VARIABLE SINGLE UNIT COIL

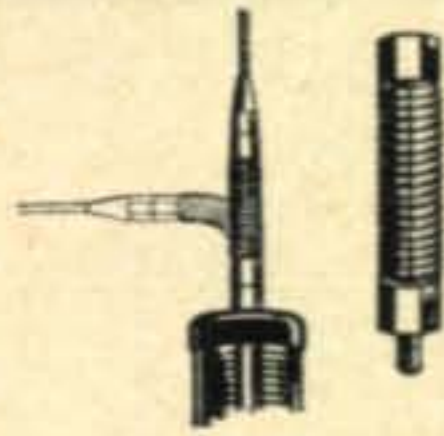
For 75-40-20-15-11 and 10 METER BANDS. NOW IN THE 1955 DESIGN with the NEW, IMPROVED "DUAL CONTACT" between the coil windings to provide a greater, more positive, more efficient contact. Coil can be INSTANTLY TUNED to ANY DESIRED BAND or FREQUENCY by ingenious locking device. Factory pretuned. Continuous coverage from 3750 kcs. to 30,000 kcs. Highest "Q" available. Fits all whips and bases.

- MODEL V-102B—for 0 to 500 watts input **\$14.95**
- MODEL V-103B—for 0 to 1000 watts input **\$16.95**



VAARO BUMPER MOUNT Eliminates cutting holes in your car. Fits any antenna and car bumper. BUMPER CURVATURE INSERT exactly fits your make and model of car. Socket dimensions: Standard 3/8" x 24 thread. Has .500 thick fibreglas disc of top dielectric material. MODEL V-105. Cast aluminum. Hammertone baked enamel, **\$13.95**

VAARO "WHIP FLEXOR" keeps whip perpendicular at high speeds—thus no change in loading or impairment of reception. Cuts down bad "QSB" action on receiving end. Whip can be brought into horizontal plane for car storage, etc. Has strong cadmium-plated square steel wire spring. Only **\$3.95**



The DAVIS-VAARO Line also includes: FIBREGLAS WHIPS—6' \$8.50, 7' \$8.75, and 8' \$8.95. Also BASE SECTIONS (Solid Hex); 12" \$3.75. 24" \$3.95. 36" \$4.95.



VAARO "WHIP CLAMP" — Securely fastens to roof water-drain of any car without damage to finish. Fastens whip securely down to car roof level for storage, low wooded areas, etc. Solid brass, chrome plated—with Allen Wrench, **\$1.79**

DAVIS ELECTRONICS
VAARO ELECTRONICS DIVISION
 P. O. BOX 1247 BURBANK, CALIFORNIA

C-1

VAARO DIV., DAVIS ELECTRONICS
 BOX 1247, Burbank, California

SIRS: RUSH INFORMATION TO ME AS CHECKED:

Send CATALOG INFORMATION and DATA on VAARO MOBILE ANTENNA EQUIPMENT.

Send Address of NEAREST AMATEUR JOBBER.

Name _____

Street _____

City _____ State _____



\$1.50

Single Sideband Techniques

by Jack N. Brown, W3SHY

Wish we could say that we suddenly thought we'd better put something out on this subject—but, sorry—we just can't.

Carefully written, prepared and edited, this book required six months to assemble. Regardless of whether you know quite a lot about SSB, or absolutely nothing—this is the text that covers it all—from start to finish. Half of the book is devoted to pieces of SSB equipment that you can build.



\$2.00

Radio Amateurs' MOBILE HANDBOOK

by William I. Orr, W6SAI


The only practical handbook on the market today on the subject of Ham mobile installation, operation and maintenance. Not just talk and theory, but complete text and schematics on converters, receivers, power supplies, antennas and transmitters. Thousands have already been sold and are in the hands of the mobile operators that really "get out." Just about at the point where we can say, "only a few copies left." Get yours today.

CQ Yearly Binders Stamped or Plain

Wondering what to do with your loose copies of CQ? That's easy. Get a CQ binder at a ridiculously cheap price and have them at your fingertips. Why dig around under the desk, or in some old box to find an important CQ schematic? Put your CQ issues immediately in a steel reinforced red fabric binder and keep them orderly and handy. When ordering be sure to specify whether you want yours stamped for a particular year, or just plain.

\$3.50

each



CQ-2

CQ Magazine

67 West 44th Street, New York 36, N. Y.

I enclose \$_____ for which please send me:

_____ copies of your "Mobile Handbook" at \$2.00/copy.

_____ copies of your "SSB Techniques" at \$1.50/copy.

_____ CQ Yearly Binders. Years to be stamped

_____, _____, _____, or plain .

All New York City purchasers please add 3% sales tax to above items.

My correct address is: (Please Print)

_____ (name) _____ (call)

_____ (street or avenue)

_____ (city) _____ (zone) _____ (state)



HARVEY

**NOW OFFERS A
TIME PAYMENT
PLAN** ON PURCHASES OF
\$150.00 OR MORE
UP TO 12 MONTHS TO PAY

Write for full details.

**ALSO ASK FOR HARVEY'S
1955 HAM CATALOG
IT'S FREE!**

HARVEY ESTABLISHED 1927
RADIO CO., INC.

103 W. 43rd Street, New York 36, N. Y.

Judson 2-1500

Keep your Shack

Neat

with a

BOUND VOLUME

You'll appreciate the handy convenience of this compact volume of the 1954 issues of CQ magazine handsomely bookbound in tan colored cloth . . . distinctive gold foil lettering embossed in a black panel strip . . . available NOW!

\$7.95

in U. S., Canada
and

Pan-American
Union. Others,
\$1.00 more.

Limited quantity of 1953 volumes available.

Immediate delivery on all orders.

CQ MAGAZINE

67 West 44th Street, New York 36, N. Y.

For Sale:

FOR SALE: Receiver covering four short wave bands. Including coils, headphones, tubes, 90-volt battery plus 3-volt battery. Factory built ready for operation and never used! \$17.95! Rush Money Order to: Sussman, 6084 Jeanne Mance, Montreal 8, Quebec.

FOR SALE: Late Hallicrafters S-76 \$125.00. TV Set suitable monitor \$30. W4API, 1420 South Randolph, Arlington 4, Virginia.

SELL: NC-183-D & speaker, \$185. NC-240D & speaker, \$165. NC-101X, \$85. HT-9, \$95. 32V-1, \$375. 32V-3, \$575. Want ARC-1, BC-610, ART-13, 75A-1, DY-12, ARN-7, TDQ. Tom Howard, W1AFN, 46 Mt. Vernon St., Boston 8, Mass., Richmond 2-0916.

ALL-BAND, PHONE/CW, 25-watt transmitter. Pi-network ideal for Novice. All tubes, power supply, perfect condition: \$25. Karl Thurber, 1610 Metropolitan Avenue, New York 62, N. Y.

SELL: NC-100XA, with speaker, \$50.00. K2EXP, Stony Brook, N. Y.

SURPLUS—RG-8/U Cable 100 ft. \$5.95; 250 ft. \$13.25; 500 ft. \$25.00. New connectors—PL-259 and SO-239 5 for \$2.00. New oil-filled condensers—600 WVDC—2 mfd 69¢, 4 mfd 90¢, 7 mfd 95¢, dual 8 mfd \$1.95; 1000 WVDC—1 mfd 69¢, 2 mfd 90¢, 4 mfd \$1.59, 8 mfd \$3.25. AN/APS-13 420 MC Transceiver with 17 tubes \$15.50. Postage extra. Request new bargain bulletin. Visit new store for thousands of unadvertised bargains. Wanted to purchase—surplus radio equipment, Navy synchros. Lectronic Research, 717 Arch St., Philadelphia, Pa.

SELL: Several Triplett Model 3441 Oscilloscopes. New. Perfect condition. \$169.50. Wayne Faith, W8AOV, Montpelier, Ohio.

FOR SALE: HRO-60 receiver. In A-1 condition, complete with matching speaker, six coils ABCDEF. Best offer over \$400. Will ship anywhere in the U. S. WNØVKI, 2558 Ida Street, Omaha, Nebraska.

ARC/1 CHANNEL MOTOR brush caps 25¢. ARC/1 coupling shafts short & long \$1.25 each. We will duplicate other samples. HRO-7. receiver 4 coils speaker mounted top cover, good condition. S. Giammanco, 74 St. Laurent Dr., Clarktownship, New Jersey, Rahway 7-8298.

FOR SALE: Complete Ham Station 30K, HRO 50, 32V-2, panadapter, mobile gear, meters, just about everything for Ham station. Write for list. Erv. Rasmussen, W6YPM, Box 612, Redwood City, Calif.

30 ft. triangular galvanized STEEL TOWER complete with 3-element plumbers delight 20-meter beam with gamma match, rotator and two selsyns. Used less than one year. Can be seen at 36 Van Schaik Road, Wyckoff, New Jersey, or contact Gene Yost, W2FMN, 163 West Prospect St., Waldwick, N. J. \$250.00.

FREE LIST! New and reconditioned receivers, transmitters, etc. One hundred big bargains every month. Highest trade-in allowance. Write today! Dossett, W9BHV, 855 Burlington, Frankfort, Indiana.

NEW RK-4D32—\$10.00. W4KGR, 2401 Parkway Drive, Winston Salem, N. C.

EXTREMELY EFFECTIVE twenty-meter rotary beam employing folded dipoles driven out of phase. Full size beam; exceptional mechanical strength. Literature upon request. Apex Antenna Company, WØEHF, 2558 Ida Street, Omaha, Nebraska.

BC-610 complete with 614 Speech Amplifier Antenna tuner, TVI 100%, B&W final coils, 807W, \$500.00. Will consider B&W, Viking or Collins in trade. W. M. Fryer, W4HKT, 225 No. Green, Henderson, Kentucky.

TRANSMITTER KITS. 75 watts CW, Bandswitching, 160 through 10, \$44.95. 25-watts \$19.95. Write for descriptions of these outstanding performers. Hart Industries, 467 Park Ave., Birmingham, Michigan.

CW TRANSMITTER—50 to 150 watts—Good for Novice. 6AG7—6V6—PP 807's—6Y6 Clamper tube. Four position crystal selector. Completely metered. With tubes and 80M coils—\$40. Five 872A's—\$3 each. Two 4-125A's—\$10 each. One 810—\$5. All tubes in original cartons. Webster 33 1/3 RPM record changer—\$15. Free delivery 50 miles. W3URR, 1601 Phila. Pike, Wilmington 3, Del.

Classified ADS

PORT ARTHUR COLLEGE. Port Arthur, Texas, provides training in radio, radar & television necessary to pass FCC exams for phone and tel. licenses. 12-14 months. Start any level, low tuition with board & room at cost in dorm. Advanced students on-the-job KPAC (500-watt station) training. Approved for Veterans. Write "Registrar" for catalog and info. New courses start every 5 weeks.

FOR SALE: Collins 32V-3, Like new—\$590.00; Also 500-watt modulator, using 810s—1 KW modulation transformer—\$45.00; 2500 volt DC at 500 mils power supply—\$70.00; 3000 volt DC at 500 mils supply—\$90.00; Push-Pull 4-125A's all band final, completely encased with 7 meters and integral grid and screen voltage supplies—beautiful—\$225.00; Also high power triods and other equipment. Write for list. Tom E. Davis, Box 5, Willmar, Minnesota, WØSW.

FOR SALE: HRO-50T, ABCD Coils, extra bandsread dial strips, unmounted 12-inch speaker, works fine, \$220.00 FOB; Simpson TV field strength meter, new condition, \$50. W9PYT, 2175 Brentwood, Northbrook, Ill.

FOR SALE: Sell BC-221-J, SX-28, BC-652, BC-453, TBS-50, Commercial mobile radios. Mel Stricker, 65 Southern Ave., Dorchester, Massachusetts.

MOVING must dispose of Ham gear. Elmac and Gonset transmitter and receiver. 5300 VCT @ .775 AMP, tubes, other transformers and parts. Radio magazines and radio correspondence courses. Send for list. Frank Guetter, W9LHM, Orland Park, Illinois.

REAL BARGAINS; New and reconditioned Collins, National, Hallicrafters, Hammarlund, Johnson, Elmac, Barker & Williamson, Gonset, Morrow, Babcock, RME, Harvey-Wells, Millen, Meissner, Lysco, Sonar, Central Electronics, all others. Reconditioned S40A, \$69, S40B \$79, S76 \$129, SX71 \$159, NC57 \$59, NC98 \$119, NC125 \$129, HRO50T \$269, HRO60 \$389, SP400X \$259, HT20 \$299, 32V1 \$345, 32V2 \$445, 75A2, 75A3, Viking I, Viking II, HT9, NC183D, many others cheap. Shipped on approval, easy terms. Satisfaction guaranteed. Write for free list. Henry Radio, Butler, Missouri.

FOR SALE: Best offer buys Hunter Cyclemaster and modulator unit. Excellent cond. WØTWX, Iowa City, Ia.

GELOSO VFO units used in W6SAI article, October, CQ, being imported, \$35, tested & calibrated, without tubes. Gilfer Associates, Box 239, Grand Central Sta., N. Y. 17.

FOR SALE: Deluxe 1 KW plus. Two complete finals for 4-125's or 4-250's covering 80-40-20-10 including antenna tuner. Modulated class B pair 810's with clipper. Commercial speech amp. Separate heavy duty power supplies for final, modulator, grid and screen. All contained in two 7-foot cabinets with some room to spare. Good high grade parts, over \$1200 worth. Will sell for \$500. James C. Bailey, W9CLP, Macomb, Illinois.

GOING SSB: Complete mobile rig. TBS 50-D with VFO, wired relay push-to-talk \$110.00; Heavy duty surplus 6v. dynamotor with relay, filter, wired for TBS 50, 400v 250ma, \$35; Elmac PMR 6A mobile recvr \$95; VHF 152A \$40; Millen 90810 VHF Xmtr \$60; Gonset 2-meter converter \$28.50; Gonset 2 meter pre-amp \$15. W6JYA, 215 32nd Ave., San Francisco 21, Calif.

BARGAINS: WITH NEW GUARANTEE: R9-er \$14.95; Gonset Triband \$29.95; S-72 \$59.50; S-38C \$35; S-40 \$65; NC-57 \$65; RME-45 \$99; Lysco 600 \$109; S-27 \$99; SX-43 \$129; S-76 \$149; SX-71 \$169; SX-42 \$189; HRO-50 \$275; HT-17 \$32.50; EX Shifter \$39; Globe Trotter \$49.50; Harvey Wells Sr. \$69; DeLuxe \$79; Viking I \$209.50; New SS-75 \$189; early HT-9 \$139; Globe King \$275; 32V1 \$395; 32V2 \$475; 32V3 \$575. Free trial. Terms financed by Leo, WØGFQ. Write for catalog and best deals to World Radio Laboratories, 3415 West Broadway, Council Bluffs, Iowa.

32V2 COLLINS TRANSMITTER 41 hours total log time. New condition \$400 cash. John Peters, R #1, West Bath, Maine.

BUY SURPLUS Radio Receivers, Transmitters, etc., from Government. List \$1.00. Box AT 169, East Hartford 8, Conn.

GONSET COMMUNICATOR II cheap for cash. Also Communicator VFO, Gonset Super Six, Gonset Commander Transmitter, Gonset VFO, Gonset 2-meter converter. All guaranteed like new. W1KTJ, R. T. Graham, P. O. Box 23, Stoneham 80, Mass. ST 6-1966.

ALL MODELS ELMAC equipment in stock. Dow Co-ax Relays, Gonset, etc. 6 and 12-volt Dynamotors. W3HDT, Bob Wolfe Electronics, 2506 East Hoffman St., Baltimore 13, Md.

TRADE: Latest Bessa II, Ikoflex la cameras, 4x5 enlarger, darkroom equipment for ham transmitting gear, beams, hi fi gear, etc. Marcel Valois, B-488, Covington, La.

Will trade high voltage power supply components for 22 automatic pistol or 20 gauge pump shot gun. W7CSD, 1606 Clifford, Pullman, Washington.

Will trade COMPLETE 300-WATT RIG less VFO for complete mobile rig. WØMDV, Bloomfield, Missouri.

Sale or Trade: Federal xmitter, Eco, 813's, 600 watts; Polymeter; Chanalyst; BC-221-AK; and parts up to gallon size. W5KUZ, 1422 Woodland, West Monroe, La.

Will trade WARNER PLASTIC laminating press with some supplies and laminating course in perfect condition (used very little); for receiver. HQ-129X, SX-71 or equivalent. Arnold Tudor, 121 E. Warren St., Lebanon, O.

QSL Cards:

QSLs—SWLs! Quality cards and reasonable prices. Samples 10¢. MALGO PRESS, 1937 Glendale Ave., Toledo 14, Ohio.

Quality QSL's. Samples 10¢. Lee W5CZA, Box 7171, Oklahoma City, Oklahoma.

QSLs—"Brownie" W3CJI, 3110 Lehigh, Allentown, Pa. Samples 10¢, with catalogue 25¢.

QSL's—None Better! Craig Print, Box 157, Newark, Arkansas.

QSL's TWO COLORS, \$2.00 hundred. Samples for stamps. Rosedale Press, Box 164, Asher Sta., Little Rock, Ark.

QSL's—America's Finest!!! Samples 10¢. C. Fritz, 1213 Briargate, Joliet, Illinois.

DELUXE QSL's. M. Vincek, W2LNT, 117 Center St., Clifton, New Jersey. Samples dime.

QSLs?? "AMERICA'S FINEST" samples 25¢ (refunded). Sackers, W8DED, Holland, Michigan.

QSL samples, dime, refunded. Gale, W1BD, Waterford, Connecticut.

Beautiful QSL cards free. World Printing, 166 Barclay Ave., Clifton, N. J.

QSLs. Samples—dime. Print Shop, Corwith, Iowa.

QSLs: New! Unusual! Different! 3 colors—\$3.85 per 100. Two-day delivery. Satisfaction guaranteed. Rush order—get pleasant surprise. Fred Constantine, Bladensburg, Maryland.

QSLs. Same day service. Samples. Besesparis, W3QCC, Box 66, Frackville, Pennsylvania.

QSL's! Modern. Better Quality Designs. Samples 10¢. Tooker Press, Lakehurst, New Jersey.

QSLs. Why Fight It? The "Super-speed Special" is the card you need. Dozen samples 10¢. W9AYH, Dept-C, 12811 Sacramento, Blue Island, Illinois.

There's Something
NEW under
the Sun!



THAT GOOD
OL' FLORIDA
SUN WE
MEAN...

ELECTRONIC SUPPLY

61 N. E. 9th ST. MIAMI 32, FLA.
The HAM HQ For the South

IN STOCK

Immediate Supply

ALLIANCE • B & W • BURGESS • CESCO
COLLINS • E. F. JOHNSON • ELECTROVOICE
ELMAC • GONSET • HALLICRAFTER
HARVEY-WELLS • HAMMARLUND
HYLITE • MILLEN • MOSLEY
NATIONAL • PETERSEN
RADIO SPECIALTIES (Short Beams)
RCA • R.M.E. • SONAR • STANCOR
SYLVANIA • TELEPATCH • TELREX
TURNER

WE OFFER HIGH TRADES

Phone 9-4512 . . . Teletype MM 186-X

Write For Further Information (FRANK WAICE)
Electronic Supply • 61 N.E. 9th St., Miami 32, Fla.

On EZ PAYMENT PLAN
 HAM FLYER
 ADD TO MAILING LIST

NAME _____
ADDRESS _____
CITY _____

Wanted:

WANTED: Ham equipment under \$100.00. New England, New York area. W1VJY, 2414 Washington St., Roxbury, Massachusetts.

WANTED: 25-watt modulator, also 2-meter transceiver described in QST, April 1954. K2GKK, Don MacDonald, Route 1, Lakewood, New York.

WE WANT YOUR USED GEAR. Highest trade-in allowance on National, Hallicrafters, RME, Hammarlund, Gonset, Morrow, Johnson, etc. Write or call, C & G Radio Supply Co., 2502-6 Jefferson—Br. 3181, Tacoma 2, Wash.

WANTED: #1 or 2 Gonset Communicator, at once. Just received my Novice and wish to work on my General. Glenn C. Bream, 145 Seminary Ave., Gettysburg, Penna.

CASH PAID for BC-610-E xmtrs., BC-614-E Sp. Amplifier, BC-939 or 729 ant. tuning units—also BC-221 freq. meters, TCS and others. Amber Co., 393 Greenwich St., New York 13, N. Y.

TOP DOLLAR PAID FOR ART-13's, dynamotors, parts, racks and all other component parts. Write: HARJØ Sales Co., 4109 Burbank Blvd., Burbank, Calif.

WANTED: APR-4, APR-1, APR-5, ART-13, ARN-7, BC-610, BC-614, BC-939, BC-348, BC-342, BC-312, ARC-1, TCS, RTA-1B, ARC-3, BC-221, LM, TS Test Equipment, CU-25, TDQ, TAJ, Teletype, Boehme, DY-12, RA-34, TS-174, TS-173, 32V, 75A. Will take any surplus or amateur equipment in trade for new Johnson Viking, Ranger, Barker & Williamson, Hallicrafters, Hammarlund, National, Gonset, Elmac, Central Electronics, Telrex, Fisher, Pentron, etc. Write to Alltronics, Box 19, Boston 1, Mass. Richmond 2-0048. Store: 44 Canal St., Boston, and 60 Spring St., Newport, R. I.

WANTED: A complete CREI Radio-Television or Television Engineering correspondence course. Standard 5-6 foot enclosed steel rack. Complete commercial ten-meter mobile rig for sale. Arden Ebert, WØWTE, 101 North Garth Avenue, Columbia, Missouri.

WANTED: Chicago BD-1, BM-1, equivalent quality xfmr; TMA-150A, 100DD70, 100ED45 capacitors; 8mf 600v oils; 10h 200ma chokes; Panadapter; AC, H, J coils for HRO50; parts from dismantled BC station equipment. Cash or swap. Ed Howell, W4SOD, Lumberton, N. C.

AN/APR-4 receivers and tuning units urgently needed! Engineering Assoc., 434 Patterson Road, Dayton 9, Ohio.

TECHNICAL MANUALS WANTED: We need Sig. Corps, Navy and Air Force stock catalogs; Maintenance and Instruction TM's for war surplus equipment. Amber Co., 393 Greenwich St., New York 13, N. Y.

Miscellaneous:

Pass amateur theory exams. Check yourself with sample FCC-type questions & novice & general class examinations. All for only 50¢. American Electronics, 1203 Bryant Ave., New York 59, N. Y.

10, 15 & 20 METER BEAMS, Aluminum Tubing, etc., Perforated Aluminum Sheet for shielding. Radcliff's, Fostoria, Ohio.

TEST EQUIPMENT repaired and calibrated by factory staff. All makes. Hickok, Simpson, Triplett, Heath, etc. Prompt service. Low factory prices. Our nineteenth year. Douglas Instrument Laboratory, Norfolk Avenue & Shetland, Boston 19, Mass.

RECORDING FANS! Swap tapes everywhere. Details free. Box 1404-C, San Francisco 1, Calif.

BAPTIST PREACHER-HAMS LIST being revised again. Send name, pastorate, operating habits; be included; get copy free. Rev. Wes Miller, W5QNK, First Baptist Church, Chelsea, Oklahoma.

WORLD RADIO HANDBOOK, 1955 edition, \$2.00 post-paid. Gilfer Associates, Box 239, Grand Central Station, New York 17, N. Y.

LAPEL PINS—Neat and professional looking—only 35¢. Your call engraved in white on black, black on white or white on red background, plastic, 3/8" x 1". W2SPV, 4309 Willis Ave., Merchantville, N. J.

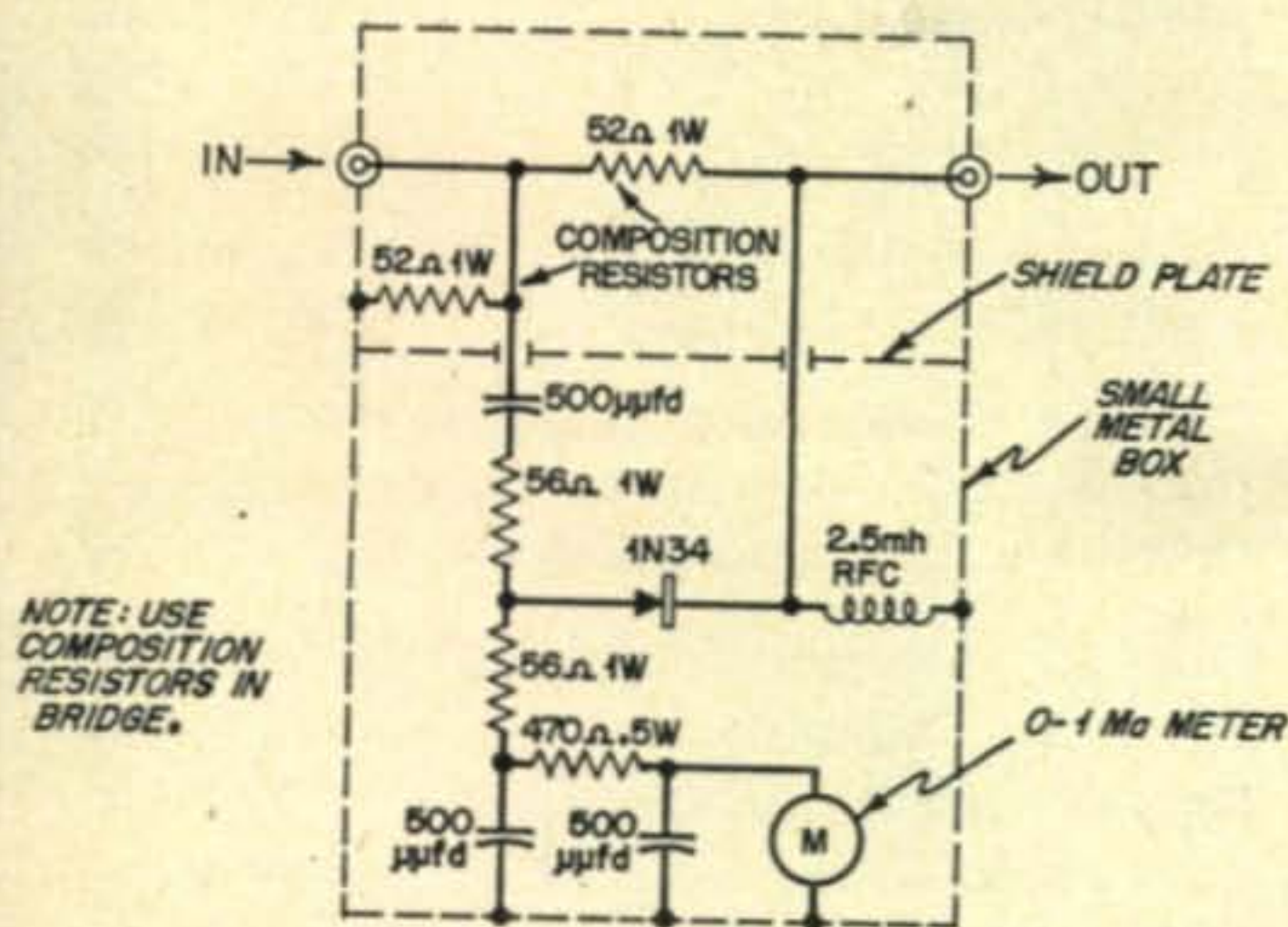


Fig. 9. Simple SWR measuring bridge for use with 52-ohm coaxial lines. A watt or two of r.f. at the operating frequency is applied to the "in" connector, and the r.f. level adjusted for full-scale meter deflection. The antenna coaxial line is then attached to the "out" connector. For SWR of less than 1.5:1.0 the meter should drop to 0.1 of a full scale reading.

4 feet between the two beams. A SWR check showed that the two beams detuned each other about 200 kilocycles. Oddly enough, the 20-meter beam was detuned to a lower frequency, while the 15-meter beam was detuned to a higher frequency! It was as if bringing the two beams together physically actually pushed them apart, electrically speaking.

The beams were used for a month or so, but the degradation of performance on each band was very noticeable. Over the objections of the

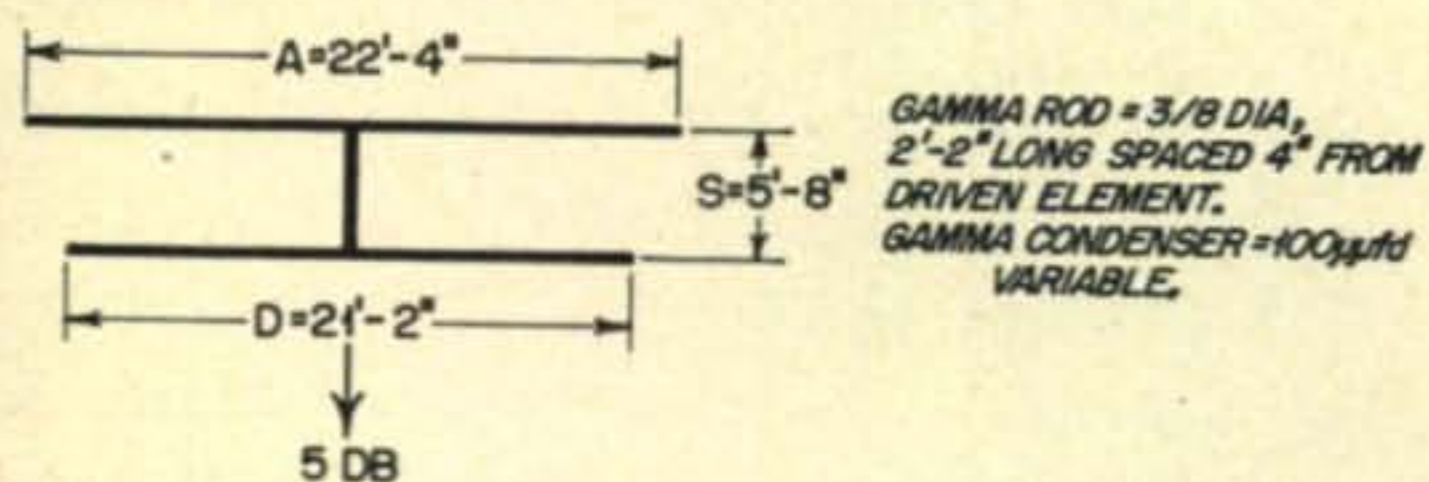


Fig. 10. Suggested dimensions of a 2-element 15-meter beam antenna.

XYL, a second tower was procured, and the 15-meter beam erected on it. It immediately began to "bore a hole" in the band. It is obvious that a little more thought must be applied to the problem of stacking two beams on one tower.

In any event, the operation of the beams proved the original contention: a 2-element beam is an excellent DX antenna for those who prefer not to decorate their house with a full sized 3-element wide spaced beam. Try it! I know you will be pleasantly surprised with the results.

SURPLUS BARGAINS

MINIATURE METER

0-500 Microamps, 1 1/2" scale, Bakelite case. An accurate tiny meter ideal for GD meters, SWR Bridges, etc. **\$3.77** EA. BRAND NEW 3 for \$9.57

AMERTRAN PLATE TRANSFORMER

Pri. 115 V. 60 cy. Sec. 1120-0-1120 Volts @ 650 ma, CCS. Full cast aluminum case. **\$14.97** BRAND NEW

OIL CONDENSER SPECIALS

Brand New. Ceramic Ins.

1 MFD 3000 VDC	\$1.87	4 MFD 2000 VDC	\$3.97
6 MFD 1500 VDC	2.27	2 MFD 2500 VDC	3.97
2 MFD 2000 VDC	1.57	4 MFD 2500 VDC	5.57

G. E. RELAY CONTROL

(Ideal for Model Controls, Etc.) Contains a sigma midget 8,000 ohm, relay (trips at less than 2 MA), high impedance choke, bi-metalstrip, neon pilot and many useful parts. The sensitive relay alone is worth much more than the total low price of **\$1.27** Each 10 for **\$9.87**

MOBILE RELAY

6 VDC Coil SPST. 30 amp contact for Dynamotor starting plus extra contacts for silencing receiver, SPST normally closed. Made by Struthers Dunn. Specially priced at **87¢ ea.**

WIRE WOUND RESISTOR KIT, 25 popular assorted—5, 10, 20, 50, 100 watt Kit **\$1.97**

MOBILE DYNAMOTOR

6 Volt DC Input, 425 Volts @ 375 ma Output. Made by Elcor and Pioneer **\$27.97** ea.

NON-INDUCTIVE RESISTORS

9 ohm 100 watt Carbon. Use in combination for any values. 6 for **\$1.47**

Min. Order \$3.00—25% with Order—F.O.B. New York.

PEAK ELECTRONICS CO.

66 WEST BROADWAY, NEW YORK 7, N. Y. PHONE WORTH 2-5439

NEW! FREE CATALOGUE!

For bargains in surplus that can't be beat GET YOUR FREE COPY TODAY! MONTHLY SPECIAL: 2 SPEED HOBBY MOTOR. With oscillating arm. 12 or 24 VDC or 110 VAC.....\$3.95

J. J. GLASS ELECTRONICS CO.

1624 S. MAIN ST. LOS ANGELES 15, CALIF.

8 WIRE CONTROL CABLE

Two No. 16, Six No. 20 tinned copper, rubber insulated coded leads. Waterproof rubber jacket. Woven tinned copper armor shield overall. Dia. 7/16 inch. Continuous lengths up to 400 ft. Minimum order 100 ft. Shipped Express only, charges collect, F.O.B. Chicago Warehouse. PRICE **6c ft.**

TRANS-WORLD RADIO-TELEVISION CORP.

6639 S. ABERDEEN ST. CHICAGO 12, ILL.

AN/APR-4 COMPONENTS WANTED

In any condition. NEW HIGH PRICES. Also top prices for: ARC-1, ARC-3, APR-1, APR-5, etc. Frequency meters TS-173, 174, 175, 323, etc., and other "TS-" and standard Lab Test equipment, especially for the MICROWAVE REGION; ART-13, BC-348, BC-221, LAE, LAF, LAG, and other quality Surplus equipment; also quantity Spares, tubes, plugs and cable.

ENGINEERING ASSOCIATES

434 PATTERSON ROAD DAYTON 9, OHIO

ATTENTION HAMS

We are anxious to secure Frequency Meters such as BG-221s, TS-173s, TS-174s, TS-175s, TS-323s, TS-186s. Please send a complete description to Weston Laboratories, Box 407, Littleton, Massachusetts.

we can deliver from stock

the new PANADAPTOR MODEL PR-1



the eyes of your modern receiver

The new smart-looking PR-1 has sufficient compensation available to provide wide-view Panoramic reception with modern receivers featuring high selectivity. Operates with receivers having an IF of 450 kc-470kc or 500 kc.

The PR-1 offers visual monitoring over a band of frequencies up to 200 kc, let's you "see" . . . everything from the other fellow's frequencies in three-way or round robin QSO's to replies to your CQ's. You see it all on a 3-inch CR Tube which also simplifies frequency setting and station monitoring, facilitates network operations, assists in making adjustments of transmitters and antenna, enables identification and interpretation of transmitter signal characteristics (your own and others), selects QRM-free spots for sending and listening.

Features • Visual displays up to 200 kc. wide • 3-inch Cathode Ray Tube • Phone output for use of PR-1 as a second unisignal aural receiver • Cathode Ray Tube connection for use as external 'scope.

ONLY \$199.75 Net

**When ordering specify model
of your receiver and I.F.**

NEO-TECH PRODUCTS, INC.

12 So. Second Ave. • Mount Vernon, N. Y.
Mount Vernon 4-3970

CQ Ad Index

Allied Radio Corp.....	52
Arrow Sales, Inc.....	51
Arvy Antenna	58
Barker & Williamson.....	48
Bud Radio, Inc.....	52
Chicago Standard Transformer Corp... 1	
Collins Radio Company.....	Cover 2
Columbia Electronics Sales.....	50
Eitel-McCullough, Inc.....	8, 54
Electronic Supply	62
Engineering Associates	63
Esse Radio Company.....	44, 45, 46, 47
Glass, J. J. Co.....	63
Gotham Hobby Corp.....	56
Hallicrafters Company	5
Harvey Radio Company, Inc.....	60
Heath Company.....	6, 7
Henry Radio Stores.....	43
Hughes Research & Dev. Labs.....	49
Instructograph Company	58
Johnson, E. F., Co.....	42, 58
Millen, James Mfg. Co.....	4
Multi-Products Co.	2
National Company, Inc.....	Cover 3
Neo-Tech Products	64
Peak Electronics Co.....	63
Petersen Radio Company, Inc.....	10
Radio Apparatus Corporation.....	50
RCA Tube Dept.....	Cover 4
Trans-World Radio-TV Corp.....	63
United Catalog Publishers.....	64
U. S. Crystals, Inc.....	28, 29
Vaaro Electronic Eng. Co.....	57
Valparaiso Technical Institute.....	56
V & H Radio Supply Co.....	55
Weston Laboratories, Inc.....	63
Wheaton Research & Dev. Co.....	54
World Radio Laboratories, Inc.....	41



for everything in Electronics!

1440 page MASTER

- Detailed specs
- 8,500 illus.
- 85,000 items
- Fully indexed
- Full descriptions
- Wgt. 6 lbs.

List \$6.50—as low as \$1.95 at dtrbs.
United Catalog Publishers, Inc.
110 Lafayette St., N. Y. C. 13

Become an honorary National Engineer!

LAST CHANCE TO WIN A \$1000 HAM SHACK!

or an NC-88 Receiver

National's big Honorary Engineers Contest closes this month — on February 28! All entries must be postmarked no later than midnight on this date. So hurry, pick up your entry blank at your National distributor.*

Just write down your idea (or ideas) for the ideal amateur receiver. You can be as technical or as non-technical as you like. National's sole purpose is to find out what the majority of you want or don't want in a receiver. (Acceptance of your entry does not mean it will be included in future receivers and submission of an idea doesn't obligate National to use it.)

Whether you win or not, you will receive a certificate as an "Honorary National Engineer."



NATIONAL COMPANY, INC.
61 SHERMAN ST., MALDEN 48, MASS.

*If there is no National distributor near you, write direct to the company, attention Contest Department, for your entry blank.



OFFICIAL RULES

1. Describe the features you would like in your "dream receiver." Suggestions can be as technical or non-technical as you like — anything from a circuit design to the style of a knob. Drawings or diagrams may be used. Please write legibly. Enclose your suggestions with a signed entry blank and mail to: Contest Department, National Company, Inc., 61 Sherman Street, Malden 48, Massachusetts.
2. You can mail as many suggestions with an entry blank as you wish. Be sure that a separate entry blank accompanies suggestions mailed at different times. You may file as many entry blanks as you wish.
3. An NC-88 will be awarded to the winner of each monthly contest. A grand prize of a \$1,000 value ham shack will be awarded for the entry judged best from all winning monthly entries. A certificate will be awarded to each entrant, making such entrant an honorary National Company, Inc. engineer. The contest will continue through midnight February 28, 1955.
4. Anybody is eligible to enter the contest except employees of National Company, Inc., its advertising agency, and their immediate families. To be eligible an entrant must send a signed entry blank with his suggestions. To be eligible for any particular month's contest, entries must be postmarked no later than midnight on the last day of the specific month. Winners will be notified by mail.
5. Entries will be judged by a three-man panel composed of competent technically qualified personnel of National Company, Inc., each exercising independent personal judgment. All decisions of the judges will be final and will be decided by majority vote.
6. All suggestions submitted in this contest, whether awarded prizes or not, become the exclusive property of National Company, Inc., and are not subject to being returned. Entrants grant to National Company, Inc. all rights to suggestions, including the right to patent and/or copyright the suggestion. National Company, Inc. has no obligation to entrants other than to award prizes in accordance herewith.

RCA "HIGH PERVEANCE" POWER TUBES...

...for high power output at lower plate voltages

High perveance—a basic design feature of RCA power tubes—makes it practical to get the power you want at *substantially lower plate voltage*. Here's how this important feature pays off for you: (1) It enables you to use more reasonable values of pi-network components, (2) it reduces the need for very high-voltage plate transformers and high-voltage-rated filter capacitors, (3) it permits you to use lower-voltage-rated tank circuits, (4) it simplifies your rf and dc insulation problems.

RCA High-Perveance tubes—power triodes and beam power types—are available at your RCA Tube Distributor. For technical data write RCA, Commercial Engineering, Section L15M Harrison, N. J.

RCA High-Perveance Tubes
high power at lower plate voltages

RCA Amplifier Service—Max. Amateur Ratings, Class C CW

RCA No.	Type	DC Plate Input (watts)	DC Plate Volts
2E26	Beam Power	40	600
807	Beam Power	75	750
810	Triode	750	2500
811A	Triode	260	1500
812A	Triode	260	1500
813	Beam Power	500	2250
815	Twin Beam Power	75*	500
829B	Twin Beam Power	120*	750
832A	Twin Beam Power	50*	750
833A	Triode	1000	3300
5763	Beam Power	17	350
6146	Beam Power	90	750
6524	Twin Beam Power	85	600
8000	Triode	750	2500
8005	Triode	300	1500

*Total for tube



RADIO CORPORATION of AMERICA
ELECTRON TUBES

HARRISON, N. J.